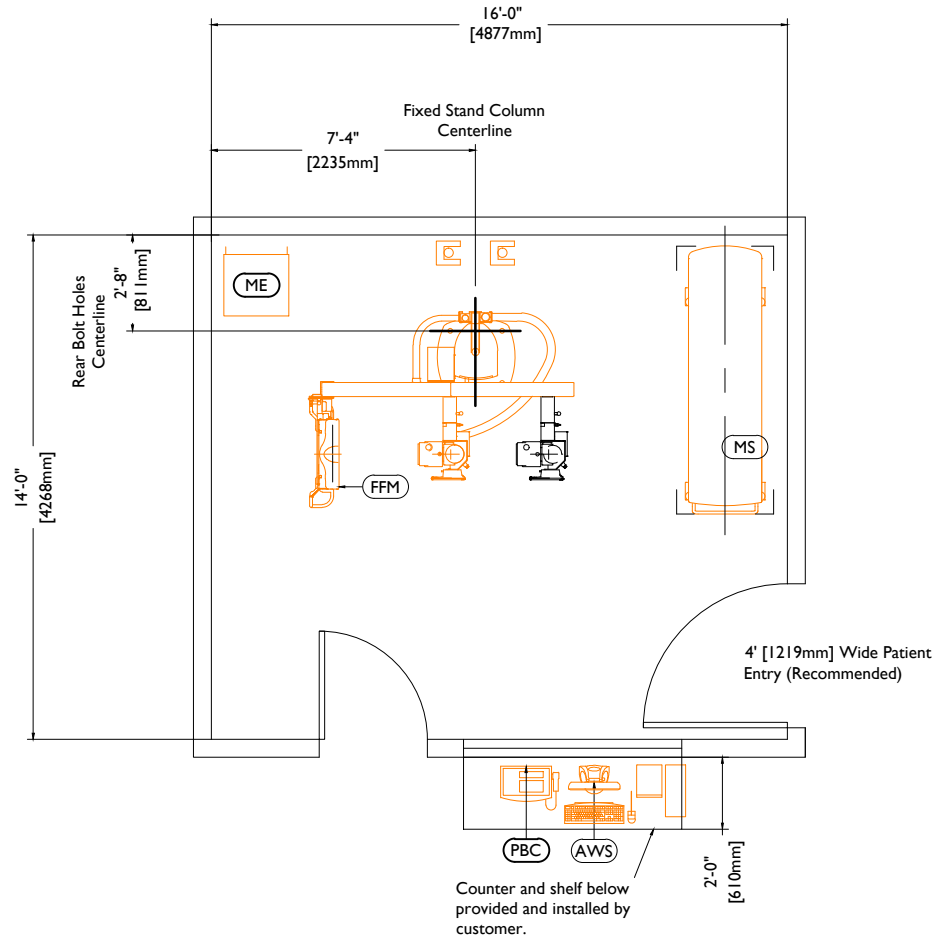


# Essenta DR

## Preferred Room Layout

The layout shown below is based upon a typical equipment configuration and should be considered as a general design guideline. Site conditions, application requirements, customer preferences, and/or equipment configuration may significantly impact suite design and equipment layout. It is recommended to request site-specific drawings from a Philips representative early in the design process.

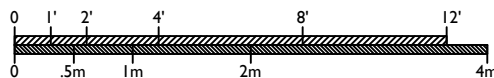


## Equipment Layout

Recommended Ceiling Height: 10'-10" [3302mm]

Absolute Minimum Ceiling Height: 9'-2 1/4" [2800mm]

Ceiling heights (from finished floor to finished ceiling) other than recommended may impact equipment functionality; consult with Philips.



Equipment Legend

- A Furnished and installed by Philips
- B Furnished by customer/contractor and installed by customer/contractor
- C Installed by customer/contractor
- D Furnished by Philips and installed by contractor
- E Existing
- F Future
- G Optional item furnished by Philips

Equipment Designation

		Description	Weight lbs [kg]	Heat Load Btu/hr [W]
A	ME	Optimus 80 Control Cabinet (40E Rack)	462 [210]	1707 [500]
A	FFM	Floor Mounted Fixed Stand FF-M	1253 [569]	1853 [543]
A	PBC	Optimus Control Panel	9 [4]	137 [40]
A	AWS	Acquisition Work Spot with Touch Screen Monitor (CPU and UPS on shelf under counter)	154 [70]	680 [199]
G	MS	Height Adjustable Trolley TA-M (Shown in suggested "parked" location)	293 [133]	- [-]

## Environmental Requirements for General Equipment Locations

Heating, ventilating, air conditioning requirement for general equipment locations must maintain temperature at 75° +/- 11° F (24° +/- 6° C) and non-condensing relative humidity at 47% - 28%.

## Power Requirements

Optimus 80 / Optimus CXA

Supply Configuration: 3 phase, 3 wire power and ground. Delta or Wye.  
(with optional\* transformer)

Nominal Line Voltage: 400, 440, 460, or 480 VAC, 60 Hz


Branch Power Requirement: 167 kVA

Circuit Breaker: 3 pole, 100 A(@480 V)

\* transformer standard in U.S.

## Remote Service Diagnostics

Medical Imaging equipment to be installed by Philips is equipped with a service diagnostic feature which allows for remote and on-site service diagnostics. To establish this feature, a RJ45 type Ethernet 10/100/1000 Mbit network connector must be installed. Access to customer's network via their remote access server is needed for Remote Service Network (RSN) connectivity. All costs with this feature are the responsibility of the customer.



© Koninklijke Philips Electronics N.V. 2011.  
All rights reserved.

Reproduction in whole or in part is  
prohibited without prior written consent of  
the copyright holder.

Rev. 11.00