

Philips Medical Systems

DICOM

CONFORMANCE STATEMENT



EasyAccess Entry 8.2

Document Number XPB 080-020041

24 June 2002

Copyright Philips Medical Systems Nederland B.V. 2002
All rights reserved



PHILIPS

Let's make things better.

Copyright KONINKLIJKE PHILIPS ELECTRONICS N.V. 2002.

All rights reserved. No part of this publication may be reproduced or transmitted in any form or by any means, electronic or mechanical, including photocopy, recording, or any information storage and retrieval system, without prior written permission from the copyright owner.

Copyright © 2002 SPECTRA-Imtec AB. All rights reserved.

Philips PACS Systems are built in partnership with Sectra-Imtec AB, Sweden.

TABLE OF CONTENTS

| | | |
|-----------|---|-----------|
| 1. | INTRODUCTION..... | 1 |
| 1.1. | Scope and Field of Application | 1 |
| 1.2. | Intended Audience | 1 |
| 1.3. | Contents and Structure | 1 |
| 1.4. | Used Definitions, Terms and Abbreviations | 1 |
| 1.5. | Referencesv | 1 |
| 1.6. | Important Note to the Reader..... | 2 |
| 1.7. | General Acronyms and Abbreviations..... | 3 |
| 2. | IMPLEMENTATION MODEL..... | 4 |
| 2.1. | Application Data Flow Diagram | 5 |
| 2.2. | Functional Definition of Application Entities | 6 |
| 2.3. | Sequencing of Real World Activities | 6 |
| 3. | AE SPECIFICATIONS..... | 8 |
| 3.1. | Storage AE / SCU | 8 |
| 3.1.1. | Association Establishment Policies | 9 |
| 3.1.2. | Association Acceptance Policy | 10 |
| 3.1.3. | Association Initiation Policy..... | 10 |
| 3.2. | Storage AE / SCP | 12 |
| 3.2.1. | Association Establishment Policies | 13 |
| 3.2.2. | Association Acceptance Policy | 14 |
| 3.2.3. | Association Initiation Policy..... | 17 |
| 3.3. | Query/Retrieve AE / SCP | 18 |
| 3.3.1. | Association Establishment Policies | 18 |
| 3.3.2. | Association Acceptance Policy | 18 |
| 3.3.3. | Association Initiation Policy..... | 22 |
| 4. | COMMUNICATION PROFILES | 23 |
| 4.1. | Supported Communication Stacks..... | 23 |
| 4.2. | TCP/IP Stack..... | 23 |
| 4.3. | Physical Media Support..... | 23 |
| 4.4. | OSI Stack | 23 |
| 4.5. | Point to Point Stack | 23 |
| 5. | EXTENSIONS/SPECIALIZATION/PRIVATIZATION | 24 |
| 5.1. | Transfer Syntaxes | 24 |
| 5.2. | Private Attributes | 24 |
| 5.3. | Exported Presentation States..... | 24 |
| 6. | CONFIGURATION | 26 |
| 6.1. | General..... | 26 |
| 6.2. | Storage SCU | 26 |
| 6.3. | Storage SCP | 26 |
| 6.4. | Q/R SCP..... | 26 |
| 7. | SUPPORT OF EXTENDED CHARACTER SETS | 27 |
| 7.1. | Supported Extended Character Sets..... | 27 |
| 8. | APPENDIX | 28 |
| 8.1. | Appendix 1 - Attribute List for EasyVision Storage AE | 28 |

1. INTRODUCTION

This chapter provides general information about the purpose, scope and contents of this Conformance Statement.

1.1. Scope and Field of Application

The scope of this DICOM Conformance Statement is to facilitate data exchange with equipment of Philips Medical Systems. This document specifies the compliance to the DICOM standard (formally called the NEMA PS 3.X standards). It contains a short description of the applications involved and provides technical information about the data exchange capabilities of the equipment. The main elements describing these capabilities are: the supported DICOM Service Object Pair (SOP) Classes, Roles, Information Object Definitions (IOD) and Transfer Syntaxes.

The field of application is the integration of the Philips Medical Systems equipment into an environment of medical devices. This Conformance Statement should be read in conjunction with the DICOM standard and its addenda [DICOM].

1.2. Intended Audience

This Conformance Statement is intended for:

- (potential) customers
- system integrators of medical equipment
- marketing staff interested in system functionality
- software designers implementing DICOM interfaces

It is assumed that the reader is familiar with the DICOM standard.

1.3. Contents and Structure

The DICOM Conformance Statement is contained in chapter 2 through 7 and follows the contents and structuring requirements of DICOM PS 3.2.

1.4. Used Definitions, Terms and Abbreviations

DICOM definitions, terms and abbreviations are used throughout this Conformance Statement. For a description of these, see NEMA PS 3.3 and PS 3.4. The word Philips in this document refers to Philips Medical Systems.

1.5. References

- [DICOM] The Digital Imaging and Communications in Medicine (DICOM) standard (NEMA PS 3.X):
National Electrical Manufacturers Association (NEMA)
Publication Sales 1300 N. 17th Street, Suite 1847
Rosslyn, Va. 22209, United States of America

1.6. Important Note to the Reader

This Conformance Statement by itself does not guarantee successful interoperability of Philips equipment with non-Philips equipment. The user (or user's agent) should be aware of the following issues:

➤ Interoperability

Interoperability refers to the ability of application functions, distributed over two or more systems, to work successfully together. The integration of medical devices into a IT environment may require application functions that are not specified within the scope of DICOM. Consequently, using only the information provided by this Conformance Statement does not guarantee interoperability of Philips equipment with non-Philips equipment.

It is the user's responsibility to analyze thoroughly the application requirements and to specify a solution that integrates Philips equipment with non-Philips equipment.

➤ Validation

Philips equipment has been carefully tested to assure that the actual implementation of the DICOM interface corresponds with this Conformance Statement.

Where Philips equipment is linked to non-Philips equipment, the first step is to compare the relevant Conformance Statements. If the Conformance Statements indicate that successful information exchange should be possible, additional validation tests will be necessary to ensure the functionality, performance, accuracy and stability of image and image related data. It is the responsibility of the user (or user's agent) to specify the appropriate test suite and to carry out the additional validation tests.

➤ New versions of the DICOM Standard

The DICOM Standard will evolve in future to meet the user's growing requirements and to incorporate new features and technologies. Philips is actively involved in this evolution and plans to adapt its equipment to future versions of the DICOM Standard. In order to do so, Philips reserves the right to make changes to its products or to discontinue its delivery.

The user should ensure that any non-Philips provider linking to Philips equipment, also adapts to future versions of the DICOM Standard. If not, the incorporation of DICOM enhancements into Philips equipment may lead to loss of connectivity (in case of networking) and incompatibility (in case of media).

1.7. General Acronyms and Abbreviations.

The following acronyms and abbreviations are used in the document.

- ACC American College of Cardiology
- AE Application Entity
- ACR American College of Radiology
- ANSI American National Standard Institute
- DICOM Digital Imaging and Communication in Medicine
- DIMSE DICOM Message Service Element
- ELE Explicit VR Little Endian
- EBE Explicit VR Big Endian
- ILE Implicit VR Little Endian
- IOD Information Object Definition
- NEMA National Electrical Manufacturers Association
- PDU Protocol Data Unit
- RIS Radiology Information System
- RWA Real World Activity
- SCU Service Class User
- SOP Service Object Pair
- TCP/IP Transmission Control Protocol/Internet protocol
- UID Unique Identifier

2. IMPLEMENTATION MODEL

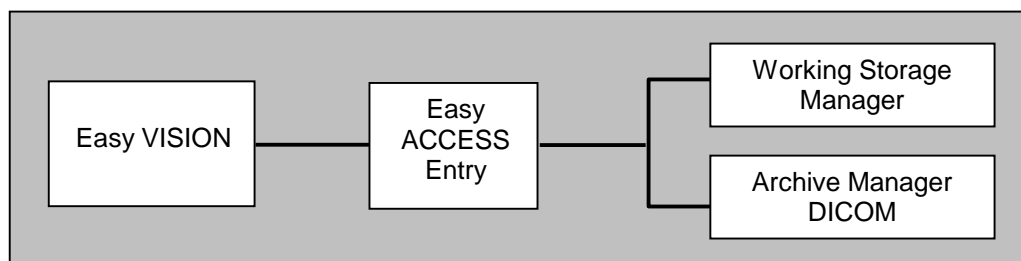
This document is the DICOM Conformance Statement for the Philips Medical Systems EasyAccess Entry 8.2, later referred to as EasyAccess Entry. EasyAccess Entry is part of the EasyAccess PACS family. EasyAccess has two different versions, one on Windows 2000 (EasyAccess Entry) and another on Unix (EasyAccess Enterprise). EasyVision is only available on Windows 2000 Platform.

WARNING! There are some differences in functionality between EasyAccess Entry (win2k) and EasyAccess Enterprise (Unix), hence it is recommended to carefully read this document and don't make assumptions about functionality on different platforms.

The Figure below shows the main components in a EasyAccess Enterprise/Entry environment.

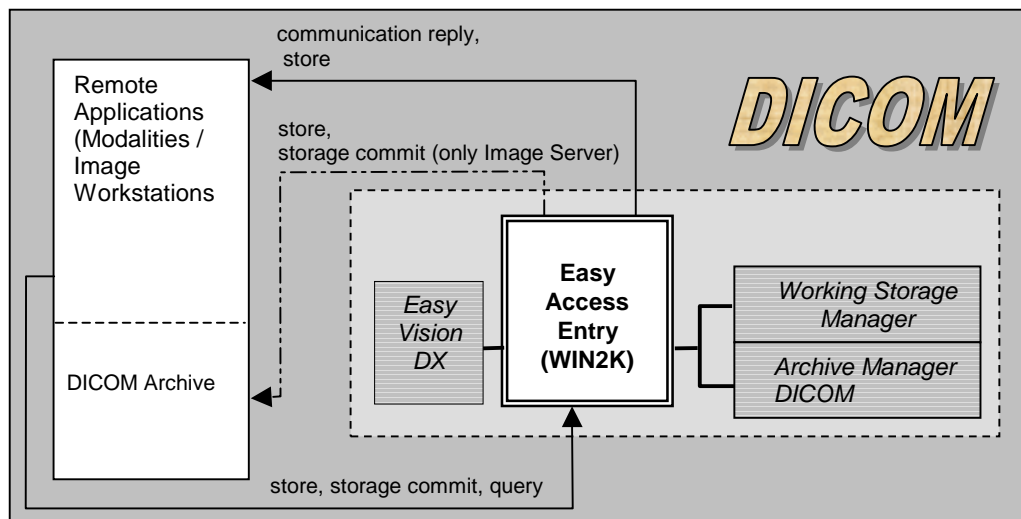
- EasyVision – Workstation, graphical users interface.
- EasyAccess – Database, administration.
- Working Storage Manager – Short-term data storage.
- Archive Manager DICOM – Interface to external DICOM archive

They are tightly coupled and hence described together in this Conformance Statement. EasyAccess, Working Storage Manager and Archive Manager DICOM have a very tight connection and are from now on called EasyAccess Entry.



EasyAccess Entry in a DICOM network

The figure below shows the Position of EasyAccess Entry in a Radiology environment.



EasyAccess Entry provides (among other things) the following features:

- It replies on communication tests from remote applications
- It allows remote applications (modalities and image workstations) to send images to it
- It allows remote applications to commit storage of sent images
- It allows remote applications to query the EasyAccess Entry database and retrieve images
- Send images to a remote application (e.g. workstation or a DICOM archive)

2.1. Application Data Flow Diagram

EasyAccess Entry behaves as a system with three different Application Entities (AE's). Its related Implementation Model is shown in Figure 1 on page 7. The three Application Entities are:

- **Storage - SCU** – Storage SCU is the AE responsible for sending images to a remote applications. There is only one Storage SCU AE. Sending images is initiated in the following situations:
 - by a retrieve operation from Q/R SCP,
 - from an EasyVision or
 - as a result of archiving command when using ImageServer/xd

The second situation is described in the EasyVision User's Documentation. When the EasyVision workstation user selects examinations to send from the information window, he or she issues the send command by selecting the desired destination. The command is forwarded to EasyAccess Entry, which will activate the Storage SCU AE indicating the examinations and destination that the user

has chosen. The Storage SCU AE will then initiate an association with the remote AE, supporting DICOM Storage as SCP.

- **Storage - SCP** – Storage SCP is the AE responsible for receiving images. There can be any number of Storage SCP AE's set up, each with its own AE title. A Storage SCP AE can receive images from a remote application entity. A Storage SCP AE also supports verification of the DICOM communication from a remote AE and Storage Commitment of images.
- **Q/R - SCP** - Q/R SCP is the AE responsible for receiving queries and sending images to other application entities as a response to a move request. The Q/R SCP AE is connected to the EasyAccess Entry product. There is only one Q/R SCP AE. When the Q/R SCP AE receives a query (C-FIND request) it will search in the EasyAccess Entry database for information matching the conditions in the request message. It will search both on-line and in the archive. It returns any found information to the requesting remote AE.
When the Q/R SCP AE receives a retrieve request (C-MOVE request) it will search for images in the EasyAccess Entry database identified by the conditions in the request message. It will search both on-line and in the archive. If any images are found the Q/R SCP AE will change into a Storage SCU and send the images found to the requested destination AE. If the retrieve request refers to images in the archive the images will be fetched from the archive and temporarily put on-line. When the retrieve is done, the temporary images on-line will be removed. Only C-MOVE requests are handled in order to supply retrieve functionality, not C-GET requests.
The Q/R SCP AE supports verification of the DICOM communication from a remote AE.

2.2. Functional Definition of Application Entities

- The EasyAccess Entry Storage SCU Application Entity acts as Service Class User (SCU) of the Storage Service Class.
- The EasyAccess Entry Storage SCP Application Entity acts as Service Class Provider (SCP) of the Storage Service Class.
- The EasyAccess Entry Q/R Application Entity acts as Service Class Provider (SCP) of the Query/Retrieve Service.

2.3. Sequencing of Real World Activities

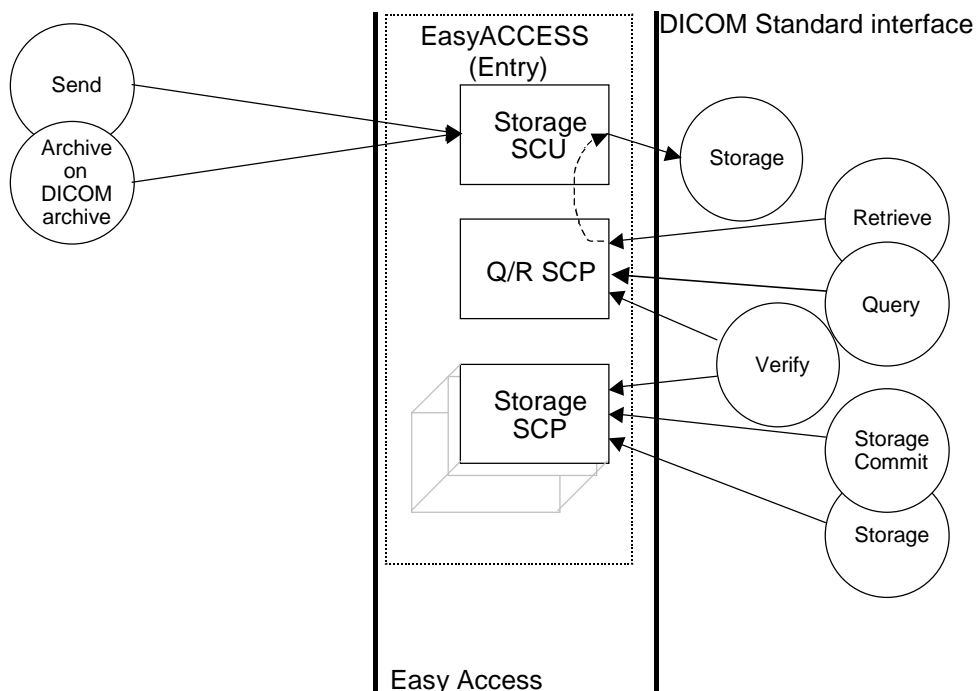
The following sequence of Real World activities is supported by the system:

EasyAccess Entry receives images and can then be queried through both Q/R and EasyAccess Entry API. Sending images, and storage commitment can be performed on the image storage service.

The EasyAccess Entry related Implementation Model is shown in the figure below. As documented in the PS 3.4, the arrows in the diagram on the the previous page have the following meanings:

- An arrow pointing to the right indicates the local application entity initiates an association.
- An arrow pointing to the left indicates the local application entity accepts an association.

Figure 1 Implementation Model



3. AE SPECIFICATIONS

The Network capabilities of the system consists of three DICOM Application Entities:

- A Storage SCU AE
- A Query / Retrieve SCP AE
- A Storage SCP AE

3.1. Storage AE / SCU

The EasyAccess Entry Storage AE Application Entity provides Standard Conformance to the DICOM V3.0 SOP classes as an SCU specified in Table 1.

1. Supported SOP Classes as SCU by the Storage AE

| SOP Class Name | UID |
|--|--------------------------------|
| CR Image Storage | 1.2.840.10008.5.1.4.1.1.1 |
| DX Image Storage – For Presentation | 1.2.840.10008.5.1.4.1.1.1.1 |
| DX Image Storage – For Processing | 1.2.840.10008.5.1.4.1.1.1.1.1 |
| MG Image Storage – For Presentation | 1.2.840.10008.5.1.4.1.1.1.2 |
| MG Image Storage – For Processing | 1.2.840.10008.5.1.4.1.1.1.2.1 |
| IO Image Storage – For Presentation | 1.2.840.10008.5.1.4.1.1.1.3 |
| IO Image Storage – For Processing | 1.2.840.10008.5.1.4.1.1.1.3.1 |
| CT Image Storage | 1.2.840.10008.5.1.4.1.1.2 |
| US Multi-Frame Image Storage (Ret.) | 1.2.840.10008.5.1.4.1.1.3 |
| US Multi-Frame Image Storage | 1.2.840.10008.5.1.4.1.1.3.1 |
| MR Image Storage | 1.2.840.10008.5.1.4.1.1.4 |
| NM Image Storage (Retired) | 1.2.840.10008.5.1.4.1.1.5 |
| US Image Storage (Retired) | 1.2.840.10008.5.1.4.1.1.6 |
| US Image Storage | 1.2.840.10008.5.1.4.1.1.6.1 |
| SC Image Storage | 1.2.840.10008.5.1.4.1.1.7 |
| MF SC Single Bit Image Storage | 1.2.840.10008.5.1.4.1.1.7.1 |
| MF SC Grayscale Byte Image Storage | 1.2.840.10008.5.1.4.1.1.7.2 |
| MF SC Grayscale Word Image Storage | 1.2.840.10008.5.1.4.1.1.7.3 |
| MF SC True Color Image Storage | 1.2.840.10008.5.1.4.1.1.7.4 |
| Stand-alone Overlay Storage | 1.2.840.10008.5.1.4.1.1.8 |
| Stand-alone Curve Storage | 1.2.840.10008.5.1.4.1.1.9 |
| 12-lead ECG Waveform Storage | 1.2.840.10008.5.1.4.1.1.9.1.1 |
| General ECG Waveform Storage | 1.2.840.10008.5.1.4.1.1.9.1.2 |
| Ambulatory ECG Waveform Storage | 1.2.840.10008.5.1.4.1.1.9.1.3 |
| Hemodynamic Waveform Storage | 1.2.840.10008.5.1.4.1.1.9.2.1 |
| Cardiac Electrophysiology Waveform St. | 1.2.840.10008.5.1.4.1.1.9.3.1 |
| Basic Voice Audio Waveform Storage | 1.2.840.10008.5.1.4.1.1.9.4.1 |
| Stand-alone Modality LUT | 1.2.840.10008.5.1.4.1.1.10 |
| Stand-alone VOI LUT Storage | 1.2.840.10008.5.1.4.1.1.11 |
| Grayscale Softcopy Pres. State Storage | 1.2.840.10008.5.1.4.1.1.11.1 |
| X-Ray Angiographic Image Storage | 1.2.840.10008.5.1.4.1.1.12.1 |
| X-Ray Radiofluoroscopic Image Storage | 1.2.840.10008.5.1.4.1.1.12.2 |
| X-Ray Angio. Bi-plane Image St. (Ret.) | 1.2.840.10008.5.1.4.1.1.12.3 |
| NM Image Storage | 1.2.840.10008.5.1.4.1.1.20 |
| VL Endoscopic Image Storage | 1.2.840.10008.5.1.4.1.1.77.1.1 |
| VL Microscopic Image Storage | 1.2.840.10008.5.1.4.1.1.77.1.2 |

| SOP Class Name | UID |
|--|--------------------------------|
| VL Slide-Coordinates Micros. Image St. | 1.2.840.10008.5.1.4.1.1.77.1.3 |
| VL Photographic Image Storage | 1.2.840.10008.5.1.4.1.1.77.1.4 |
| Basic Text SR | 1.2.840.10008.5.1.4.1.1.88.11 |
| Enhanced SR | 1.2.840.10008.5.1.4.1.1.88.22 |
| Comprehensive SR | 1.2.840.10008.5.1.4.1.1.88.33 |
| Key Object Selection Document | 1.2.840.10008.5.1.4.1.1.88.50 |
| Mammography CAD SR | 1.2.840.10008.5.1.4.1.1.88.59 |
| PET Image Storage | 1.2.840.10008.5.1.4.1.1.128 |
| Stand-alone PET Curve Storage | 1.2.840.10008.5.1.4.1.1.129 |
| RT Image Storage | 1.2.840.10008.5.1.4.1.1.481.1 |
| RT Dose Storage | 1.2.840.10008.5.1.4.1.1.481.2 |
| RT Structure Set Storage | 1.2.840.10008.5.1.4.1.1.481.3 |
| RT Beams Treatment Record Storage | 1.2.840.10008.5.1.4.1.1.481.4 |
| RT Plan Storage | 1.2.840.10008.5.1.4.1.1.481.5 |
| RT Brachy Treatment Record Storage | 1.2.840.10008.5.1.4.1.1.481.6 |
| RT Treatment Summary Record Storage | 1.2.840.10008.5.1.4.1.1.481.7 |
| Hardcopy Color Image Storage | 1.2.840.10008.5.1.1.30 |
| Hardcopy Grayscale Image Storage | 1.2.840.10008.5.1.1.29 |
| Stored Print Storage | 1.2.840.10008.5.1.1.27 |
| Philips Private CX Image Storage | 1.3.46.670589.2.4.1.1 |
| Philips Private Volume Storage | 1.3.46.670589.5.0.1 |
| Philips Private 3D Object Storage | 1.3.46.670589.5.0.2 |
| Philips Private 3D Object 2 Storage | 1.3.46.670589.5.0.2.1 |
| Philips Private Surface Storage | 1.3.46.670589.5.0.3 |
| Philips Private Surface 2 Storage | 1.3.46.670589.5.0.3.1 |
| Philips Private Composite Object Storage | 1.3.46.670589.5.0.4 |
| Philips Private MR Cardio Profile | 1.3.46.670589.5.0.7 |
| Philips Private MR Cardio | 1.3.46.670589.5.0.8 |
| Philips Private CT Synthetic Image St. | 1.3.46.670589.5.0.9 |
| Philips Private MR Synthetic Image St. | 1.3.46.670589.5.0.10 |
| Philips Private MR Cardio Analysis St. | 1.3.46.670589.5.0.11 |
| Philips Private CX Synthetic Image St. | 1.3.46.670589.5.0.12 |
| Philips Private Gyroscan MR Spectrum | 1.3.46.670589.11.0.0.12.1 |
| Philips Private Gyroscan MR Serie Data | 1.3.46.670589.11.0.0.12.2 |
| Philips Private Specialized XA Storage | 1.3.46.670589.2.3.1.1 |

3.1.1. Association Establishment Policies

3.1.1.1. General

The maximum PDU size the Storage SCU Application Entity will use is 28672 bytes (28kB).

3.1.1.2. Number of Associations

The Storage SCU Application Entity can handle only one association at a time. One send-request has to be finished before the next started.

3.1.1.3. Asynchronous Nature

The Storage SCU Application Entity does not support asynchronous operations and will not perform asynchronous window negotiation.

3.1.1.4. Implementation Identifying Information

The Storage SCU Application Entity will provide the following Implementation Class UID and Implementation Version Name:

| | |
|----------------------------------|---------------------|
| THE IMPLEMENTATION CLASS UID: | 1.2.752.24.3.3.25.7 |
| THE IMPLEMENTATION VERSION NAME: | “WISTOSCU_8_20” |

3.1.2. Association Acceptance Policy

The Storage SCU Application Entity does not handle incoming associations (see Storage SCP AE).

3.1.3. Association Initiation Policy

3.1.3.1. Real-World Activity – Send Command

3.1.3.1.1. Associated Real-World Activity

As described in the EasyVision User’s Documentation the EasyVision workstation user selects examinations to send from the information window. Then he or she issues the send command by selecting the desired destination. The command is forwarded to EasyAccess Entry, which will activate the Storage SCU AE indicating the examinations, and destination that the user has chosen. The Storage SCU AE will then initiate an association with the remote AE, which supports DICOM Storage as SCP.

Image Sending can also be activated as a result of a C-MOVE request towards the Q/R SCP or when archiving images using ImageServer/xd.

3.1.3.1.2. Presentation Context Table

The Storage SCU AE will propose the presentation contexts as given in the next table.

2. Proposed Present. Context for the Storage Service by the Storage SCU AE

| Abstract Syntax | UID | Transfer Syntax | UID List | Role | Ext. Neg. |
|-----------------|--------|-----------------|---------------------|------|-----------|
| Note 1 | Note 1 | ELE | 1.2.840.10008.1.2.1 | SCU | |
| | | EBE | 1.2.840.10008.1.2.2 | SCU | |
| | | ILE | 1.2.840.10008.1.2 | SCU | |

Note 1: All Image Storage SOP Classes from Table 1

3.1.3.1.3. SOP Specific Conformance

The Storage SCU provides standard conformance to the Storage SOP class. If patient or exam data for exported images has been changed in EasyAccess Entry, the exported images will contain the values from EasyAccess Entry.

If settings and annotations have been made in the default setting for images in EasyVision, this information will be exported as Standard Grayscale Presentation State, if the receiving side supports such (see Table 3), otherwise the annotations will be exported as standard DICOM overlays.

If the EasyVision user changes an existing default setting the SOP Instance UID of the associated presentation state will be changed. The old setting will not be saved. If configured so, the Storage SCU AE will export EasyAccess Entry private attributes. (see Table 4).

3. Exported Presentation States

| Module | EasyVision Correspondence | Note |
|---------------------------|---|--|
| Presentation State | - | Label: "EasyVision DEFAULT" |
| Mask | - | Not used |
| Display Shutter | Cropping | Always RECTANGULAR |
| Bitmap Display Shutter | - | Not used |
| Overlay Plane | - | Not used |
| Overlay/Curve Activation | - | All 60xx overlays are rendered in graphic layer 0. 50xx curves are not displayed. |
| Displayed Area | A combination of view port, zoom factor, zoom to fit, true size | The presentation size mode can be one of "TRUE SIZE", "SCALE TO FIT", or "MAGNIFY", depending on the EasyVision settings. |
| Graphic Annotation | All overlays graphics and measurements. | Always annotation units "PIXEL", i.e. image relative coordinates. |
| Spatial Transformation | Rotation/flip | |
| Graphic Layer | - | Only one single layer. |
| Modality LUT | - | Copied from original image. |
| Softcopy VOI LUT | Window width/center setting or currently selected LUT | If the user has selected a true lookup table from the original image, this table is copied from the original image. Otherwise the current window width/center is used. |
| Softcopy Presentation LUT | - | Normally "IDENTITY", but in some cases it could also be "INVERSE". |

4. EasyAccess Private Attributes

| Tag | Name | VR | VM | Description |
|-------------|----------------------|----|----|---|
| (0009,00xx) | Private Creator Code | LO | 1 | Value: SECTRA_Ident_01 |
| (0009,xx01) | Request number | LO | 1 | Unique id of request for this image |
| (0009,xx02) | Examination number | LO | 1 | Unique id of examination for this image |
| (0029,00yy) | Private Creator Code | LO | 1 | Value: SECTRA_ImageInfo_01 |
| (0029,yy01) | Image Info | OB | 1 | Image settings made on EasyVision Workstation |

3.2. Storage AE / SCP

The EasyAccess Entry Storage SCP Application Entity provides Standard Conformance to the DICOM V3.0 SOP classes as an SCP specified in Table 5.

5. Supported SOP Classes as SCP by the Storage SCP AE

| SOP Class Name | UID |
|--|--------------------------------|
| CR Image Storage | 1.2.840.10008.5.1.4.1.1.1 |
| DX Image Storage – For Presentation | 1.2.840.10008.5.1.4.1.1.1.1 |
| DX Image Storage – For Processing | 1.2.840.10008.5.1.4.1.1.1.1.1 |
| MG Image Storage – For Presentation | 1.2.840.10008.5.1.4.1.1.1.2 |
| MG Image Storage – For Processing | 1.2.840.10008.5.1.4.1.1.1.2.1 |
| IO Image Storage – For Presentation | 1.2.840.10008.5.1.4.1.1.1.3 |
| IO Image Storage – For Processing | 1.2.840.10008.5.1.4.1.1.1.3.1 |
| CT Image Storage | 1.2.840.10008.5.1.4.1.1.2 |
| US Multi-Frame Image Storage (Ret.) | 1.2.840.10008.5.1.4.1.1.3 |
| US Multi-Frame Image Storage | 1.2.840.10008.5.1.4.1.1.3.1 |
| MR Image Storage | 1.2.840.10008.5.1.4.1.1.4 |
| NM Image Storage (Retired) | 1.2.840.10008.5.1.4.1.1.5 |
| US Image Storage (Retired) | 1.2.840.10008.5.1.4.1.1.6 |
| US Image Storage | 1.2.840.10008.5.1.4.1.1.6.1 |
| SC Image Storage | 1.2.840.10008.5.1.4.1.1.7 |
| MF SC Single Bit Image Storage | 1.2.840.10008.5.1.4.1.1.7.1 |
| MF SC Grayscale Byte Image Storage | 1.2.840.10008.5.1.4.1.1.7.2 |
| MF SC Grayscale Word Image Storage | 1.2.840.10008.5.1.4.1.1.7.3 |
| MF SC True Color Image Storage | 1.2.840.10008.5.1.4.1.1.7.4 |
| Stand-alone Overlay Storage | 1.2.840.10008.5.1.4.1.1.8 |
| Stand-alone Curve Storage | 1.2.840.10008.5.1.4.1.1.9 |
| 12-lead ECG Waveform Storage | 1.2.840.10008.5.1.4.1.1.9.1.1 |
| General ECG Waveform Storage | 1.2.840.10008.5.1.4.1.1.9.1.2 |
| Ambulatory ECG Waveform Storage | 1.2.840.10008.5.1.4.1.1.9.1.3 |
| Hemodynamic Waveform Storage | 1.2.840.10008.5.1.4.1.1.9.2.1 |
| Cardiac Electrophysiology Waveform St. | 1.2.840.10008.5.1.4.1.1.9.3.1 |
| Basic Voice Audio Waveform Storage | 1.2.840.10008.5.1.4.1.1.9.4.1 |
| Stand-alone Modality LUT | 1.2.840.10008.5.1.4.1.1.10 |
| Stand-alone VOI LUT Storage | 1.2.840.10008.5.1.4.1.1.11 |
| Grayscale Softcopy Pres. State Storage | 1.2.840.10008.5.1.4.1.1.11.1 |
| X-Ray Angiographic Image Storage | 1.2.840.10008.5.1.4.1.1.12.1 |
| X-Ray Radiofluoroscopic Image Storage | 1.2.840.10008.5.1.4.1.1.12.2 |
| X-Ray Angio. Bi-plane Image St. (Ret.) | 1.2.840.10008.5.1.4.1.1.12.3 |
| NM Image Storage | 1.2.840.10008.5.1.4.1.1.20 |
| VL Endoscopic Image Storage | 1.2.840.10008.5.1.4.1.1.77.1.1 |
| VL Microscopic Image Storage | 1.2.840.10008.5.1.4.1.1.77.1.2 |
| VL Slide-Coordinates Micros. Image St. | 1.2.840.10008.5.1.4.1.1.77.1.3 |
| VL Photographic Image Storage | 1.2.840.10008.5.1.4.1.1.77.1.4 |
| Basic Text SR | 1.2.840.10008.5.1.4.1.1.88.11 |
| Enhanced SR | 1.2.840.10008.5.1.4.1.1.88.22 |
| Comprehensive SR | 1.2.840.10008.5.1.4.1.1.88.33 |
| Key Object Selection Document | 1.2.840.10008.5.1.4.1.1.88.50 |
| Mammography CAD SR | 1.2.840.10008.5.1.4.1.1.88.59 |
| PET Image Storage | 1.2.840.10008.5.1.4.1.1.128 |
| Stand-alone PET Curve Storage | 1.2.840.10008.5.1.4.1.1.129 |

| SOP Class Name | UID |
|--|-------------------------------|
| RT Image Storage | 1.2.840.10008.5.1.4.1.1.481.1 |
| RT Dose Storage | 1.2.840.10008.5.1.4.1.1.481.2 |
| RT Structure Set Storage | 1.2.840.10008.5.1.4.1.1.481.3 |
| RT Beams Treatment Record Storage | 1.2.840.10008.5.1.4.1.1.481.4 |
| RT Plan Storage | 1.2.840.10008.5.1.4.1.1.481.5 |
| RT Brachy Treatment Record Storage | 1.2.840.10008.5.1.4.1.1.481.6 |
| RT Treatment Summary Record Storage | 1.2.840.10008.5.1.4.1.1.481.7 |
| Hardcopy Color Image Storage | 1.2.840.10008.5.1.1.30 |
| Hardcopy Grayscale Image Storage | 1.2.840.10008.5.1.1.29 |
| Stored Print Storage | 1.2.840.10008.5.1.1.27 |
| Philips Private CX Image Storage | 1.3.46.670589.2.4.1.1 |
| Philips Private Volume Storage | 1.3.46.670589.5.0.1 |
| Philips Private 3D Object Storage | 1.3.46.670589.5.0.2 |
| Philips Private 3D Object 2 Storage | 1.3.46.670589.5.0.2.1 |
| Philips Private Surface Storage | 1.3.46.670589.5.0.3 |
| Philips Private Surface 2 Storage | 1.3.46.670589.5.0.3.1 |
| Philips Private Composite Object Storage | 1.3.46.670589.5.0.4 |
| Philips Private MR Cardio Profile | 1.3.46.670589.5.0.7 |
| Philips Private MR Cardio | 1.3.46.670589.5.0.8 |
| Philips Private CT Synthetic Image St. | 1.3.46.670589.5.0.9 |
| Philips Private MR Synthetic Image St. | 1.3.46.670589.5.0.10 |
| Philips Private MR Cardio Analysis St. | 1.3.46.670589.5.0.11 |
| Philips Private CX Synthetic Image St. | 1.3.46.670589.5.0.12 |
| Philips Private Gyroscan MR Spectrum | 1.3.46.670589.11.0.0.12.1 |
| Philips Private Gyroscan MR Serie Data | 1.3.46.670589.11.0.0.12.2 |
| Philips Private Specialized XA Storage | 1.3.46.670589.2.3.1.1 |
| Storage Commit Push Model | 1.2.840.10008.1.20.1 |
| Verification | 1.2.840.10008.1.1 |

3.2.1. Association Establishment Policies

3.2.1.1. General

The maximum PDU-length, which a Storage SCP AE will use, is configurable. The default is 28672 bytes (28 kB). Configuration can only be done by Philips authorized personnel. Allowed values are between 4096 bytes (4kB) and 131072 bytes (128 kB) including these values.

3.2.1.2. Number of Associations

Each Storage SCP AE can handle five simultaneous associations at a time by default. This number is configurable. Only Philips authorized personnel can do configuration.

Any number of Storage SCP AE's can be set up, meaning that a great number of C-STORE associations can be handled at the same time. Typically one Storage SCP AE per sending application is set up.

3.2.1.3. Asynchronous Nature

A Storage SCP AE will only allow a single outstanding operation on an association. Therefore, a Storage SCP AE will not perform asynchronous operations window negotiation.

3.2.1.4. Implementation Identifying Information

The Storage Application Entity will provide the following Implementation Class UID and Implementation Version Name:

| | |
|----------------------------------|---------------------|
| THE IMPLEMENTATION CLASS UID: | 1.2.752.24.3.3.25.7 |
| THE IMPLEMENTATION VERSION NAME: | "WISTOSCP_8_20" |

3.2.2. Association Acceptance Policy

A Storage SCP AE accepts associations for the following events:

- Verification of the DICOM communication between a remote system and a Storage SCP AE.
- Transfer of images from a remote system to the EasyAccess Entry database.
- Request for Storage Commitment to store images in EasyAccess Entry.

A Storage SCP AE rejects associations in the following situations:

- Association requests from applications that do not address it, i.e. specify an incorrect called AE title.
 - Association requests from hosts with host names not known to the Storage SCP AE host.
 - For image transfers if it is already processing the maximum number of associations that it can handle (default: 5).
 - For image transfers and if configured so, if the EasyAccess Entry server is not responding.
- Real-World Activity - Verification of the Communication

3.2.2.1.1. Associated Real-World Activity

A remote system wants to verify the DICOM communication with a Storage SCP AE.

3.2.2.1.2. Presentation Context Table

The Storage SCP AE will propose the presentation contexts as given in the next table. The Verification SOP Class of Storage SCP Application Entity only supports Explicit Little Endian, Explicit Big Endian and Implicit Little Endian Transfer Syntaxes.

6. Proposed Present. Context for Verification Service by the Storage SCP AE

| Abstract Syntax | UID | Transfer Syntax | UID List | Role | Ext. Neg. |
|-----------------|-------------------|-----------------|---------------------|------|-----------|
| Verification | 1.2.840.10008.1.1 | ELE | 1.2.840.10008.1.2.1 | SCP | |
| | | EBE | 1.2.840.10008.1.2.2 | SCP | |
| | | ILE | 1.2.840.10008.1.2 | SCP | |

3.2.2.1.3. SOP Specific Conformance to Verification SOP class

A Storage SCP AE provides standard conformance to the DICOM Verification Service Class.

3.2.2.1.4. Presentation Context Acceptance Criterion

There are no specific rules for acceptance.

3.2.2.1.5. Transfer Syntax Selection Policies

The transfer syntax selection is done according to the order in Table 6.

3.2.2.2. Real-World Activity - Transfer Images from Remote System to local Storage

3.2.2.2.1. Associated Real-World Activity

A remote system wants to store images to the EasyAccess Entry database

3.2.2.2.2. Presentation Context Table

The proposed abstract syntaxes and transfer syntaxes can be found by investigating Table 7.

7. Proposed Present. Context for the Storage Service by the Storage SCP AE

| Abstract Syntax | UID | Transfer Syntax | UID List | Role | Ext. Neg. |
|-----------------|--------|--|------------------------|------|-----------|
| Note 1 | Note 1 | ELE | 1.2.840.10008.1.2.1 | SCP | |
| | | EBE | 1.2.840.10008.1.2.2 | SCP | |
| | | ILE | 1.2.840.10008.1.2 | SCP | |
| | | JPEG Lossless, Non-Hier. (Process14) | 1.2.840.10008.1.2.4.57 | SCP | |
| | | JPEG Lossless, Hier. First-Order-Pred. | 1.2.840.10008.1.2.4.70 | SCP | |
| | | JPEG Extended (Process 2 & 4) | 1.2.840.10008.1.2.4.51 | SCP | |
| | | JPEG Full prog. Non-Hier.Proc.10&12 | 1.2.840.10008.1.2.4.55 | SCP | |

Note 1: All Image Storage SOP Classes from Table 5 except "Storage Commitment Push Model" which supports only Implicit VR Little Endian (ILE) Transfer Syntax.

3.2.2.2.3. SOP Specific Conformance to Storage SOP classes

A Storage SCP AE provides standard level 2 (full) conformance to the DICOM Storage Service Class as SCP. Full conformance mean that all type 1, 2 and 3 attributes sent are stored. All private and retired attributes are also stored. A Storage SCP AE needs a value of the attribute (0010,0020), Patient ID. If the attribute is empty it will use the attribute (0010,0010), Patient Name, as patient ID. If the patient name is empty as well it will use the request number as patient ID. Applications sending images to a Storage SCP AE must take care when filling in the Patient ID attribute. If it is not filled in, there is a risk that images of different patients can be mixed! If the image storage should fail on the EasyAccess Entry side, a status of refused, "Out of resources", will be returned to the association initiator. EasyAccess Entry can be configured to overwrite images with same SOP Instance UID or to store all images it receives. Default is the second alternative, i.e. not to overwrite images with same SOP Instance UID. This means that if the same image is sent twice to a Storage SCP AE it will be stored two times in EasyAccess Entry. This implicates that two images with the same SOP Instance UID will be sent if a MOVE request is received by the Q/R SCP AE on that image. For more detailed information about the handling of specific attributes by EasyAccess Entry and EasyVision, see Appendix 1. If DICOM attributes are illegal, no responsibilities for consequences are taken. The following consequence has been noted:

Regarding viewing capabilities of EasyVision the following points must be noted:

- Multi-frame images in one dimension can be viewed in EasyVision; Multi dimensional on the other hand cannot be viewed correctly. They will behave as a one-dimensional image; showing them will do so with images in a random order. There is an option when installing the DICOM Storage SCP to split Multi-frame

images to individual images. If this is used, the images can be viewed as a stack in EasyVision. However, moving the images with Q/R will in this case not give Multi-frame images but the frames as individual images. If this option is not used (which is the default) Multi-frame images are stored unaltered in EasyAccess Entry. For NM Multi-frame images only the default is supported, i.e. NM Multi-frame images cannot be split up into individual images.

- EasyVision shows images with non-square pixels as if the pixels were square. It is possible to configure image import in EasyAccess Entry so that non-square pixels are transformed to square pixels.
- Regarding color images, EasyVision can only view those with (0028,0004), Photometric interpretation, equal to RGB with 24 bits (8 bits per channel) or (0028,0004), Photometric interpretation, equal to PALETTE_COLOR.
- Images are handled color-by-pixel internally in EasyAccess Entry and EasyVision. In certain circumstances image that are sent color-by-plane to EasyAccess Entry/ EasyVision are sent color-by-pixel if fetched from EasyVision /EasyAccess Entry.
- The first LUT in a Modality LUT sequence (attribute (0028,3000), Modality LUT Sequence, etc.) is handled. The rest (second, third and so on) are ignored.
- EasyVision has full support of DICOM Overlays, however if multiple overlays are present in an image you can only choose between showing no DICOM overlays or all DICOM overlays.

3.2.2.2.4. Presentation Context Acceptance Criterion

The intersection between the proposed and acceptable Presentation Contexts is taken for the established association.

3.2.2.2.5. Transfer Syntax Selection Policies

The transfer syntax selection is done according to the order in Table 7.

3.2.2.3. Real-World Activity – Request Storage Commit

3.2.2.3.1. Associated Real-World Activity

A remote system sends a request for EasyAccess Entry to commit to store a number of images.

3.2.2.3.2. Presentation Context Table

The proposed abstract syntaxes and transfer syntaxes can be found by investigating Table 7.

3.2.2.3.3. SOP Specific Conformance to Storage SOP classes

Only the Push model is supported, not the Pull model.

The Storage SCP AE provides standard conformance to the Storage Commitment Push Model SOP.

Notes about the implementation:

- An attempt will be made to transmit the N-EVENT-REPORT-RQ message on the same association as the N-ACTION-RQ message was received. If the association is down, the Storage SCP AE will open a new association to the Storage Commitment SCU and send the N-EVENT-REPORT-RQ message on

the new association. The time between the reception of the N-ACTION_RQ message and the sending of the N-EVENT-REPORT-RQ message is dependent on the EasyAccess Entry server load, but it can be expected to be short (seconds). To minimize possible error situations the SCU is recommended to keep the association open after the N-ACTION is sent.

- Any time after the images have been committed with Storage Commitment, they can be deleted by a EasyVision user, i.e. a Storage Commitment will not make sure that the images will be stored permanently.
- Committed images can be retrieved using DICOM Query/Retrieve towards a Q/R SCP AE connected to the same EasyAccess Entry server. If an Q/R SCP is connected towards the EasyAccess Entry server at time of commitment, the AE title of it will be returned in the N-EVENT-REPORT message sent to the SCU.
- Storage Commitment can be made for images stored on short-term (RAID) or long-term storage (Archive).
- The optional Storage Media File-Set ID & UID attributes will never be filled in by the Storage SCP AE.

3.2.2.3.4. Presentation Context Acceptance Criterion

The intersection between the proposed and acceptable Presentation Contexts is taken for the established association.

3.2.2.3.5. Transfer Syntax Selection Policies

The transfer syntax selection is done according to the order in Table 7.

3.2.3. Association Initiation Policy

The Storage SCP will not initiate associations.

3.3. Query/Retrieve AE / SCP

The EasyAccess Entry Query/Retrieve SCP Application Entity provides Standard Conformance to the DICOM V3.0 SOP classes as an SCP specified in Table 8.

8. Supported SOP Classes as SCP by the Q/R MWL AE

| SOP Class Name | UID |
|---|-----------------------------|
| Patient Root Q/R Info. Model – FIND | 1.2.840.10008.5.1.4.1.2.1.1 |
| Study Root Q/R Info. Model – FIND | 1.2.840.10008.5.1.4.1.2.2.1 |
| Patient/Study Only Q/R Info. Model – FIND | 1.2.840.10008.5.1.4.1.2.3.1 |
| Patient Root Q/R Info. Model – MOVE | 1.2.840.10008.5.1.4.1.2.1.2 |
| Study Root Q/R Info. Model – MOVE | 1.2.840.10008.5.1.4.1.2.2.2 |
| Patient/Study Only Info. Model - MOVE | 1.2.840.10008.5.1.4.1.2.3.2 |
| Verification | 1.2.840.10008.1.1 |

3.3.1. Association Establishment Policies

3.3.1.1. General

The maximum PDU-length that the Q/R SCP AE will use is configurable. Default is 28672 bytes (28 kB). Configuration can only be done by Philips authorized personnel. Allowed values are between 4096 bytes (4 kB) and 131072 bytes (128 kB) including these values.

3.3.1.2. Number of Associations

The Q/R SCP AE can handle at most 100 simultaneous associations at a time.

3.3.1.3. Asynchronous Nature

The Q/R SCP AE will only allow a single outstanding operation on an association. Therefore, the Q/R SCP AE will not perform asynchronous operations window negotiation.

3.3.1.4. Implementation Identifying Information

The Q/R MWL Application Entity will provide the following Implementation Class UID and Implementation Version Name:

| | |
|----------------------------------|---------------------|
| THE IMPLEMENTATION CLASS UID: | 1.2.752.24.3.3.25.7 |
| THE IMPLEMENTATION VERSION NAME: | “ WQRSCP_8_20” |

3.3.2. Association Acceptance Policy

The Q/R SCP AE will reject associations from applications that do not address it, i.e. specify an incorrect called AE title. The Q/R SCP AE will also reject associations with C-MOVE requests from hosts not present in the /etc/hosts file.

The Q/R SCP AE accepts associations for the following events:

- Verification of the DICOM communication between a remote system and the Q/R SCP AE

- Query of the EasyAccess Entry database
- Retrieve images from the EasyAccess Entry database.

3.3.2.1. Real-World Activity – Verification of the Communication

3.3.2.1.1. Associated Real-World Activity

A remote system wants to verify the DICOM communication with the Q/R SCP AE.

3.3.2.1.2. Presentation Context Table

The Q/R SCP AE will propose the presentation contexts as given in the next Table.

9. Proposed Pres. Context for the Verification Service by the Q/R SCP AE

| Abstract Syntax | UID | Transf. Syntax | UID List | Role | Ext. Neg. |
|-----------------|-----------------------------|----------------|---------------------|------|-----------|
| Verification | 1.2.840.10008.5.1.4.1.2.1.1 | ELE | 1.2.840.10008.1.2.1 | SCP | |
| | 1.2.840.10008.5.1.4.1.2.2.1 | EBE | 1.2.840.10008.1.2.2 | SCP | |
| | 1.2.840.10008.5.1.4.1.2.3.1 | ILE | 1.2.840.10008.1.2 | SCP | |

3.3.2.1.3. SOP Specific Conformance to Verification SOP class

The Q/R SCP AE provides standard conformance to the DICOM Verification Service Class.

3.3.2.1.4. Presentation Context Acceptance Criterion

There are no specific rules for acceptance.

3.3.2.1.5. Transfer Syntax Selection Policies

The transfer syntax selection is done according to the order in Table 9.

3.3.2.2. Real-World Activity – Query of EasyAccess Entry Database

3.3.2.2.1. Associated Real-World Activity

A remote system wants to query the EasyAccess Entry database using the C-FIND command.

3.3.2.2.2. Presentation Context Table

The proposed abstract syntaxes and transfer syntaxes is found by investigating Table 10.

10. Proposed Presentation Context for the Q/R Service by the Q/R SCP AE

| Abstract Syntax | UID | Transf. Syntax | UID List | Role | Ext. Neg. |
|--|-----------------------------|----------------|---------------------|------|-----------|
| Pat. Root Q/R Info. Model – FIND | 1.2.840.10008.5.1.4.1.2.1.1 | | | | |
| Study Root Q/R Info. Model – FIND | 1.2.840.10008.5.1.4.1.2.2.1 | | | | |
| Pat./Study Only Q/R Info. Model – FIND | 1.2.840.10008.5.1.4.1.2.3.1 | ELE | 1.2.840.10008.1.2.1 | SCP | |
| Pat. Root Q/R Info. Model – MOVE | 1.2.840.10008.5.1.4.1.2.1.2 | EBE | 1.2.840.10008.1.2.2 | SCP | |
| Study Root Q/R Info. Model – MOVE | 1.2.840.10008.5.1.4.1.2.2.2 | ILE | 1.2.840.10008.1.2 | SCP | |
| Pat./Study Only Info. Model – MOVE | 1.2.840.10008.5.1.4.1.2.3.2 | | | | |

3.3.2.2.3. SOP Specific Conformance to FIND SOP classes

The Q/R SCP AE provides standard conformance to the DICOM FIND SOP classes as SCP with the following exceptions:

- Fractions of seconds are ignored.
- At most 500 matches are returned. The hit limit can be configured. If there are more items than the hit limit in the EasyAccess Entry database, zero matches are returned.

The tables 11,12,13 and 14 on page 21 and page 22 lists all attributes that are supported as matching and return keys. Relational queries are supported. Case insensitive matching is used for patient name. For all other attributes, case sensitive matching is used.

Range matching is supported for both Study Date and Study Time. If both Study Date and Study Time is specified as a range, e.g. date1 – date2 and time1 – time2, all studies between date1.time1 and date2.time2 are returned. I.e. the result is not all studies between two time points on consecutive dates. If this is required, the SCU must do a query on date range only, requiring time in return and filter out the required studies himself. If Study Date is not specified and Study Time is specified as a range an implicit Study Date of today is assumed, i.e. all studies between the two time point on the day the query is done is returned.

If no matches are found, a response with SUCCESS is sent.

The tables below contain the DICOM keys that are supported by the Q/R SCP AE in C-FIND requests. The three columns under Type corresponds to the different Q/R information models:

- Pat = Patient Root
- Study = Study Root and
- P/S O = Patient/Study Only

The contents of the Type columns specify the key type, where

- M = supported for matching
- R = supported as return key

A "X" indicates that the key is supported.

11. Key List Q/R C-FIND request PATIENT Level

| Key | Tag | Type | | | Entry | Comment |
|---------------------|-------------|------|-------|--|-------|---------------------------|
| | | Pat | P/S O | | | |
| Patient's Name | (0010,0010) | M | M | | X | Case insensitive matching |
| Patient ID | (0010,0020) | M | M | | X | |
| Patient's Birth Day | (0010,0030) | M | M | | X | |
| Patient's Sex | (0010,0040) | M | M | | X | |

12. Key List Q/R C-FIND request STUDY Level

| Key | Tag | Type | | | Entry | Comment |
|-----------------------|-------------|------|-------|-------|-------|---|
| | | Pat | Study | P/S O | | |
| Study Date | (0008,0020) | M | M | M | X | |
| Study Time | (0008,0030) | M | M | M | X | |
| Accession Number | (0008,0050) | M | M | M | X | Space character will be removed during import |
| Modalities in Study | (0008,0061) | M | M | M | X | |
| Ref. Physician's Name | (0008,0090) | R | R | R | X | Case sensitive matching |
| Study Description | (0008,1030) | M | M | M | X | |
| Patient's Name | (0010,0010) | - | M | - | X | Case sensitive matching |
| Patient ID | (0010,0020) | - | M | - | X | |
| Patient's Birth Day | (0010,0030) | - | M | - | X | |
| Patient's Sex | (0010,0040) | - | M | - | X | |
| Study ID | (0020,0010) | M | M | M | X | Space character will be removed during import |
| Study Instance UID | (0020,000D) | M | M | M | X | |

13. Key List Q/R C-FIND request SERIES Level

| Key | Tag | Type | | Entry | Comment |
|---------------------|-------------|------|-------|-------|---------|
| | | Pat | Study | | |
| Modality | (0008,0060) | M | M | X | |
| Body Part Examined | (0008,0015) | M | M | X | |
| Series Number | (0020,0010) | M | M | X | |
| Series Instance UID | (0020,000E) | M | M | X | |

14. Key List Q/R C-FIND request INSTANCE Level

| Key | Tag | Type | | Entry | Comment |
|------------------|-------------|------|-------|-------|---------|
| | | Pat | Study | | |
| SOP Class UID | (0008,0016) | M | M | X | |
| SOP Instance UID | (0008,0018) | M | M | X | |
| Instance Number | (0020,0013) | M | M | X | |

3.3.2.2.4. *Presentation Context Acceptance Criterion*

The intersection between the proposed and acceptable Presentation Contexts is taken for the established association.

3.3.2.2.5. *Transfer Syntax Selection Policies*

The transfer syntax selection is done according to the order in Table 10.

3.3.2.3. **Real-World Activity – Retrieve Images from EasyAccess Entry Database**

3.3.2.3.1. *Associated Real-World Activity*

A remote application entity wishes to retrieve images from the EasyAccess Entry database using the C-MOVE command.

3.3.2.3.2. *Presentation Context Table*

The proposed abstract syntaxes and transfer syntaxes is found by investigating Table 10.

3.3.2.3.3. *SOP Specific Conformance to MOVE SOP classes*

The Q/R SCP AE provides standard conformance to the DICOM MOVE SOP classes as SCP. In case of no matching examinations, a response of SUCCESS is returned to the association initiator.

If the association to the move destination is rejected a response "Unable to process" (C001) is returned to the association initiator.

If the move destination is unknown (not defined in the configuration file) a response "Destination unknown" (A801) is returned to the association initiator.

For other errors a response "Out of resources" (A702) is returned to the association initiator. See Tables 11,12, and 13 for further information.

3.3.2.3.4. *Presentation Context Acceptance Criterion*

The intersection between the proposed and acceptable Presentation Contexts is taken for the established association.

3.3.2.3.5. *Transfer Syntax Selection Policies*

The transfer syntax selection is done according to the order in Table 10.

3.3.3. **Association Initiation Policy**

The Q/R SCP AE will not initiate any associations. When a retrieve request is forwarded to the Q/R SCP, the images will be copied using the Storage SCU AE.

4. COMMUNICATION PROFILES

4.1. Supported Communication Stacks

All AE's described in this conformance statement provide DICOM 3.0 TCP/IP Network Communication Support as defined in part eight of the DICOM Standard.

4.2. TCP/IP Stack

The AE's uses the TCP/IP stack built into their respective operating system. For more information about operating systems consult their manuals.

4.3. Physical Media Support

All AE's are neutral to the physical medium over which TCP/IP executes. They can e.g. be used with fiber optics, token ring, Ethernet and twisted pair.

4.4. OSI Stack

Not supported

4.5. Point to Point Stack

Not supported

5. EXTENSIONS/SPECIALIZATION/PRIVATIZATION

5.1. Transfer Syntaxes

The Sectra Compression Transfer Syntax can be used between different components of Sectra PACS. The UID of the Transfer Syntax is 1.2.752.24.3.7.6.

5.2. Private Attributes

If configured so, the Store Application Entity can include some Private Attributes in images exported from it. The Table below gives an overview of these Private Attributes.

15. Private Attributes

| Tag | Name | VR | VM | Description |
|-------------|----------------------|----|----|---|
| (0009,00xx) | Private Creator Code | LO | 1 | Value: SECTRA_Ident_01 |
| (0009,xx01) | Request Number | LO | 1 | Unique ID of request for this image |
| (0009,xx02) | Examination Number | LO | 1 | Unique ID of examination for this image |
| (0029,00yy) | Private Creator Code | LO | 1 | Value: SECTRA_ImageInfo_01 |
| (0029,yy01) | Image info | OB | 1 | Image settings made on EasyVision Workstation |

5.3. Exported Presentation States

If the EasyVision user makes changes in the default image settings and/or annotations, these settings and annotations can be exported as DICOM Standard Grayscale Presentation States if the Storage SCP supports this function. The presentation states modules contain the following information generated from EasyAccess Entry settings and annotations.

If the EasyAccess Entry user changes an existing default setting the SOP Instance UID of the associated presentation state will be changed. The old setting will not be saved. Please note that Presentation States that has been imported into EasyAccess will be exported in a transparent way.

16. Exported Presentation States

| Module | EasyVision correspondence | Comment |
|--------------------------|---|--|
| Presentation State | - | Label: "EasyVision" ; Description: "EasyVision Default setting" |
| Mask | - | Not used |
| Display Shutter | Cropping | Always RECTANGULAR |
| Bitmap Display Shutter | - | Not used |
| Overlay Plane | - | Not used |
| Overlay/Curve Activation | - | All 60xx overlays are rendered in graphic layer 0. 50xx curves are not displayed. |
| Displayed Area | A combination of view port, zoom factor, zoom to fit, true size | The presentation size mode can be one of "TRUE SIZE", "SCALE TO FIT" or "MAGNIFY", depending on the EasyVision settings. |
| Graphic Annotation | All overlays graphics and measurements. | Always use annotations units "PIXEL", i.e. image relative coordinates. |
| Spatial Transformation | Rotation/flip. | - |
| Graphic Layer | - | Only one single layer "0". |

| Module | EasyVision correspondence | Comment |
|---------------------------|--|--|
| Modality LUT | - | Copied from original image. |
| Softcopy VOI LUT | Window width/center setting or currently selected LUT. | If the user has selected a true lookup table from the original image, this table is copied from the original image. Otherwise the current window width/center is used. |
| Softcopy Presentation LUT | - | Normally "IDENTITY", but in some cases it could also be "INVERSE". |

6. CONFIGURATION

6.1. General

EasyAccess Entry is configurable. The section below describes the configuration parameter for each Application Entity.

6.2. Storage SCU

Configuration is specified in the Teleradiology section of the EasyAccess Entry System Administrator's Guide.

- **Configuration file**
The file `ctn_qrscu.def` contains configuration for Storage SCU.
- **Remote AE**
Storage SCP must recognize remote hosts.

6.3. Storage SCP

- **Configuration file**
The file `ctn_store.def` contains configuration for Storage SCU.
- **AE title**
The default AE title is `DICOM_STORAGE`.
- **Port**
Default port is 7810
- **Remote AE**
Storage SCP must recognize remote hosts.

6.4. Q/R SCP

- **Configuration file**
The file `ctn_qrscp.def` contains configuration for Storage SCU.
- **AE title**
The default AE title is `DICOM_QR_SCP`
- **Port**
Default port is 7840
- **Remote AE**
Storage SCP must recognize remote hosts.

7. SUPPORT OF EXTENDED CHARACTER SETS

7.1. Supported Extended Character Sets

All AE provide support for ISO_IR 100 extended character set except Print SCU AE. However, note that all text in the images is passed to the printer in the image data itself. This means that all overlay text appears on the printed medium in the same way as on the screen. EasyAccess Entry handles most character repertoires used in Western Europe.

8. APPENDIX

8.1. Appendix 1 - Attribute List for EasyVision Storage AE

This list contains the DICOM attributes that are used by a Storage SCP AE by default. Please note that the default behavior can be changed for both EasyAccess and EasyVision. The comments give indication what the attributes are used for. If an attribute is not present in this list it is still stored by EasyAccess but ignored by EasyVision.

For the Print Application Entity attributes, see Chapter 3.1 "Print AE Specification". For supported attributes as keys for the Q/R Application Entity in a C-FIND request, see Chapter 5.2.2. For supported attributes in exported presentation states, see Chapter 5.4.

17. Mapped Attributes for EasyVision Storage AE

| DICOM Attribute | Tag | Comment |
|-----------------------------|-------------|---|
| Specific Character Set | (0008,0005) | ISO_IR 100 is supported |
| SOP Class UID | (0008,0016) | Stored in EasyAccess image data (max 64 characters) |
| SOP Instance UID | (0008,0018) | Stored in EasyAccess image data (max 64 characters) Required attribute for compression. Used in w_store to overwrite equivalent image (if -k is not specified). |
| Study Date | (0008,0020) | Stored in EasyAccess examination data if value not found in RIS. Shown in all EasyVision image windows if present and (0008,0023) and (0008,0022) and (0008,0021) not present. |
| Study Time | (0008,0030) | Stored in EasyAccess examination data if value not found in RIS. Shown in all EasyVision image windows if present and (0008,0033) and (0008,0022) and (0008,0021) not present. |
| Accession Number | (0008,0030) | Stored in EasyAccess examination data (max 16 characters). Default attribute for examination number in EasyAccess. Used for connecting the image to RIS entities. |
| Modality | (0008,0050) | Stored in EasyAccess series data (max 32 characters). Stored in EasyAccess exam data (max 16 characters). Defines modality for modality specific settings in EasyVision (e.g. information in images and selecting default print partition). |
| Institution Name | (0008,0060) | Stored in EasyAccess examination data (max 32 characters). |
| Referring Physician's Name | (0008,0080) | Stored in EasyAccess request data (max 64 characters). |
| Station Name | (0008,1010) | Stored in EasyAccess series data (max 64 characters). Stored in EasyAccess exam data (max 32 characters). |
| Study Description | (0008,1030) | Stored in EasyAccess examination data (max 64 characters). |
| Performing Physician's Name | (0008,1050) | Stored in EasyAccess examination data (max 32 characters). |
| Referenced Image Sequence | (0008,1140) | Used by EasyAccess in default method for locating scanograms. |
| Referenced SOP Instance UID | (0008,1155) | Used by EasyAccess in default method for locating scanograms. |
| Patient Name | (0010,0010) | Stored in EasyAccess patient data if value not found in RIS (max 64 characters). |

| DICOM Attribute | Tag | Comment |
|----------------------------|-------------|--|
| Patient ID | (0010,0020) | Must be set. If not, (0010,0010) Patient Name is used as Patient ID in EasyAccess. If both (0010,0020) Patient ID and (0010,0010) Patient Name are empty, the request number is used as Patient ID in EasyAccess. Stored in EasyAccess patient data if value not found in RIS (max 64 characters). Used as request number in EasyAccess if attribute for request number (default: (0020,0010) Study ID) is empty. |
| Patient's Birth Date | (0010,0030) | Stored in EasyAccess patient data if value not found in RIS. |
| Patient's Sex | (0010,0040) | Stored in EasyAccess patient data if value not found in RIS. |
| Body Part Examined | (0018,0015) | Stored in EasyAccess examination data (max 32 characters). |
| Study Instance UID | (0020,000D) | Stored in EasyAccess examination data (max 64 characters). |
| Series Instance UID | (0020,000E) | Stored in EasyAccess series data (max 64 characters). Is used for non-default method for identifying scanogram images if "-S U" option is used with w_store. By default, must be equal for all images within a stack. |
| Study ID | (0020,0010) | Stored in EasyAccess examination data (max 16 characters). Default attribute for request number in EasyAccess. Used for connecting the image to RIS entities. |
| Series Number | (0020,0011) | Stored in EasyAccess series data Is used for non-default method for identifying scanogram images if "-S S" option is used with w_store. |
| Instance (Image) Number | (0020,0013) | Stored in EasyAccess image data Is used for non-default method for identifying scanogram images if "-S I" option is used with w_store. Shown in EasyVision image window for all CT and MR images |
| Frame of Reference UID | (0020,0052) | Is used for non-default method for identifying scanogram images if "-S A" option is used with w_store. |
| Photometric Interpretation | (0028,0004) | MONOCHROME1, MONOCHROME2, PALETTE_COLOR and RGB are supported by EasyVision. If this attribute is not set, MONOCHROME2 is used by EasyVision. |
| Pixel Spacing | (0028,0030) | Used for calibrating the image in EasyVision. If empty (0018,1164) is used. Important attribute for showing location of images in scanograms in EasyVision. Needs to be present in both the stack and in the scanogram. See also (0020,0032) and (0020,0037). An images with non-square pixels can be transformed to an image with square pixels during image import. EasyVision can only handle images with square pixels. |
| Pixel Aspect Ratio | (0028,0034) | Not used. 1/1 assumed by EasyVision. There are possibilities to convert non-square pixels to square pixels in image import. |
| Bits Allocated | (0028,0100) | Must be set to be viewable in EasyVision |
| Bits Stored | (0028,0101) | Must be set and less than (0028,0100) Bits Allocated to be viewable in EasyVision. |
| High Bit | (0028,0102) | If not set, (Bit Stored)-1 is used by EasyVision. If set, must be between greater than 0 and less than or equal to Bits Allocated. If not, (Bits Stored)-1 is used by EasyVision. |
| Pixel Representation | (0028,0103) | If not set, 0000H (unsigned integer) is assumed by EasyVision. |
| Window Center | (0028,1050) | If not set, the default in IDS is half the bit depth. |
| Window Width | (0028,1051) | If not set, the default in EasyVision is the bit depth. |
| Rescale Intercept | (0028,1052) | Is used for calculating Hounsfield units of CT images in EasyVision. |

| DICOM Attribute | Tag | Comment |
|--------------------------------------|-------------|---|
| Rescale Slope | (0028,1053) | Is used for calculating Hounsfield units of CT images in EasyVision. |
| Modality LUT Sequence | (0028,3000) | The first LUT in a sequence is used by EasyVision, the rest is ignored. |
| LUT Descriptor | (0028,3002) | Must be set if (0028,3000) Modality LUT Sequence is used. |
| LUT Data | (0028,3006) | Must be set if (0028,3000) Modality LUT Sequence is used. |
| Performed Procedure Step Start Date | (0040,0244) | Stored in EasyAccess series data |
| Performed Procedure Step Start Time | (0040,0245) | Stored in EasyAccess series data |
| Performed Procedure Step Description | (0040,0254) | Stored in EasyAccess examination data, comments field (max 512 characters). |
| Request Attribute Sequence | (0040,0275) | Stored in EasyAccess series data |
| > Scheduled Procedure Step ID | (0040,0009) | Stored in EasyAccess series data |
| > Requested Procedure ID | (0040,1001) | Stored in EasyAccess series data |
| Pixel Data | (7FE0,0010) | Must be set. |

The ">" character indicates that the SOP Class is part of the above mentioned Meta SOP Class