



Always in touch

IntelliVue Telemetry System with Smart-hopping technology,
surveillance of ambulatory cardiac patients

PHILIPS

Real clinical network



strength includes flexibility

When you have mobile cardiac patients who need constant monitoring, that's when clarity matters. Your network should essentially be invisible. The information you rely on should be available when and where it's needed, whether the source is a wireless monitor, a networked bedside monitor, or a laboratory information system.

As wireless medical devices proliferate, our robust clinical network will evolve with you to support your wired and wireless patient data flows.



Smart-hopping™ technology for a clear connection

The IntelliVue Telemetry System uses a cellular architecture with Smart-hopping technology to provide clear two-way communications between transceivers and the IntelliVue Information Center. Smart-hopping technology dodges interference and seeks out the strongest available signal to achieve seamless connections wherever patients roam on the network. Access points give you considerable flexibility in setting up your system.

Wireless bedside monitoring and telemetry on the same infrastructure

Our Common Wireless Infrastructure supports wireless bedside monitoring and telemetry. This gives hospitals the benefit of a shared infrastructure that still protects sensitive patient monitoring transmissions from enterprise network traffic.

Device location

Hospitals typically lose 10 to 20 percent of their telemetry devices each year, and the ripple effects of down beds extend to ICUs, ORs and the emergency department. Device location helps hospitals contain equipment costs and prevent interruptions to care.

System design and installation

Philips technical consultants work closely with your clinical staff along with IT, biomedical, and facilities departments to design and implement a system that will work for you now, and for years to come.



Locate missing transceivers quickly with device location.



Our Common Wireless Infrastructure supports wireless bed-sides and telemetry.

24GHz IntelliVue Telemetry

The IntelliVue Telemetry System uses advanced Smart-hopping technology, an adaptation of a protocol originally developed for voice communications, to maintain seamless connections between the central station and telemetry devices. With Smart-hopping, the transceiver will change frequencies only to dodge interference or when it finds a stronger signal. Smart-hopping technology also manages bandwidth usage so efficiently that many more simultaneous users can share a channel, in comparison with simple frequency-hopping. And that means the IntelliVue Telemetry System is highly scalable, with capacity to support up to 1,000 transceivers or wireless bedside monitors.

IntelliVue Telemetry System overview

- Compact, lightweight transceivers
- Cellular infrastructure for two-way communication between transceivers and the IntelliVue Information Center
- Smart-hopping technology
- Auto-resume of monitoring when a device comes back into network range
- 2V-leads with 6-wire ECG for improved tachycardia assessment
- Audible feedback from transceiver on SpO₂ spot checks, patient out of range
- Coexists with UHF Philips Telemetry System in the same space



Markings on the leadsets and ports make it easy to set up EASI® or standard ECG monitoring.



AA batteries are significantly less expensive than 9V batteries and easier to change.



Leadset cables are 85cm (33.5") to accommodate patient movements. Colored leadsets available.



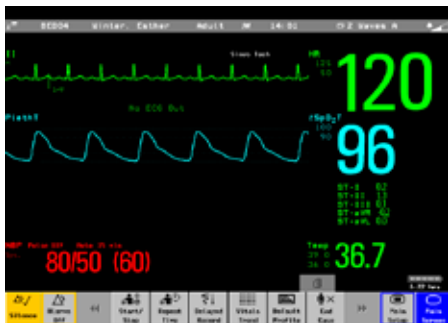
* EASI derived 12-lead ECGs and their measurements are approximations to conventional 12-lead ECGs and should not be used for diagnostic interpretations.

try System

with Smart-hopping technology



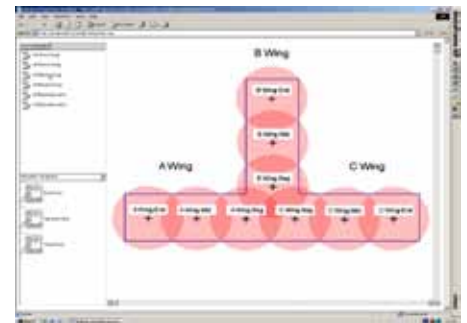
Flexible monitoring for flexible care. When your telemetry patients need more monitoring, the portable, wireless IntelliVue MP5 allows you to set up a monitored bed. Wireless TAAP (telemetry as a parameter) allows you to wirelessly connect the transceiver to the IntelliVue MP5, MP5T, X2, and MP2 to view your patient's data along with other parameters.



A fast switch cable allows ECG monitoring – 3-, 5-, or 6-lead – using the telemetry transceiver or the patient monitor without recabling electrodes.



Locate a missing transceiver from the IntelliVue Information Center. The device will beep at intervals until it is stopped using a button on the front.



IntelliVue Device Location shows which access point a transceiver is associated with so that you can find missing devices more easily. The map application runs on a standard PC, and access point names appear in the associated bed sectors on the IntelliVue Information Center.

The flexible, wired/wireless It all works

The IntelliVue Clinical Network is the enabling framework for your clinical data flows

The IntelliVue Clinical Network is designed specifically to manage flows of time-critical, round-the-clock patient monitoring data. The network is protected from many of the day-to-day hazards of business networks, including viruses and transmission delays.

At the same time, the IntelliVue Clinical Network can maintain a controlled connection with the hospital LAN so that useful patient information – such as lab results and other clinical applications – can be delivered to the bedside monitor or central station without the risk of disrupting the flow of physiologic data or alarms.



Telemetry as a Parameter (TAAP) allows you to connect your telemetry transceiver to the IntelliVue MP5 patient monitor to display ECG and SpO₂. The sturdy, portable MP5 also provides temperature, pressure, and anesthetic gas monitoring capabilities.

IntelliVue Clinical Network: together

The IntelliVue Information Center is the heart of the IntelliVue Clinical Network

Combining advanced patient surveillance capabilities across the network with state-of-the-art clinical decision support tools, the IntelliVue Information Center is so much more than a central station.

The IntelliVue Information Center presents a comprehensive view of patient status past and present, with up to 96 hours of full disclosure. Export 12-lead ECGs to your Holter system or waveform strips to the IntelliVue Clinical Information Portfolio.

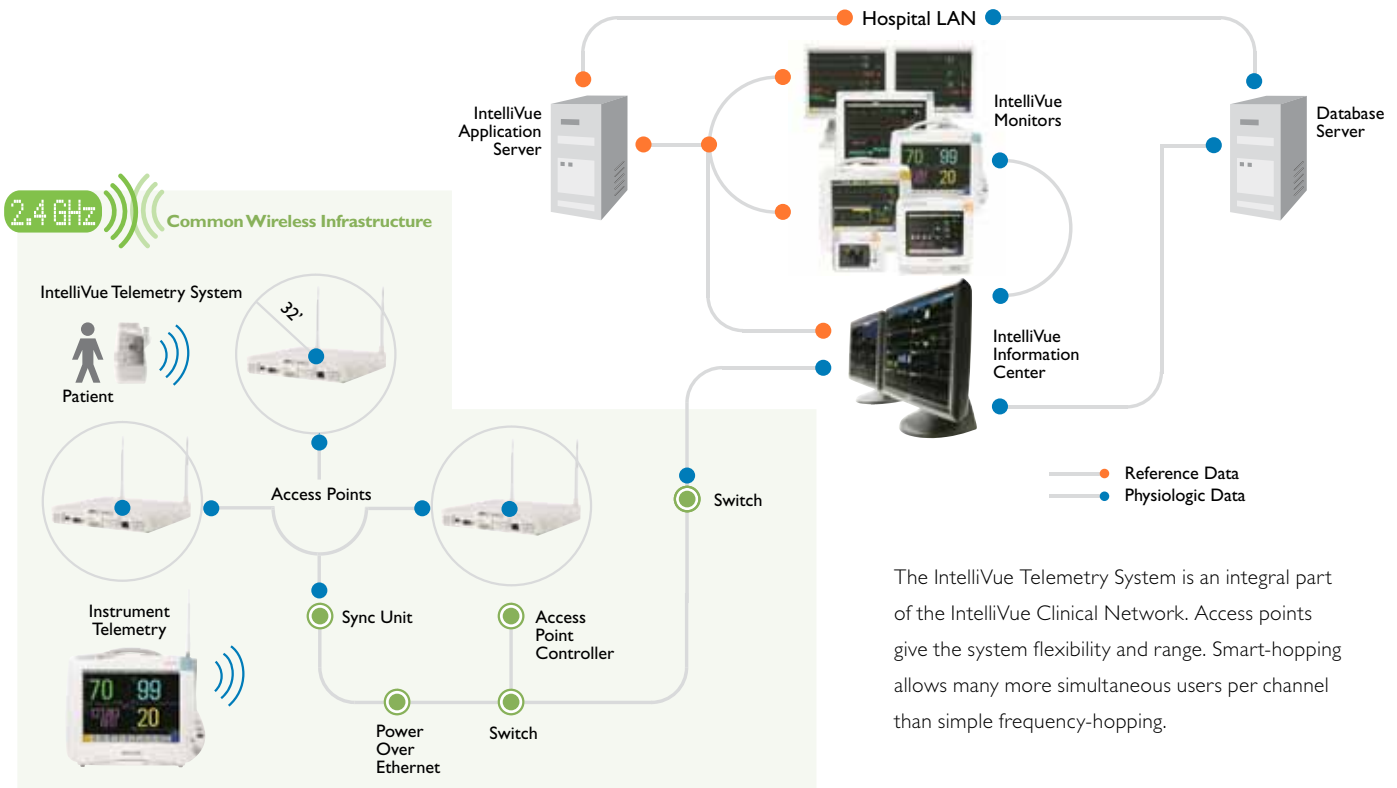
Our suite of clinical review applications includes arrhythmia analysis, alarm review, and event-based surveillance. Web-based access enables everything from better informed consults to the remote ICU care model.

Flexible wireless monitoring applications

Hospitals have discovered that telemetry systems have broad applications, from the emergency department where incoming patients with suspected cardiac abnormalities can be monitored without necessarily tying up a monitored bed, to neuroscience units where ECG telemetry can be useful in caring for stroke patients.

- **Emergency department:** Mobile monitoring for patients with suspected cardiac problems
- **ICU stepdown:** Less intensive monitoring for recovering patients
- **Cardiac unit:** Continuous surveillance for ambulatory cardiac patients
- **Neuroscience unit:** Critical surveillance for arrhythmias in the aftermath of a stroke

IntelliVue Clinical Network with IntelliVue Telemetry System



The IntelliVue Telemetry System is an integral part of the IntelliVue Clinical Network. Access points give the system flexibility and range. Smart-hopping allows many more simultaneous users per channel than simple frequency-hopping.

**Philips Healthcare is part of
Royal Philips Electronics**

How to reach us

www.philips.com/healthcare

healthcare@philips.com

fax: +31 40 27 64 887

Asia

+852 2821 5888

Europe, Middle East, Africa

+49 7031 463 2254

Latin America

+55 11 2125 0744

North America

+1 425 487 7000

800 285 5585 (toll free, US only)

Philips Healthcare

Global Information Center

P.O. Box 1286

5602 BG Eindhoven

The Netherlands

ITS4850A IntelliVue Telemetry System



© 2008 Koninklijke Philips Electronics N.V.
All rights are reserved.

Philips Healthcare reserves the right to make changes in specifications and/or to discontinue any product at any time without notice or obligation and will not be liable for any consequences resulting from the use of this publication.

Printed in The Netherlands.
4522 962 41831/862 * JAN 2009