三合一说明书
单页142.5mm*210mm
三折页 100g双胶纸 彩印

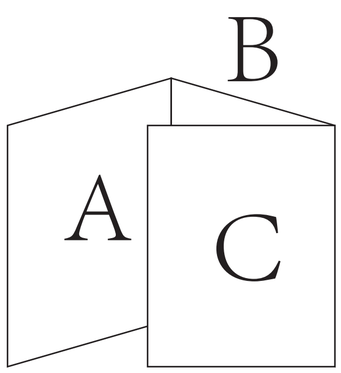

PHILIPS

3-way mixer tap

ASH3510
ASH3511
ASH3512

Lead Free

AS3718
WMKA32315

The more stars the more water efficient
WATER RATING
www.waterrating.gov.au
5.0 litres per minute
In accordance with AS/NZS 6400
Licence No. 2451
HONG KONG AQUASHIELD HEALTH TECHNOLOGY COMPANY LIMITED

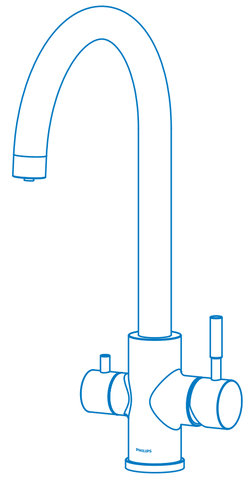

Learn more

User manual

© 2026 AquaShield
All rights reserved.
Philips and the Philips Shield Emblem are registered trademarks of Koninklijke Philips N.V. and are used under license. This product has been manufactured by Hong Kong Aquashield Health Technology Company Limited, and in Australia & New Zealand is sold and warranted under the responsibility of AquaShield Australia PTY LTD.
Rev B MAY 26

Accessories

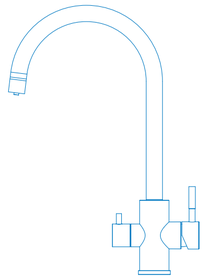

① 3-way mixer tap

② Rubber O ring

③ Rubber gasket

④ Metal washer

⑤ Stem connector

⑥ Fixing ring

⑦ Flexible hose for cold tap water

⑧ Flexible hose for hot tap water

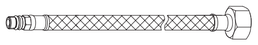

⑨ Flexible hose for filtered water

⑩ Quick connector

Installation

INSTALLATION MUST BE COMPLETED BY A LICENCED PLUMBER. FAULTY OPERATION DUE TO UNQUALIFIED PERSONS WILL RESULT IN VOIDED WARRANTY COVERAGE.

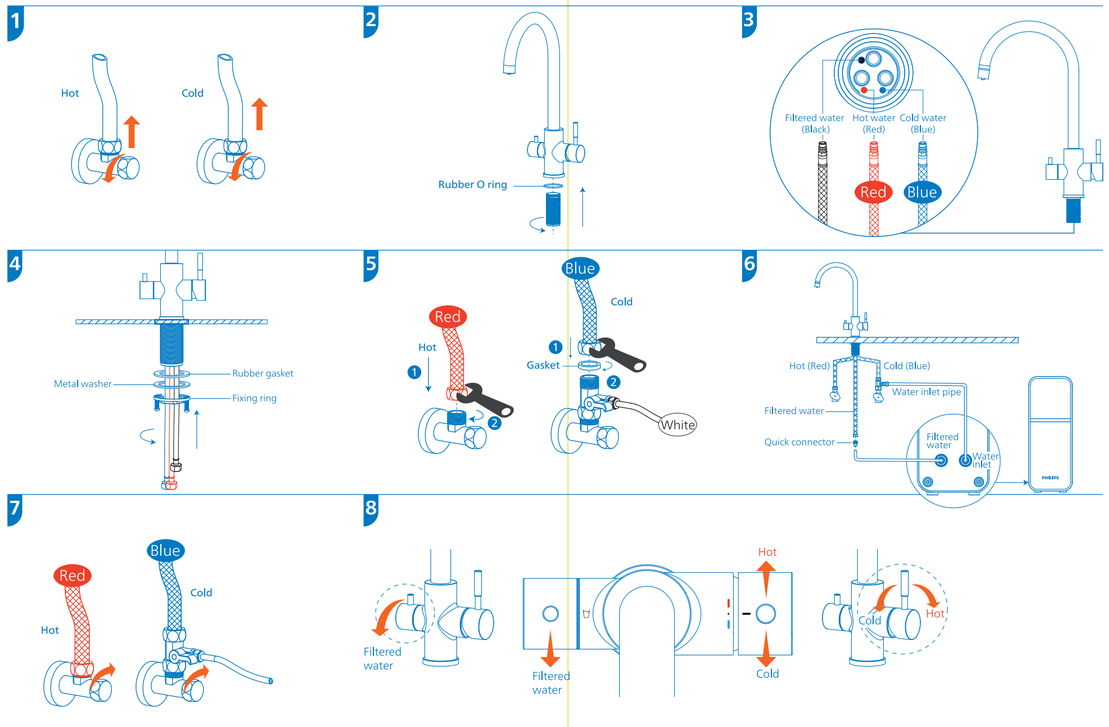

Maintenance

Note on periodic spout cleaning:
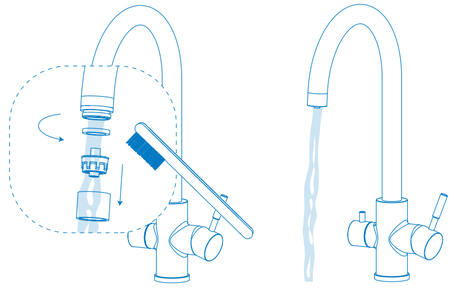
1. Remove & Disassemble: Remove the spout module from the 3-way mixer tap and carefully disassemble its internal components.
2. Clean: Thoroughly clean all parts using a cleaning brush. **Caution: Keep track of all components during this process to avoid loss.**
3. Reassemble & Check: Before using the 3-way mixer tap again, reassemble all parts in the correct order according to the proper assembly steps and ensure they are correctly installed