

PHILIPS

Hi, I'm Emily,
the Voice of MRI

Happy to help you **get the most out of your MRI machine**



MRI knowledge at your fingertips

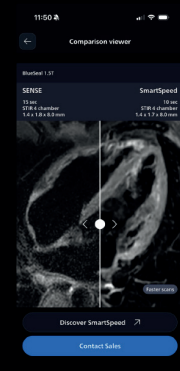
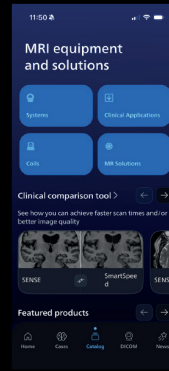
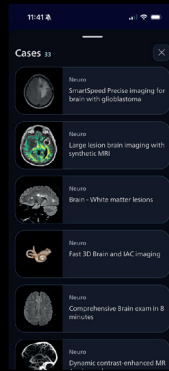
The MR Imaging App gives healthcare professionals an intuitive way to explore MRI clinical cases, technologies, and educational content – all in one place. Browse real-world clinical cases, discover compatible systems, coils and clinical applications, and access resources that support your MRI expertise.

Whether you are looking to deepen your MRI knowledge, discover upgrade opportunities, or review case studies – the MR Imaging App brings clinical insight to your fingertips.



Magnetic Resonance

**Philips MR
Imaging App**



Clinical cases at your fingertips

Build diagnostic confidence with real clinical examples, assess image quality and understand the applied solutions.

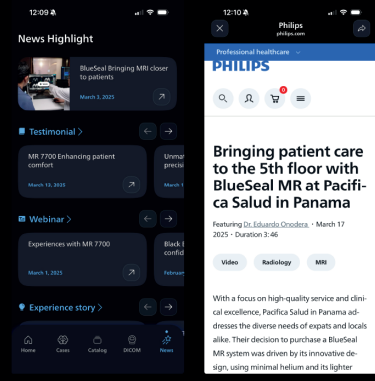
MR solutions for your needs

Equipment decisions made easy, explore our MRI systems, coils, software applications, and more MR solutions to find the perfect fit for your needs.



Enhance diagnostic skills

Access DICOM files to view and analyze images to stay up to date on the latest advancements and diagnostic practices.



Unlock insights and information

Stay informed about industry trends, gain practical knowledge from peers, and deepen your understanding of real-world applications.

