


PHILIPS



Q-Line Display

Signage Solutions

32"

Direct LED Backlight

Full HD



32BDL3550Q

Intensify your signage experience

Easy-setup 18/7 display.

Inform and enthrall with a Philips Q-Line Professional Full HD Display. This reliable solution can be up and running as quickly as you need.

Cost-effective system solution

- Integrated media player. Easily schedule USB content
- FailOver ensures content is always playing
- Easy control. Remotely manage networked displays

Effortless setup. Total control.

- Operate, monitor and maintain with CMND & Control
- CMND & Create. Develop and launch your own content

Smart and powerful

- Android SoC processor. Native and web apps
- Connect and control your content via the cloud

Highlights

CMND & Control




Run your display network over a local (LAN) connection. CMND & Control allows you to perform vital functions like controlling inputs and monitoring display status. Whether you're in charge of one screen or 100.

Integrated media player

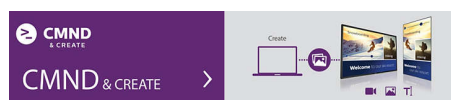
Easily schedule content to play from USB. Your Philips Professional Display will wake from standby to play the content you want, and then return to standby once playback is done.

FailOver



From waiting room to meeting room, never show a blank screen. FailOver lets your Philips Professional Display switch automatically between primary and secondary inputs ensuring content keeps playing even if the primary source goes down. Simply set a list of alternate inputs to be sure your business is always on.

CMND & Create



Take control of your content with CMND & Create. A drag-and-drop interface makes it simple to publish your own content-whether it's a daily specials board or branded corporate

information. Preloaded templates and integrated widgets ensure your stills, text, and video will be up and running in no time.

Powered by Android 8

Control your display via an Internet connection. Android-powered Philips Professional Displays are optimized for native Android apps, and you can install web apps directly to the display too. A new Android 8 ensures the software is kept secure and remain to the latest specification for longer.

SmartBrowser

Connect and control your content via the cloud with the integrated HTML5 browser. Using the Chromium based browser, design your content online and connect a single display, or your complete network. Show content in both landscape and portrait mode, with fullHD resolution. Simply connect the display to the internet using WiFi or with an RJ45 cable, and enjoy your own created playlists.

Specifications

Picture/Display

Diagonal screen size (metric): 80 cm
Diagonal screen size (inch): 31.5 inch
Aspect ratio: 16:9
Panel resolution: 1920x1080p
Pixel pitch: 0.36375 x 0.36375 mm
Optimum resolution: 1920 x 1080 @ 60 Hz
Brightness: 350 cd/m²
Display colors: 16.7 Million
Contrast ratio (typical): 4000:1
Dynamic contrast ratio: 500,000:1
Response time (typical): 8 ms
Viewing angle (horizontal): 178 degree
Viewing angle (vertical): 178 degree
Picture enhancement: 3/2 - 2/2 motion pull down, 3D Combfilter, 3D MA deinterlacing, Dynamic contrast enhancement, Motion compens. deinterlacing, Progressive scan
Panel technology: VA
Operating system: Android 8.0
Clinical image: D-Image preset (dicom part 14 compatible)

Connectivity

Audio output: 3.5mm jack
Video input: HDMI 2.0 (x2), USB 2.0 (x2), DVI-I (x1)
Audio input: 3.5 mm jack
External control: RJ45, RS232C (in/out) 2.5 mm jack, IR (in/out) 3.5 mm jack

Convenience

Placement: Landscape (18/7), Portrait (18/7)
Tiled Matrix: Up to 15 x 15
Keyboard control: Lockable, Hidden

Remote control signal: Lockable
Signal loop through: RS232, IR Loophthrough
Energy saving functions: Smart Power
Network controllable: RS232, RJ45
Start-up: Switch on delay, Switch on status, Boot on source
Start-up window: enable / disable Philips logo

Sound

Built-in speakers: 2 x 10W RMS

Power

Mains power: 100 - 240V~, 50-60Hz, 1.5A
Consumption (Typical): 50 W
Consumption (Max): 80 W
Standby power consumption: <0.5 W
Power Saving Features: Smart Power
Energy Label Class: G

Supported Display Resolution

Computer formats: 1920 x 1080, 60Hz, 1680 x 1050, 60Hz, 1600 x 1200, 60Hz, 1440 x 900, 60Hz, 1280 x 1024, 60Hz, 1280 x 800, 60Hz, 1280 x 720, 60Hz, 1152 x 870, 75Hz, 1024 x 768, 60, 70, 75Hz, 800 x 600, 56, 60, 72, 75Hz, 720 x 400, 70Hz, 640 x 480, 60, 67, 72, 75Hz, 1152 x 864, 75Hz, 832 x 624, 75Hz
Video formats: 576p, 50Hz, 576i, 50Hz, 480p, 60Hz, 480i, 60Hz, 1080p, 50, 60Hz, 1080i, 50, 60Hz, 3840 x 2160, 30Hz, 3840 x 2160, 60Hz, 720p, 50, 60 Hz

Dimensions

Set Width: 726.5 mm
Product weight: 5.31 kg
Set Height: 425.4 mm
Set Depth: 69.1(D@Handle) / 65.1(D@Wall mount) mm
Set Width (inch): 28.6 inch
Set Height (inch): 16.75 inch
Wall Mount: 100mm x100mm, 200mm x 200mm ,M4
Set Depth (inch): 2.72 (D@Handle) / 2.56 (D@Wall mount)f inch
Bezel width: 11.9 (TLR) / 17.2 (B) mm
Product weight (lb): 11.71 lb

Operating conditions

Altitude: 0 ~ 3000 m
Temperature range (operation): 0 ~ 40 °C
MTBF: 30,000 hour(s)
Temperature range (storage): -20 ~ 60 °C
Humidity range (operation)[RH]: 20 ~ 80% RH (No condensation)
Humidity range (storage) [RH]: 5 ~ 95% RH (No condensation)

Multimedia Applications

USB Playback Video: MPEG, H.264, H.263, H.265
USB Playback Picture: BMP, JPEG, PNG
USB Playback Audio: AAC, HEAAC, MPEG

Internal Player

CPU: Dual core cortex A53 1.1G Hz, Dual core cortex A73 1.15G Hz
GPU: ARM Mali G51
Memory: 2GB DDR3, 8GB

Accessories

Included accessories: AC Power Cord, RS232 cable, Remote Control, Batteries for remote control, Quick start guide
Included Accessories: IR sensor cable (1.8 m) (x1), RS232 daisy-chain cable, Philips logo (x1), USB Cover and screw (x2)
Stand: BM02541/BM05911(optional)

Miscellaneous

On-Screen Display Languages: English, French, German, Italian, Polish, Turkish, Russian, Simplified Chinese, Spanish, Traditional Chinese, Arabic, Japanese
Warranty: 3 year warranty
Regulatory approvals: CB, CE, BSMI, CU, EPA, ETL, FCC, Class A, VCCI, J-Moss

Philips 32BDL3550Q
 Version: 1.1
 Release Date: 2020/08/04

