

PHILIPS



dS MSK M coil

Enhance your throughput with a lightweight and flexible coil

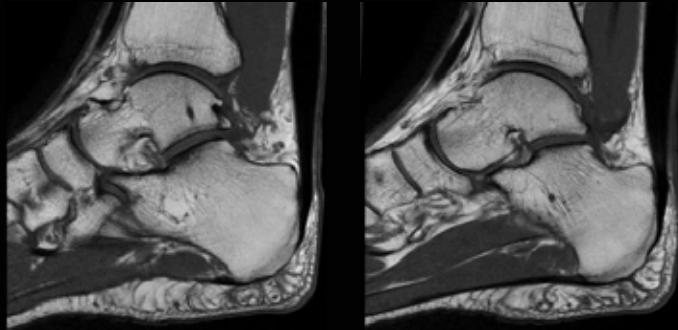
The lightweight dS MSK M coil offers flexible positioning and efficient workflow. Optimal image quality is achieved by granting freedom in coil positioning. MSK exams can be performed while the posterior coils (head/neck and spine) are still present on the table – connected and actively decoupled. The coil is compatible with SmartSelect, automatically detecting and selecting the coil elements to maximize SNR for the region of interest. Supports feet-first exams for most MSK studies to enhance patient comfort.

Product benefits

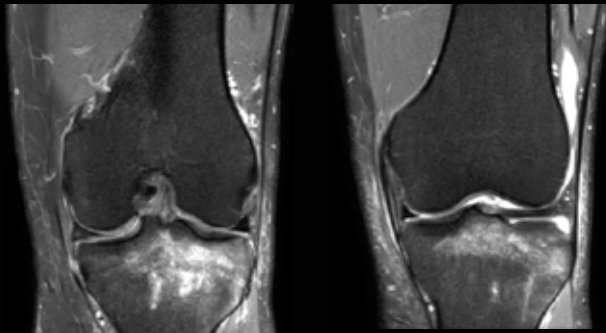
- Offers positioning freedom in three dimensions
- Supports feet-first exams for most MSK studies to enhance patient comfort
- Simplify exams with SmartSelect, and maximize SNR for the region of interest

Systems	MR 5300
Coverage	23 cm
Number of channels	8
Main applications	Knee, foot, ankle, long bones, wrist, elbow, shoulder, pediatric, neuro, vascular
Weight	1,05 kg

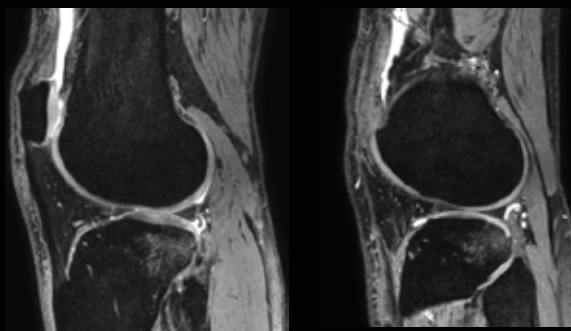
dS MSK M coil



Sagittal T1w TSE, thickness: 2.5 mm, 3:18 min



Coronal PDw FatSat, thickness: 3.0 mm, 3:20 min



Sagittal T2w FFE, thickness: 1.0 mm, 4:20 min