

PHILIPS



Essential shaver with
ComfortCut Blades

Head Shaver Pro 5000 Series

360° Flexing Head

ComfortCut Blades

PowerAdapt Sensor

Ergonomic Design



HS5980/15

Clean shave, gentle on skin

From the World's No. 1 Electric Shaving Brand

The Philips Head Shaver Pro 5000 Series is designed for a close shave and is gentle on skin. The advanced 360° Flexing head adapts to the shape of your head, while the ComfortCut blades ensure a close, even cut in any direction.

Close Shave

- From the World's No. 1 Electric Shaving Brand*
- Cut hair in any direction with 360 degree flexing head

Gentle on Skin

- Smooth and Gentle Shave with ComfortCut Blades
- Smart PowerAdapt Sensor for Effortless Shaving

Comfortable Use

- Designed for Comfort with an Ergonomic Grip
- Hair Collect System keeps your shave clean
- Fully washable and showerproof
- Travel lock to ensure safe storage and travel

Fast and Easy Use

- 60 minutes of cordless shaving after a full charge
- 5 minute Quick Charge for 1 full shave
- Robust construction: up to 5 years warranty

Head Shaver Pro 5000 Series

Essential shaver with ComfortCut Blades

HS5980/15


Highlights

From the #1 shaving brand



The Philips Head Shaver Pro 5000 Series is designed for a close shave that's also comfortable on the skin. This is the perfect tool for those who want to look sharp, feel confident and express themselves fully.

360° Flexing Head



Fully flexible unit turns 360° to follow head contours for optimal skin contact even in difficult areas, avoiding excessive pressure peaks that may cause discomfort and irritation.

ComfortCut Blades



Get a clean, comfortable shave with this Philips shaver. This electric shaver's 36 ComfortCut blades cut each hair right above skin level to give you a smooth and even finish.

Ergonomic Design



Confidently handle your shaver with the ergonomic design that helps you keep a secure grip as you shave.

PowerAdapt Sensor




Dynamic PowerAdapt Sensor reads hair density 125 times per second. Dynamically adapts shaving power for effortless shaving.

Hair Collect System



Keeps your shave clean without leaving cut hairs around the sink.

Showerproof




Choose a shaving routine that suits you. With Wet and Dry, you can opt for a comfortable dry shave or a refreshing wet shave. You can shave with gel or foam, even in the shower.

60 Minute Runtime



Use your shaver at home or on-the-go for up to 60 minutes on a 1 hour charge - that's around 15 shaves. The shaver only operates when not charging.

5 minute Quick Charge



In a hurry? Plug in your shaver for 5 minutes and get enough power for 1 full shave.

Head Shaver Pro 5000 Series

Essential shaver with ComfortCut Blades

HS5980/15

Highlights

Travel Lock



Prevent accidental activation while travelling. The travel lock feature ensures that your shaver stays off when packed in your bag.

2+3 Years Warranty



Our shavers are designed with optimum performance in mind. They come with a 5 year guarantee**, so you can enjoy ultimate reliability and performance, shave after shave.

Head Shaver Pro 5000 Series

Essential shaver with ComfortCut Blades

HS5980/15

Specifications

Accessories

Convenience: Cleaning brush, USB-A (no adapter included), Hair collection system

Travel and storage: Travel lock, Protective cap, Soft fabric pouch

Power

Charging: 1 hour, 5-min quick charge

Battery type: Lithium

Run time: 60 minutes

Battery status: Charging indicator, Low battery indicator

Design

Handle: Ergonomic grip

Finishing: Deep black

Service

Warranty: Up to 5 years

Replacement parts: Replace heads every 6 months with HS740

Ease of use

Water resistance: Wet & Dry

Summary

Body area: Head

Technologies: PowerAdapt Sensor

Styling tools

Trimming blade: Self-sharpening full metal, ComfortCut Blades, Anti-corrosion system, Surgical-grade Swedish steel

Styling tools

Shaving system: 360° Flexing Head

