

PHILIPS

Indoor lock

1000 series


Intuitive fingerprinting

One-key unlock via App

Two operation modes

Design for indoor use

DDL101SKJBB



Intuitive fingerprint unlock

One step to open the door

Enjoy an easy-to-use one-touch unlocking experience! As you hold the handle, the thumb naturally falls onto the sensor. Upon a successful verification, pressing the handle may open the door, simplifying the unlocking steps.

Secure protection, smart embedded

- Effective deterrence of suspect unlock behaviors
- Guarding your privacy in hearts and souls

Easy life goes beyond this

- Fit for door thickness of 35-60mm*
- More handy for emergency power

Smart life "locked" with excellence

- One grip to unlock
- One-button to unlock
- Satisfying different needs

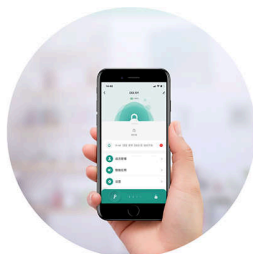
Highlights

Semiconductor fingerprint



Adopting a semiconductor fingerprint sensor, the recognition speed of the Philips DDL101-3HBS is below 0.5 s*. Once you hold the handle, the finger may naturally fall onto the recognition area to get a one-grip unlocking, giving you a practical and quick door-opening experience.

App control*



After binding with the Tuya Smart App, Philips DDL101-3HB can be opened by clicking the unlock button on the App, and users can also check the door lock's records such as battery level and operation logs via the App*.

Two operation modes



DDL101-3HBS has two modes available, general mode and passage mode. In the general mode, after a successful fingerprint verification,

pressing down the handle can unlock the door; In the passage mode, without fingerprint recognition, you can press down the handle to open the door, and that saves time and power consumption to avoid repeatedly unlock in a short period. Both modes can switch to each other to meet your exact needs.

System locking alarm



When there is a consecutive 5 incorrect fingerprint verifications, the door lock will trigger an alarm and lock for 3 minutes, but it will automatically be lifted after 3 minutes, which can effectively deter the suspicious verification behaviors and prevent the door unlocking.

Indoor thumb turn locked




Fitted with a thumb turn on the indoor escutcheon, rotating the thumb turn on the DDL101-3HBS can lock the door from the inside. Once the door is locked from inside, only the mechanical key can open the door, which helps to keep privacy in hearts and souls.

Design for indoor use



Abandoning the thick and solid escutcheon design, the DDL101-3HBS has an ergonomic design with a fingerprint integrated into the handle, you will only need to have one touch on the fingerprint sensor to unlock the door, which simplifies the unlocking steps. It is suitable for wooden doors between 35 and 60 mm thick, such as interior doors, office doors, etc.

Type-C interface



When the door lock is at a low battery level, you can use a rechargeable battery to insert into the built-in Type-C interface to power up the lock and unlock the door with the fingerprint. When the battery level is low, please replace the battery with a new one to avoid the battery running out and fail to get the mechanical key to open the door.

1000 series

Indoor lock

DDL101SKJBB/00

Specifications

Design & Appearance

Color: Obsidian black

Main Material: Aluminium alloy

Access Solution

Fingerprint

Mechanical Key

Mobile APP

Power Specification

Power Supply: 4 AAA batteries

Battery Type: Alkaline Batteries

Time of Use: 10 months*

Emergency Power Supply: 5V power bank

Installation

Door Thickness: 30-60 mm, Other range*

Door Opening Direction: Left inward opening,
Left outward opening, Right inward opening,
Right outward opening

Door Type: Wooden door

© 2025 Koninklijke Philips N.V.
All Rights reserved.

Issue date 2025-05-15
Version: 4.4.1

Specifications are subject to change without notice. Trademarks are the property of Koninklijke Philips N.V. or their respective owners.

www.philips.com



* Fingerprint recognition speed: data source is based on our internal test report.
* App: when the door lock connects to Bluetooth via the cell phone, the door lock logs can send notifications to the App.
* 35-60mm: this refers to the door thickness range, the model for the attached mortise is 5572, for other mortise models that might fit the door thickness, please consult the official store dealers or consumer care centers.
* May be less depending on the actual usage.
* The effect of the digital keypad showed in the photos of this product may be inconsistent with the actual display effect. Please be subject to the digital keypad displaying status under the actual usage scenarios.