

PHILIPS

Sports Headphones

1000 Series

TAA1105

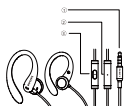


User manual

Register your product and get support at
www.philips.com/support

1 Important safety instructions

Hearing safety



- To avoid hearing damage, limit the time you use headphones at high volume and set the volume to a safe level. The louder the volume, the shorter the safe listening time is.

Be sure to observe the following guidelines when using your headphones.

- Listen at reasonable volumes for reasonable periods of time.
- Be careful not to adjust the volume continuously upwards as your hearing adapts.
- Do not turn up the volume so high that you can't hear what's around you.
- You should use caution or temporarily discontinue use in potentially hazardous situations.
- Excessive sound pressure from headphones and headphones can cause hearing loss.
- Using headphones with both ears covered while driving is not recommended and may be illegal in some areas.
- For your safety, avoid distractions from music or phone calls while in traffic or other potentially dangerous environments.

General information

To avoid damage or malfunction:

- Do not expose headphones to excessive heat.
- Do not drop your headphones.
- Headphones shall not be exposed to dripping or splashing. (Refer to the IP rating of specific product)
- Do not allow your headphones to be submerged in water.
- Do not use any cleaning agents containing alcohol, ammonia, benzene, or abrasives.
- Use a clean, damp cloth to clean your headphones - especially the sound conduits and the microphone holes - regularly and avoid buildup of substances such as sweat or earwax.
- If any sweat or water droplets are left in the sound conduits, air holes or microphone holes, the sound level will temporarily drop or cut out entirely. This is not a malfunction. Use a soft, damp cloth to dry the headphones thoroughly. Alternatively, remove the earbud tips, turn the sound conduits downward and gently tap the headphones about five times on a dry cloth or similar to remove any water collected inside.
- Be sure the headphones are completely dry before charging and using. Avoid using disposable alcohol pads or other substances for cleaning.

Operating and storage temperatures and humidity

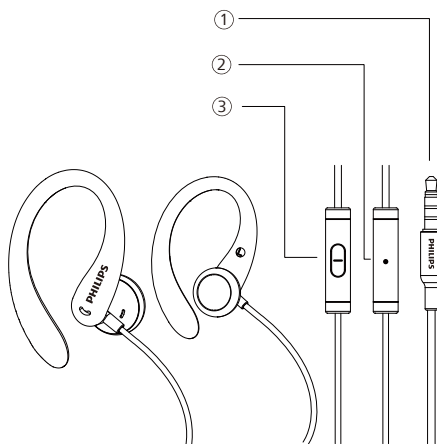
- Store in a place where the temperature is between -20°C (-4°F) and 50°C (122°F) with up to 90% relative humidity.
- Operate in a place where the temperature is between 0°C (32°F) and 45°C (113°F) with up to 90% relative humidity.

2 Your Ear-hook headphones

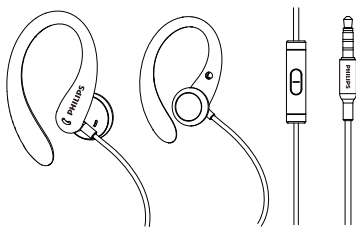
Congratulations on your purchase, and welcome to Philips! To fully benefit from the support that Philips offers, register your product at www.philips.com/support. With these Philips Ear-hook headphones you can:

- Enjoy powerful 15 mm drivers for dynamic bass and clear sound
- Enjoy in-line integrated mic and pick-up button for convenient calls
- Flexible, contoured ear-hook design for a secure fit
- Enjoy quality sound

Overview of your Ear-hook headphones



What's in the box



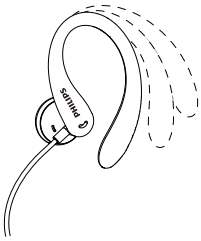
Ear-hook headphones TAA1105

- ① 3.5 mm connector
- ② Mic
- ③ Play/Pause/Pick up the phone/Hang up the phone

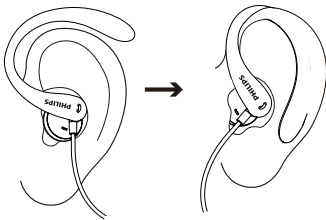
3 Get started

How to wear

- 1 Check left or right orientation of the headphones.
- 2 Adjust the hook to properly angle.



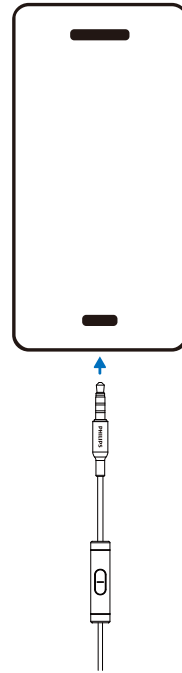
- 3 Hook headphones onto your ears.



4 Use your headphones

Connect the headphone to your device

Connect headphone to your device via 3.5 mm connector.



Call control

Pick up	Single press
Hang up call/Reject call	Press twice

Music control

Play or pause music	Single press
---------------------	--------------

5 Technical data

Sound

- Magnet type: Neodymium
- Frequency response: 20 - 20,000 Hz
- Sensitivity: 96 dB
- Speaker diameter: 15 mm
- Impedance: 16 Ohm

Conectivity

- Cable Connection: two-parallel
- Cable length: 1.2 m
- Connector: 3.5 mm
- Finishing of connector: chrome-plated
- Microphone: Built-in microphone

Design

- Wearing style: Ear-hook
- Ear fitting: In-ear
- In-ear fitting type: Open-fit

Note

- Specifications are subject to change without notice.

6 Notice

Disposal of your old product



Your product is designed and manufactured with high quality materials and components which can be recycled and reused.



This symbol on a product means that the product is covered by European Directive 2012/19/EU.



MMD Hong Kong Holding Limited. All rights reserved. Specifications are subject to change without notice. Philips and the Philips Shield Emblem are registered trademarks of Koninklijke Philips N.V. and are used under license. This product has been manufactured by and is sold under the responsibility of MMD Hong Kong Holding Limited or one of its affiliates, and MMD Hong Kong Holding Limited is the warrantor in relation to this product. All other company and product names may be trademarks of its respective companies with which they are associated.

