

**PHILIPS**

PTA Scoring Balloon  
Catheter

AngioSculpt

Scoring means  
**results**



# Maximize gain. Minimize risk.

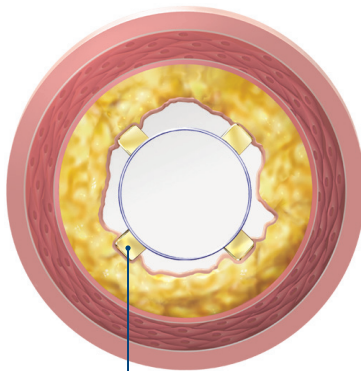
The AngioSculpt PTA scoring balloon catheter offers 360° of precise and effective dilatation. AngioSculpt's smart scoring balloon technology delivers a unique combination of controlled, effective<sup>1,2</sup> dilatation and predictable device safety.



# Scoring means results<sup>1-5</sup>.

See the unique advantages of AngioSculpt scoring technology.

## Precision

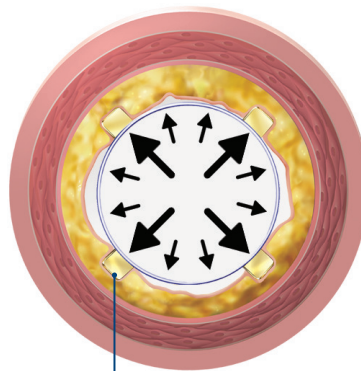


Edges lock in

### Minimal slippage

- Rectangular scoring edges lock the device in place
- No significant device slippage or "watermelon seeding" means less risk of damage to healthy tissue<sup>1,2</sup>

## Power

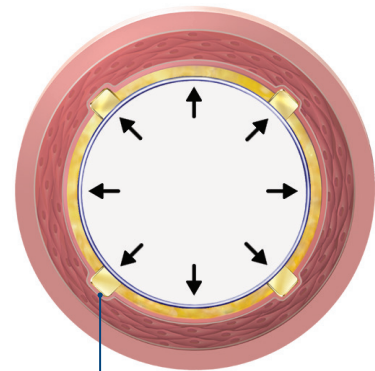


~15–25x scoring force

### More dilatation force

- The leading edges are designed to drive outward expansion with up to ~15–25 times the force of a conventional balloon<sup>3</sup>
- AngioSculpt's helical nitinol element creates a uniform initial luminal enlargement

## Safety



~1x force post scoring

### Low dissection rate

- Post scoring, outward forces are designed to be equivalent to that of a conventional balloon
- Low dissection rate and minimal perforations<sup>1,2</sup>
- Low rate of adjunctive stenting<sup>1,2</sup>
- Zero (0) flow-limiting dissections<sup>4,5</sup>



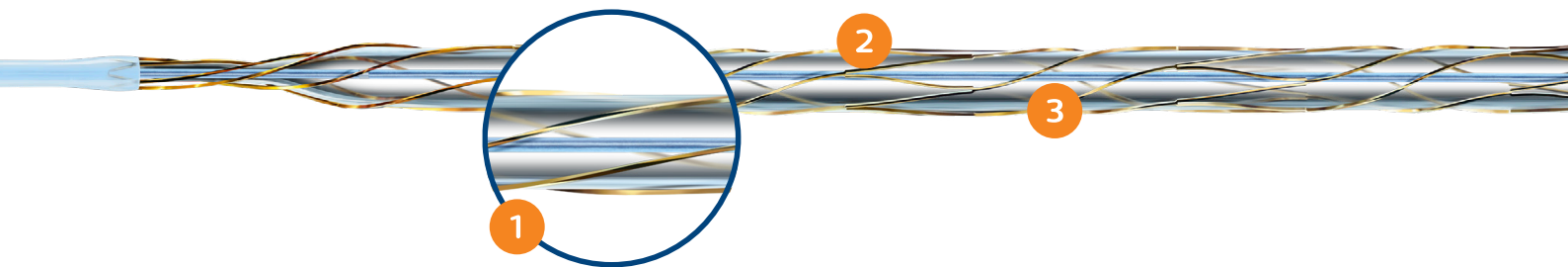


# Advanced technology. Proven benefits.

## Circumferential scoring across the entire length

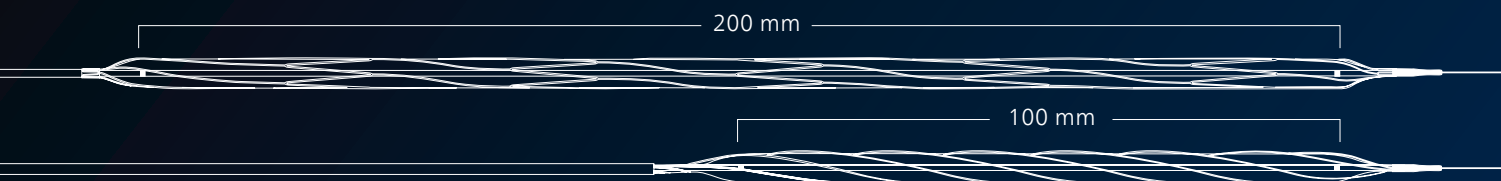
AngioSculpt features a nitinol scoring element arranged in a helical configuration, leading to uniform scoring and a dilatation that is safe, predictable and precise — it's the only long balloon to offer the distinct AngioSculpt benefits:

- 1 Smooth electropolished scoring element, predictable dilation, low dissection rates and no significant device slippage<sup>1,2</sup>
- 2 Large working range (2 to 20 atm) allows physicians to tailor device to vessel size\*
- 3 Nitinol-enhanced balloon deflation for excellent rewrap and recross capabilities



\*Please refer to product labeling, including the Instructions For Use, to select the appropriate device size.

# AngioSculpt is available in the following sizes:



Compliance chart

Balloon size	Pressure (atm)										
	2	4	6	8	10	12	14	16	18	20	22
2.0 x 40	1.86	1.90	1.94	1.98	2.03	2.07	2.10	2.14	2.17	2.20	2.23
2.0 x 100	1.80	1.85	1.90	1.94	1.99	2.03	2.06	2.10	2.13	-	-
2.5 x 40	2.24	2.31	2.39	2.46	2.52	2.57	2.61	2.65	2.68	2.72	2.76
2.5 x 100	2.26	2.32	2.38	2.44	2.50	2.55	2.60	2.64	2.68	-	-
3.0 x 40	2.57	2.67	2.79	2.91	3.00	3.07	3.12	3.16	3.20	3.24	-
3.0 x 100	2.70	2.78	2.88	2.97	3.05	3.12	3.20	3.28	3.37	-	-
3.5 x 40	3.06	3.19	3.35	3.46	3.55	3.61	3.67	3.73	3.79	-	-
3.5 x 100	3.15	3.25	3.37	3.46	3.55	3.59	3.66	3.72	3.78	-	-
4.0 x 20	3.52	3.69	3.85	3.96	4.03	4.10	4.16	4.23	4.29	-	-
4.0 x 40	3.52	3.67	3.82	3.94	4.02	4.09	4.16	4.22	-	-	-
4.0 x 100	3.60	3.76	3.94	4.07	4.17	4.25	4.32	4.40	4.47	-	-
4.0 x 200	3.65	3.80	3.97	4.10	4.19	4.27	-	-	-	-	-
5.0 x 20	4.25	4.48	4.74	4.92	5.05	5.14	5.23	5.33	5.41	-	-
5.0 x 40	4.23	4.55	4.80	4.98	5.09	5.19	5.29	5.42	-	-	-
5.0 x 100	4.43	4.60	4.79	4.94	5.05	5.13	5.20	5.28	-	-	-
5.0 x 200	4.57	4.77	5.00	5.18	5.30	5.42	-	-	-	-	-
6.0 x 20	5.12	5.42	5.74	5.93	6.06	6.16	6.27	6.37	-	-	-
6.0 x 40	5.36	5.57	5.80	5.96	6.07	6.17	6.26	6.35	-	-	-
6.0 x 100	5.42	5.62	5.86	6.03	6.17	6.27	6.36	6.44	-	-	-
6.0 x 200	5.43	5.68	5.95	6.16	6.31	6.45	-	-	-	-	-
7.0 x 40	6.21	6.46	6.74	6.96	7.13	7.27	7.41	-	-	-	-
8.0 x 40	6.86	7.22	7.63	7.96	8.19	8.40	8.60	-	-	-	-

■ Nominal pressure

■ Rated burst pressure



## Ordering information

Number	Balloon diameter (mm)	Balloon length (mm)	Catheter length	Guidewire compatibility	Sheath size (F)
2155-2040	2	40	155	.014"	5F
2216-20100	2	100	155	.014"	6F
2155-2540	2.5	40	155	.014"	5F
2216-25100	2.5	100	155	.014"	6F
2155-3040	3	40	155	.014"	5F
2216-30100	3	100	155	.014"	6F
2155-3540	3.5	40	155	.014"	5F
2216-35100	3.5	100	155	.014"	6F
2076-4020	4	20	137	.018"	6F
2092-4040	4	40	90	.018"	6F
2076-4040	4	40	137	.018"	6F
2290-40100	4	100	90	.014"	6F
2237-40100	4	100	137	.014"	6F
2249-40200	4	200	137	.014"	6F
2076-5020	5	20	137	.018"	6F
2092-5040	5	40	90	.018"	6F
2076-5040	5	40	137	.018"	6F
2290-50100	5	100	90	.014"	6F
2237-50100	5	100	137	.014"	6F
2249-50200	5	200	137	.014"	6F
2105-6020	6	20	50	.018"	6F
2092-6020	6	20	90	.018"	6F
2076-6020	6	20	137	.018"	6F
2105-6040	6	40	50	.018"	6F
2092-6040	6	40	90	.018"	6F
2076-6040	6	40	137	.018"	6F
2290-60100	6	100	90	.014"	6F
2237-60100	6	100	137	.014"	6F
2249-60200	6	200	137	.014"	6F
2332-7040	7	40	50	.018"	6F
2333-7040	7	40	90	.018"	6F
2334-7040	7	40	137	.018"	6F
2332-8040	8	40	50	.018"	6F
2333-8040	8	40	90	.018"	6F
2334-8040	8	40	137	.018"	6F

### References

1. Kiesz RS, Scheinert D, Peeters PJ, et al. Results from the international registry of the AngioSculpt Scoring Balloon Catheter for the treatment of infra-popliteal disease. J Am Coll Cardiol. 2008;51:10 (suppl B);75.
2. Scheinert D, Peeters P, Bosiers M, et al. Results of the multicenter first-in-man study of a novel scoring balloon catheter for the treatment of infra-popliteal peripheral arterial disease. Catheter Cardiovasc Interv. 2007;70:1034-1039.
3. AngioSculpt Test Plan ST-1197 (2008), on file at Philips.
4. Bosiers et al, Use of the AngioSculpt Scoring Balloon for Infrapopliteal Lesions in Patients with Critical Limb Ischemia: 1-year Outcome Vascular, Vol. 17. No. 1, pp. 29-35. 2009.
5. MASCOT Presented at Veith 2009 (NYC, NY) and CRT 2010 (Washington, DC)

### Country availability

Product subject to country availability.  
Please check with your local sales representative.

Always read the labels and follow the directions for use.

Products subject to country availability. Please contact your local sales representative.

© 2025 Koninklijke Philips N.V. All rights reserved.  
All trademarks mentioned herein are the property of Koninklijke Philips N.V.  
Specifications are subject to change without notice.  
Approved for external use. D2021012801A \* FEB 2025

www.philips.com/IGTdevices



## Summary of safety and effectiveness — PTA catheter

For full text, please consult product's Instructions for Use

### Caution:

For use by medical professionals only.

### Indications

The AngioSculpt PTA scoring balloon catheter is intended for dilatation of lesions in the iliac, femoral, ilio-femoral, popliteal, and infra-popliteal arteries, and for the treatment of obstructive lesions of native or synthetic arteriovenous dialysis fistulae. Not for use in the coronary or neuro-vasculature.

### Contraindications

None known for percutaneous transluminal angioplasty (PTA) procedures.

### Warnings

This device is intended for single (one) patient use only. Do not resterilize and/or reuse, as this can potentially result in compromised device performance and increased risk of inappropriate resterilization and cross contamination. The inflated diameter of the balloon should approximate the diameter of the vessel just proximal and distal to the stenosis, in order to reduce potential vessel damage. When the catheter is exposed to the vascular system, it should be manipulated while under high-quality fluoroscopic observation. Do not advance or retract the catheter unless the balloon is fully deflated under vacuum. If resistance is met during manipulation, determine the cause of the resistance before proceeding. Balloon pressure should not exceed the rated burst pressure (RBP). Refer to product label for device-specific information. The RBP is based on results of in-vitro testing. At least 99.9% of the balloons (with a 95% confidence level) will not burst at or below their RBP. Use of a pressure monitoring device is recommended to prevent over-pressurization. Use only the recommended balloon inflation medium. Never use air or any gaseous medium to inflate the balloon. Proceed cautiously when using the AngioSculpt catheter in a freshly deployed bare metal or drug-eluting stent. The AngioSculpt catheter has not been tested for post-dilation of stents or in lesions distal to freshly deployed stents in clinical studies. Bench testing has shown no additional risk when inserting or withdrawing the AngioSculpt catheter through stents (no interference with stent struts, no retention of or damage to the AngioSculpt catheter). Use the catheter prior to the "Use Before" (expiration) date specified on the package.

### Precautions

A thorough understanding of the principles, clinical applications and risks associated with PTA is necessary before using this product. Any use for procedures other than those indicated in these instructions is not recommended. The device is not recommended for use in lesions that may require inflation pressures higher than those recommended for this catheter. Do not use if package is opened or damaged. Prior to angioplasty, the catheter should be examined to verify functionality, device integrity and to ensure that its size and length are suitable for the specific procedure for which it is to be used. During and after the procedure, appropriate anticoagulants, antiplatelet agents and vasodilators should be administered to the patient according to institutional practice for peripheral angioplasty of similar arteries. Pass the AngioSculpt catheter through the recommended introducer sheath size or minimum size guiding catheter indicated on the product label.

### Adverse effects

Possible adverse effects include, but are not limited to: vessel injury such as: dissection, perforation, rupture, spasm, or arteriovenous fistula; infection/sepsis; drug reactions; allergic reactions to contrast medium; restenosis/occlusion of the dilated artery; embolism; thrombus; hypertension/hypotension; hemorrhage; hematoma; pseudoaneurysm; need for blood transfusion; surgical repair of vascular access site; no or slow reflow of the treated vessel.



**Spectranetics Corporation**  
5055 Brandin Court  
Fremont, California, 94538, USA



**Spectranetics International B.V.**  
Plesmanstraat 6  
3833 LA Leusden, The Netherlands