



Welcome to Philips!

For an optimal experience register your product at:
 Para especificações e dados de garantia do produto no Brasil,
 acesse o website abaixo:
 Pour une expérience optimale, enregistrez votre produit à
 l'adresse suivante:
 Per un'esperienza ottimale registra il tuo prodotto su:
www.philips.com/welcome

Philips and the Philips Shield Emblem are registered trademarks of Koninklijke Philips N.V. and are used under license. This product has been manufactured by and is sold under the responsibility of MMD Hong Kong Holding Limited or one of its affiliates, and MMD Hong Kong Holding Limited is the warrantor in relation to this product.

Authorised Representative: UKCA Experts Ltd. Dept 302, 43 Owston Road Carcroft Doncaster, DN6 8DA United Kingdom

Este equipamento opera em caráter secundário, isto é, não tem direito à proteção contra interferência prejudicial, mesmo de estações do mesmo tipo, e não pode causar interferência sistemas operando em caráter primário.

Lea cuidadosamente este instructivo antes de usar su aparato

TAE7009_QSG_V1.0

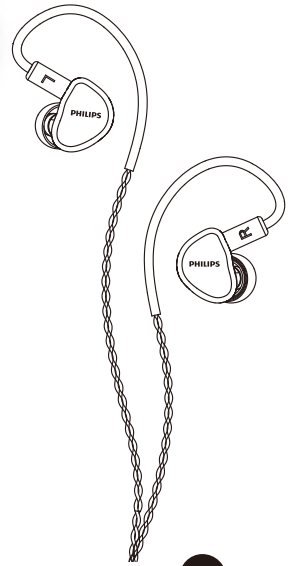


PHILIPS

Headphones

7000 Series

TAE7009

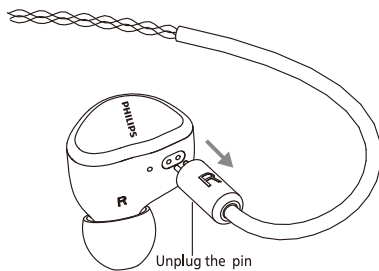


www.philips.com/welcome

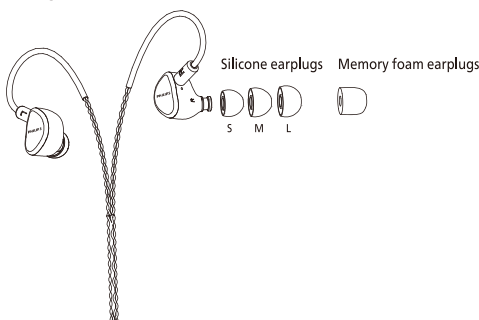


1. Assemble Wire

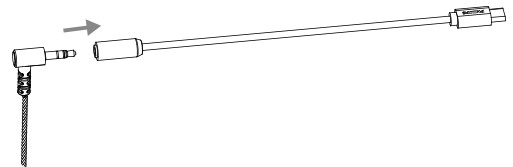
The L/R on the wire corresponds to the L/R on the earbuds, and should be plugged in with the same orientation.



2. Earplugs Replacement



3. Converter Use(if needed)



4. Tips

The complimentary accessory Type-C connector can not match all mobile phone models, computers and tablets, please kindly understand.
 贈送的轉接頭不能匹配所有的手機、電腦和平板型號，敬請諒解。
 付属品のType-Cコネクタは、すべてのType-C搭載機器に対応しているわけではありませんので、ご了承ください。

To prevent possible hearing damage, do not use this product at high volume for long periods of time.

為了防止可能出現的聽力損傷，請勿長時間用高音量使用本產品。
 聴力に悪い影響を与えることがありますので、大音量で長時間の使用はしないでください。

Please do not twist and pull the product forcefully to avoid damage.

請不要強力扭拽產品，以免造成損壞。
 故障の原因になりますので、無理な力で製品の一部を捻ったり、引っ張ったりしないで下さい。

To ensure better sound quality, please clean your headphones regularly.

為保證音質，請定期清潔您的耳機。
 より良い音質を確保するために、ヘッドホンを定期的に掃除してください。