

PHILIPS

Facial recognition
smart door lock

7000 series

Remote video intercom

3D facial recognition unlock

4-inch IPS screen

Realtime Wi-Fi connection

DDL709NCAFCW



Smartly capture your face ID

For a touchless door opening experience

Experience touchless door opening with Philips facial recognition door lock. With 3D face unlock technology, the lock captures facial features to provide fast and convenient unlocking as you approach the door.

Secure protection, smart embedded

- Your instant house guarding assistant
- Instantly protect home security at all times

Easy life goes beyond this

- Clearer view of the doorway
- Eliminates the hassle of manually locking upon closing
- Door unlocks when it detects your hand
- Say goodbye to the key-only era

Smart life "locked" with excellence

- With touch-free convenience
- Keeping you informed of outdoor situations at all times
- Stay connected to your home from anywhere
- Encrypted data is less likely to be lost

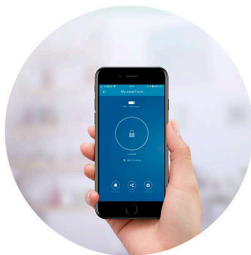
Highlights

3D face unlock



With dual cameras that simulate human eye imaging and obtain 3D features on people's faces, our lock can effectively identify individuals in photos, videos, and even with makeup. The ultrasonic sensor* initiates facial authentication as you approach within 1 meter of the lock, retracting the latch bolt automatically upon successful recognition. Walk right in without any extra steps!

Realtime Wi-Fi connection



The Philips facial recognition door lock supports Wi-Fi connection, allowing you to stay informed with real-time updates. After binding with the App, it allows you to view access history, remotely send temporary PIN codes, and check the live situation at the doorway with just a tap on the video button.

With remote video intercom



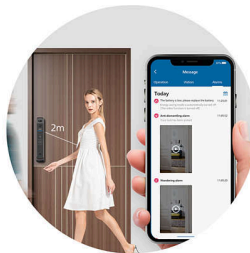
Our smart lock sends an instant notification to your App when a visitor rings the doorbell. With just a tap, you can engage in a real-time, two-way intercom and remotely view the outdoor situation. Plus, the lock automatically takes a photo or records a video when the doorbell is pressed, allowing you to always check visitor information through the access history, even if disconnected.

Cloud storage*



If the lock detects anything unusual outside, it will capture a video and upload it to a cloud storage server with encryption. Even if the lock is damaged or not working, the information stored on the cloud server is less likely to be lost and can be accessed at any time through the App.

Smart motion tracking



Equipped with an ultrasonic sensor, the Philips DDL709-FVP-7HWS door viewer automatically performs motion tracking and sends


notifications to the App*, when someone moves within 2 meters* of the front door. The facial recognition module also starts working when someone approaches the door from less than 1 meter away, providing quick authentication without any delays.

Multiple alerts



Equipped with anti-dismantling, system locking, low battery level, and abnormal bolt alerts, this smart lock instantly protects your home security and keeps you informed of its status in real-time, allowing you to know that your home is always secure with Philips.


4-inch IPS screen



Experience easy viewing of your doorway and access history with our 4-inch IPS screen on the indoor assembly. Simply tap the button for a clear view outside, and turn off the screen with another tap, which is convenient for elderly and children. Additionally, you can adjust the screen's brightness and sleep mode timeouts via the App.

Highlights

Fully-automatic mortise



Our fully-automatic mortise eliminates the hassle of manual locking your door. Once your fingerprint or password is verified on the outdoor assembly, the mortise automatically retracts the bolts to unlock the door. When you close the door, the mortise automatically extends the bolts to lock it securely - no additional action

needed. In case the lock is not properly engaged, it will give an alert to remind you of the door lock status.

Indoor infrared sensor unlock



Our door lock handle is equipped with touch and infrared sensors, which activate the unlocking process when you touch the handle and the infrared sensors detect an obstruction. It's easy, convenient, and perfect for those on the go.

Multiple unlocking methods



Our door lock supports five different unlocking methods, including facial recognition, fingerprint, password, key tags, and mechanical keys, meeting the needs of various users and suitable for the whole family.

7000 series

Facial recognition smart door lock

DDL709NCAFCW/00

Specifications

Design & Appearance

Color: Red copper

Handle: Push-pull handle

Main Material: Aluminium alloy

Fingerprint Sensor: Semiconductor

Access Solution

Fingerprint

Password/PIN Code

Card/Key Tag

Mechanical Key

Face Unlock

Power Specification

Battery Type: Li-polymer Battery

Time of Use: 3 months*

Emergency Power Supply: 5V power bank

Easy Operation

Voice Guide: Real voice navigation

Smart Lock Functions

Mortise: C grade lock cylinder, Full auto mortise

Installation

Door Thickness: 38-60 mm, 60-90 mm, 90-120 mm, Other range*

Door Opening Direction: Left inward opening, Left outward opening, Right inward opening, Right outward opening

Door Type: Wooden door, Copper door, Security door

© 2025 Koninklijke Philips N.V.
All Rights reserved.

Issue date 2025-04-18
Version: 4.4.1

Specifications are subject to change without notice. Trademarks are the property of Koninklijke Philips N.V. or their respective owners.

EAN: 69 71318 50453 2

www.philips.com



* App: refers to Philips EasyKey Plus App.

* Ultrasonic sensor: it is a proximity sensor that is enabled by default and has a sensing distance of 1 meter (tolerance of +0.05 meter) when activated by facial recognition wake-up.

* Cloud storage: only users who have subscribed to the cloud storage service can access stored video history. Other users can only view high-definition snapshots.

* 2 meters: the maximum distance detected by the ultrasonic sensor in case of abnormality. The loitering alarm function is disabled by default, but can be enabled through the App and set the detection distances to 1 meter, 1.5 meters, or 2 meters.

* 3 months: this is internal test data; actual battery life may vary with usage frequency.

* Other range: the included installation kit is suitable for doors with the mentioned thickness. For doors outside this range, please contact authorized Philips smart lock consumer care centers or designated offline dealers.

* The digital keypad shown in the product photos may differ from the actual display. Please refer to the digital keypad's appearance during actual use.