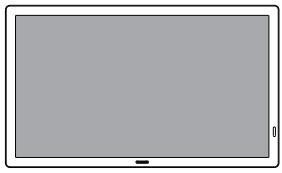


Contents



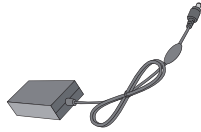
E-Paper Display



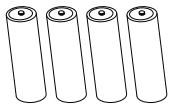
Quick start guide



Power Cord



Adapter




18650 Battery(optional)

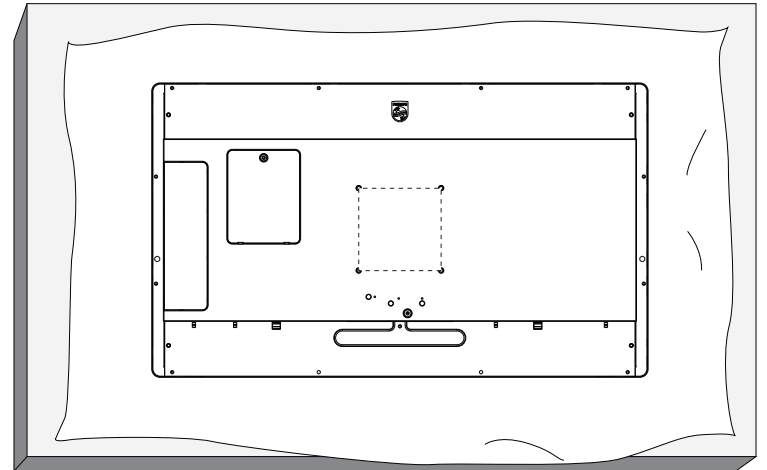


Philips logo

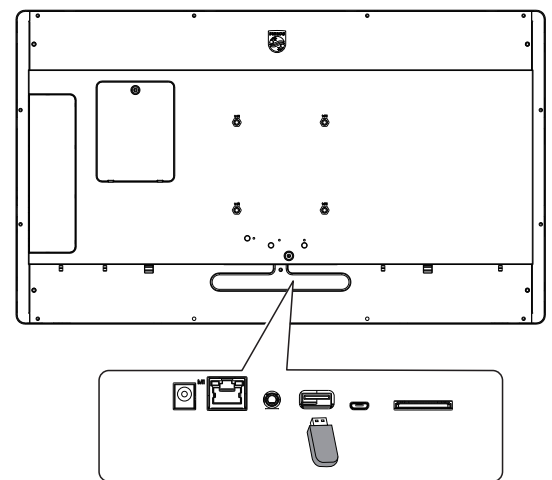
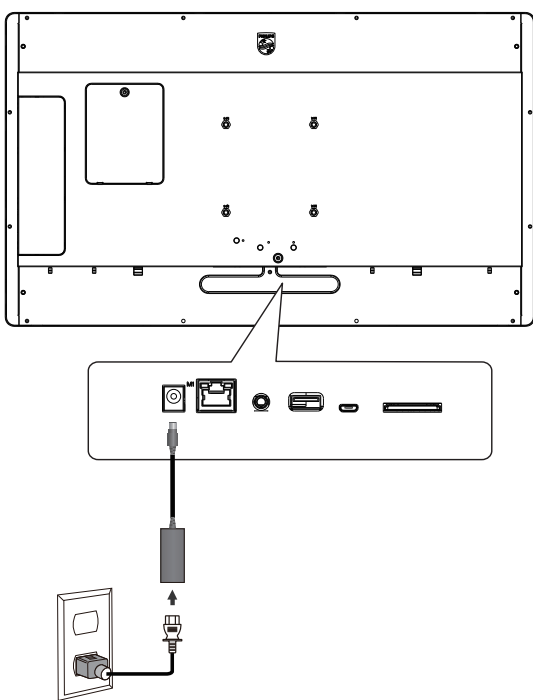
* Differences according to regions.
Display design and accessories may differ from those illustrated above.



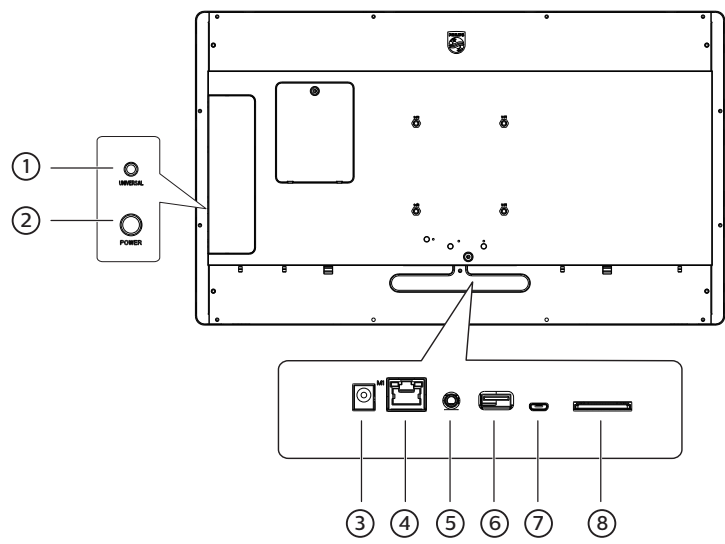
1 Unboxing



2 Connection



3 Input/Output Terminals



1	Universal key	5	Line out
2	Power key	6	USB 2.0
3	DC in	7	Micro USB
4	LAN	8	SD card

PHILIPS

Professional
Display Solutions

I Line

25BDL4050I

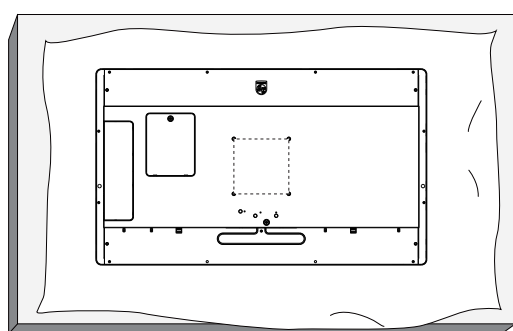
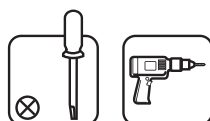



Quick start



For more information, please visit:
<https://www.philips.com/ppds>

4 Installation



 M4 * (12+X) mm
(X=Thickness of Wall mount BKT)
100mm x 100mm



Version: V1.00 2022-11-31

TPV USA Corp
6525 Carnegie Blvd #200
Charlotte, NC 28211
USA

2022 © TOP Victory Investments Ltd. All rights reserved.

This product has been manufactured by and is sold under the responsibility of Top Victory Investments Ltd., and Top Victory Investments Ltd. is the warrantor in relation to this product. Philips and the Philips Shield Emblem are registered trademarks of Koninklijke Philips N.V. and are used under license.

Specifications are subject to change without notice.



Q41G25M181304A