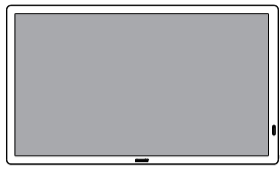


# Contents



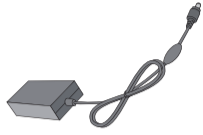
ePaper Display



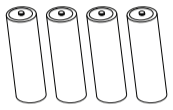
Quick start guide



Power Cord



Adapter



18650 Battery (optional)




CR2032 Lithium Battery (optional)

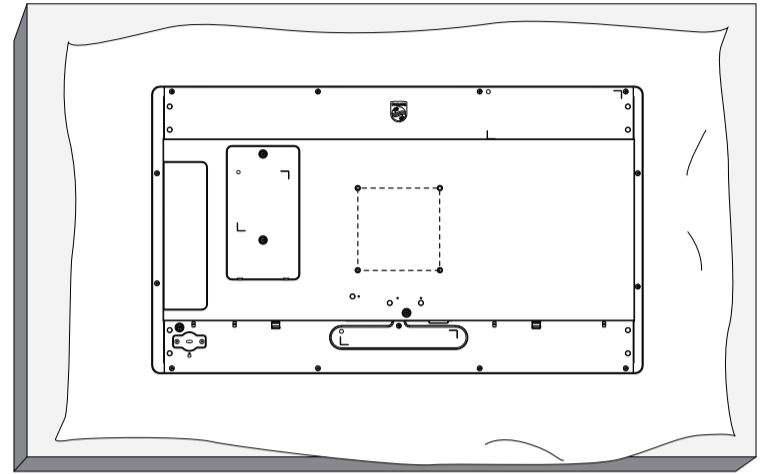


Philips logo plate

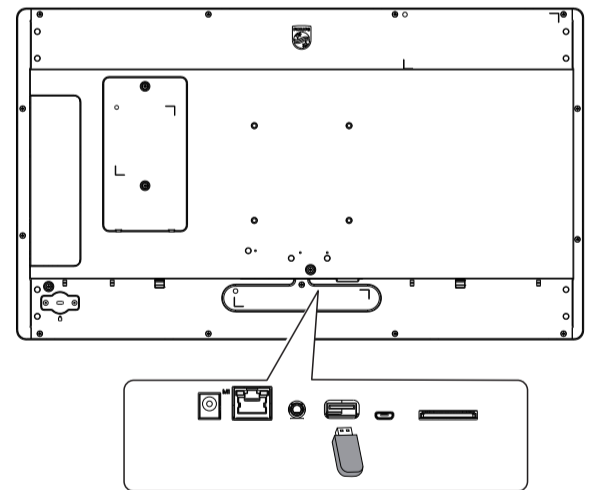
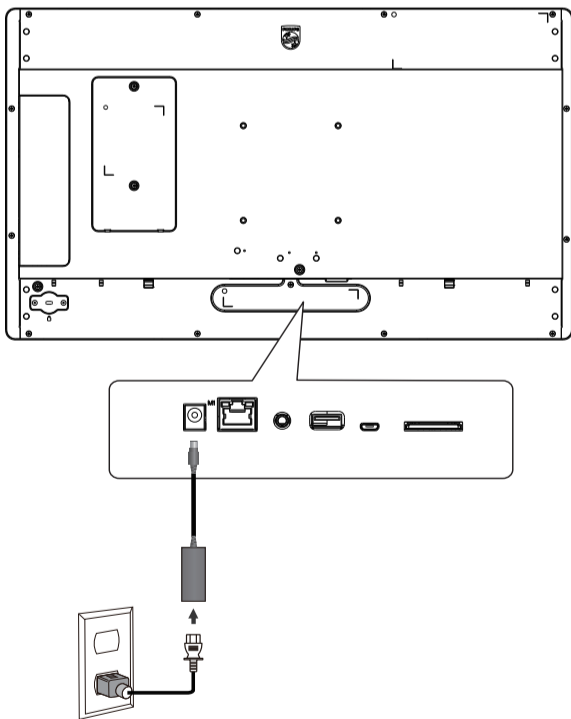
\* Differences according to regions.  
Display design and accessories may differ from those illustrated above.



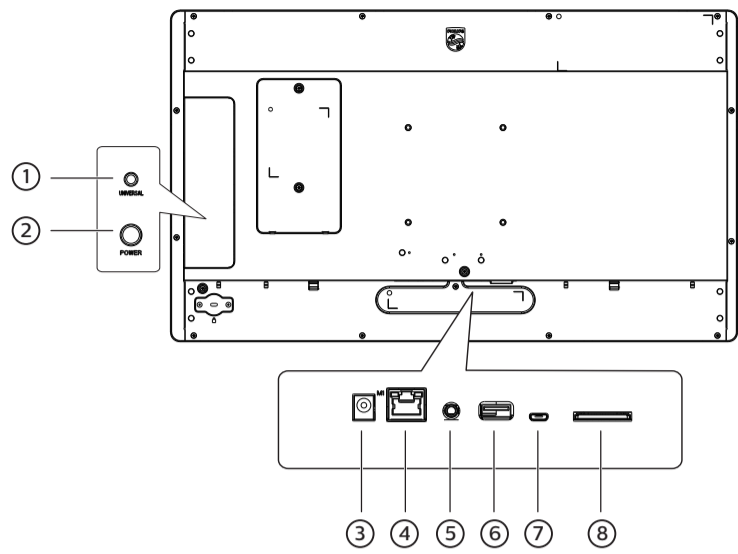
# 1 Unboxing



# 2 Connection



### 3 Input/Output Terminals



1	Universal key	5	Line out
2	Power key	6	USB 2.0
3	DC in	7	Micro USB
4	LAN(PoE)	8	SD card

**PHILIPS**

Tableaux Display

4000 Series

25BDL4150I

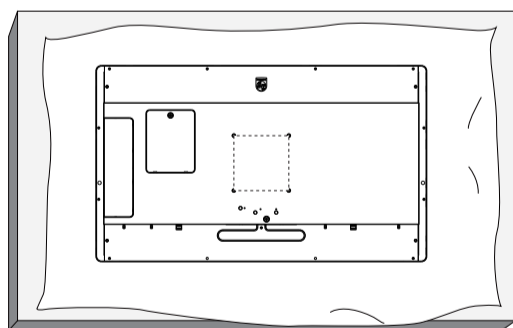
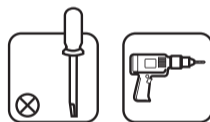



# Quick start



For more information, please visit:  
<https://www.philips.com/ppds>

### 4 Installation



 M4 \* (10+X) mm  
 (X=Thickness of Wall mount BKT)  
 100mm x 100mm



Version: V1.00 2023-07-07

TPV USA Corp  
 6525 Carnegie Blvd #200  
 Charlotte, NC 28211  
 USA

2023 © TOP Victory Investments Ltd. All rights reserved.

This product has been manufactured by and is sold under the responsibility of Top Victory Investments Ltd., and Top Victory Investments Ltd. is the warrantor in relation to this product. Philips and the Philips Shield Emblem are registered trademarks of Koninklijke Philips N.V. and are used under license.

Specifications are subject to change without notice.

