

# PHILIPS

## Retrofit Lock

### 3000 series

Built-in Wi-Fi

PIN code, fingerprint, and app

Works with wireless keypad

DDL230CI5KTK



## Upgrade your existing deadbolt

The Philips retrofit lock can be easily installed on the inside of your door, allowing your existing keys to keep working. With built-in Wi-Fi you can check your lock status and control it anywhere, anytime.

### User-friendly

- Fingerprint and PIN code unlocking with the wireless keypad\*
- Upgrade your existing deadbolt by replacing the interior
- Simply share access anytime, anywhere

### Connect to a smarter life

- Built-in Wi-Fi enables you to control your lock remotely
- Smart home gets ready for your effortless voice control
- Unlock notifications keep you notified of your locks
- Door position sensor lets you know the real-time door status

### Upgraded safety features

- Built-in alerts guard your doorway 24/7

### Dedicated design for perfection

- Easy installation with just a screwdriver


# Highlights

## Built-in Wi-Fi



The Philips Wi-Fi retrofit lock has a built-in Wi-Fi module, and does not require an extra Wi-Fi bridge to be controlled remotely. It is easy to control your lock and securely manage user account via the Philips Home Access App. You can also remotely unlock for your family members, friends, visitors and more.

## Fingerprint and PIN code



Stores up to 50 fingerprints and 100 PIN codes of family members, guests, or tenants. Users can choose either of the access method to unlock.

## Built-in alerts



A built-in sensor will sense the vibration of the door and alert homeowners with notifications to the Philips Home Access App. Two alert modes let you know when someone is pounding at your door or knocking on your door.

## Upgrade your existing deadbolt




The retrofit lock is easy to install and set up. It is also compatible with most standard deadbolts in the market, and allows you to keep your original keys while enjoying the benefits of a smart lock.

## Easy installation



The door lock installs in minutes with just a screwdriver and is compatible with most standard deadbolts.

## Simple sharing



Easily share the access and set permissions with family members in the Philips Home Access app. Allow your family members to use and manage the Philips smart lock from their smartphones. Or you can also share access with guests so that they can unlock the door from the app.

## Smart home ready




Control and check your lock status with voice command through Amazon Alexa or Google Assistant.

## Unlock notifications



Works with the Philips Home Access App to know who is coming through real-time notifications.

## Door position sensor



The door position sensor can let you confirm that your door is securely closed, no more asking for help from your neighbors to check your door status.

## 3000 series

Retrofit Lock

DDL230CI5KTK/37

# Specifications

### Design & Appearance

**Color:** Satin Nickel

**Handle:** No handle

**Main Material:** Zinc alloy

**Fingerprint Sensor:** Non-hidden

### Access Solution

Fingerprint

Mechanical Key

Mobile APP

Password/PIN code

### Lock Capacity

**Fingerprint:** Up to 50

**User PIN Code:** Up to 100

Mechanical Key

### Power Specification

**Battery Type:** CR123A

**Time of Use:** 6 months\*

### Easy Operation

**Indicator:** Door locks status prompt, Fingerprint adding prompt, Low battery prompt, Mute status prompt, Paring prompt, System locking prompt

### Mode

**Operationg Mode:** Auto mode, Manual mode

### Installation

**Door Thickness:** 1-3/8 to 2 inch (35-50mm)

**Door Opening Direction:** Left inward opening, Left outward opening, Right inward opening, Right outward oepning

**Door Type:** Antitheft door, Copper door, Wooden door

### Finish

**Material:** Zinc alloy

