

PHILIPS

Wet and Dry electric shaver

Shaver series 5000

SteelPrecision blades

Power Adapt sensor

360 D Flexing heads

Integrated pop-up trimmer

S5583/38



Powerful shave, gentle on skin

with SkinIQ Technology

The Philips Series 5000 delivers a powerful shave, cutting now even more hair per stroke*. Equipped with advanced SkinIQ technology, the shaver senses and adapts to your hair density, for improved skin comfort.

A powerful shave

- More cutting performance in every stroke
- Follows the contours of your face
- Guides hair into the optimal cutting position

SkinIQ technology

- A shaver with the power to tame beards

For a convenient shave

- One-touch open for easy cleaning
- Choose a convenient dry or refreshing wet shave
- Even up your moustache and sideburns
- 60 minutes of shaving from a 1 hour charge
- A more intuitive shaving experience
- The electric shaver with an Eco passport
- Fully charged in one hour
- 5 length settings for versatile beard grooming


Shaver series 5000

Wet and Dry electric shaver

S5583/38

Highlights

SteelPrecision blades



Powerful yet gentle, the 45 self-sharpening SteelPrecision blades on this Philips shaver complete up to 90,000 cutting actions per minute, cutting more hair per stroke** for a clean, comfortable finish.

Power Adapt sensor




The electric shaver has an intelligent facial-hair sensor that reads hair density 125 times per second. The technology auto-adapts cutting power for an effortless and gentle shave.

360 D Flexing heads




Designed to follow the contours of your face, this Philips electric shaver has fully flexible heads that turn 360° for a thorough and comfortable shave.

Hair-Guide precision heads



This new-shape precision shaver is enhanced with hair-guiding channels for optimal cutting and skin comfort.

One-touch open



Clean your electric shaver with the touch of a button. Simply flip open the shaver head and rinse with water.

Shave wet or dry




A wet and dry shaver that adapts to your preference. Choose a convenient dry shave, or pair with your favourite foam or gel for a refreshing wet shave.

Pop-up trimmer

Refine and define your moustache and sideburns with the pop-up trimmer—and complete your look with ease.

Beard styler attachment




With the choice of 5 different length settings, the beard styler attachment can create anything from the perfect stubble to a short, neatly trimmed beard. It's also useful for a pre-shave trim.

60 minutes of cordless shaving

A shaver for at home or on-the-go. Get 60 minutes of shaving time from a 1 hour charge or plug it in for instant and continuous power.

1 hour charging time



Fully charge your Philips shaver in just 1 hour with the powerful and energy efficient lithium-ion battery. In a hurry? Plug in your shaver for 5 minutes and get enough power for 1 full shave.

Shaver series 5000

Wet and Dry electric shaver

S5583/38

Highlights

Sustainable shaving innovation



At Philips, we drive sustainability in all aspects of product creation. With shaving blades produced using 100% renewable electricity and packaging made with recyclable materials, all shavers come with an Eco passport.

LED display



You can easily see how much power is left with the 3-level LED display. Your Philips shaver not only tells you when it's time to charge, but it also has indicators for locking, cleaning and replacing the head.

Shaver series 5000

Wet and Dry electric shaver

S5583/38

Specifications

Accessories

Maintenance: Cleaning brush
Attachments: Beard styler
Charging stand
Integrated pop-up trimmer
Travel and storage: Travel case

Power

Charging: 1 hour full charge, 5-min quick charge
Automatic voltage: 100-240 V
Battery type: Li-Ion
Run time: 60 minutes
Stand-by power: 0.04 W
Max power consumption: 9 W

Design

Handle: Rubber grip
Colour: Fire red
Shaving heads: Angular

Service

2 year warranty
Replacement head SH71: Replace every 2 yrs with SH71

Shaving Performance

Contour following: 360 D Flexing heads
Shaving system: SteelPrecision blades
SkinIQ technology: Power Adapt sensor

Ease of use

Display: LED display, Battery level indicator, Travel lock
Wet & Dry: Wet and dry use
Cleaning: One-touch open, Fully washable

SmartClick attachment

Fits product type: RQ585/51 DOES NOT fit angular head type

