


1 Switch **ON** your device (e.g.TV).




2 Press and hold the device selection button (e.g. **TV**) for **5 seconds** until the red Setup light  lights up.




3 Look up the 4-digit code for your brand in the 'Shortlist of brands' in this Quick start Guide.



Enter the 4-digit code using the digit buttons.



4 Press and hold the  button. Release it **immediately** as soon as the device switches off.

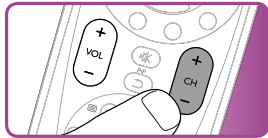
- This step normally takes between 5 and 60 seconds.



5 Switch **ON** the device.

Try out the buttons that you need for operating it.

If a button does not work as expected, **press and hold** that button. Release it **immediately** as soon as it works.



6 Press the device selection button **twice** to finish setup.



Press the appropriate device selection button to select the device you wish to operate: , ,  or .

Brand..... 4-digit code Brand..... 4-digit code

Akai.....	0074	Magnum	1709
Basic Line.....	0325	Medion.....	1787
Blue Sky.....	0395	Mivar	1857
BT Vision	3742	Numericable.....	3949
Carrefour.....	0492	Pace	2134
CyberHome.....	0672	Panasonic.....	2153
Daewoo	0692	Philips.....	2195
Digiturk.....	0783	Premiere	3666
Echostar.....	0866	Proline.....	2274
Emerson.....	0917	Saivod.....	2439
Firstline.....	1008	Samsung.....	2448
Foxtel.....	1029	Sanyo	2462
France Telecom	1033	Sharp.....	2550
Haier	1175	Sky.....	2610
Hisense	1249	Skymaster	2621
Hitachi	1251	Sony.....	2679
Humax.....	1298	TCL.....	2856
JVC.....	1464	TechniSat.....	2873
Kabel Deutschland ...	1468	Telefonica.....	2913
Kathrein	1486	TNT.....	4184
LG.....	1628	Toshiba.....	3021
Loewe	1660	Vestel	3148




For brands not mentioned in this shortlist, refer to the brandlist in the back of the user manual.



Important

If you made a mistake:

- Press the device selection button **twice** to exit setup. The red Setup light  turns off.
- Restart from the beginning.

© 2011 Koninklijke Philips Electronics N.V.

All rights reserved. Reproduction in whole or in part is prohibited without the prior written consent of the copyright owner.

The information presented in this document does not form part of any quotation or contract, is believed to be accurate and reliable and may be changed without notice.

No liability will be accepted by the publisher for any consequence of its use. Publication thereof does not convey nor imply any license under patent- or other industrial or intellectual property rights.

Document order number:

3139 235 5242 2 / SRP2004/87

February 2011

www.philips.com

RTP/0611