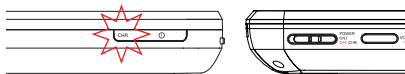


Quick start guide

1 Charge your battery

This portable DVD player is designed with a built-in lithium battery to supply power to the player when you are on travel.

- Slide the **POWER** switch to the **OFF** position (charging of the DVD player only possible in the power-off mode).



- Connect the supplied power adaptor cord (or the car adaptor) to the player and AC mains (or the car cigarette lighter outlet) to start charging.
 - The **CHR** indicator turns red.
 - When the battery is fully charged, the indicator turns off.
- Disconnect the power adaptor cord (or the car adaptor) when the CHR indicator turns off.

Note:

– You can also connect the supplied power adaptor cord (or the car adaptor) to the player and AC mains (or the car cigarette lighter outlet) directly wherever possible.

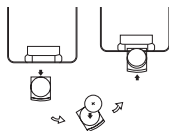
2 Prepare the remote control

For first time use

Remove the protective tab to activate the remote control battery.

To replace the battery:

- Open the battery compartment.
- Insert 1 CR2025 battery with correct polarity (+/-) as indicated.
- Close the battery compartment.



3 Enjoy (Disc operation)

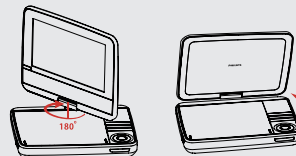


- Open the lid of the player.
- Slide the **POWER** switch to **ON** to switch on the DVD player.
 - The **⊙** indicator turns on.
- Slide **OPEN▶** on the player.
- Remove the protective card (if any) and load a disc with the label side facing up.
- Close the disc door.
 - Playback starts automatically. If not, press **▶II**.
- To stop playback, press **■**.

Note:

During play, you can:

- Swivel the screen of the player to watch for your convenience.



- Press **☐** directly to adjust brightness of screen backlight to match lighting conditions.

3 Enjoy (AV OUT)

Connecting additional equipment (TV for example)

- Connect the AV OUT socket on the set to the video and audio sockets on a TV as shown directly.
- Switch on the TV and set to the correct video-in channel.
 - You can consult the owner's manual of your TV. (If your TV does not have Audio and Video inputs, you will need to purchase a RF modulator. Please consult your dealer.)

