



Important

Safety and important notice

Warning

- Risk of overheating! Never install the product in a confined space. Always leave a space of at least 4 inches around the product for ventilation. Ensure curtains or other objects never cover the ventilation slots on the product.
- Never place the product, remote control or batteries near naked flames or other heat sources, including direct sunlight.
- Avoid high temperature, moisture, water and dust.
- This unit must not be exposed to dripping or splashing.
- Never place any object or items that can damage this unit (e.g., liquid filled objects, lighted candles).
- Never place this product on other electrical equipment.
- Keep away from this product during lightning storms.
- Where the mains plug or an appliance coupler is used as the disconnect device, the disconnect device shall remain readily operable.
- Visible and invisible laser radiation when open. Avoid exposure to beam.

Disposal of your old product and batteries

Your product is designed and manufactured with high quality materials and components, which can be recycled and reused.



Never dispose of your product with other household waste. Please inform yourself about the local rules on the separate collection of electrical and electronic products and batteries. The correct disposal of these products helps prevent potentially negative consequences on the environment and human health.

Your product contains batteries, which cannot be disposed of with normal household waste. Please inform yourself about the local rules on separate collection of batteries. The correct disposal of batteries helps prevent potentially negative consequences on the environment and human health. Please visit www.recycle.philips.com for additional information on a recycling center in your area.




Specifications

Note

- Specification and design are subject to change without notice.

Region codes

You can play discs with the following region codes.

DVD region code	Countries
	India

USB

- Compatibility: Hi-Speed USB (2.0)
- Class support: UMS (USB Mass Storage Class)

Video

- Signal system: PAL / NTSC
- Composite video output: 1 Vpp ~ 75 ohm
- Component video output: 0.7 Vpp ~ 75 ohm

Audio

- Analog stereo output
- Signal to noise ratio (1 kHz): > 90 dB (A-weighted)
- Dynamic Range (1 kHz): > 80 dB (A-weighted)
- Crosstalk (1 kHz): > 80 dB
- Distortion/noise: (1 kHz): > 70 dB
- MPEG MP3: MPEG Audio L3

Main unit

- Dimensions (w x h x d): 360 x 37 x 210 (mm)
- Net Weight: 1.45 kg

Power

- Power supply rating: 110 - 240V, 50/60HZ
- Power consumption: < 10 W
- Power consumption in standby mode: < 1 W

Accessories supplied

- Remote control and one battery
- Audio/Video cables
- Quick Start Guide

Laser specification

- Type: Semiconductor laser InGaAlP (DVD), AlGaAs (CD)
- Wave length: 655 nm (DVD), 790 nm (CD)
- Output Power: 7.0 mW (DVD), 10.0 mW (VCD/CD)
- Beam divergence: 60 degrees

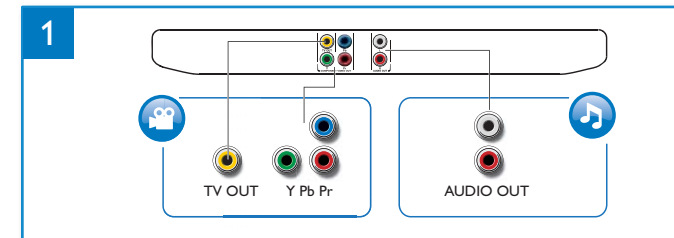

Register your product and get support at
www.philips.com/welcome

DVP3820

Quick start guide



PHILIPS



2011 © Koninklijke Philips N.V.
All rights reserved.
DVP3820_94_QSG_V2.0

Be responsible
Respect copyrights





2

Pr Pb Y + AUDIO OUT ★★ ★

TV OUT + AUDIO OUT ★ ★

3

4

5

1 [Power Button]

2 [Source Button]

6

1 [Disc Insertion]

2 [Disc Types: DVD, VCD, CD]

3 [Play/Pause Button]

USB

WARRANTY

This APPARATUS IS covered under warranty against any defect arising out of faulty or defective material or workmanship for a period of 6 months from date of purchase.

Should a defect develop during the period of warranty, Philips Electronics India Limited undertakes to repair the apparatus free of charge through an Authorised Philips service Center. If the purchaser shifts his residence to other town, the warranty will be valid at the nearest Authorised Philips service Center.

- This warranty is not valid in case:
1. The apparatus is not used according to this manual;
 2. Defects are caused by improper or reckless use;
 3. Any repair work are done by person other than Authorised Philips Service Center;
 4. Any modification or alteration of any nature are made in the apparatus;
 5. The serial number is tampered
 6. This warranty form is not completed immediately after purchase.

Serial No.: _____
 Bill No & Date of Purchase: _____
 Purchaser's Name: _____
 Location & Tel No: _____
 Dealer's Name: _____
 Location & Tel No: _____
 Dealer's Stamp & Sign: _____

- Maintenance Tips for your DVD Player:
- Always keep a Disc loaded in your DVD Player tray.
 - Keep the player away from the dusty areas. Keep it covered with a dust cover.
 - Clean your DVD Player Lens after every 20 discs played.
 - Use the 2 brush Philips DVD Lens Cleaner SVC2520 for best results.
 - Clean the CDs / VCD / DVD / MP3 CD before inserting in your DVD Player.

"For unlimited listening pleasure use Philips earphones / headphones". Over 20 models to choose from

Philips Electronics India Limited

For any sales or service related queries:
 Visit us on web at www.philips.com/support or
 Call us on Tel No. 1860-180-1111
 1800-102-2929
 "standard call rates apply"
 Email: customercare.india@philips.com

