

Quick Start Guide

Guide de démarrage rapide

Guía de Inicio Rápido



Note : This equipment has been tested and found to comply with the limits for a Class B digital device, pursuant to part 15 of the FCC Rules. These limits are designed to provide reasonable protection against harmful interference in a residential installation. This equipment generates, uses, and can radiate radio frequency energy and, if not installed and used in accordance with the instruction manual, may cause harmful interference to radio communications. However, there is no guarantee that interference will not occur in a particular installation. If this equipment does cause harmful interference to radio or television reception, which can be determined by turning the equipment off and on, the user is encouraged to try to correct the interference by one or more of the following measures :

- Relocate the receiving antenna.
- Increase the separation between the equipment and receiver
- Connect the equipment into an outlet on a circuit different from that to which the receiver is connected.
- Consult the dealer or an experienced radio/TV technician for help.

IMPORTANT !

modifications not authorized by the manufacturer may void users authority to operate this device.

Remarque : Cet équipement a été testé et a été certifié conforme aux limites imposées pour un appareil numérique de Classe B, conformément à la partie 15 des règlements FCC. Ces limites sont définies aux fins d'assurer une protection raisonnable contre les interférences nuisibles dans une installation résidentielle. Cet équipement génère, utilise et émet des fréquences radio qui, en cas d'une mauvaise installation ou d'une utilisation non-conforme aux instructions de ce manuel d'utilisation peuvent causer des interférences nuisibles aux communications radio. Il n'y a toutefois aucune garantie que des interférences nuisibles ne se produiront pas dans une installation donnée. Si cet équipement cause des interférences nuisibles avec votre poste radio ou de télévision, ce que vous pouvez déterminer

en éteignant et en rallumant votre équipement, il est conseillé à l'utilisateur d'essayer de pallier à ces interférences nuisibles en prenant l'une ou l'autre des mesures suivantes:

- Changez la position de l'antenne de réception.
- Augmentez la séparation entre l'équipement et le récepteur.
- Branchez l'équipement sur une source d'alimentation différente de celle sur laquelle le récepteur est branché.
- Consultez votre distributeur ou un technicien qualifié en la matière pour assistance.

IMPORTANTE !

las modificaciones no autorizadas por el fabricante pueden anular la autoridad de los usuarios para utilizar este aparato.

Nota : Este aparato ha sido probado y cumple con los límites correspondientes a un aparato digital de Clase B, según la parte 15 de las Normas FCC. Estos límites han sido diseñados para facilitar suficiente protección frente a interferencias perjudiciales en una instalación residencial. Este aparato genera, utiliza y puede emitir energía de frecuencias de radio y, si no se instala y utiliza según el manual de instrucciones, puede provocar interferencias perjudiciales en las comunicaciones de radio. Sin embargo, no existe garantía de que las interferencias no ocurrirán en una instalación particular. Si este aparato provoca interferencias perjudiciales en la recepción de radio o televisión, que se puede identificar encendiendo y apagando el aparato, recomendamos al usuario que intente solucionar las interferencias siguiendo una o más de las siguientes medidas:

- Cambie la posición de la antena receptora.
- Aumente la separación entre el aparato y el receptor.
- Conecte el aparato a una toma de un circuito diferente al que está conectado el receptor.
- Consulte con el distribuidor o un técnico de radio/TV con experiencia para que le ayuden.

¡IMPORTANTE!

modificações não autorizadas pelo fabricante, podem causar danos na operação deste aparelho.

PHILIPS LIMITED WARRANTY NINETY (90) DAY

WARRANTY COVERAGE:

PHILIPS warranty obligation is limited to the terms set forth below.

WHO IS COVERED:

Philips warrants the product to the original purchaser or the person receiving the product as a gift against defects in materials and workmanship as based on the date of original purchase ("Warranty Period") from an Authorized Dealer. The original sales receipt showing the product name and the purchase date from an authorized retailer is considered such proof.

WHAT IS COVERED:

The Philips warranty covers new products if a defect arises and a valid claim is received by Philips within the Warranty Period. At its option, Philips will either (1) repair the product at no charge, using new or refurbished replacement parts, or (2) exchange the product with a product that is new or which has been manufactured from new, or serviceable used parts and is at least functionally equivalent or most comparable to the original product in Philips current inventory, or (3) refund the original purchase price of the product.

Philips warrants replacement products or parts provided under this warranty against defects in materials and workmanship from the date of the replacement or repair for ninety (90) days or for the remaining portion of the original product's warranty, whichever provides longer coverage for you. When a product or part is exchanged, any replacement item becomes your property and the replaced item becomes Philips' property. When a refund is given, your product becomes Philips' property.

Note: Any product sold and identified as refurbished or renewed carries a ninety (90) day limited warranty.

Replacement product can only be sent if all warranty requirements are met. Failure to follow all requirements can result in delay.

WHAT IS NOT COVERED - EXCLUSIONS AND LIMITATIONS:

This Limited Warranty applies only to the new products manufactured by or for Philips that can be identified by the trademark, trade name, or logo affixed to it. This Limited Warranty does not apply to any non-Philips hardware product or any software, even if packaged or sold with the product. Non-Philips manufacturers, suppliers, or publishers may provide a separate warranty for their own products packaged with the bundled product.

Philips is not liable for any damage to or loss of any programs, data, or other information stored on any media contained within the product, or any non-Philips product or part not covered by this warranty. Recovery or reinstallation of programs, data or other information is not covered under this Limited Warranty.

This warranty does not apply (a) to damage caused by accident, abuse, misuse, misapplication, or non-Philips product, (b) to damage caused by service performed by anyone other than Philips or Philips Authorized Service Location, (c) to a product or a part that has been modified without the written permission of Philips, or (d) if any Philips serial number has been removed or defaced, or (e) product, accessories or consumables sold "AS IS" without warranty of any kind by including refurbished Philips product sold "AS IS" by some retailers.

This Limited Warranty does not cover:

- Shipping charges to return defective product to Philips.
- Labor charges for installation or setup of the product, adjustment of customer controls on the product, and installation or repair of antenna systems outside of the product.
- Product repair and/or part replacement because of improper installation, connections to improper voltage supply, abuse, neglect, misuse, accident, unauthorized repair or other cause not within the control of Philips.
- Damage or claims for products not being available for use, or for lost data or lost software.
- Damage occurring to product during shipping.
- A product that requires modification or adaptation to enable it to operate in any country other than the country for which it was designed, manufactured, approved and/or authorized, or repair of products damaged by these modifications.
- A product used for commercial or institutional purposes (including but not limited to rental purposes).
- Product lost in shipment and no signature verification receipt can be provided.
- Failure to operate per Owner's Manual.

TO OBTAIN ASSISTANCE IN THE U.S.A., PUERTO RICO, OR U.S. VIRGIN ISLANDS...

Contact Philips Customer Care Center at:
1-888-PHILIPS (1-888-744-5477)

TO OBTAIN ASSISTANCE IN CANADA...

1-800-661-6162 (French Speaking)
1-888-PHILIPS (1-888-744-5477) - (English or Spanish Speaking)

REPAIR OR REPLACEMENT AS PROVIDED UNDER THIS WARRANTY IS THE EXCLUSIVE REMEDY FOR THE CONSUMER. PHILIPS SHALL NOT BE LIABLE FOR ANY INCIDENTAL OR CONSEQUENTIAL DAMAGES FOR BREACH OF ANY EXPRESS OR IMPLIED WARRANTY ON THIS PRODUCT. EXCEPT TO THE EXTENT PROHIBITED BY APPLICABLE LAW, ANY IMPLIED WARRANTY OF MERCHANTABILITY OR FITNESS FOR A PARTICULAR PURPOSE ON THIS PRODUCT IS LIMITED IN DURATION TO THE DURATION OF THIS WARRANTY.

Some states do not allow the exclusions or limitation of incidental or consequential damages, or allow limitations on how long an implied warranty lasts, so the above limitations or exclusions may not apply to you.

This warranty gives you specific legal rights. You may have other rights which vary from state/province to state/province.

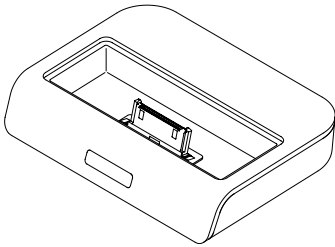
Philips, P.O. Box 671539, Marietta, GA. 30006-0026

3121 233 48791

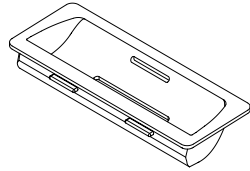
What's in the box?

Contenu de l'emballage?

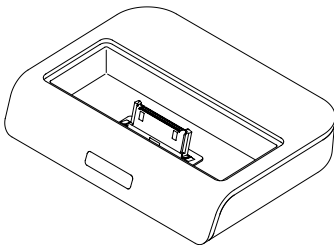
¿Qué hay en la caja?



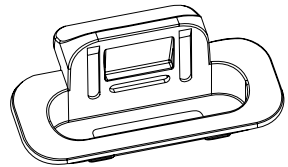
- 1 X GoGear docking cradle
- 1 Station d'accueil GoGear
- 1 X dispositivo de carga GoGear



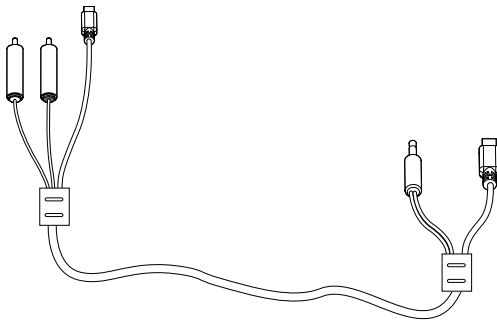
- 3 X GoGear dock adaptors
- 3 Adaptateurs de station GoGear
- 3 X adaptadores de base GoGear



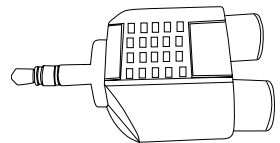
- 1 X iPod docking cradle
- 1 Station d'accueil iPod
- 1 X dispositivo de carga iPod



- 8 X iPod dock adaptors
- 8 Adaptateurs de station iPod
- 8 X adaptadores de base iPod



- 1 X docking cable
- 1 Câble de station
- 1 X cable de la base



- 1 X RCA to 3.5mm jack converter
- 1 Convertisseur RCA avec prise de 3.5mm
- 1 X RCA a clavija conversora 3.5mm

IMPORTANT!

- This docking kit is especially designed for use with the **MCM276R Micro Hi-Fi System**. **Do not try it on any other devices!**
- The mini **USB** port on the back of each docking cradle is only intended for connection to the **MCM276R Micro Hi-Fi System** using the supplied docking cable only. **Do not try to connect this port to a PC or any other USB devices!**

Compatible portable players

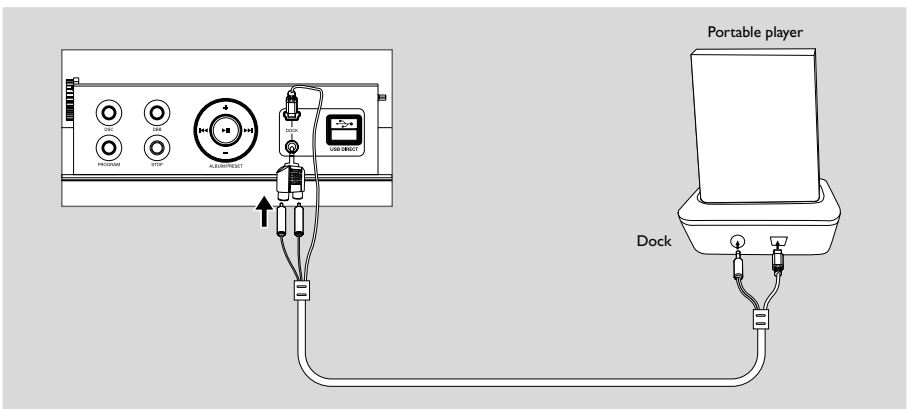
- Most Apple iPod models with 30-pin dock connectors as follows: 20GB, 40GB, 20/30GB Photo, 40/60GB Photo, 30GB Video, 60GB Video, Mini and Nano
- Philips GoGear players with dock connectors, as follows:
 - HDD1420, HDD1620, HDD1630, HDD1635, HDD1820, HDD1830, HDD1835;
 - HDD1840, 1850;
 - HDD6320, HDD6330

Selecting the correct dock adaptor

- For the iPod dock, 8 dock adaptors of different type, as indicated at the back of the adaptor, are included to fit the following iPod:
20GB, 40GB, 20/30GB Photo, 40/60GB Photo, 30GB Video, 60GB Video, Mini and Nano.
- For the Philips GoGear dock, 3 dock adaptors of different type are included. Each adaptor is marked a number from "1" to "3" at its back. These numbers indicate the fit Philips GoGear players as follows:
"1" = HDD6320/6330
"2" = HDD1420/1620/1630/1635/1820/1830/1835
"3" = HDD1840/1850

Setup

- ① Connect the iPod or GoGear docking cradle (depending on the portable player you use) to the MCM276R Micro Hi-Fi System by using the docking cable and RCA to 3.5mm jack converter as shown.
→ Make sure to correctly connect the two line out plugs of the docking cable to the line in ports of the converter by matching colors before connecting the docking cable to the system.



Troubleshooting

DOCK OPERATION

The menu navigation or photo playback of the docked player cannot be carried out through the buttons on MCM276R or its remote control.

- The buttons on MCM276R and its remote control can control playback of audio contents only. To navigate the menu, use the controls on the docked player.
-

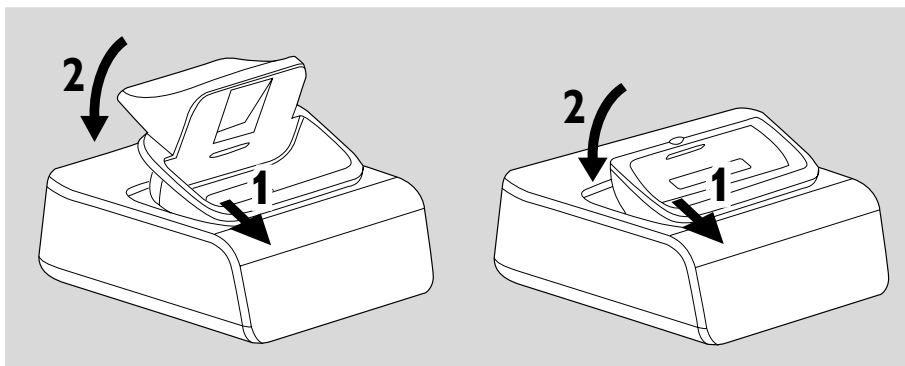
The STOP ■ and some buttons on MCM276R and its remote control have no function.

- The playback of the docked player cannot be stopped using the **STOP ■** button on MCM276R and its remote control.
 - The buttons (▶||, ◀◀, ▶▶) and **VOLUME**) function only.
-

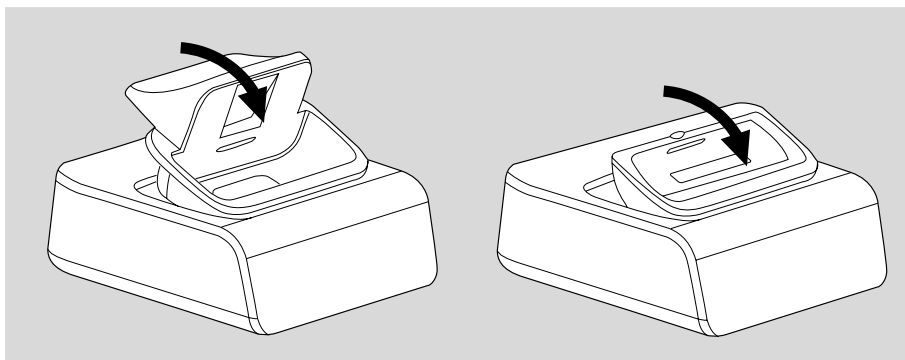
The battery of my Philips GoGear in dock is drained when it is not used for playback.

- The docked GoGear is still consuming battery. Power it off if you don't use the player.

- 2 Insert a dock adapter corresponding to the portable player you use.



- To connect with a different iPod/GoGear portable player; pop up the corresponding dock adapter and replace with a new one of the matching type.



Playing an iPod/GoGear portable player through the MCM276R Micro Hi-Fi System

- 1 Correctly dock your GoGear or iPod portable player in the cradle. Make sure the dock adapter is compatible.
- Make sure that you have powered on Philips GoGear before selecting DOCK source.
→ On the display, "GoGear" is displayed if Philips GoGear is connected, or "iPod" is displayed if iPod is connected.
- 2 Press **SOURCE** on the front panel of the MCM276R Micro Hi-Fi System repeatedly or **DOCK** on the remote to select DOCK source.
- 3 Playback starts automatically. You can select available features (such as play/pause, skip track, fast forward/backward) during playback.

Charging iPod battery using the dock (GoGear charging not supported)

- In DOCK mode, directly dock your iPod portable player on the cradle for charging.

PHILIPS CONSUMER ELECTRONICS NORTH AMERICA
P.O. Box 671539, Marietta, GA. 30006-0026
Meet Philips at the Internet
<http://www.philips.com>
<http://www.philips.com/usasupport>



Notes for iPod connection

1. The docking entertainment system is compatible with all the existing Apple iPod models with 30-pin connector.
2. Four adaptors are included to fit different iPod models including iPod touch (8GB, 16GB), iPod classic (80GB, 160GB), iPod nano 3rd generation (4GB, 8GB), iPod the 5th generation (30GB, 60GB, 80GB), iPod nano 2nd generation (2GB, 4GB, 8GB) and iPod nano 1st generation (1GB, 2GB, 4GB).

Remarques relatives à la connexion d'un iPod

1. La station d'accueil pour baladeur est compatible avec tous les modèles d'iPod Apple existants avec connecteur 30 broches.
2. Inclus: quatre adaptateurs pour les différents modèles d'iPod, notamment iPod touch (8 Go, 16 Go), iPod classic (80 Go, 160 Go), iPod nano 3ème génération (4 Go, 8 Go), iPod 5ème génération (30 Go, 60 Go, 80 Go), iPod nano 2ème génération (2 Go, 4 Go, 8 Go) et iPod nano 1ère génération (1 Go, 2 Go, 4 Go).

Notas acerca de la conexión del iPod

1. El sistema de base de entretenimiento es compatible con todos los modelos existentes de iPod de Apple que tengan conectores de 30 patillas.
2. Se incluyen cuatro adaptadores para que encajen los diferentes modelos de iPod, incluidos el iPod touch (8 GB, 16 GB), iPod classic (80 GB, 160 GB), iPod nano de tercera generación (4 GB, 8 GB), iPod de quinta generación (30 GB, 60 GB, 80 GB), iPod nano de segunda generación (2 GB, 4 GB, 8 GB) y iPod nano de primera generación (1 GB, 2 GB, 4 GB).