

Register your product and get support at

www.philips.com/welcome

S9H



Quick start guide

PHILIPS

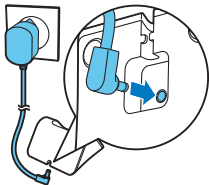
Important safety instructions




- Use only the power supply listed in the user instructions.
- Do not allow the product to come into contact with liquids.
- Risk of explosion if battery is replaced by an incorrect type.
- Dispose of used batteries according to the instructions.
- Hereby, WOOX Innovations declares that this product is in compliance with the essential requirements and other relevant provisions of Directive 1999/5/EC. You can find the Declaration of Conformity on www.p4c.philips.com.

1 Get started


Connect the charger



Charge your phone



Configure your phone

- 1 Press  until you see the Philips wordmark.
- 2 Set the language.
- 3 Set date and time.

Charge 5 hours



> 84%



36% - 52%



68% - 84%



20% - 36%



52% - 68%





< 20%

Flashing: low battery
Scrolling: charging in progress

Register additional handsets

2

You can register up to 4 additional handsets to the base station.

- 1 Select **[Menu]** >  > **[Registration]** > **[Register]**, then press **[OK]** to confirm.
- 2 Press and hold  on the base station for 5 seconds.
- 3 Enter the system PIN/passcode (0000). Press **[Clear]** to make corrections. Press **[OK]** to confirm the PIN/passcode.
 - ↳ Registration is complete in less than 2 minutes. The base automatically assigns a handset number to the handset.



Note

- If the PIN/passcode is incorrect or no base is found within a certain period, your handset displays a notification message. Repeat the above procedure if registration fails.
- The preset PIN/passcode is 0000. It cannot be changed.



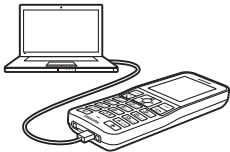
User manual



www.philips.com/support

For more information, refer to the S9/S9A user manual online.

Online



Register at www.philips.com/support to get the free Philips Phone Manager software for your computer and the latest phone software for your phone.



CE 0168

When this crossed-out wheeled bin symbol is attached to a product it means that the product is covered by the European Directive 2002/96/ EC. 2014 © WOOX Innovations Limited.

All rights reserved.

Philips and the Philips' Shield Emblem are registered trademarks of Koninklijke Philips N.V. and are used by WOOX Innovations Limited under license from Koninklijke Philips N.V.



UMS_S9H
12_EN_V3.0
WK13521