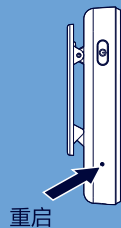


4 帮助

设备未启动



详情请参阅用户手册中的支持信息



Philips and the Philips Shield Emblem are registered trademarks of Koninklijke Philips N.V. and are used under license. This product has been manufactured by and is sold under the responsibility of MMD Hong Kong Holding Limited, or one of its affiliates, and MMD Hong Kong Holding Limited, is the warrantor in relation to this product.



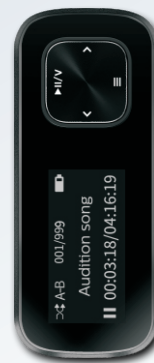
SA1102_93_UM_V1.0

PHILIPS

MP3 播放器

SA1102

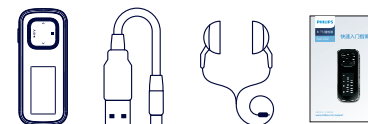
快速入门指南



注册您的产品，并在获得支持

www.philips.com/support

打开包装



背夹设计

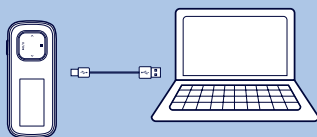
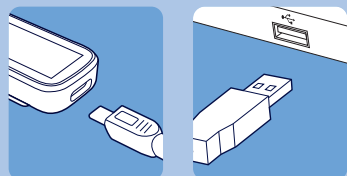


电脑规格/PC requirements

兼容/Compatible with

Windows 7/8/10/Mac OS

1 安装



2 传输

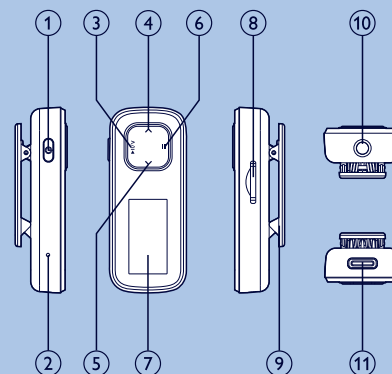


如果找不到“飞利浦”文件夹：

1. 检查电脑USB接口是否正常工作，
2. 检查电脑操作系统是否支持，
3. 拔出设备重新插入。

注：如果以上操作均无效果请联系产品售后，我们竭诚为您服务！

3 使用



- 1 长按开机。开机状态下，短按锁屏/亮屏
- 2 复位孔
- 3 播放/暂停，长按进入音量调节模式
- 4 短按下一曲，长按快进
- 5 短按上一曲，长按快退
- 6 短按返回上级菜单
在播放界面长按进入设置菜单
- 7 显示屏
- 8 卡槽
- 9 运动背夹
- 10 3.5耳机插口
- 11 充电或传输数据