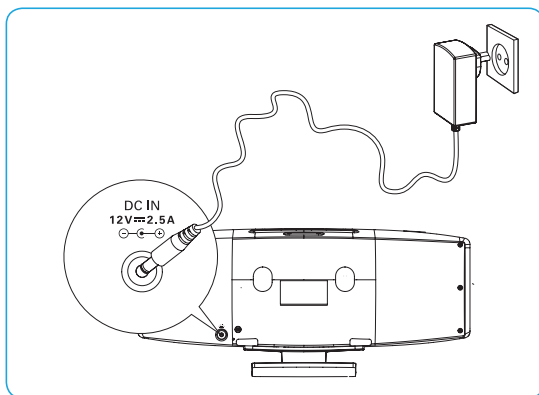


## A Connect

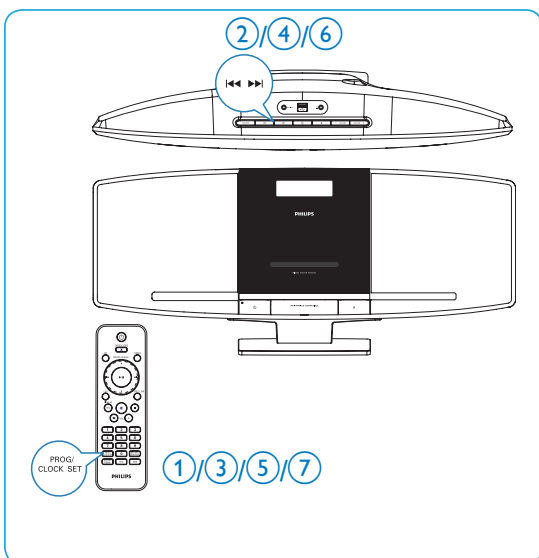


## B Set clock

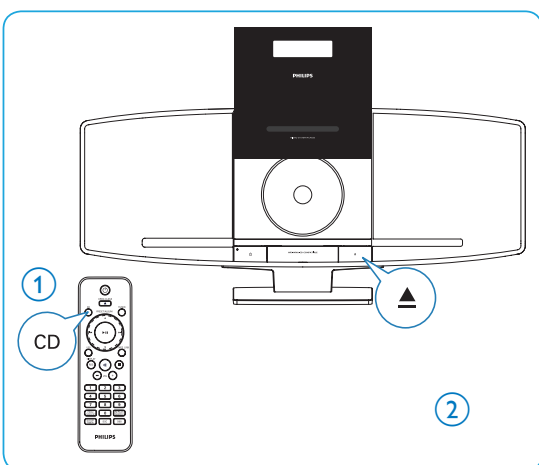
Note:

You can set the clock in the standby mode only.

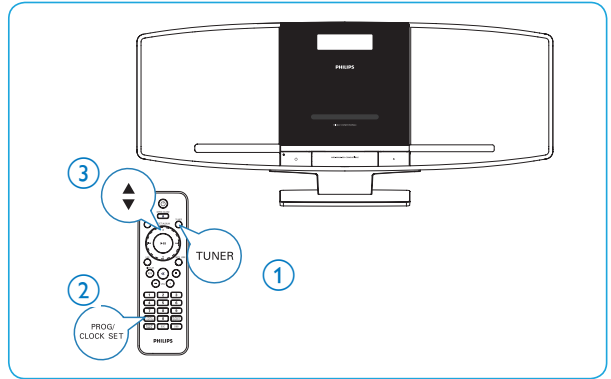
- 1 Press and hold **PROG/CLOCK SET** to enter the clock setting mode.
- 2 Press **◀▶▶▶** repeatedly to select 12 hour or 24 hour format.
- 3 Press **PROG/CLOCK SET** to confirm.
- 4 Press **◀▶▶▶** to set the hour.
- 5 Press **PROG/CLOCK SET** to confirm.
- 6 Press **◀▶▶▶** to set the minute.
- 7 Press **PROG/CLOCK SET** to confirm the clock setting.



## C Play a disc



**D** Listen to radio



**E** Play from USB

