

Register your product and get support at
www.philips.com/welcome

Multimedia Speakers
SPA7360



EN User manual

PHILIPS

FCC - Notice of compliance

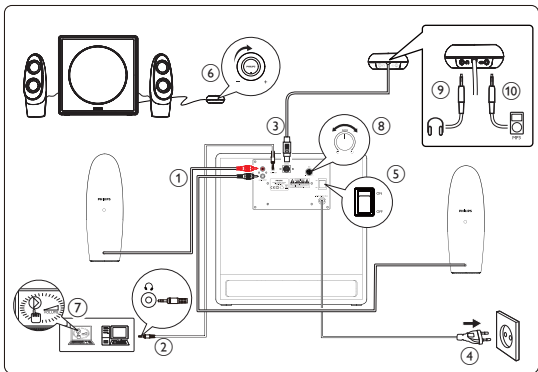
This device complies with Part 15 of the FCC Rules. Operation is subject to the following two conditions:

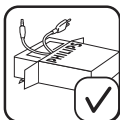
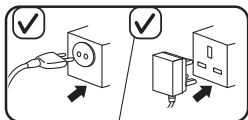
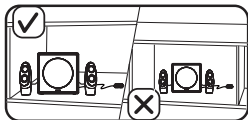
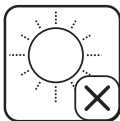
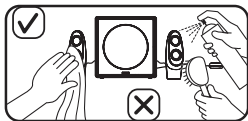
1. this device may not cause harmful interference, and
2. this device must accept any interference received, including interference that may cause undesired operation.

Note:

This equipment has been tested and found to comply with the limits for a Class B digital device, pursuant to part 15 of the FCC Rules. These limits are designed to provide reasonable protection against harmful interference in a residential installation. This equipment generates, uses, and can radiate radio frequency energy and, if not installed and used in accordance with the instruction manual, may cause harmful interference to radio communications. However, there is no guarantee that interference will not occur in a particular installation. If this equipment does cause harmful interference to radio or television reception, which can be determined by turning the equipment off and on, the user is encouraged to try to correct the interference by one or more of the following measures:

- Relocate the receiving antenna.
- Increase the separation between the equipment and receiver.
- Connect the equipment into an outlet on a circuit different from that to which the receiver is connected.
- Consult the dealer or an experienced radio/TV technician for help.





Multimedia Speakers

Warning: 1.The product shall not be exposed to dripping or splashing and that no objects filled with liquids, such as vases, shall be placed on the product. 2.To completely disconnect the power input, the mains plug of the product shall be disconnected from the mains. 3.The mains plug of the product should not be obstructed OR should be easily accessed during intended use. 4. No naked flame sources, such as lighted candles, should be placed on the products. 5.The maximum output voltage of headphone jack is equal or less than 150mV.

NOTE: Ensure that the multimedia speaker is installed properly before using.

System Requirements:

PC	Mac
Windows® 98SE, Windows® ME, Windows® 2000, Windows® XP, or Windows® Vista™, Windows 7	Mac OS9/OS® X, or later

Installation:

- 1 Connect the speaker plugs to the audio output sockets of the subwoofer: red plug to the red socket, white plug to the white plug (①).
- 2 Connect the audio input plug from the green port of the subwoofer to the corresponding port of your computer (②) .
- 3 Connect the wired remote control to the subwoofer (③).
- 4 Plug the AC plug into AC power socket (④).

- 5 Switch on the system (⑤) .
↳ The indicator on the wired remote control lights up.
- 6 Adjust the volume either by the wired remote control (⑥), the computer application or multimedia application software (⑦).
- 7 Adjust the bass (⑧).
- 8 When you have finished using the Multimedia Speakers, exit the multimedia application software and switch off the system.

Optional function:

- 9 Connect the headphone cable to wired remote control (⑨).
 - 10 Connect the MP3 source cable to wired remote control (⑩).
- Unplug the MP3 source cable if you like to enjoy the sound source from the green port (audio input) of the subwoofer.



Your product is designed and manufactured with high quality materials and components, which can be recycled and reused. Please inform yourself about the local separate collection system for electrical and electronic products, including those marked by the crossed-out wheel bin symbol. Please act according to your local rules and do not dispose of your old products with your normal household waste.



© 2011 Koninklijke Philips Electronics N.V. All rights reserved.

Служба підтримки споживачів

тел.: 0-800-500-697

(дзвінки зі стаціонарних телефонів на території України
безкоштовні)

для більш детальної інформації завітайте на
<http://www.philips.ua>

Компанія Philips встановлює строк служби на
даний виріб – не менше 3 років

V1.0

