

Always there to help you

Register your product and get support at
www.philips.com/support

Question?
Contact
Philips



Short User Manual 简明用户手册

PHILIPS



2014 © WOOX Innovations Limited.
All rights reserved.
Philips and the Philips' Shield Emblem are registered trademarks
of Koninklijke Philips N.V. and are used by WOOX Innovations
Limited under license from Koninklijke Philips N.V.

AJ7400_93_Short User Manual_V3.0



English

Safety

AJ7400

Important Safety Instructions

- Read these instructions.
- Keep these instructions.
- Heed all warnings.
- Follow all instructions.
- Do not use this apparatus near water.
- Clean only with dry cloth.
- Do not block any ventilation openings. Install in accordance with the manufacturer's instructions.
- Do not install near any heat sources such as radiators, heat registers, stoves, or other apparatus (including amplifiers) that produce heat.
- Protect the power cord from being walked on or pinched, particularly at plugs, convenience receptacles, and the point where they exit from the apparatus.
- Only use attachments/accessories specified by the manufacturer.
- Use only with the cart, stand, tripod, bracket, or table specified by the manufacturer or sold with the apparatus. When a cart is used, use caution when moving the cart/apparatus combination to avoid injury from tip-over.



- Unplug this apparatus during lightning storms or when unused for long periods of time.
- Refer all servicing to qualified service personnel. Servicing is required when the apparatus has been damaged in any way, such as power-supply cord or plug is damaged, liquid has been spilled or objects have fallen into the apparatus, the apparatus has been exposed to rain or moisture, does not operate normally, or has been dropped.
- Battery usage CAUTION – To prevent battery leakage which may result in bodily injury, property damage, or damage to the unit:
 - Install all batteries correctly, + and - as marked on the unit.
 - Do not mix batteries (old and new or carbon and alkaline, etc.).
 - Remove batteries when the unit is not used for a long time.
- Apparatus shall not be exposed to dripping or splashing.
- Do not place any sources of danger on the apparatus (e.g. liquid filled objects, lighted candles).
- Where the MAINS plug or an appliance coupler is used as the disconnect device, the disconnect device shall remain readily operable.

Warning

- Never remove the casing of this apparatus.
- Never lubricate any part of this apparatus.
- Never place this apparatus on other electrical equipment.
- Keep this apparatus away from direct sunlight, naked flames or heat.
- Ensure that you always have easy access to the power cord, plug or adaptor to disconnect the apparatus from the power.
- Use only power supplies listed in the user manual.

Notice

Any changes or modifications made to this device that are not expressly approved by WOOX Innovations may void the user's authority to operate the equipment. Philips and the Philips' Shield Emblem are registered trademarks of Koninklijke Philips N.V. and are used by WOOX Innovations Limited under license from Koninklijke Philips N.V. Specifications are subject to change without notice. WOOX reserves the right to change products at any time without being obliged to adjust earlier supplies accordingly.

Disposal of your old product

Your product is designed and manufactured with high quality materials and components, which can be recycled and reused.

Do not throw away the product with the normal household waste at the end of its life, but hand it in at an official collection point or recycling. By doing this, you help to preserve the environment.



"Made for iPod," "Made for iPhone," and "Made for iPad" mean that an electronic accessory has been designed to connect specifically to iPod, iPhone, or iPad, respectively, and has been certified by the developer to meet Apple performance standards. Apple is not responsible for the operation of this device or its compliance with safety and regulatory standards. Please note that the use of this accessory with iPod, iPhone, or iPad may affect wireless performance. iPod and iPhone are trademarks of Apple Inc., registered in the U.S. and other countries. iPad is a trademark of Apple Inc.

Bluetooth

The Bluetooth® word mark and logos are registered trademarks owned by Bluetooth SIG, Inc. and any use of such marks by WOOX Innovations is under license.

Class II equipment symbol:



CLASS II apparatus with double insulation, and no protective earth provided.

Note

- The type plate is located on the bottom of the unit.

中文简体

安全

重要安全说明

- 阅读这些说明。
- 保留这些说明。
- 注意所有警告。
- 遵循所有说明。
- 不要在靠近水的地方使用本装置。
- 只能使用干布进行清洁。
- 不要堵塞任何通风口。按照制造商的说明进行安装。
- 不要在任何热源附近安装，如散热器、蓄热器、炉具或其它发热设备（包括功放器）。
- 防止电源线被踩踏或挤压，特别是在插头、电源插座和设备电源线出口位置。
- 仅使用制造商指定的附件/配件。
- 仅使用制造商指定或随设备销售的手推车、支座、三脚架、支架或桌台。使用手推车时，请小心移动载有产品的手推车，以避免翻倒造成伤害。
- 在雷电天气期间或长期不用的情况下，请拔下本装置的电源插头。
- 所有维修均应由合格的维修人员来执行。本装置有任何损坏时，如电源线或插头损坏，液体泼溅到或物体跌落到装置上，装置淋雨或受潮，无法正常运行，或者跌落，均需要进行维修。



- 电池使用注意事项 – 为防止电池泄漏而造成人身伤害、财产损失或装置损坏，请：
 - 按照装置上标明的 + 极和 - 极，正确安装所有电池。
 - 请勿混合使用电池（旧电池与新电池或碳电池与碱性电池，等等）。
 - 若打算长期不用本装置，应取出电池。
- 切勿将本装置置于漏水或溅水环境下。
- 不要将任何危险源放在本装置上（例如装有液体的物体、点燃的蜡烛）。
- 将电源插头或产品耦合器用作断开设备时，该断开设备可以随时使用。

警告

- 切勿拆下本产品的外壳。
- 切勿润滑本装置的任何部件。
- 切勿将本装置放在其它电器设备上面。
- 应让本装置远离阳光直射、明火或高温。
- 确保始终可轻易地接触到电源线、电源插头或适配器，以便于将本装置从电源上断开。
- 仅使用用户手册中列出的电源。

注意

如果用户未经 WOOX Innovations 的明确许可而擅自对此设备进行更改或修改，则可能导致其无权操作此设备。飞利浦及飞利浦盾牌标志是 Koninklijke Philips N.V. 的注册商标。经 Koninklijke Philips N.V. 许可，由 WOOX Innovations Limited 使用。规格如有更改，恕不另行通知。WOOX 保留随时更改产品的权利，而且没有义务对较早提供的产品进行相应的调整。

弃置旧产品

本产品采用可回收利用的高性能材料和组件制造而成。弃置产品时，请不要将其与一般生活垃圾一同丢弃，应将其交给政府指定的回收中心或回收。这样做有利于环保。



"Made for iPod"、"Made for iPhone" 和 "Made for iPad" 表示电子附件专为连接 iPod、iPhone 或 iPad 而设计，并经开发人员认证，符合 Apple 性能标准。Apple 对该设备的操作及其是否符合安全和法规标准不负任何责任。请注意，通过 iPod、iPhone 或 iPad 使用该配件可能影响无线性能。iPod 和 iPhone 是 Apple Inc. 在美国和其它国家/地区注册的商标。iPad 是 Apple Inc. 的商标。

Bluetooth

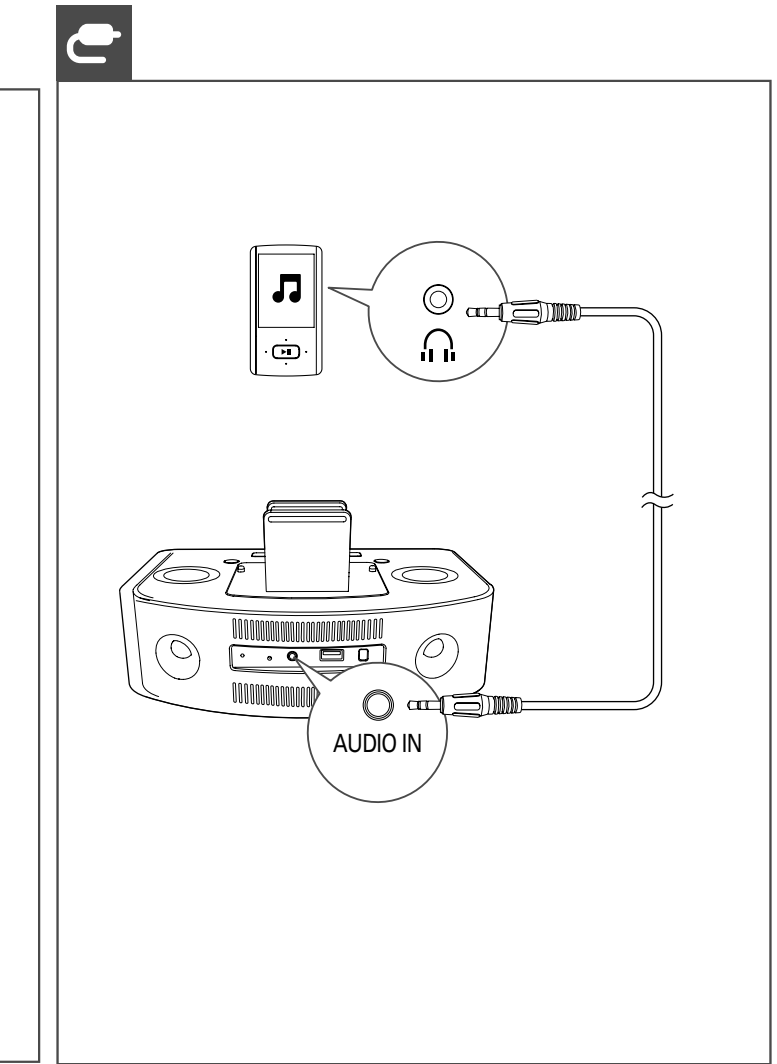
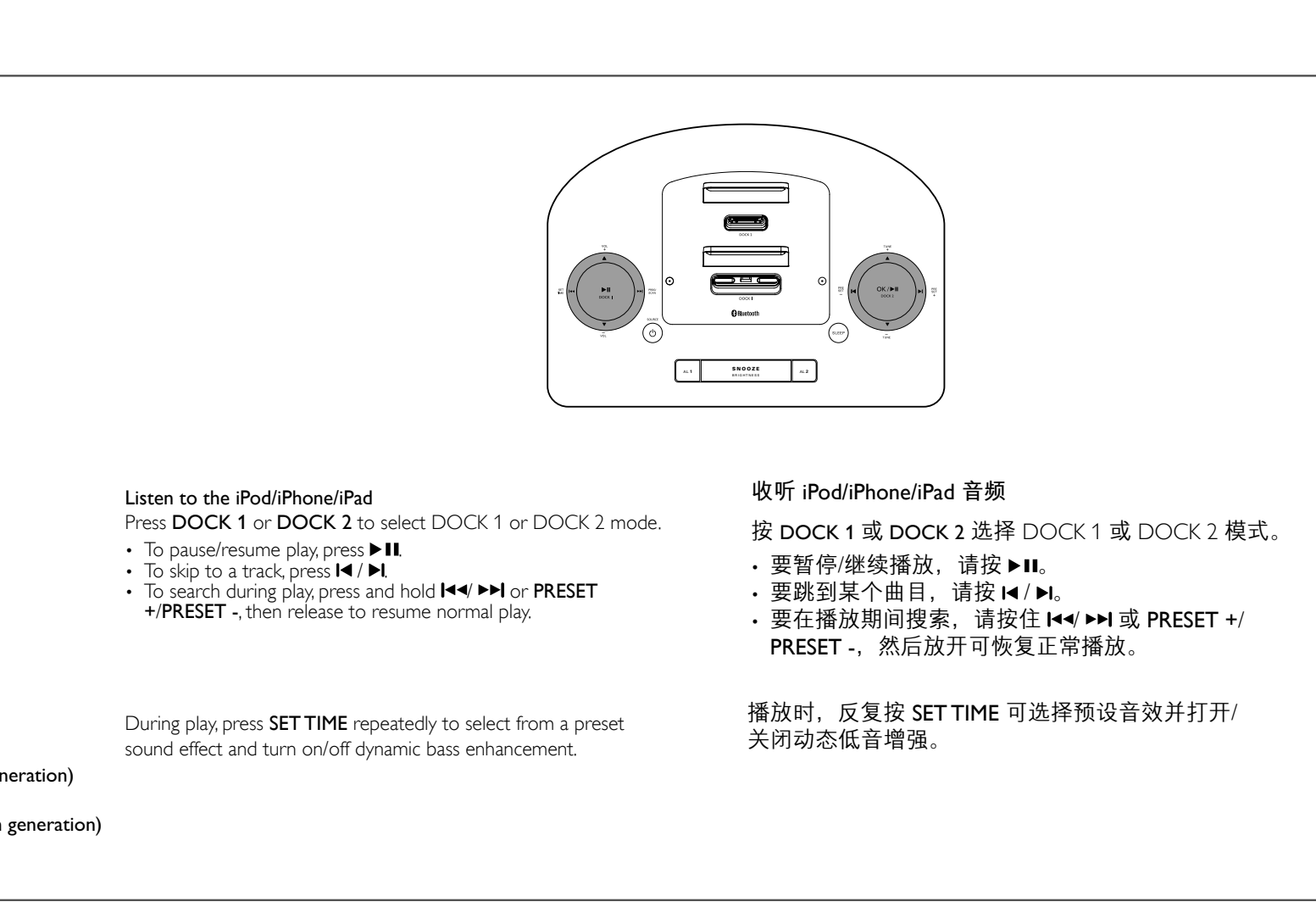
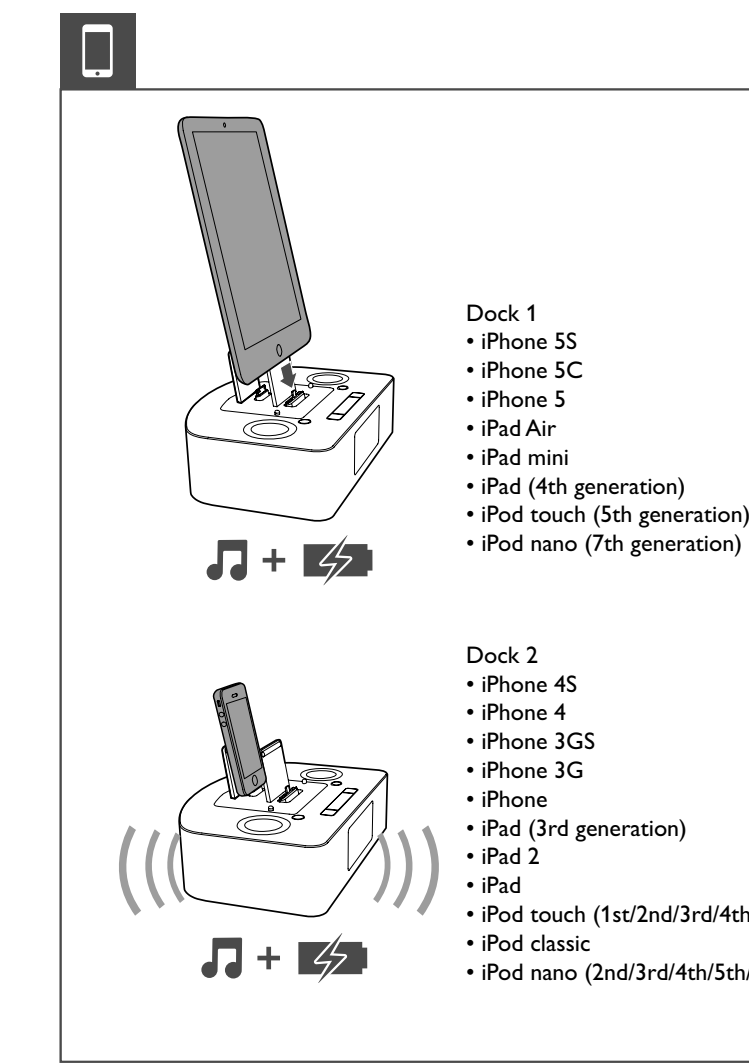
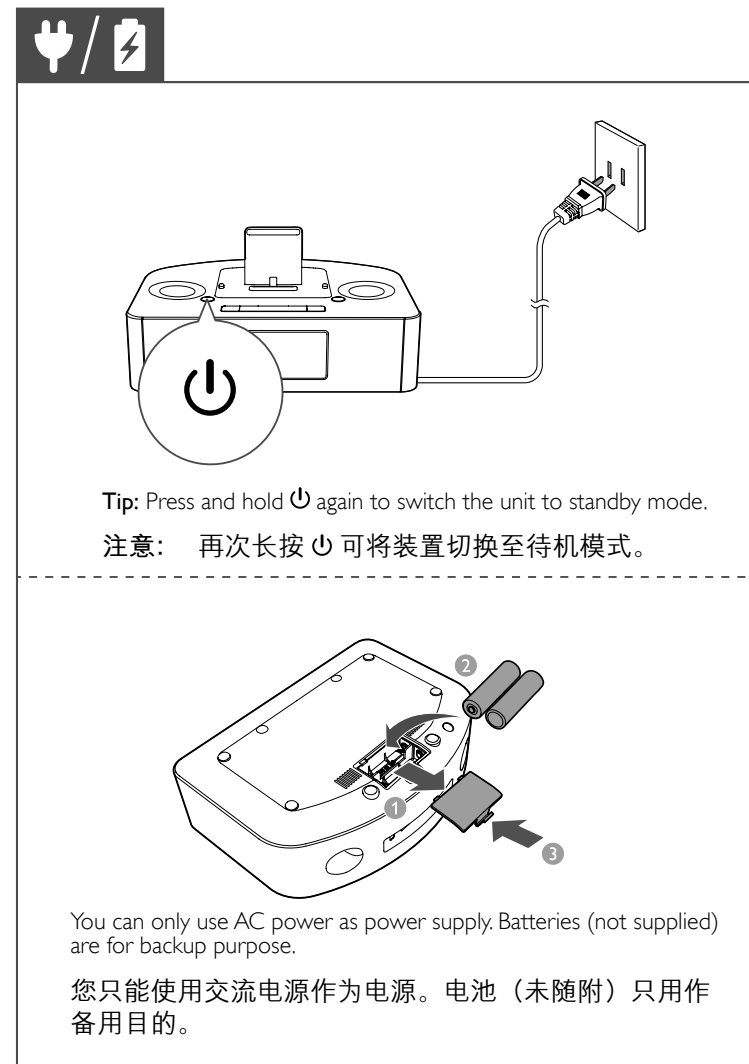
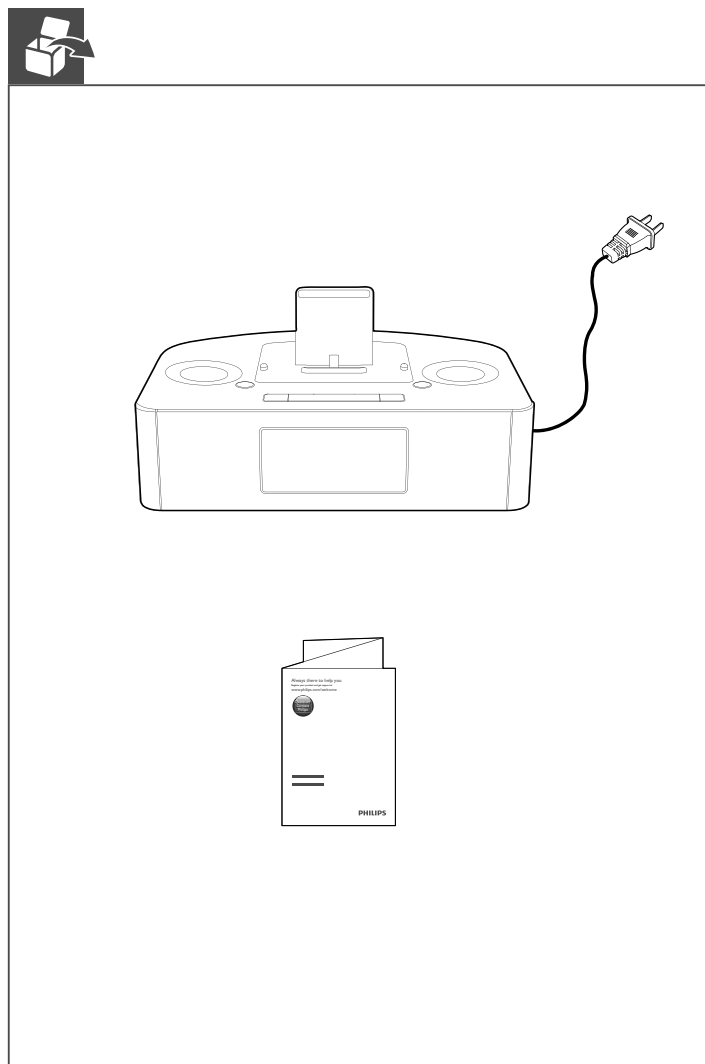
蓝牙® 字样和徽标均为 Bluetooth SIG, Inc. 所有。WOOX Innovations 对这些字样和徽标的任何使用均属合法。

II 类设备符号:

具有双重绝缘的 II 类设备，不提供保护接地。

注

- 型号铭牌位于本装置的底部。



BT

- Press **SOURCE** repeatedly to select the Bluetooth source.
→ The Bluetooth indicator flashes blue.
- Enable Bluetooth on your mobile device.
- Search for Bluetooth devices that can be paired, then select Philips AJ7400 to start pairing and connection.
- Play music on your Bluetooth-enabled device through the unit.

- 反复按 **SOURCE** 可选择蓝牙来源。
→ 蓝牙指示灯呈蓝色闪烁。
- 激活移动设备上的蓝牙功能。
- 搜索可供配对的蓝牙设备，然后选择 'Philips AJ7400' 开始配对连接。
- 通过本装置播放蓝牙设备上的音乐

Store FM radio stations automatically
In the tuner mode, press and hold **PROG** for more than 3 seconds to activate automatic program mode.

自动存储 FM 电台
在调谐器模式下，按住 **PROG** 超过 3 秒钟可启用自动设定模式。

Store FM radio stations manually
1 Tune to a radio station.
2 Press **PROG** to activate the program mode.
3 Press **◀/▶** to select a number.
4 Press **OK** to confirm.
5 Repeat the above steps to program other stations.

手动存储 FM 电台
1 调谐至电台。
2 按 **PROG** 激活设定模式。
3 按 **◀/▶** 选择编号。
4 按 **OK** 确认。
5 重复上述步骤编程其它电台。

Select a preset radio station
Press **◀/▶** to select a preset number.

选择预设电台
按 **◀/▶** 选择预设编号。

- In standby mode, press and hold **SET TIME** for 3 seconds.
- Press **TUNE+/TUNE-** to select the 12/24 hour format.
- Press **OK** to confirm.
- Press **TUNE+/TUNE-** to set the hour.
- Press **OK** to confirm.
- Repeat steps 4-5 to set the minute, day, month, and year.

- 在待机模式下，按住 **SET TIME** 3 秒钟。
- 按 **TUNE+** 或 **TUNE-** 可选择 12/24 小时格式。
- 按 **OK** 确认。
- 按 **TUNE+** 或 **TUNE-** 以设置小时。
- 按 **OK** 确认。
- 重复步骤 4-5 可设置分钟、日、月和年。

SLEEP

When the system is turned on, press it to select the sleep timer period. When [OFF] is displayed, the sleep timer is deactivated.

SLEEP

系统打开后，按下可选择定时关机时段。显示 [OFF] (关) 时，表明定时关机已被禁用。

120 → 90 → 60 → 45 → 30 → 15

- Press and hold **AL 1/AL 2** for 3 seconds.
- Press **TUNE+/TUNE-** to set the hour.
- Press **OK** to confirm.
- Repeat steps 2-3 to set the minute, select when to ring the alarm (everyday in a week, workdays only, or weekend only), choose alarm sound source, and set alarm volume.

- 按住 **AL 1** 或 **AL 2**。
- 反复按 **TUNE+/TUNE-** 设置小时。
- 按 **OK** 确认。
- 重复步骤 2-3 可设置分钟、选择何时响铃（一周的每一天、仅工作日、仅周末）、选择闹钟声源和闹钟音量。

Icons showing: reading manual, no disposal in trash, no use of tools, no use of sharp objects, no use of open flame, no use of water, no use of high heat, no use of magnets.

To download the full user manual, visit www.philips.com/support.

要下载完整用户手册，请访问 www.philips.com/support。

Specifications

Amplifier

Total output power	8 W
Frequency Response	80 Hz -16 kHz, ±3dB
Signal to Noise Ratio	≥ 67dB
Aux Input (Audio in)	0.6 V RMS 20kohm

Speakers

Speaker Impedance	4 ohm
Speaker Driver	57 mm
Sensitivity	>84dB/mW

Bluetooth

Bluetooth Version	V2.1 + EDR
Bluetooth Frequency Band	2.4 GHz ~ 2.48 GHz ISM Band
Bluetooth Range	10 m (free space)

FM

Tuning Range	FM 87.5 - 108 MHz
Tuning grid	50 KHz
- Mono, 26dB quieting sensitivity	<22 dBf
- Stereo, 46dB quieting sensitivity	<51 dBf
Search Sensitivity	<41 dBf
Total Harmonic Distortion	<2%
Signal to Noise Ratio	>45 dB

General information

AC power	100-240V~, 50/60 Hz
Operation Power Consumption	44 W
Standby Power Consumption (clock display)	<1 W
Dimensions	
- Main Unit (W x H x D)	260 x 138 x 185 mm
Weight (Main unit, without packing)	1.13 kg

规格

功放器

总输出功率	8 瓦
频率响应	80 赫兹 -16 千赫, ±3dB
信噪比	> 67dB
Aux 输入 (音频输入)	0.6 伏 RMS 20 千欧

扬声器

扬声器阻抗	4 欧姆
扬声器驱动器	57 毫米
灵敏度	>84dB/mW

蓝牙

蓝牙版本	V2.1 + EDR
蓝牙频段	2.4 GHz ~ 2.48 GHz ISM 频段
蓝牙工作范围	10 米 (开阔空间)

FM

调谐范围	FM 87.5 - 108 兆赫
调谐栅	50 千赫
- 单声道, 26dB 静噪灵敏度	<22 dBf
- 立体声, 46dB 静噪灵敏度	<51 dBf
搜索灵敏度	<41 dBf
总谐波失真	<2%
信噪比	>45 dB

一般信息

交流电源	约 100-240 伏, 50/60 赫兹
操作功耗	44 瓦
待机功耗 (时钟显示)	<1 瓦
尺寸	
- 主装置 (宽 x 高 x 厚)	260 x 138 x 185 毫米
重量 (主装置, 不带包装)	1.13 千克

部件名称 Name of the Parts	有毒有害物质或元素 Hazardous/toxic Substance					
	铅 (Pb, Lead)	汞 (Hg, Mercury)	镉 (Cd, cadmium)	六价铬 (Chromium 6+)	多溴联苯 (PBB)	多溴二苯醚 (PBDE)
Housing 外壳	o	o	o	o	o	o
Loudspeakers 喇叭单元	o	o	o	o	o	o
PWBs 电路板组件	x	o	o	o	o	o
Accessories (cables, 连接线)	x	o	o	o	o	o

本表格依据 SJ/T 11364 的规定编制。
The table is compiled according to SJ/T 11364.

o: 表示该有毒有害物质在该部件所有均质材料中的含量均在 GB/T 26572 标准规定的限量要求以下。
o: Indicates that this toxic or hazardous substance contained in all of the homogeneous materials for this part is below the limit requirement in GB/T 26572.

x: 表示该有毒有害物质至少在部件的某一均质材料中的含量超出 GB/T 26572 标准规定的限量要求。
x: Indicates that this toxic or hazardous substance contained in at least one of the homogeneous materials used for this part is above the limit requirement in GB/T 26572.

10 环保使用期限 Environmental Protection Use Period
This logo refers to the period (10 years)

电子信息产品中含有的有毒有害物质或元素在正常使用的条件下不会发生外泄或突变，电子信息产品用户使用该电子信息产品不会对环境造成严重污染或对其人身、财产造成严重损害的期限。

This logo refers to the period (10 years) during which the toxic or hazardous substances or elements contained in electronic information products will not leak or mutate so that the use of these [substances or elements] will not result in any severe environmental pollution, any bodily injury or damage to any assets.