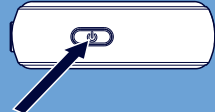


# 4

## 帮助

设备未启动



长按8秒重启

详情请参阅用户手册中的支持信息



Philips and the Philips Shield Emblem are registered trademarks of Koninklijke Philips N.V. and are used under license. This product has been manufactured by and is sold under the responsibility of MMD Hong Kong Holding Limited or one of its affiliates, and MMD Hong Kong Holding Limited is the warrantor in relation to this product.

SA2301\_93\_UM\_V1.0



PHILIPS

MP3播放器

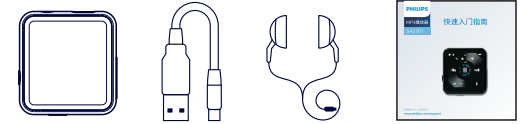
SA2301

## 快速入门指南



注册您的产品，并在获得支持  
[www.philips.com/support](http://www.philips.com/support)

## 打开包装



### 背夹设计



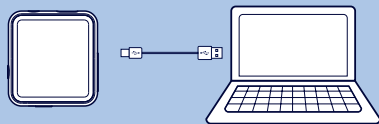
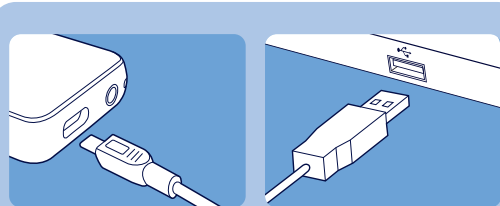
### 电脑规格/PC requirements

兼容/Compatible with

Windows 7/8/10/Mac OS

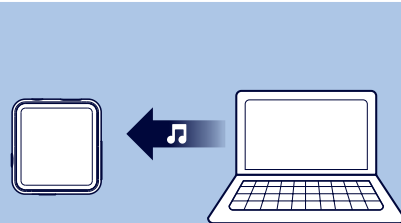
# 1

## 安装



# 2

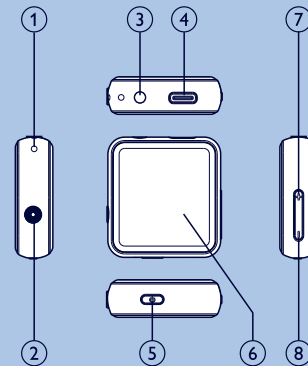
## 传输



如果找不到“飞利浦”文件夹：  
1. 检查电脑USB接口是否正常工作，  
2. 检查电脑操作系统是否支持，  
3. 拔出设备重新插入。  
注：如果以上操作均无效请联系产品售后，我们竭诚为您服务！

# 3

## 使用



- |   |   |
|---|---|
| ① | 挂绳孔   |
| ② | 录音键   |
| ③ | 3.5耳机插口   |
| ④ | 充电或传输数据   |
| ⑤ | 长按开机关机，开机状态下，短按锁屏/亮屏                              |
| ⑥ | 触摸屏<br>全屏单点触摸操作，直接点按所需要菜单就可进入；<br>屏幕向左滑动为返回上一级界面。 |
| ⑦ | 音量加   |
| ⑧ | 音量减   |