

Always there to help you

Register your product and get support at  
[www.philips.com/support](http://www.philips.com/support)

Question?  
Contact  
Philips

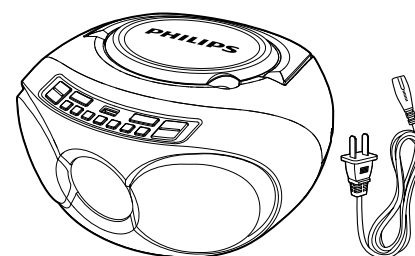


EN Quick Start Guide

ZH-TW 快速入門指南

AZ318

PHILIPS

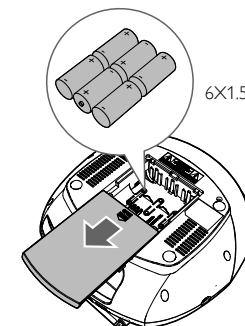
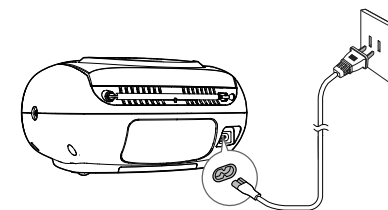


EN

To download the full user manual, visit [www.philips.com/support](http://www.philips.com/support).

ZH-TW

若要下載完整的使用手冊，請造訪 [www.philips.com/support](http://www.philips.com/support)。



6X1.5V R14/UM2/C CELL

EN

To play with the device, you can use either alkaline battery (R14) or AC power.

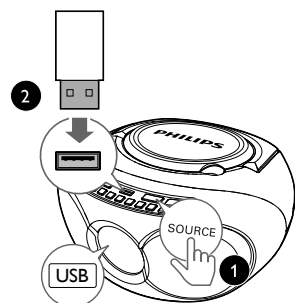
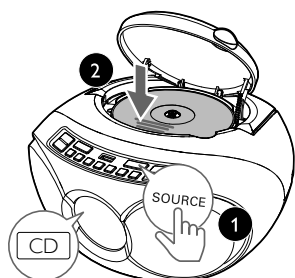
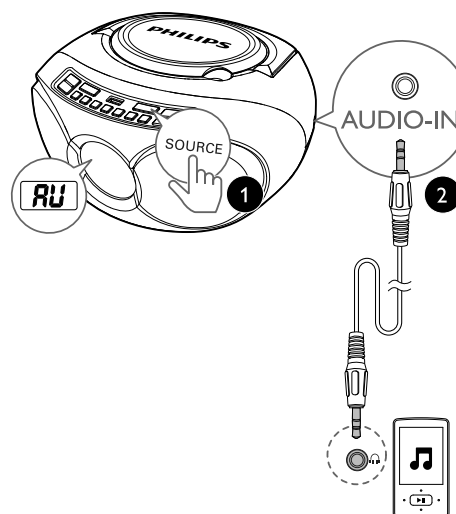
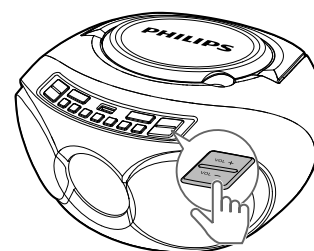
ZH-TW

您可以使用 AC 電源或電池為此裝置供電。



This product has been manufactured by, and is sold under the responsibility of Gibson Innovations Ltd., and Gibson Innovations Ltd. is the warrantor in relation to this product. Philips and the Philips Shield Emblem are registered trademarks of Koninklijke Philips N.V. and are used under license.

AZ318\_96\_Short User Manual\_V1.0



EN Program tracks

ZH-TW 編排曲目



EN

In CD mode, you can control play through the following operations.

⏮ / ⏭	Press and hold to fast-forward or fast-reverse the track during playback, then release to resume play.
▶	Start or pause play.
■	Stop play.
ALB/PRE+/ALB/PRE-	Skip the the previous or next album.
MODE	Select the play mode(repeat play or shuffle play).

Note: Only [REP] and [REP ALL] be selected when you play the programmed tracks.

ZH-TW

在 CD/USB 模式中，您可以透過下列操作控制播放。

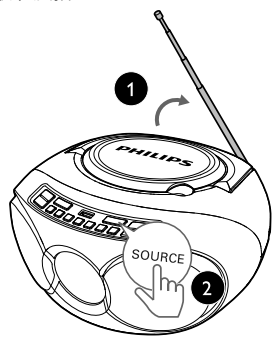
⏮ / ⏭	按住即可在播放時快速前進或快速倒轉曲目，放開即可恢復播放。
▶	開始或暫停播放。
■	停止播放。
ALB/PRE+/ALB/PRE-	跳至上一張或下一張 MP3 專輯。
MODE	選擇播放模式(重複播放或隨機播放)

備註：當您播放編排的曲目時，僅可選擇 [REP] 及 [REP ALL]。

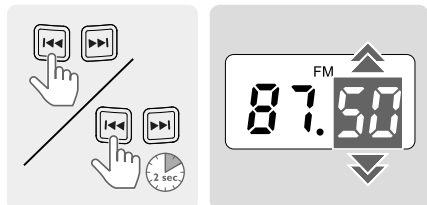


EN Tune to a radio station

ZH-TW 收聽廣播




3



EN Store FM radio stations automatically

ZH-TW 自動編排廣播電台



EN Store FM radio stations automatically

ZH-TW 手動編排廣播電台



EN Specifications

Amplifier	
Rated Output Power	3 W
Frequency Response	63 Hz - 20000 Hz , +/-3 dB
Signal to Noise Ratio	>72 dBA
Total Harmonic Distortion	<1 %
Disc	
Audio DAC	24 Bits, 44.1 kHz
Frequency Response	63Hz - 20000 Hz , +/-3 dB
Tuner	
Tuning Range	FM: 87.5 - 108 MHz
Tuning grid	50 KHz
Preset stations	20
General	
Power supply	
- AC Power	100 - 120 V ~ , 50/60 Hz
- Battery	DC 9V , 6 x 1.5 V R14/UM2/C Cell
Standby Power Consumption	< 0.5 W
Dimensions	
- Main Unit (W x H x D)	253 x 124 x 232 mm
Weight	
- Main Unit	1.08 kg
- With Packing	1.62 kg

ZH-TW 規格

擴音機	
總輸出功率	3 W
頻率響應	63 Hz - 20000 Hz , +/-3 dB
訊噪比	≥ 72 dBA
總諧波失真	< 1%
光碟	
音訊 DAC	24 Bits , 44.1 kHz
頻率響應	63Hz - 20000 Hz , +/-3 dB
調諧器 (FM)	
調諧範圍	87.5- 108 MHz
變更調柵	50 KHz
預設電台	20
一般	
電源供應	
- AC 電源	100 - 120 V ~ , 50/60 Hz
- 電池	DC 9V , 6 x 1.5 V R14/UM2/C Cell
節能待機耗電量	<0.5 W
尺寸	
- 主裝置 (寬 x 高 x 深)	253 x 124 x 232 公釐
重量	
- 主裝置	1.08 公斤
- 含包裝	1.62 公斤

EN

## 1 Safety



This 'bolt of lightning' indicates uninsulated material within your unit may cause an electrical shock. For the safety of everyone in your household, please do not remove product covering. The 'exclamation point' calls attention to features for which you should read the enclosed literature closely to prevent operating and maintenance problems.

WARNING: To reduce the risk of fire or electric shock, this apparatus should not be exposed to rain or moisture and objects filled with liquids, such as vases, should not be placed on this apparatus.

CAUTION: To prevent electric shock, match wide blade of plug to wide slot, fully insert.

Warning

- Never remove the casing of this apparatus.
- Never lubricate any part of this apparatus.
- Never look into the laser beam inside this apparatus.
- Never place this apparatus on other electrical equipment.
- Keep this apparatus away from direct sunlight, naked flames or heat.
- Ensure that you always have easy access to the power cord, plug or adaptor to disconnect the apparatus from the power.

- The device shall not be exposed to dripping or splashing.
- Do not place any source of danger on the device (e.g. liquid filled objects, lit candles).
- Where the MAINS plug or an appliance coupler is used as the disconnect device, the disconnect device shall remain readily operable.
- Make sure that there is enough free space around the product for ventilation.
- Battery usage CAUTION – To prevent battery leakage which may result in bodily injury, property damage, or damage to the unit:
  - Install all batteries correctly, + and - as marked on the unit.
  - Batteries (packed or installed) shall not be exposed to excessive heat such as sunshine, fire or the like.
  - Remove batteries when the unit is not used for a long time.
- Only use attachments/accessories specified by the manufacturer.

Caution

- Use of controls or adjustments or performance of procedures other than herein may result in hazardous laser exposure or other unsafe operation.

## 2 Notice

Any changes or modifications made to this device that are not expressly approved by Gibson Innovations may void the user's authority to operate the equipment

## Care of the environment

Disposal of your old product

Your product is designed and manufactured with high quality materials and components, which can be recycled and reused.



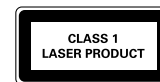
Do not throw away the product with the normal household waste at the end of its life, but hand it in at an official collection point or recycling. By doing this, you help to preserve the environment.

Environmental information

All unnecessary packaging has been omitted. We have tried to make the packaging easy to separate into three materials: cardboard (box), polystyrene foam (buffer) and polyethylene (bags, protective foam sheet.)

Your system consists of materials which can be recycled and reused if disassembled by a specialized company. Please observe the local regulations regarding the disposal of packaging materials, exhausted batteries and old equipment.

This apparatus includes these labels:



Class II equipment symbol



This symbol indicates that the apparatus has a double insulation system.

Note

- The type plate is located on the bottom of the apparatus.

ZH-TW

## 1 安全

了解這些安全符號



此「閃電」表示產品內部的非絕緣材質可能導致電擊。為保障家中所有人員的安全，請勿拆卸產品外殼。對於以「驚嘆號」提醒您注意的功能，應仔細閱讀隨附的說明文字，避免發生操作及維修問題。

警告：為降低火災與觸電的危險，您應避免讓本產品暴露在雨水或濕氣中，並且請勿在本產品上放置花瓶等裝有液體之物品。

警告：為避免觸電，請將插頭較寬的接腳插入較寬的插孔中，並確定完全插入。

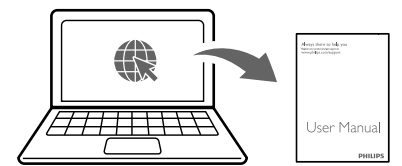


EN

To download the full user manual, visit [www.philips.com/support](http://www.philips.com/support).

ZH-TW

若要下載完整的使用手冊，請造訪 [www.philips.com/support](http://www.philips.com/support)。



警告

- 請勿打開產品外殼。
- 請勿在本產品的任何部位使用潤滑油。
- 請勿直視本產品內的雷射光。
- 請勿將本產品放置在其他電器上。
- 請勿讓本產品直接曝曬於陽光下，或靠近未隔離的火燄或熱源。
- 請確認電源線、插頭或變壓器位於容易取得的地方，以方便中斷產品電源。

- 請勿將裝置置於滴水或澆水的環境。
- 請勿在裝置上放置危險物品 (如盛裝液體的容器、點燃的蠟燭等)。
- 當電源插頭或產品連接器作為中斷連接裝置時，中斷連接裝置應保持隨時可操作。
- 請確認產品周圍有足夠空間以保持通風。
- 電池使用注意事項 — 為防止電池滲漏導致人身傷害、財物受損或產品損壞：
  - 請依照產品上標示的 + 與 - 極正確安裝所有電池。
  - 請勿讓電池 (套組或安裝在內) 暴露在過熱溫度下，例如日照或火焰等。
  - 若產品長時間不使用時，請將電池取出。
- 僅使用原廠指定的附件/配件。

注意

- 使用本手冊以外的方法來控制、調校或不按順序操作，可能會導致危險雷射外洩或造成其他不安全的操作。

## 2 注意

未經 Gibson Innovations 明示核可即變更或修改本裝置，可能導致使用者操作設備的授權失效。

舊產品的處置

您的產品是使用高品質材質和元件所設計製造，可回收和重複使用。

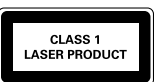
本產品使用壽命結束時，請勿與一般家庭廢棄物一併丟棄。請將該產品送至政府指定的回收點或進行回收。此舉能為環保盡一份心力。



環境保護資訊

所有非必要之包裝材料均已省略。我們嘗試讓包裝可以輕易拆解成三種材質：厚紙板 (外盒)、紙漿 (防震) 以及聚乙烯 (包裝袋、保護性泡棉膠紙)。

產品本身含有可回收並重複使用的材質，但是需由專業公司拆解。請根據地方法規丟棄包裝材料、廢電池和舊器材。本產品含有以下標籤：



Class II 設備符號



此符號表示產品具有雙絕緣系統。

備註

- 機型牌位於產品底部。