



Philips Azur
Steam iron

Steam 50g/min; 200g steam boost

SteamGlide Plus soleplate
Safety Auto Off
2600 Watts

GC4860/27

Designed for perfection

Iron with powerful steam performance

This new Philips Azur iron comes with an optimal design and weight to maneuver the iron easily over the garment, even into the hard to reach areas. Together with its powerful steam performance it gives you all you need for perfect results.

Easy gliding on all fabrics

- SteamGlide Plus: perfect mix between gliding and stretching

Safe ironing

- Iron switches off automatically when left unattended

Easily removes creases

- Steam output of up to 50 g/min for better crease removal
- 2600 W for quick heat up and powerful performance
- 200 g steam boost for the most stubborn creases

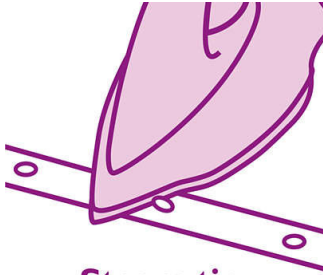
Designed for perfect results

- Optimal design to manoeuvre the iron easily over the garment
- Lightweight to move the iron easily on and off the board
- Steam tip allows you to have steam in hard-to-reach areas
- Sideways opening filling door

PHILIPS

Highlights

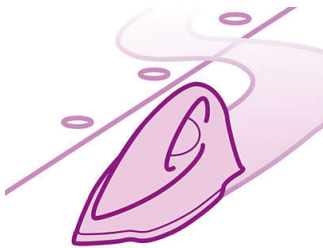
Steam tip



Steam tip

The unique steam tip of this Philips iron, combines a particularly pointed front of the soleplate with special elongated steam slots in the tip, to reach right into the smallest and most difficult areas for the best ironing results.

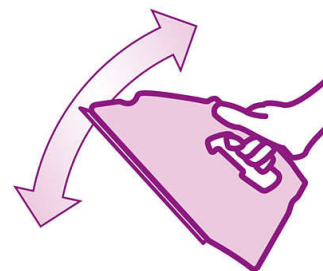
Easy to handle



Easy to handle

The Philips steam iron is designed to manoeuvre it easily over the garment and enabling you to reach easily even the hardest to reach areas.

Lightweight iron



The iron has an optimal weight of 1.6kg making it easy to constantly place the iron on the board and back to its heelrest.

2600 W for quick heat up

**2600 W
max**

2600 W for quick heat up and powerful performance.

Steam up to 50 g/min



50 g

Continuous steam output of up to 50 g/min gives you the perfect amount of steam to efficiently remove all creases.

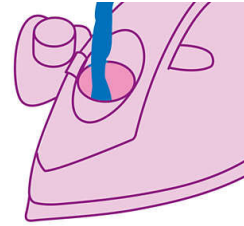
200 g steam boost



200 g boost

Applying the steam boost will release a steam shot up to 200 g to remove even the toughest creases

Easy filling



**Sideways
opening**

Sideways opening filling door

Automatic shut-off



The iron shuts off automatically when left unattended. If it is left on it's heelrest it will switch off in 8 minutes. When left on the soleplate or on the side, it only takes 30 seconds before the iron shuts off.

SteamGlide Plus soleplate



For the best results you need a soleplate that has the optimal balance between gliding and stretching. This is offered through SteamGlide Plus with its easy glide zone and perfect stretch zone.

Specifications

Easy to use

- Filling and emptying water: Sideways opening door
- Water tank capacity: 350 ml
- Safety auto off
- Soft grip
- Drip stop
- Cord storage: Cord clip
- Power cord length: 2.5 m
- Fast and easy filling

- Spray
- Steam boost: 200 g
- Vertical steaming
- Ionic deep steam
- Variable steam settings
- Steam tip

Technical specifications

- Weight of iron: 1.6 kg
- Voltage: 220 - 240 V

Fast & powerful crease removal

- Continuous steam output: 50 g/min
- Soleplate: SteamGlide Plus
- Power: 2600 W

Calc management

- Calc clean solution: Double active calc clean



Issue date 2023-10-30

Version: 1.1.2

© 2023 Koninklijke Philips N.V.
All Rights reserved.

Specifications are subject to change without notice.
Trademarks are the property of Koninklijke Philips N.V.
or their respective owners.

www.philips.com