

# PHILIPS

## Retrofit lock

### 3000 series

Built-in Wi-Fi

App unlock

Works with wireless keypad

Built-in alerts

DDL230X15KTW



## Upgrade your existing deadbolt

The Philips retrofit lock can be easily installed on the inside of your door, allowing your existing keys to keep working. With built-in Wi-Fi you can check your lock status and control it anywhere, anytime.

#### **User-friendly**

- Easily replaces the interior portion of your deadbolt
- Grant access anytime, anywhere

#### **Upgraded safety features**

- Perfect for guarding your doorway

#### **Dedicated design for perfection**

- With just a screwdriver

#### **Connect to a smarter life**

- Remotely control the lock with your smartphone
- Always know the door status
- Control your doorway with voice command

## 3000 series

Retrofit lock

DDL230X15KTW/37


# Highlights

### Upgrade your existing deadbolt



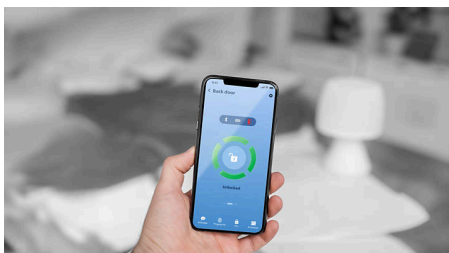
The retrofit lock is easy to install and set up. It is also compatible with most standard deadbolts in the market, and allows you to keep your original keys while enjoying the benefits of a smart lock.

### Simple sharing



Works with the Philips Home Access App to share access with friends, family members or anyone you want anywhere and anytime. Know who is coming and leaving with instant notifications.


### Built-in Wi-Fi



The Philips Wi-Fi retrofit lock has a built-in Wi-Fi module, and does not require an extra Wi-Fi bridge to be controlled remotely. It is easy to


control your lock and securely manage user account via the Philips Home Access App. You can also remotely unlock for your family members, friends, visitors and more.

### Door position sensor



The door position sensor can confirm that your door is securely closed, no more asking for help from your neighbors to check your door status.

### Smart home ready



Control and check your lock status with voice command through Amazon Alexa or Google Assistant.

### Built-in alerts



A built-in sensor will sense the vibration of the door and alert homeowners with notifications to the Philips Home Access App. Two alert modes let you know when someone is pounding at your door or knocking on your door.

### Easy installation



The door lock installs in minutes with just a screwdriver and is compatible with most standard deadbolts.

## 3000 series

Retrofit lock

DDL230X15KTW/37

# Specifications

### Design & Appearance

Color: Silver

Main Material: Zinc alloy

### Access Solution

Mechanical Key

Bluetooth

Mobile APP

### Lock Capacity

Mechanical Key

### Power Specification

Battery Type: CR123A

Time of Use: 3 months\*

### Easy Operation

Indicator: Fingerprint adding prompt, Low battery prompt, Pairing prompt, System locking prompt, Tamper alarm

### Mode

Operationg Mode: Auto mode

### Installation

Door Thickness: 35-50 mm

Door Opening Direction: Left inward opening, Left outward opening, Right inward opening, Right outward oepning

Door Type: Antitheft door, Copper door, Wooden door

