



Philips Azur  
Steam iron

Steam 50g/min; 180g steam boost

SteamGlide Plus soleplate  
Safety Auto Off  
2600 Watts

GC4850/02

# Designed for perfection

## Iron with powerful steam performance

This new Philips Azur GC4850/02 iron comes with an optimal design and weight to maneuver the iron easily over the garment, even into the hard to reach areas. With its powerful steam performance it gives you all you need for perfect results.

### Easy gliding on all fabrics

- SteamGlide Plus: perfect mix between gliding and stretching

### Longer lifetime

- Double Active Calc System prevents scale build-up

### Easily removes creases

- Steam output of up to 50 g/min for better crease removal
- 2600 W for quick heat up and powerful performance
- Steam boost up to 180 g

### Designed for perfect results

- Optimal design to manoeuvre the iron easily over the garment
- Lightweight to move the iron easily on and off the board
- Steam tip allows you to have steam in hard-to-reach areas
- Sideways opening filling door
- Automatically turned off for safety and energy saving

# PHILIPS

# Highlights

## Automatic shut-off

### Safety auto off

The safety auto off function automatically switches off the appliance if it has not been used for a few minutes, also saving energy.


## Double Active Calc System



### Double active calc

Double Active Calc system of your Philips steam iron prevents scale build-up through anti scale pills and an easy to use calc clean function.

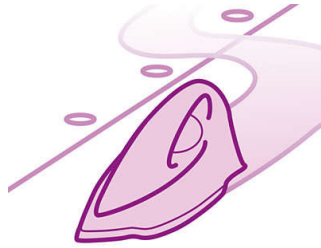
## Steam tip



### Steam tip

The unique steam tip of this Philips iron, combines a particularly pointed front of the soleplate with special elongated steam slots in the tip, to reach right into the smallest and most difficult areas for the best ironing results.


## Easy to handle



### Easy to handle

The Philips steam iron is designed to manoeuvre it easily over the garment and enabling you to reach easily even the hardest to reach areas.

## Lightweight iron



The iron has an optimal weight of 1.6kg making it easy to constantly place the iron on the board and back to its heelrest.

## 2600 W for quick heat up

# 2600 W max

2600 W for quick heat up and powerful performance.

## Steam up to 50 g/min



## 50 g

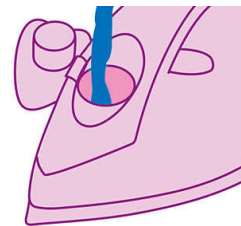
Continuous steam output of up to 50 g/min gives you the perfect amount of steam to efficiently remove all creases.

## Steam boost up to 180 g



The steam boost can be used for vertical steaming and tough creases.

## Easy filling



### Sideways opening

Sideways opening filling door

# Specifications

## Calc management

- Calc clean solution: Double active calc clean

## Technical specifications

- Weight of iron: 1.6 kg
- Voltage: 220 - 240 V

## Easy to use

- Filling and emptying water: Sideways opening door
- Water tank capacity: 350 ml
- Safety auto off
- Soft grip
- Drip stop
- Cord storage: Cord clip
- Power cord length: 2.5 m
- Fast and easy filling

## Comfortable ironing

- Cord length: 2.5 m

## Fast & powerful crease removal

- Continuous steam output: 50 g/min
- Soleplate: SteamGlide Plus
- Power: 2600 W
- Spray
- Steam boost: 180 g
- Vertical steaming
- Ionic deep steam
- Variable steam settings
- Steam tip



Issue date 2023-08-21

Version: 1.1.3

EAN: 87 10103 52681 0

© 2023 Koninklijke Philips N.V.  
All Rights reserved.

Specifications are subject to change without notice.  
Trademarks are the property of Koninklijke Philips N.V.  
or their respective owners.

[www.philips.com](http://www.philips.com)