




Philips Shaver Series 5000  
Wet & Dry electric shaver

#### SteelPrecision blades

Power Adapt sensor  
360-D Flexing heads  
Integrated pop-up trimmer



S5887/10

## Powerful shave, gentle on skin with SkinIQ Technology

The Philips Series 5000 delivers a powerful shave, cutting now even more hair per stroke\*. Equipped with advanced SkinIQ technology, the shaver senses and adapts to your hair density, for improved skin comfort.

#### A powerful shave

- Powerful performance in every pass
- Engineered for precision and cutting efficiency
- Flexible heads follow your facial contours

#### SkinIQ technology

- Adjusts to your beard for effortless shaving

#### For a convenient shave

- Up to 60 minutes of cordless shaving when fully charged
- 1-hour charging time and 5-min quick charge
- LED display with icons to use the shaver intuitively
- One-touch open for easy cleaning
- Shave wet, dry and even under the shower
- Precision trimmer integrated in the handle

#### Sustainability

- Convenient charging

# PHILIPS

# Highlights

## SteelPrecision blades



With up to 90.000 cutting actions per minute, the SteelPrecision blades shave close, cutting more hair per stroke\*. The 45 high-performance blades are self-sharpening and made in Europe.

## Power Adapt sensor




The intelligent facial-hair sensor reads hair density 250 times per second. The technology dynamically auto-adapts cutting power for an effortless and gentle shave.

## 360-D Flexing heads




Fully flexible heads turn 360° to follow your facial contours. Experience optimal skin contact for a thorough and comfortable shave.

## Hair-Guide Precision heads




The new shape of the shaving heads is engineered for precision. The surface is enhanced with hair guiding channels, designed to move hair into an effective cutting position.

## One-touch open



Clean the shaver with ease. At the touch of a button, flip open the shaver head and rinse with water.

## Wet & Dry



Adapt your shaving routine to your needs. With Wet & Dry, you can go for a comfortable dry shave or a refreshing wet shave. You can shave with gel or foam even under the shower.

## Pop-up trimmer



Complete your look using the shaver's pop-up precision trimmer. Integrated into the shaver's body, it's the perfect way to maintain a mustache and trim sideburns.

## 60 minutes of cordless shaving



Shave cordlessly for up to 60 minutes after one full battery charge.

## 1-hour charging time



Charge your shaver fully in just 1 hour with the powerful and energy efficient lithium-ion battery. In a hurry? Plug in your shaver for 5 minutes and get enough power for 1 full shave.

# Specifications

## Accessories

- Maintenance: Cleaning brush
- Integrated pop-up trimmer
- Travel and storage: Soft pouch, Protective cap
- USB-A cable included: Power adapter not included

## Power

- Run time: 60 minutes
- Charging: 1 hour full charge, 5 min quick charge
- Battery Type: Li-ion
- Automatic voltage: 5 V
- Stand-by power: 0.04 W
- Max power consumption: 9 W

## Design

- Handle: Rubber grip
- Color: Carbon Grey
- Shaving heads: Angular

## Service

- 2-year warranty
- Replacement head SH71: Replace every 2 yrs with SH71

## Shaving Performance

- Contour following: 360-D Flexing heads
- Shaving system: SteelPrecision blades
- SkinIQ technology: Power Adapt sensor

## Ease of use

- Display: LED display, Battery level indicator, Travel lock
- Cleaning: One-touch open, Fully washable
- Wet & Dry: Wet and dry use
- Charging: USB-A Charging



Issue date 2023-10-06

Version: 10.10.1

© 2023 Koninklijke Philips N.V.  
All Rights reserved.

Specifications are subject to change without notice.  
Trademarks are the property of Koninklijke Philips N.V.  
or their respective owners.

[www.philips.com](http://www.philips.com)

\* Tested versus Philips Series 3000.