

Philips
LCD monitor with
SoftBlue Technology

S Line

22 (21.5" / 54.6 cm diag.)
1920 x 1080 (Full HD)

223S7EHMB



Reliable and essential features

that drive business efficiency

Our S Line monitor delivers business efficiency. A wide-view IPS display with SoftBlue technology is great for easy-on-the-eyes productivity. The height-adjustable, frameless display allows for tiling multiple monitors for an expanded view.

Brilliant performance

- SmartImage presets for easy optimized image settings
- IPS technology for full colors and wide viewing angles
- 16:9 Full HD display for crisp detailed images
- Narrow border display for a seamless appearance

Features for the way you work

- Built-in stereo speakers for multimedia
- HDMI ensures universal digital connectivity

Designed for comfortable productivity

- Low bezel-to-table height for maximum reading comfort
- SmartErgoBase enables people-friendly ergonomic adjustments
- EasyRead mode for a paper-like reading experience
- SoftBlue Technology easy on the eyes and maintains color
- Less eye fatigue with Flicker-free technology
- LowBlue Mode for easy on-the-eyes productivity

PHILIPS

Highlights

16:9 Full HD display



Picture quality matters. Regular displays deliver quality, but you expect more. This display features enhanced Full HD 1920 x 1080 resolution. With Full HD for crisp detail paired with high brightness, incredible contrast and realistic colors expect a true to life picture.

IPS technology



IPS displays use an advanced technology which gives you extra wide viewing angles of 178/178 degree, making it possible to view the display from almost any angle - even in 90 degree Pivot mode! Unlike standard TN panels, IPS displays gives you remarkably crisp images with vivid colors, making it ideal not only for Photos, movies and web browsing, but also for professional applications which demand color accuracy and consistent brightness at all times.

UltraNarrow Border



The new Philips displays feature ultra-narrow borders which allow for minimal distractions


and maximum viewing size. Especially suited for multi-display or tiling setup like gaming, graphic design and professional applications, the ultra-narrow border display gives you the feeling of using one large display.

SmartImage



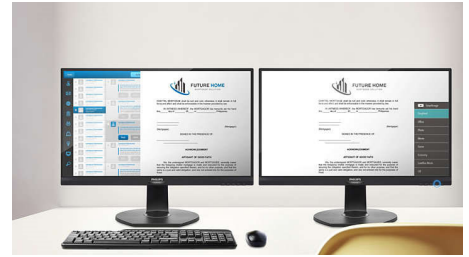
SmartImage is an exclusive leading edge Philips technology that analyzes the content displayed on your screen and gives you optimized display performance. This user friendly interface allows you to select various modes like Office, Photo, Movie, Game, Economy etc., to fit the application in use. Based on the selection, SmartImage dynamically optimizes the contrast, color saturation and sharpness of images and videos for ultimate display performance. The Economy mode option offers you major power savings. All in real time with the press of a single button!

SoftBlue Technology




SoftBlue LED technology uses a smart technology to reduce harmful shortwave blue light without affecting the color or image of the display. SoftBlue LED technology is certified by international testing organizations TUV Rheinland to reduce harmful blue light.

EasyRead mode



EasyRead mode for a paper-like reading experience

LowBlue Mode



Studies have shown that just as ultra-violet rays can cause eye damage, shortwave length blue light rays from LED displays can cause eye damage and affect vision over time. Developed for wellbeing, Philips LowBlue Mode setting uses a smart software technology to reduce harmful shortwave blue light.

Flicker-free technology



Due to the way brightness is controlled on LED-backlit screens, some users experience flicker on their screen which causes eye fatigue. Philips Flicker-free Technology applies a new solution to regulate brightness and reduce flicker for more comfortable viewing.



Specifications

Connectivity

- Signal Input: VGA (Analog), HDMI 1.4
- Sync Input: Separate Sync, Sync on Green
- Audio (In/Out): PC audio-in, Headphone out

Picture/Display

- Panel Size: 21.5 inch / 54.6 cm
- Aspect ratio: 16:9
- LCD panel type: IPS technology
- Backlight type: W-LED system
- Pixel pitch: 0.248 x 0.248 mm
- Optimum resolution: 1920 x 1080 @ 60Hz
- Brightness: 250 cd/m²
- Display colors: 16.7 M
- Contrast ratio (typical): 1,000:1
- SmartContrast: 20,000,000 :1
- Response time (typical): 5 ms (Gray to Gray)*
- Viewing angle: 178° (H) / 178° (V), @ C/R > 10
- Picture enhancement: SmartImage
- Effective viewing area: 476.1 (H) x 267.8 (V)
- Scanning Frequency: 30 - 83 kHz (H) / 56 - 76 Hz (V)
- sRGB
- SoftBlue
- Flicker-free
- Pixel Density: 102 PPI
- LowBlue Mode
- EasyRead

Convenience

- Built-in Speakers: 2 W x 2
- Plug & Play Compatibility: DDC/CI, Mac OS X, sRGB, Windows 10 / 8.1 / 8 / 7
- User convenience: SmartImage, Input, Volume, Menu, Power On/Off
- OSD Languages: Brazil Portuguese, Czech, Dutch, English, Finnish, French, German, Greek, Hungarian, Italian, Japanese, Korean, Polish, Portuguese, Russian, Simplified Chinese, Spanish, Swedish, Traditional Chinese, Turkish, Ukrainian
- Other convenience: Kensington lock, VESA mount (100x100mm)
- Control software: SmartControl

Stand

- Height adjustment: 130 mm
- Pivot: 90 degree
- Swivel: -175/+175 degree
- Tilt: -5/25 degree

Power

- ECO mode: 9.5 W (typ.)

- Power supply: 100-240VAC, 50-60Hz, Built-in
- Off mode: < 0.3 W (typ.)
- On mode: 13.52 W (typ.) (EnergyStar test method)
- Standby mode: < 0.5 W (typ.)
- Power LED indicator: Operation - White, Standby mode - White (blinking)

Dimensions

- Product with stand (mm): 490 x 455 x 202 mm
- Product with stand in inch: 19.3 x 17.9 x 8.0 inch
- Packaging in mm (WxHxD): 552 x 420 x 194 mm
- Product without stand (mm): 490 x 296 x 45 mm
- Packaging in inch (WxHxD): 21.7 x 16.5 x 7.6 inch
- Product without stand in inch: 19.3 x 11.7 x 1.8 inch

Weight

- Product with packaging (kg): 6.56 kg
- Product with stand (kg): 4.51 kg
- Product with packaging (lb): 14.43 lb
- Product with stand (lb): 9.92 lb
- Product without stand (kg): 2.63 kg
- Product without stand (lb): 5.79 lb

Operating conditions

- Altitude: Operation: +12,000ft (3,658m), Non-operation: +40,000ft (12,192m)
- Temperature range (operation): 0°C to 40°C °C
- Relative humidity: 20%-80 %
- Temperature range (storage): -20°C to 60°C °C
- MTBF (demonstrated): 70,000 hrs (excluded backlight)

Sustainability

- Environmental and energy: EnergyStar 8.0, EPEAT*, TCO Certified, RoHS
- Recyclable packaging material: 100 %
- Specific Substances: PVC / BFR free housing, Mercury free

Compliance and standards

- Regulatory Approvals: CE Mark, FCC Class B, SEMKO, cETLus, CU-EAC, EPA, WEEE, UKRAINIAN, ICES-003, TUV/ISO9241-307, PSB, CECP, TUV Cert. - blue light cut-off

Cabinet

- Finish: Texture
- Foot: Black
- Front bezel: Black
- Rear cover: Black



Issue date 2024-03-24

Version: 8.0.1

UPC: 6 09585 25084 0

© 2024 Koninklijke Philips N.V.
All Rights reserved.

Specifications are subject to change without notice.
Trademarks are the property of Koninklijke Philips N.V.
or their respective owners.

www.philips.com

* "IPS" word mark / trademark and related patents on technologies belong to their respective owners.
* Response time value equal to SmartResponse
* EPEAT rating is valid only where Philips registers the product. Please visit <https://www.epeat.net/> for registration status in your country.