

Philips  
LCD monitor

**165 cm (65")**  
Digital Signage  
Full HD

**BDL6551V**



## Impress and capture your audience

with a slim bezel 165 cm (65") LCD

Deliver your message in the most demanding applications with this stylish 165 cm (65") LCD display. Whether used in a network environment, a tiled matrix set up or as a single public display, your audience will be astonished.

### **Lower total cost of ownership**

- SmartPower for energy saving
- Brightness automatically adjusts with ambient conditions

### **Optimized for public viewing**

- Full HD LCD display, 1920x1080p
- High brightness for clearer images

### **Operational flexibility**

- Enhanced zoom feature supports tiled matrix applications
- Designed for 24/7 operation
- Smart insert in the backcover to place a small pc

### **Sustainable and safe**

- Temperature sensor measures the health condition
- Complies with RoHS standards to care for the environment


# PHILIPS

# Highlights

## Full HD LCD display 1920x1080p

This display has a resolution that is referred to as Full HD. The state-of-the-art LCD screen technology has the full high-definition widescreen resolution of 1080 progressive lines, each with 1920 pixels. This allows the best possible picture quality for HD input signals with up to 1080 lines. It produces brilliant flicker-free progressive scan pictures with optimum brightness and superb colors. This vibrant and sharp image will provide you with an enhanced viewing experience.

## SmartPower



The backlight intensity can be controlled and pre-set by the system to reduce the power consumption by up to 50%, which saves substantially on energy costs.

## Automatic brightness control

The adjustment of display settings to correspond with ambient light without user intervention.



## Temperature sensor

This public display contains a temperature sensor to monitor the internal health condition. In case the internal temperature surpasses the preset threshold, automatically two internal fans will be activated to cool down the display to normal conditions.

## Compliant with RoHS standards

Philips designs and produces display products in compliance with strict Restriction of Hazardous Substances (RoHS) standards that restrict lead and other toxic substances that can harm the environment.

## Designed for 24/7 operation



Because business never sleeps, our signage displays are designed for 24/7 use. Taking advantage of superior components to ensure a higher level of quality, you can count on this

range of models for complete around-the-clock reliability.

## High brightness



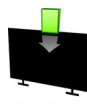
Enjoy a clearer image in areas with greater ambient brightness thanks to the 700 nit panel. Your audience can enjoy better image quality in locations that are away from direct sunlight yet still brighter than average, optimizing the viewing experience.

## Smart Insert

Professional PC's are part of most public signage installations. Quite often they increase the overall depth to the display and cause a lot of cable clutter. So we have designed this display with Smart insert in the back cover which is ideal for the integration of a professional small form factor PC. On top of that, the cable management system offers a great solution to keep your cables neat and professional looking.

## Zoom function for tiled matrix

The internal zoom function enables easy implementation of a video wall matrix, without the need for expensive external equipment. Capable of many different configurations, creating a stunning video wall has become simplicity itself.



# Specifications

## Picture/Display

- Diagonal screen size (metric): 165 cm
- Diagonal screen size (inch): 65 inch
- Aspect ratio: 16:9
- Panel resolution: 1920x1080p
- Pixel pitch: 0.744 x 0.744 mm
- Optimum resolution: 1920 x 1080 @ 60Hz
- Brightness: 700 cd/m<sup>2</sup>
- Display colors: 1.06 Billion colors
- Contrast ratio (typical): 2500:1
- Response time (typical): 8 ms
- Viewing angle (horizontal): 178 degree
- Viewing angle (vertical): 178 degree
- Picture enhancement: 3/2 - 2/2 motion pull down, 3D Combfilter, Motion compens. deinterlacing, Progressive scan, 3D MA deinterlacing, Dynamic contrast enhancement

## Connectivity

- PC: VGA-in D-Sub 15HD, VGA-out D-Sub 15HD, DVI-D x1, RS232 D-Sub9, RS232 D-sub9 output, 3.5 mm PC audio input x1
- AV input: HDMI x1, Composite (RCA) x1, Composite (BNC) x1, S-video x1, Audio (L/R) x2, Component (YPbPr) x1
- AV output: Composite (BNC) x1, Audio (L/R) x1
- Other connections: AC-out, External loudspeaker connector

## Convenience

- Placement: Portrait, Landscape
- Picture in picture: PBP, PIP, POP
- Tiled Matrix: 5 x 5
- Screen saving functions: Pixel shift, Low bright
- Keyboard control: Hidden, Lockable
- Remote control signal: Lockable
- Signal loop through: RS232, VGA
- Ease of installation: AC Out, Carrying Handles, Smart Insert
- Energy saving functions: Ambient light sensor, Smart Power
- Safety control functions: Heat Control, Temperature Sensor
- Picture performance: Advanced color control
- Network controllable: RS232
- Packaging: Reusable box

## Sound

- Built-in speakers: 2 x 12 W (8 ohm)

## Power

- Consumption (On mode): Typ. 314W
- Standby power consumption: < 1W

## Supported Display Resolution

- Computer formats: 640 x 480, 60, 67, 72, 75Hz, 800 x 600, 56, 60, 72, 75Hz, 1024 x 768, 60Hz, 1280 x 768, 60Hz, 1280 x 800, 60Hz, 1360 x 768, 60Hz, 1366 x 768, 60Hz, 1440 x 900, 60Hz, 1600 x 1200, 60Hz, 1920 x 1080, 60Hz, 1920 x 1200, 60Hz
- Video formats: 480i, 60Hz, 480p, 60Hz, 576p, 50Hz, 576i, 50Hz, 720p, 50, 60Hz, 1080i, 50, 60Hz, 1080p, 50, 60Hz

## Dimensions

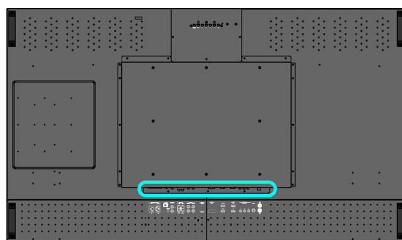
- Bezel thickness: 3.1 cm / 1.22 inch
- Smart Insert mount: 300 x 320 x 64
- Set height (with stand): 1022 mm
- Smart insert in inch (WxHxD): 11.81 x 11.89 x 2.52
- Set height (with stand) (inch): 40.2 inch
- Set Width: 1500 mm
- Product weight: 56 kg
- Set depth (with stand): 423 mm
- Set Height: 876 mm
- Set Depth: 123 mm
- Set depth (with stand) (inch): 16.7 inch
- Set Width (inch): 59.1 inch
- Set Height (inch): 34.5 inch
- Wall Mount: 400x400mm (Set), 100x100mm (Smart insert)
- Set Depth (inch): 4.8 inch
- Product weight (lb): 110.2 lb

## Operating conditions

- Temperature range (operation): 0 - 40 °C
- MTBF: 50.000 hour(s)
- Relative humidity: 5 - 90 %

## Accessories

- Included accessories: Remote Control, Batteries for remote control, AC Power Cord, VGA cable, User manual on CD-ROM, Quick start guide
- Optional accessories: Fixed wall mount, Flexible wall mount, Ceiling mount
- Stand: BM05511



Issue date 2024-03-24

Version: 9.4.1

EAN: 87 12581 53795 1

© 2024 Koninklijke Philips N.V.  
All Rights reserved.

Specifications are subject to change without notice.  
Trademarks are the property of Koninklijke Philips N.V.  
or their respective owners.

[www.philips.com](http://www.philips.com)