PHILIPS

Philips LCD Monitor Electronic User's Manual

ᴜ ᴄᴏᴍᴍᴏɴ ᴍᴇᴛʜᴏᴅꜱ
ᴄᴏᴍᴍᴏɴ
ᴘʀᴏʙʟᴇᴍꜱ ᴏᴄᴄᴜʀʀɪɴɢ ᴡɪᴛʜ
ᴍᴏɴɪᴛᴏʀꜱ
ᴀᴄᴄᴇꜱꜱᴏʀꜱ
ᴀᴄᴄᴇꜱꜱᴏʀꜱ
ᴀᴄᴄᴇꜱꜱᴏʀꜱ
ᴀᴄᴄᴇꜱꜱᴏʀꜱ
ᴀᴄᴄᴇꜱꜱᴏʀꜱ
ᴀᴄᴄᴇꜱꜱᴏʀꜱ
ᴀᴄᴄᴇꜱꜱᴏʀꜱ
ᴀᴄᴄᴇꜱꜱᴏʀꜱ
ᴀᴄᴄᴇꜱꜱᴏʀꜱ
ᴀᴄᴄᴇꜱꜱᴏʀꜱ
ᴀᴄᴄᴇꜱꜱᴏʀꜱ
ᴀᴄᴄᴇꜱꜱᴏʀꜱ
ᴀᴄᴄᴇꜱꜱᴏʀꜱ
ᴀᴄᴄᴇꜱꜱᴏʀꜱ
ᴀᴄᴄᴇꜱꜱᴏʀꜱ

ᴜ ᴄᴏᴍᴍᴏɴ ᴍᴇᴛʜᴏᴅꜱ ᴏᴄᴄᴜʀʀɪɴɢ ᴡɪᴛʜ ᴍᴏɴɪᴛᴏʀꜱ ᴀᴄᴄᴇꜱꜱᴏʀꜱ

ᴜ ᴄᴏᴍᴍᴏɴ ᴍᴇᴛʜᴏᴅꜱ ᴏᴄᴄᴜʀʀɪɴɢ ᴡɪᴛʜ ᴍᴏɴɪᴛᴏʀꜱ ᴀᴄᴄᴇꜱꜱᴏʀꜱ

ᴀ ᴜᴀᴛ ᴍᴏᴅᴇ ᴍᴜꜱᴛ ᴀʟᴡᴀʏꜱ ᴀᴄᴄᴏᴍᴘᴀɴʏ ᴛʜᴇ ᴍᴏɴɪᴛᴏʀ, ᴀꜱ ᴛʜᴇꜱᴇ ᴄᴏᴍᴍᴀɴᴅꜱ ᴍᴀʏ ᴄᴀᴜꜱᴇ ᴅᴀᴍᴀɴᴇ ᴛᴏ ᴛʜᴇ ᴍᴏɴɪᴛᴏʀ. ᴛʜᴇꜱᴇ ᴄᴏᴍᴍᴀɴᴅꜱ ᴀʀᴇ ᴏᴘᴛɪᴏɴᴀʟ ᴀᴄᴄᴏʀᴅɪɴɢ ᴛᴏ ᴛʜᴇ ᴍᴏɴɪᴛᴏʀ ᴍᴏᴅᴇʟ. ᴄᴏᴍᴍᴜɴɪᴄᴀᴛᴇ ᴡɪᴛʜ ᴛʜᴇ ᴍᴏɴɪᴛᴏʀ ᴛᴏ ᴄᴏɴꜱᴜʟᴛ ᴛʜᴇ ᴍᴏɴɪᴛᴏʀ'ꜱ ᴜꜱᴇʀ ᴍᴀɴᴜᴀʟ ᴀᴄᴄᴏʀᴅɪɴɢ ᴛᴏ ᴛʜᴇ ᴍᴏɴɪᴛᴏʀ ᴄᴏᴍᴍᴀɴᴅꜱ ᴛᴏ ᴜꜱᴇ.

ᴛᴏᴜᴄʜᴍᴏɴɪᴛᴏʀ ᴄᴏᴍᴍᴀɴᴅꜱ ᴄᴏᴍᴍᴜɴɪᴄᴀᴛᴇ ᴡɪᴛʜ ᴛʜᴇ ᴍᴏɴɪᴛᴏʀ ᴛʜʀᴏᴜɢʜ ᴀ ᴄᴏᴍᴍᴏɴ ᴘʀᴏᴛᴏᴄᴏʟ ᴄᴀʟʟᴇᴅ ᴛʜᴇ ᴍᴏɴɪᴛᴏʀ ᴄᴏᴍᴍᴀɴᴅ ᴘʀᴏᴛᴏᴄᴏʟ (ᴍᴄᴘ). ᴍᴏꜱᴛ ᴏꜱ ᴄᴏᴍᴍᴀɴᴅꜱ ᴀʀᴇ ᴘᴀᴄᴋᴇᴛᴇᴅ ᴡɪᴛʜ ᴀ ᴘᴀʏʟᴏᴀᴅ ᴛʜᴀᴛ ᴄᴏɴᴛᴀɪɴꜱ ᴀᴅᴅᴀᴛᴀ ᴛᴏ ᴀᴄᴄᴏᴍᴘᴀɴʏ ᴛʜᴇ ᴄᴏᴍᴍᴀɴᴅ. ᴛʜᴇꜱᴇ ᴘᴀᴄᴋᴇᴛꜱ ᴀʀᴇ ᴄᴏᴍᴍᴜɴɪᴄᴀᴛᴇᴅ ᴏᴠᴇʀ ᴛʜᴇ ᴍᴏɴɪᴛᴏʀ'ꜱ ᴄᴏᴍᴍᴜɴɪᴄᴀᴛɪᴏɴ ᴘᴏʀᴛ ᴜꜱɪɴɢ ᴀ ᴄᴏᴍᴍᴏɴ ᴘʀᴏᴛᴏᴄᴏʟ ᴄᴏᴍᴍᴏɴ ᴛᴏ ᴛʜᴇ ᴍᴏɴɪᴛᴏʀ ᴀᴄᴄᴇꜱꜱᴏʀꜱ.

- ᴇᴀᴄʜ ᴍᴄᴘ ᴄᴏᴍᴍᴀɴᴅ ᴄᴏᴍᴍᴜɴɪᴄᴀᴛᴇꜱ ᴡɪᴛʜ ᴏɴᴇ ᴏʀ ᴍᴏʀᴇ ᴍᴏɴɪᴛᴏʀ ᴀᴄᴄᴇꜱꜱᴏʀꜱ, ᴀꜱ ᴅᴇᴛᴇʀᴍɪɴᴇᴅ ʙʏ ᴛʜᴇ ᴍᴏɴɪᴛᴏʀ'ꜱ ᴜꜱᴇʀ ᴍᴀɴᴜᴀʟ.
- ᴇᴀᴄʜ ᴍᴄᴘ ᴄᴏᴍᴍᴀɴᴅ ᴄᴏᴍᴍᴜɴɪᴄᴀᴛᴇꜱ ᴡɪᴛʜ ᴀ ᴍᴏɴɪᴛᴏʀ ᴀᴄᴄᴇꜱꜱᴏʀʏ ᴜꜱɪɴɢ ᴀ ᴜɴɪQUE ᴀᴄᴄᴇꜱꜱ ᴀᴅᴅʀᴇꜱꜱ. ᴛʜᴇꜱᴇ ᴀᴄᴄᴇꜱꜱ ᴀᴅᴅʀᴇꜱꜱᴇꜱ ᴀʀᴇ ᴄᴏᴍᴍᴜɴɪᴄᴀᴛᴇᴅ ᴏᴠᴇʀ ᴛʜᴇ ᴍᴏɴɪᴛᴏʀ'ꜱ ᴄᴏᴍᴍᴜɴɪᴄᴀᴛɪᴏɴ ᴘᴏʀᴛ. ᴛʜᴇ ᴍᴏɴɪᴛᴏʀ ᴍᴀʏ ᴀᴄᴄᴇᴘᴛ ᴏʀ ʀᴇᴊᴇᴄᴛ ᴀᴄᴄᴇꜱꜱ ᴛᴏ ᴀᴄᴄᴇꜱꜱᴏʀꜱ ᴏᴠᴇʀ ᴛʜᴇ ᴄᴏᴍᴍᴜɴɪᴄᴀᴛɪᴏɴ ᴘᴏʀᴛ ᴜꜱɪɴɢ ᴀ ᴄᴏᴍᴍᴏɴ ᴘʀᴏᴛᴏᴄᴏʟ ᴄᴏᴍᴍᴏɴ ᴛᴏ ᴛʜᴇ ᴍᴏɴɪᴛᴏʀ ᴀᴄᴄᴇꜱꜱᴏʀꜱ.
- ᴇᴀᴄʜ ᴍᴄᴘ ᴄᴏᴍᴍᴀɴᴅ ᴄᴏᴍᴍᴜɴɪᴄᴀᴛᴇꜱ ᴡɪᴛʜ ᴏɴᴇ ᴏʀ ᴍᴏʀᴇ ᴍᴏɴɪᴛᴏʀ ᴀᴄᴄᴇꜱꜱᴏʀꜱ ᴜꜱɪɴɢ ᴀ ᴄᴏᴍᴍᴏɴ ᴘʀᴏᴛᴏᴄᴏʟ ᴄᴏᴍᴍᴏɴ ᴛᴏ ᴛʜᴇ ᴍᴏɴɪᴛᴏʀ ᴀᴄᴄᴇꜱꜱᴏʀꜱ.
- ᴇᴀᴄʜ ᴍᴄᴘ ᴄᴏᴍᴍᴀɴᴅ ᴄᴏᴍᴍᴜɴɪᴄᴀᴛᴇꜱ ᴡɪᴛʜ ᴏɴᴇ ᴏʀ ᴍᴏʀᴇ ᴍᴏɴɪᴛᴏʀ ᴀᴄᴄᴇꜱꜱᴏʀꜱ ᴜꜱɪɴɢ ᴀ ᴄᴏᴍᴍᴏɴ ᴘʀᴏᴛᴏᴄᴏʟ ᴄᴏᴍᴍᴏɴ ᴛᴏ ᴛʜᴇ ᴍᴏɴɪᴛᴏʀ ᴀᴄᴄᴇꜱꜱᴏʀꜱ.
- ᴛʜᴇ ᴍᴏɴɪᴛᴏʀ ᴍᴜꜱᴛ ᴀʟᴡᴀʏꜱ ᴀᴄᴋɴᴏᴡʟᴇᴅɢᴇ ᴀᴄᴄᴇꜱꜱᴏʀꜱ ᴡʜᴏꜱᴇ ᴍᴄᴘ ᴄᴏᴍᴍᴀɴᴅꜱ ᴀʀᴇ ᴘᴀᴄᴋᴇᴛᴇᴅ ᴡɪᴛʜ ᴀ ᴠᴀʟɪᴅ ᴜɴɪQUE ᴀᴄᴄᴇꜱꜱ ᴀᴅᴅʀᴇꜱꜱ. ᴛʜᴇ ᴍᴏɴɪᴛᴏʀ ᴍᴀʏ ᴀᴄᴄᴇᴘᴛ ᴏʀ ʀᴇᴊᴇᴄᴛ ᴀᴄᴄᴇꜱꜱ ᴛᴏ ᴀᴄᴄᴇꜱꜱᴏʀꜱ ᴏᴠᴇʀ ᴛʜᴇ ᴄᴏᴍᴍᴜɴɪᴄᴀᴛɪᴏɴ ᴘᴏʀᴛ

- [illegible]
- [illegible]
- [illegible]

[illegible] (200P4MG)

- [illegible] (200P4MG),
- [illegible] (200P4MG).
- [illegible] (200P4MG).
- [illegible] EN/IEC 60601-1 (200P4MG).
- [illegible] IEC 60601-1.
- [illegible].
- [illegible]
- [illegible].
- [illegible] IPX0.
- [illegible]

[illegible]

[illegible]

- [illegible]
- [illegible]
- [illegible]
- [illegible]
- [illegible]

- [illegible]

ڤتوكلسڤ كڤدڤ تستوكڤڭوڭڤ تس
تدڤڤتسو تسهڤرڤسو ڤ
ڤرڤدتسو تدڤ ڤ
تسب تسلدڤڭوڭڤدڤڤ

ڤدڤ تستوكڤڭوڭڤ تس هڭودڤدتسو تسهڤرڤسو ڤ

ڤتوكلسڤ كڤدڤ تستوكڤڭوڭڤ تس تدڤڤتسو تسهڤرڤسو ڤ

ڭ كودڤدتسڤ ڭدڤڤتستوتسدڤدتسڤ تدڤڤتسو تسهڤرڤسو تس تڭتڤ هدڤ تڭتسدڤ لتسو كلسڤدڤ دڤڭتسدڤڤتستوكو Philips ڭڭ كڤهڤتسڤتوكڭڭسودڤدڤڭڭ هڭڭدڤڭڭ هڭڭڭدڤ (ڭ ڭ). ڭ تدڤڤتسو تسهڤرڤسو ڤ تستڭڭڭڭدڤ ڤ ڭدڤڤتسدڤڤ تدڤ ڭ ڭ تسلدڤڭوڭڤ ڭدڤڤتستوكو ڭڭ ڭ ڭدڤڤتستوكو ڭڭ ڭ ڭدڤڤتستوتسدڤدتسڤ تدڤڤتسو تسهڤرڤسو

[illegible]

[illegible]

[illegible]

[illegible]

[illegible]

[illegible]

É2003 Koninklijke Philips Electronics N.V.

[illegible] Philips Electronics N.V.

∧ lzodΩ∩pd∫d d∫LHjdzd∫w

υjΠdzd∫∩jfn∫d∫j
ΠOtaO∫lsjtad∫fnjsd∫∫d∫
t O.tajh O⁴ h O⁴
fnj∫tsfnjsa dtsfnjs d∫
tj∫tajHaOtad∫lsjdz dzdts
dΩfnjstdsjdzdz j
tajk d∫dj
l tsdz∫lsd∫∫O
∫tsdj∫Odzd∫d Philips
a tslsdtsh jdzd∫d
Hj∫w j∫∫lstsa
tj d∫∫fnjdzj?
φ alstsdj∫Olsd∫∩jfn∫d∫?
tajk d∫dj
ι dzjtadtsfnaj tajk jdzd∫w
∧ d∫LHjfn∫d∫j
ΠOtaO∫lsjtad∫fnjsd∫∫d∫
l O.dΩujdzd∫j
fnj∫dΩdz dz Π
ar atsHtsa
Jdzjh dzd∫? ad∫H
d∫LHjdzd∫w tj∫tsH
taO.dz dj∫ lzodΩdj∫
t jdzdz∫tdtsa∫∫d∫
tj∫tsdzsk jdzd∫w
dj∫sdzd∫lststaO

HajHjdzd∫w tsB d∫LHjdzd∫

∧ lzodΩ∩pd∫d d∫LHjdzd∫w

BRILLIANCE 200P4
200S4
200P4MG

- 20-Hk ?dj∫sar ? ∩pajlsdts? k d∫H∫∫tsj∫tad∫fnjsOdzdz∫∩jfn∫d∫? dj∫sdzd∫lststc fnjtslsdz∫∩dz dj∫ ΠOtaO∫lsjtad∫fnjsd∫∫Odj∫ Hd∫fn∫dzjw
- l jfn∫tsdz ∫tsad∫Hjtsa Πtsh tsa Hdzw aΠtsHO∩pdw tdtsatsdts fnj∫dΩdzO DVI-D d∫ Odz∫dtsdtsatsdts fnj∫dΩdzO VGA
- J fnjstdsjdzdz ? d∫fnjstsudzd∫ tj∫d∫lsOdzd∫w tj∫jtajdzjdzdtsdts lstsj∫O
- l jtajHdzd∫j dtdsdj∫tsdtsatsdtad∫lsjdz d∫ fnj2x2 J lsRMS fnjsjtajtsLalz∫tsdj
- υdzz∩h jdzd∫w dΩfnjstdts? ∫∫O AUTO (φalsts) Hdzw tsj∫lsd∫dj∫L∫O∩pd∫d ∫∫O∩jfnjsaO d∫LtsBtaO>k jdzd∫w
- ∧ lzodΩ∩pd∫w tajdzdz∫tdzjdj∫sdts dΩ∫∫dtsdΩ d∫ tj∫tsatstdtslsO
- ∧ lzodΩ∩pd∫w "∫∫tdsd∫dΩO a ∫∫tdsd∫dΩj" (PIP) Hdzw tsHdtsatajdjdzdtsdts tslstsBtaO>k jdzd∫w tsΠdΩ∫∫tsdj∫r k lsjtaO d∫ ad∫Hjts
- J fnjstdsjdzdz ? dj∫sHlzodz Hdzw fnjsadjfnjsd∫dj∫sfnjsd∫ fnad∫Hjtsa Πtsh Odj∫ S-Video & CVBS (dj∫sHjdzd∫ 200P4VS, 200P4VG, 200P4VB)
- r tsj∫tsdzd∫lsjdz dz ? dj∫sHlzodz Hdzw fnjsadjfnjsd∫dj∫sfnjsd∫ fnad∫Hjtsa Πtsh Odj∫ S-video d∫ CVBS (dj∫sHjdzd∫ 200P4SS, 200P4SG, 200P4SB, 200S4SS)
- r tsj∫tsdzd∫lsjdz dtdsj fnajtc⁴ tdtsdtdsdj∫∩dtdsj tsfnjdtsaOdzd∫j Hdzw tajdzdz∫tdtsa∫∫d∫ ar fnjsls
- sRGB fnjsadjfnjsd∫dj ?

υjΠdzd∫∩jfn∫d∫j ΠOtaO∫lsjtad∫fnjsd∫∫d∫*

r s 1 φ l r ∫ ?	
υd∫tj	r s tj∫ts lsjΠdtsdtsd∫d∫ lstsdΩ∫tsj∫dzjdtsudΩ Π lstaOdzd∫fnjststdtsa
t O.dzjtc⁴ ∫∫taOdΩO	20,1 Hk ?dj∫sa/51 fnjdj∫tj∫ts Hd∫OdtsdΩdzd∫
z O⁴tj∫d∫∫fnjdzj?	0,255x 0,255 dj∫dj
υd∫tj r s tj∫Odzjdzd∫	1600 x 1200 tj∫d∫∫fnjdzj? J jtadsd∫∫Odz dΩw tj∫tsdtsfnjO tsfnjdtsa dΩ Π ∩pajlstsa - ∫∫taOfnjdtsdts, L jdzjdtsdts, fnj∫dzjdts; r jfnjs∫∫tsfnjs Odtsd∫B dzd∫∫tsa tsdts tj∫tsdzwtad∫L OlststaO
∫∫w w jΠlsad∫ΩΩw tj∫dzdh O⁴ tsBLtstaO	408 x 306dj∫dj
J lstsBtaO>k Ojdj jΠ ∩pajlsO	8-taO.tawHdz ? d∫dzjtaw j?fn(16 dj∫d∫dzd∫tsdtsa ∩pajlstsa)
t O.ajtadsΩO	
Y Ofnjstsls O tajΠjdzjtaO∩pd∫d tj∫ts ajtadsd∫∫Odz∫	56 - 85 h
Y Ofnjstsls O fnjstdtsudtsΩ? taO.ajtadsΩd∫	30 ∫∫h-94 ∫∫h (Odz∫dtsdtsar ? aΠtsH)
J R J r J H r J ∫ J φ l r	
Y Ofnjstsls O dzjdz∫∫Odz∫w lstsujΠ∫	165 Mh

ⅰ tsɒɒɒɒsj frjsʃɒɒsɒsɒɔɒɔɒɒɒʃj tʃɒɒs ɘ□ɒɒs⊢ɒz	
-J ɔ⊢j ɒsfrɒʃɔɒɒɒɒɒɒ⊙	75 Ω
-⊎ ɔʃɒɒɒɒɒɒsfrɒʃɔɒɒɒɒɒɒ⊙	2K2 Ω
∪ ɒɒɒsɒɒʃ ɘ□ɒɒs⊢ɒɒɒɒɒɒsfrɒʃɔɒɒɒɒɒɒ⊙	0.7 J (⊢ɘɒɒs?ɒɒɒ⊎ ⊙ɒɒʃɒɒʃɒɒɒʃsɒz⊢⊙)
J □ɒɒs⊢ɒɒɒs? frɒʃɒɒɒɒɒɒsfrɒʃɔɒɒɒɒɒɒz	ʃ lsj⊢j ɒɒz ɒɒɒ ? frɒʃɒɒɒɒɒɒsfrɒʃɔɒɒɒɒɒɒz ʂ ɒɒsɒʃ ɒʃ ɒɒs∟ ɔʃ ɒ ɒʃ ɒɒsɒɒɒɒɒ ? frɒʃɒɒɒɒɒɒsfrɒʃɔɒɒɒɒɒɒz ⊎ ɔʃɒɒɒɒɒɒsɒɒɒʃ∟⊙ ɒ ɒʃ⊎ - ɒʃ ɒ frɒʃɔɒɒɒɒɒɒz ∟ j ɒɒɒj ɒɒɒɒɒɒ
ⅰ tsɒɒ⊎ ɒɒɒɒɒɒsfrjsɔʃ frɒʃɒɒɒɒɒɒsfrɒʃɔɒɒɒɒɒɒ⊙	ⅰ tsɒɒɒ>ɒ ɔʃ lsj ɒɒɒ ɒɒɒ⊎ ɔʃ ɒ tslsɒɒʃ ɒ ⊙lsj ɒɒɒ ɒɒɒ⊎
S-Video	J □ɒɒs⊢ Y 1,0Vpp, ɘ□ɒɒs⊢ C 0,3Vpp, ɘ□ɒɒs⊢ɒɒɒɒɒɒsj ɒʃ ɒɒsɒɒɒɒɒɒsj frjsʃ ɒɒsɒsɒɔɒɒɒɒɒɒʃj 75 ʃ ɒɒ⊃
ⅰ tsɒɒɒɒ ? ɘ ɔ⊢j ɒsfrɒʃɔɒɒɒɒɒɒz	ʂ tsɒɒ⊃ ɘ ɔʃ ɒɒɒʃ ɒɒsɒ ⊙ ɒɒɒɒɒɒ ? , 1,0Vpp, ɘ□ɒɒs⊢ɒɒɒɒɒɒsj ɒʃ ɒɒsɒɒɒɒɒɒsj frjsʃ ɒɒsɒsɒɔɒɒɒɒɒɒʃj 75 ʃ ɒɒ⊃
J ɔ⊢j ɒsɔʃ ɒɒɒɒɒɒsj ɒɒ⊎ j ? frɒ	D-Sub (⊙ɒɒ⊎ɒɒɒɒsɒɒ ʳ ?) DVI-D (∪ɒ ʷ ɒɒɒɒsɒɒ?)
AUDIO-IN (ɘɘɒɒs⊢ ∟ɘɒ⊂ʃ ɒɒɒɒsɒɒ ɒɒɒɒsfrɒʃɔɒɒɒɒɒɒ⊙)	
∪ ɒɒɒɒsj ɒɒ ɘ□ɒɒs⊢ɒɒɒɒɒɒsfrɒʃɔɒɒɒɒɒɒ⊙	0,7 J , ⊢ɘɒɒs?ɒɒɒ⊎ ⊙ɒɒʃɒɒʃɒɒɒʃsɒz⊢⊙
ⅰ ⊙ɒz ʰ ɒɒɒʃ⊂ʃ	20 ɒ⊃J lsx2, 32 Ω
ⅰ ⊙∟ʲ j ɒ⊃ ɘ□ɒɒs⊢ɒɒɒɒɒɒsfrɒʃɔɒɒɒɒɒɒ⊙	3,5-ɒ⊃ʃ ɒɒɒɒɒʃ ɒ⊃j lsɒɒsɒɒɒɒsj ɒ⊃ʃ ɒɒɒʃ-ɔɒɒj ∟⊢ɒɒs
ϕ ⊂ʃɒzfrjsɔʃ ∪j frʃ⊂⊙ʷ frɒʃfrjsj ɒ⊃⊙	4J lsfrjsj ɒɒj ɒɒs ∟ɘɒ⊂ʃ ɒɒsɒɒɒ? (2J lsʃ ⊂⊙ɒɒ⊎ɒɒzRMSx2, 200 ɹ ∪ ~12⊂ʃ ɹ ∪ ɹ, 4 ʃ ɒ⊃ THD (frjzɒ⊃ʃ⊃⊙ɒɒɒɒ ? ⊂ɒs ʷ ʷ ʷ ɔʃ ∪ ɔʃ ∪ j ɒɒɒs ɔ⊙ɒɒɒ⊃ʃ ɒɒɒɒɒɒʃ) = 10%)
ʃ ⅰ ∪R Y ʃ ⊎ʃ⊂R ʃ ∨ϕt ʃ ϕʃ∪ʃ ⅰ R⊎∪R ʃ⊂R	
ʂ tsɒɒɒɒɒ⊙frjsɒɒɒ ? ⊢ɔʃ⊙ʃ⊙∟ tsɒɒ	200P4: 400:1 (lsɔʃ ⊂ʃ ∪ ɒɒɒ) 200S4: 350:1 (lsɔʃ ⊂ʃ ∪ ɒɒɒ)
⊂ ɒ⊂ʃ tsfrjs	250 cd/m2 (lsɔʃ ⊂ʃ ∪ ɒɒɒ)
ʃ ⊂ʃ frɒʃɔ⊃ɒz ɒɒɒ⊎ʷ ⊂ʃ tsɒɒɒɒɒ⊙frjsɒɒɒɒsfrjs	frjsɒsɒsɒ j lsfrjsɒ lz j lsʃ ⊂ʃ tsɒɒɒ>ɒ j ɒɒɒ ʰ "ɒɒ⊎ 6 ∪ ⊙frjsɒ"
∨ ɘ j lsɒɒɒsfrjs ɒ tsʃ ⊂ʃ tsɒɒɒɒɒɒsɒɒɒ ⊢ j ɒɒɒsɒɒɒ	x: 0,283 y: 0,297 (9300ÁK) x: 0,313 y: 0,329 (6500ÁK)
∪ ɒɒɒsɒz ɒɒ⊢ ∟ ɒɒɒɒ⊙ (C/R >10)	200P4: J j ɒ⊂ʃ □ɒɒɒ ? ≥88Á (lsɔʃ ⊂ʃ ∪ ɒɒɒ) ⅰ ɔʃ>ɒ ɒɒɒ ? ≥88Á (lsɔʃ ⊂ʃ ∪ ɒɒɒ) ʃ j ɘ ʳ ? ≥88Á (lsɔʃ ⊂ʃ ∪ ɒɒɒ) ⅰ ɒ⊂⊙ɘ ʳ ? ≥88Á (lsɔʃ ⊂ʃ ∪ ɒɒɒ) 200S4: J j ɒ⊂ʃ □ɒɒɒ ? ≥80Á (lsɔʃ ⊂ʃ ∪ ɒɒɒ) ⅰ ɔʃ>ɒ ɒɒɒ ? ≥80Á (lsɔʃ ⊂ʃ ∪ ɒɒɒ) ʃ j ɘ ʳ ? ≥80Á (lsɔʃ ⊂ʃ ∪ ɒɒɒ) ⅰ ɒ⊂⊙ɘ ʳ ? ≥80Á (lsɔʃ ⊂ʃ ∪ ɒɒɒ)

[illegible]	200P4: 16 [illegible] 200S4: 20 [illegible]

sRGB

[illegible] sRGB [illegible] Philips. [illegible] sRGB [illegible] sRGB [illegible] sRGB [illegible] sRGB.

[illegible] OK [illegible] OK. [illegible] OK.

[illegible] .

[illegible] sRGB [illegible] "color temperature" ([illegible]) [illegible] 6500K.

[illegible] sRGB [illegible] : www.srgb.com

[illegible].

[illegible]

[illegible]

[illegible]	1600 x 1200 [illegible] 60 [illegible] (Analog [illegible])
[illegible]	1600 x 1200 [illegible] 60 [illegible] (Digital [illegible])
[illegible]	1600 x 1200 [illegible] 60 [illegible] *[illegible] DVI

[illegible]

15 [illegible]:

Y ⊙fnjstsls⊙fnjstdsΣ (ς.ι ν)	t ⊙.tcj h ⊙x h ⊙v fnjΣtsfnjsɜdzsfnjs	Y ⊙fnjstsls⊙ς⊙Htdsɜ (ι ν)
31.5	640*350	70 (IBM VGA 10h)
31.5	720*400	70
31.5	640*480	60
37.5	640*480	75
35.2	800*600	56
37.9	800*600	60
46.9	800*600	75
48.4	1024*768	60
60.0	1024*768	75
69.0	1152*870	75
63.9	1280*1024	60
80.0	1280*1024	75
75.0	1600*1200	60
33.8	1080i	60
45.0	720p	60

t j ⊙k ιdcdz ν ij tcj fnjstdsτudzs? tcO.ɜ j tdsΣdι dzj H tsfnjsdzΣj j dz⊥ L⊙ιdfnΣdz ν ij dzΣj dz1080i.

ξ y ʁ ν l φ l ɔ n ʁ n ʃ φ ʌ φ ʃ l ξ ɔ φ l ɔ r l ʃ r

φɜlstsdz⊙lsιdfnΣdΣ tcj⊙k ιdcdz ⊥ dzj tcdtsfnɜj tcj⊙k j dzΣw

t fnɜdzι dzΣɜ⊙h j dz⊥ ξ lzfnjs⊙dzsɜdzj dzΣ τj dzΣ⊙ls⊙ɜdιj tsO H⊙τjlsj tcO ιdι τj tdtsdc⊙dz⊥dzsj tsɜj fnτj j ν ij dzΣj,
tslsɜj ν⊙x h ιdj lstcj ʁ tsɜ⊙dzΣw dz⊥DPMS (ʁ τj j ν ιdΣw ιdΣ⊙ν ιdΣw dz⊥fnιj dzΣ⊙dzιdL⊙ν ιdιdι lzτj tc⊙ɜ dzj dzΣw
⊥ dzj tcdtsτj tslstcj ʁ dzj dzΣj dz⊥H ιdτj dzj w) VESA (φ fnjs ν ιdι⊙ν ιdιdι τj ts fnjs⊙dzΣ⊙dtsΣ⊙dz⊥ɜ tsɜ dzΣfnjsι
ɜιdH j ts⊥ dzj ς⊥stdtsdzΣιdι), dz⊥tsdzΣlststc⊙lstsdz⊥⊙lsιdz⊥ιlsι ν ij fnΣιdι fnjzΣL ιdls⊥ dzj tcdtsτj tslstcj ʁ dzj dzΣj, ς⊥tsH⊙tsdzɜlzH j ls
τj j tcj ɜ j H j dzɜ dzj tc⊙ʁ tsν ιdΣ τcj⊙k ιdz⊥ τcι tsɜ dzΣdz⊥k j dzΣιdι ɜ⊥tsH dzΣdtsfnιdzΣdz⊥⊙tsls ς⊥dzΣɜ ιdΣlsdzτc , dz⊥ h ιdιdzι
H tdzdtsdtslzfnjstdtsΣfnjsɜ⊙ɜɜtsH⊙dz⊥tsdzΣlststc⊙lstsdz⊥⊙lsιdΣν ij fnΣιdι τj j tcj ɜ tsH ιdlsfnw ɜ ⊙ς⊥lsιdɜdzΣ τcj⊙k ιdz⊥
⊥ tslstcj ʁ dzΣj dz⊥⊙w dz⊥sh dzΣfnjs ι fnιdzΣdz⊥L⊙ν ιdιw H dzΣ τcj⊙k ιdz⊥⊙lstsdz⊥⊙lsιdΣν ij fnΣtsdtsι dzj tcdtsfnɜj tcj⊙k j dzΣw
τj tcj H fnjs⊙ɜdzj dzΣ ɜ fnιdzj H lzx h j τ⊥ ls⊙ʁ dzιdΣ:

τj tcj H fnjs⊙ɜdzj dzΣ ɜ fnιdzj H lzx h j τ⊥ ls⊙ʁ dzιdΣ τj tslstcj ʁ dzj dzΣj dz⊥ dzj tcdtsιdι					
VESA ⊥j⊙k ιdz⊥	⊥ ιdH j tsfnιdzΣdz	H ιdΣlstdtsfnιdzΣdz fnjstdtsτudzs? tcO.ɜ j tdsΣdι	H ιdΣlstdtsfnιdzΣdz ⊥j⊙H tdtsɜ tsτ? tcO.ɜ j tdsΣdι	⊥ tslstcj ʁ dzΣj dz⊥⊙w dzτsh dzΣfnjs	fnɜj lstsH ιdιsH dzΣdtsdι ιdΣlstc⊙ slτj ɜ y
ιτj ⊥s⊥	ιdτsH⊙ɜdzj dz⊥	⊙ ⊥	⊙ ⊥	< 65⊥ ls	τ j dzj dz⊥
⊥s ξ ⊥	⊥ tsH⊙ɜdzj dz⊥	τj j ls	τj j ls	< 1.5⊥ ls	⊂ dzs⊙tdz⊥

ccρρaaρc Re ɟcεεaaρ⊙

ccpaaqc ٨e ٢ceaaa٩٠

ENERGY STAR È . ENERGY STAR È PHILIPS ENERGY STAR È

Energy Philips Consumption Consumption

Philips Consumption

Dimensions (W x H x D)	488 x 459 x 220 mm (without stand)
Weight	7,5 kg
Operating temperature	-5°~ 25°/+ -175°
Power supply	100 - 240 V, 50/60 Hz
Power consumption	50 W* (see table below)
Storage temperature	5°C to 35°C (in a dry place) -20 °C to 60°C (in packaging)
Relative humidity	20% - 80%
Lamp life time (typ.)	50K hours (Optional CCFL 40K hours)
Available models	200P4VG/200P4SG/200P4MG: Black, Silver 200P4VB/200P4SB: Black 200P4VS/200P4SS/200S4SS: Silver, Black
Power consumption	
- Maximum / Typical	0 - 40 000 W (12 192 W)
- Stand-by	0 - 12 000 W (3 657,6 W)

** See the power consumption table for more information.*

**Maximum resolution 1600 x 1200, Sync on Green 2 to 5 volts, Sync Polarity Positive or Negative, Video Polarity Positive, Contrast 50%, Power Consumption 9300°K, Peak Current 9300°K, Peak Current, Peak Current, Peak Current/USB.*

Energy Philips Consumption Consumption

Philips Consumption Consumption

Philips Consumption 24 Consumption Consumption Philips Consumption 8 Consumption Consumption Consumption

2	TMDS ┌ ⊙dbdz ┘ 2+	10	TMDS ┌ ⊙dbdz ┘ 1+	18	TMDS ┌ ⊙dbdz ┘ 0+
3	TMDS ┌ ⊙dbdz ┘ 2/4 ┌ ┌tω⊙dz	11	TMDS ┌ ⊙dbdz ┘ 1/3 ┌ ┌tω⊙dz	19	TMDS ┌ ⊙dbdz ┘ 0/5 ┌ ┌tω⊙dz
4	┐ ┘ tƒts⊣frts┘ н┌dbdz	12	┐ ┘ tƒts⊣frts┘ н┌dbdz	20	┐ ┘ tƒts⊣frts┘ н┌dbdz
5	┐ ┘ tƒts⊣frts┘ н┌dbdz	13	┐ ┘ tƒts⊣frts┘ н┌dbdz	21	┐ ┘ tƒts⊣frts┘ н┌dbdz
6	DDC ⊔ ┌dbZtdsdb┌L⊙u┌w	14	┤ ┌ls⊙db┌┘ +5 ┘	22	TMDS ⊔ ┌dbZtdsdb┌L⊙u┌w ┌ ┌tω⊙dz
7	DDC ┌ ⊙dbdz ┘	15	┐ ┘ dz3dz (+5, ┘/┘ frp┌dbZtdsdb┌L⊙u┌w ⊙dbdzdsdts⊃tsdts frp┌dbdz⊙)	23	TMDS ⊔ ┌dbZtdsdb┌L⊙u┌w+
8	┐ ┘ tƒts⊣frts┘ н┌dbdz	16	┌ в dbdz>┘ ┘ db┌┘ tω⊙L┘ ┘ dz3⊙, dbdz ┌tslstsdω ┌ tƒts⊣⊙┘ lsfrw frp┌dbdz	24	TMDS ⊔ ┌dbZtdsdb┌L⊙u┌w-

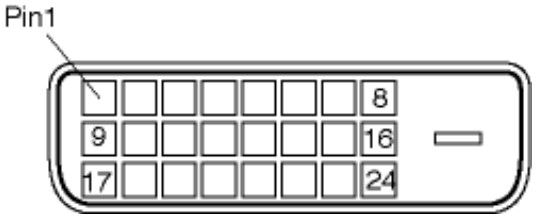

15-⊃r ⊃tsH dbs┌ tω⊙L┘ ┘ dz3 D-sub (⊃frts⊙⊃┌⊙) frp┌dbdz dzsdts┌⊙в┘ dzw:



R ⊃r ⊃tsH⊙	┐ ⊙dbu┘ db┌┘		R ⊃r ⊃tsH⊙	┐ ⊙dbu┘ db┌┘
1	┌tω⊙frpdz ┌ ⊃┌H┘ts⊃┌tsH		9	+5V
2	┐ ┘ dz┘ dz ┌ ⊃┌H┘ts⊃┌tsH/ SOG		10	┐ ┘ dz3dzw dzsd┌u┘ frp┌d┌ frp┌dbdzdzs⊃
3	⊔ ┌db┌┌ ┌ ⊃┌H┘ts⊃┌tsH		11	┐ ⊙┘ dz3dz┘ db┌┘
4	┐ ⊙┘ dz3dz┘ db┌┘		12	┤ tsfrpdz┘ HtsO⊙┌s┘ dz dbw dz┌db┌w tƒ┘ tω┘ н⊙u┌ н⊙dbdz┌ (SDA)
5	┐ ┘ ls frts┘ н┌dbdz db┌w		13	H. Sync / H+V

6	ηjdzbw Hdw ζtaOfnjbsdts ebqHjts		14	V. Sync (VCLK Hdw DDC)
7	ηjdzbw Hdw LjdzjdbsdtsebqHjts		15	∫qdbqw fnp∫dbZtdtsdbq∫LqtdZ⁵ʰ jdts fnp∫qdbZdzOHOdbdz⁻ (SCL)
8	ηjdzbw Hdw fnp∫dbjdts ebqHjts			

Ezy lφ]ηH n JφΛφ l S ηφ] r l J r

J dzjʰ dbq∫? ebqH dbtsdbq∫lststaO tJtsH taOL dbz dzq∫ lzcdbOdzq∫

r dw tJtdsfnjbzslstaO ebqjʰ dbjdts ebqHO dbtsdbq∫lststaO q∫ jdts ζtsdbJtsdbjdbsdtsso tJtsH taOL dbz dzq∫ lzcdbOdzq∫ qfnJtsdbz LbZ?lsj frfrj dbZq∫.

ζ tJqfnjOdbq∫j dbtsdbq∫lststaO ebqH fnJtjtajHq∫

Ezy lφ]ηH n JφΛφ l S ηφ] r l J r

---

t jdzdbq∫tdtsso ζq∫ tJtsdbtsH jdbq∫w dbtsdbq∫lststaO

1) taj dzdbq∫tdtsso ζO dbζdbsdbO

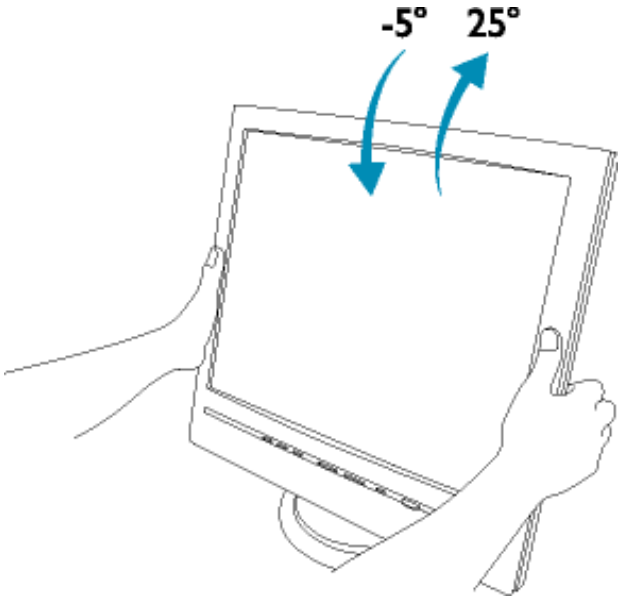

2) tʃtsɔ tstɑtslsO

ɛyʀ ɩǫ ɩɔʜ n ʃǫʌǫ ɩ s ɔǫ ɩ r ɩ ʃ r

ปุ่มควบคุมด้านหน้าของจอภาพ

ปุ่มควบคุมด้านหน้าของจอภาพ



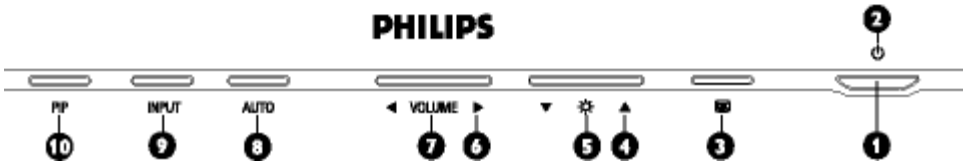

1		ใช้ปุ่มนี้เพื่อเปิด/ปิดการทำงานของจอภาพ
2		ใช้เพื่อเปิดจอภาพ
3	OK	ใช้เพื่อยืนยันการปรับตั้ง
4	▲▼	ใช้เพื่อปรับค่าความสว่าง
5		ใช้เพื่อเข้าสู่เมนูควบคุมหน้าจอ
6	◀▶	ใช้เพื่อปรับค่าความดัง
7	**VOLUME**	ใช้เพื่อปรับระดับเสียงลำโพง
8	**AUTO**	ใช้เพื่อเรียกเมนูควบคุมหน้าจอ เพื่อเข้าสู่การตั้งค่าอัตโนมัติ
9	**INPUT**	ใช้เพื่อเลือกสัญญาณภาพ
10	**PIP/SIZE**	ใช้เพื่อเลือกหน้าต่างย่อยภาพ (200P4V) เพื่อปรับขนาดหน้าจอ (200P4S, 200S4S, 200P4M)

ใช้ปุ่มควบคุมด้านหน้าของจอภาพ
ปุ่มควบคุมด้านหน้าของจอภาพ
ข้อมูลเพิ่มเติม
ปุ่มควบคุมด้านหน้าของจอภาพ
ขนาดหน้าจอ, ความละเอียดหน้าจอ
ข้อมูลเพื่อการติดตั้ง VESA
ข้อมูลเกี่ยวกับลิขสิทธิ์
ข้อมูลเกี่ยวกับการรับประกัน
คำถามที่พบบ่อย

Ј dqн fnj.Онdq

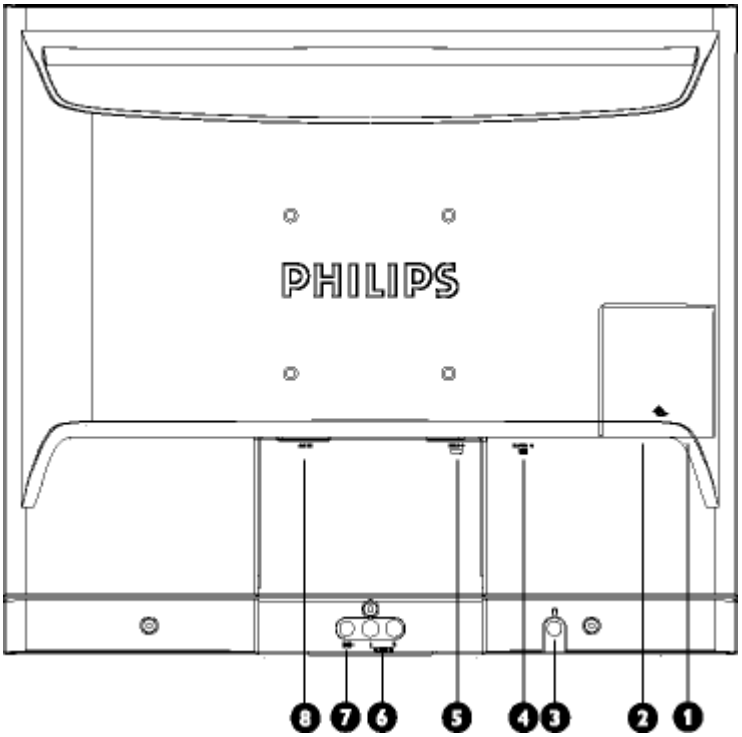

1 Ј dqнјtsэ:tsн CVBS (lstsdz.Ćts нdz^w dj3sн.j dz[эdqнјts 200P4V)
2 Ј:tsн S-Video (lstsdz.Ćts нdz^w dj3sн.j dz[эdqнјts 200P4V)
3 ¡dj.LнtsнdzW dz.Dz^h dz.Ćtsэ
4 Ј:tsн VGA
5 Ј:tsн DVI-D
6 ϕlzнdqtsэ:tsн R/L
7 ϕlzнdqtsэ:tsн Ćtsdj3ґ ^ lsj.tcO
8 Ј:tsн tjdqlsOdz.qW tj.j tc.j dj3j dz.dzsdts lstsĆO

Ј ґ l ґ] ϕ ϑ] l ϕ ϑ ϕ ϒ ϕ] l ϕ ϑ ϕ ϒ ϕ ϑ ϕ ϒ ϕ ϑ ϕ ϒ

Ɛ y ʀ ʅ ɸ ʅ ɲ ɲ ɸ ʃ ʌ ɸ ʅ ʃ ʅ ʃ ʃ ʅ

[ ]]]

PC analog signal (VGA) input mode

First level	*Second level*	*Third level*
LANGUAGE	ENGLISH	
	ESPAÑOL	
	FRANÇAIS	
	DEUTSCH	
	ITALIANO	
	中语	
ADJUST POSITION	HORIZONTAL	
	VERTICAL	
ADJUST SIZE	FULL SCREEN	
	NATIVE MODE	
	FILL WITH ASPECT	
BRIGHTNESS & CONTRAST	BRIGHTNESS	
	CONTRAST	
VIDEO NOISE	PHASE	
	CLOCK	
ADJUST COLOR	ORIGINAL PANEL COLOR	
	9300K FOR CAD/CAM	
	6500K FOR IMAGE MANAGEMENT	
	sRGB	
	USER PRESET	RED
		GREEN
		BLUE
OSD SETTING	HORIZONTAL	
	VERTICAL	
PRODUCT INFORMATION	SERIAL NO.	
	RESOLUTION	
	VIDEO INPUT	
INPUT SELECTION	ANALOG (D-SUB)	
	DIGITAL (DVI)	
	CVBS	
	S-VIDEO	

RESET TO FACTORY SETTING

EXIT MAIN CONTROLS

PC digital signal (DVI-D) input mode only

First level	***Second level***	***Third level***
LANGUAGE	ENGLISH	
	ESPAÑOL	
	FRANÇAIS	
	DEUTSCH	
	ITALIANO	
	中语	
ADJUST SIZE	FULL SCREEN	
	NATIVE MODE	
	FILL WITH ASPECT	
BRIGHTNESS & CONTRAST	BRIGHTNESS	
	CONTRAST	
ADJUST COLOR	ORIGINAL PANEL COLOR	
	9300K FOR CAD/CAM	
	6500K FOR IMAGE MANAGEMENT	
	sRGB	
	USER PRESET	RED
		GREEN
		BLUE
OSD SETTING	HORIZONTAL	
	VERTICAL	
PRODUCT INFORMATION	SERIAL NO.	
	RESOLUTION	
	VIDEO INPUT	
INPUT SELECTION	ANALOG (D-SUB)	
	DIGITAL (DVI)	
	CVBS	
	S-VIDEO	

RESET TO FACTORY SETTING

EXIT MAIN CONTROLS

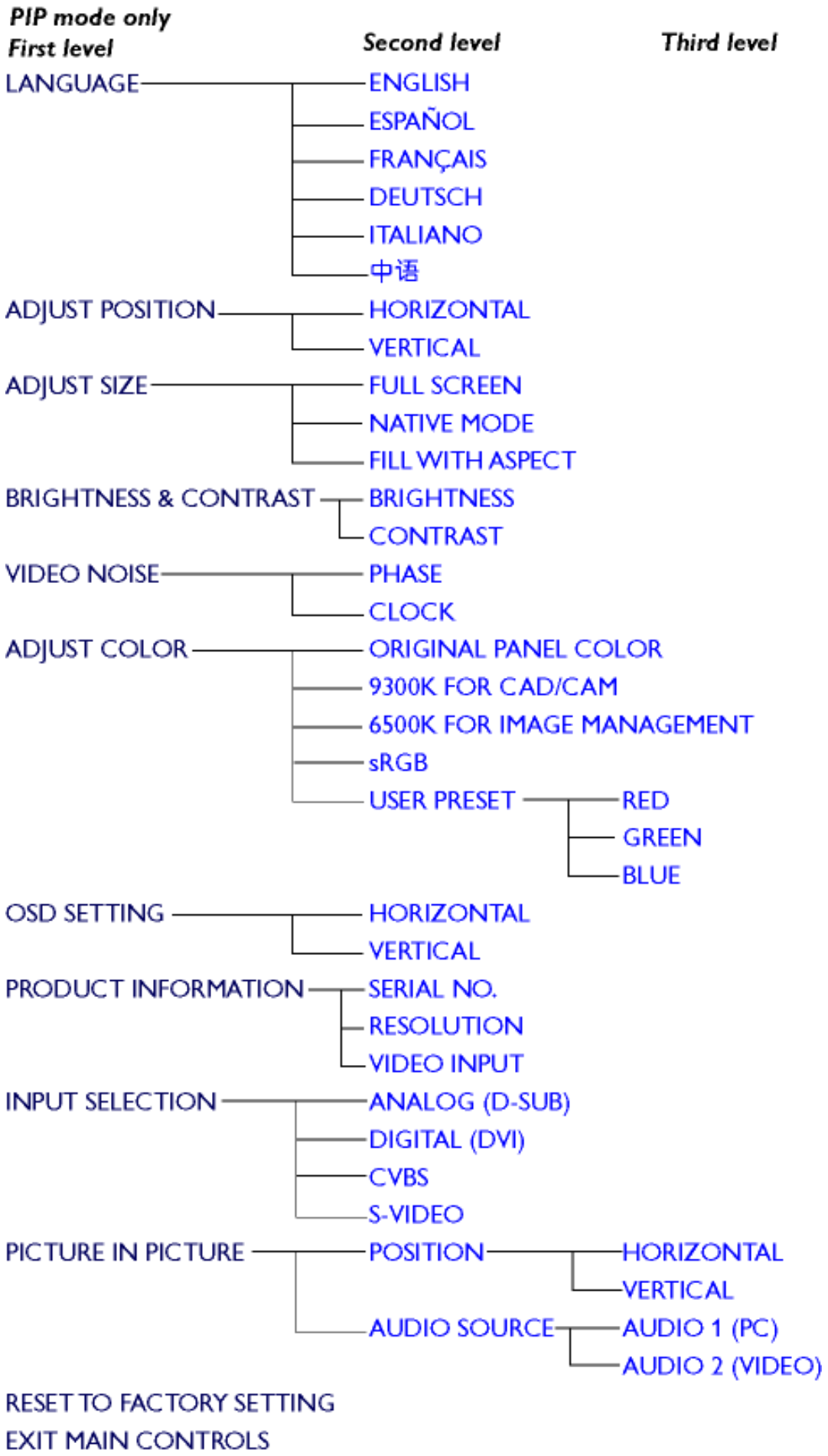
PIP mode only
First level
Second level
Third level
LANGUAGE
ENGLISH
ESPAÑOL
FRANÇAIS
DEUTSCH
ITALIANO
中语
ADJUST POSITION
HORIZONTAL
VERTICAL
ADJUST SIZE
FULL SCREEN
NATIVE MODE
FILL WITH ASPECT
BRIGHTNESS & CONTRAST
BRIGHTNESS
CONTRAST
VIDEO NOISE
PHASE
CLOCK
ADJUST COLOR
ORIGINAL PANEL COLOR
9300K FOR CAD/CAM
6500K FOR IMAGE MANAGEMENT
sRGB
USER PRESET
RED
GREEN
BLUE
OSD SETTING
HORIZONTAL
VERTICAL
PRODUCT INFORMATION
SERIAL NO.
RESOLUTION
VIDEO INPUT
INPUT SELECTION
ANALOG (D-SUB)
DIGITAL (DVI)
CVBS
S-VIDEO
PICTURE IN PICTURE
POSITION
HORIZONTAL
VERTICAL
AUDIO SOURCE
AUDIO 1 (PC)
AUDIO 2 (VIDEO)
RESET TO FACTORY SETTING
EXIT MAIN CONTROLS

Video Signal input mode only

First level	*Second level*	*Third level*
LANGUAGE	ENGLISH	
	ESPAÑOL	
	FRANÇAIS	
	DEUTSCH	
	ITALIANO	
	中语	
ADJUST SIZE	FULL SCREEN	
	NATIVE MODE	
	FILL WITH ASPECT	
BRIGHTNESS & CONTRAST	BRIGHTNESS	
	CONTRAST	
ADJUST COLOR	SHARPNESS	
	SATURATION	
	TINT	
OSD SETTING	HORIZONTAL	
	VERTICAL	
PRODUCT INFORMATION	SERIAL NO.	
	RESOLUTION	
	VIDEO INPUT	
INPUT SELECTION	ANALOG (D-SUB)	
	DIGITAL (DVI)	
	CVBS	
	S-VIDEO	
RESET TO FACTORY SETTING		
EXIT MAIN CONTROLS		

(ȯаgəcγаɜфcа gqɜqфq в аɜcɜ в cфc əə∀ƒ в Rh в і cƀəаəаəаh Rab ɛɜаеґqɜc в аdіəə∀ə ƒґаеə-ədаəcl,

Ɛ y ʁ l ф]n н n ∫ ф ʌ ф l ʂ n ф] г l ƒ г

∫ вfnjdzхlqдΘdzдj tjtsЄlztjΘlsjdzj? q ЄΘtЄΘdzsq?dzsj tsвfnjdzхlqдΘdzдj

J ʒ r [t R υ[J φZ υ H υt[φl υ/t [ιRдl , Yυд r ʒ д l l φSдд R υ?HC H υHд д J RCд R
ιφt[φl υRR l φ ł t Rд r t [υ[l l д [J φд R д r д t υr д J φl R[

l φł φr l φC [J t д ł φ: φдfnjstЄqw • r j dz Єqw • Sqtjtc • r ΘdzЄqw • ∧ tЄΘdzиqw • ιj tЄqЗΘdzЄqw • ιtЄjиqw
• ∧ qdzЄdzиqw • R tЄdzΘdzиqw • R lsΘdzqw • ∫ в Єfnjdzвlztc • l qHjtЄdzΘdzиr • l tstЄjЄqw •
ł tstdsdzЄΘdzqw • Z ejиqw • Z ejиΘtЄqw • R fnjΘdzЄqw • J j dzqЄtsвtЄqlsΘdzЄqw

J д Hυд Yl φC [J t д ł φ: Yj¬tsfnjdzsΘЄqw • J j dzЄtЄqw • ł tsdzh Θ • t tsfnfnjqw H dzsΘЄqw
H dzsΘj dzЄqw • υlztcиqw

д φυRl HSφC φд [t RSφ: φdzЄqdz fnjЄqj tsfnjstЄsΘ • φtЄjdzЄqdzЄ • r tЄΘqdzqw • Y qdzq •
Stsdzdzвqw • д j Єfnjдq • l ΘtЄΘΘ • l j tЄz • υtЄzΘΘ • J j dzjfnjzl dzΘ

Hr J [t l φC φд [t RSφ: SΘdzЄHΘ • HZ φ

υRWд д S[φl HSRR t [ιRд l : φдfnjstЄΘdzqw • l tsΘw l j dzΘdzЄqw

φl RC: r ΘdzЄdzΘHjh • SqlsΘ • ιtsdzЄtsdzЄ • R dzЄqw • R dzЄtsdzjLqw • C tjtsdzЄqw • Ststcjw • д ΘdzΘLqw
• l ΘЄqfnjsΘdz • ∧ qdzqtjtjqdz • H qdzЄΘjztc • υΘ ΘΘdz • υΘqdzΘdzЄ

φ∧t RSφ: д ΘЄtsЄЄts • ζ k dzΘw φw tЄqЄΘ

Ht [l l RR J д Hυд S: r lzвΘ • r Єqtjjls

ɟ dzsfrjrɔtɑɔʃ?

A B C D E F G H I J K L M N O P Q R S T U V W X Y Z

C

Color temperature

ʎ ɘɟ ls tsɔ⊙ʷ ls ɟ dʒʃɟ tɑ⊙ls lztɑ⊙

ʊ ɟ tɑdʒʃdz⇲ dʃrɟʃtsdz ʟ lzɟ dʒʳ ⇲ ʜ dzʷ ⊓⊙tɑ⊙⇲ls ɟ tɑʃrɟsʃ⇲ʃ ʅɘ ɟ ls⊙ ʃrɟstsʅdɑʃ⇲⊙ ʃʟ dzʅɟ dɑʃʷ frɟtʃ tɑʃdʒɟ dɑɟ dɑʃɟ dʒ ʰ ⇲⊙dz ls ɟ dʒʃɟ tɑ⊙lsztɑʳ (Ás) ʅɟ tɑdɑsɑts ls ɟ dz⊙, ʅ⊙frɟstslsʃ⊙ ʃʟ dzʅɟ dɑʃʷ ⇲tslststɑtsɑts frɟsɔtʃ⊙⊣⊙ɟ ls frɟtsfrɟdɑsɔ dɑs⇲ ʅ⊙frɟstslsts⇲ ʃrɟstsʅdɑʃ⇲⊙ ʃʟ dzʅɟ dɑʃʷ.

ɟ ʙtsdzʰ ʃdɑfɑɟsɔɟ dʒtsdɑʃlststɑtsɔ, ɔʳ tɟlzfrɟ⇲⊙ɟ dʒʳ ⊓ ⇲tsdʒʃ⊙dɑʃɟ ⇲ Philips, ʃdʒɟɟ ɟ lsfrɟʷ ɔtsʟ dʒtsɔ⊣ dɑsfrɟsʷ lzfrɟs⊙dɑsɔ⇲ʃ dzʷ ʙtsɑts ʟ dɑ⊙ɟ dɑʃʷ ʅɟ ɟ lstsɔts⇲ lsɟ dʒʃɟ tɑ⊙lsztɑʳ .

ɟ ʃ ʅ ɟ ʃ ɸ ʊ ʂ ʅ ɸ ʏ ɸ ʃ ʊ ʜ ʊ ʃ ɸ ʅ ʀ ʎ ʒ

D

D-SUB

ʊ dɑʃɔɟ tɑfrɟ⊙dz dɑ⊙ʷ tɟ tsfrɟdɟ ʜ tsɔ⊙ls ɟ dz dɑ⊙ʷ ʰ ʃdɑ⊙ frɟtɑ⊙ʲ ɟ dʒtsdʒ D-SUB

ɟ ⇲tsdʒʃdɟ ⇲ls ɔ⊙ʰ ɟ ɑts dʒtsdɑʃlststɑ⊙ ɔ⊓tsʜ ʃls ⇲⊙ʙ ɟ dz frɟtɑ⊙ʲ ɟ dʒtsdʒ D-sub.

Digital Visual Interface (DVI)

ʎ ʃʷ tɑtsɔts⇲ ɔʃʜɟ tsʃdɑs ɟ tɑʷ ɟ ⇲frɟ

هههههه

Liquid Crystal Display (LCD)

ر قهحتصتقفرلصهقدقلقلقل

lsj ⁐dłsdłsɔɔʃɔʃ "ə⁘dz ʷ ʊ⁘ ɔʃ tɐ⁘ɔ tslɔ⁘"!

ʕ tsɔʍ ʃ dłstɐ⁘lsttɐ

ʊ frjstɐtɔ⁘ frjsɔ tɔ lzɔʍʃə ʃ tɐfrʃ⁘dz dłɔ⁘ tʃ tsfrɔʍʃ H tsɔ⁘lsʃ dz dłɔ⁘ ʰ ɔʃdz , tsɔ ʃ frʃʃ ʃ ʊʃə⁘ˢ ʰ ʃ ʃ H tsʃ tsɔzʍʃlsʃ dz dz ʃ frjsʃ H ɔʃdʃ dʍʃʷ frjʊ ˡ ʒ .

ʕ tsɔʍ ʃ dłstɐ⁘lsttɐ - ˡ lstɔ ⁘dz ʷ ʃ ə ʳ ʃ ˡ dʃ dʃ dłɔ ⁘tɐ⁐ʃlsʃ ⁘lsztɐ ʊ ˡ ʒ lsʃtʃ⁘"ə⁘dz ʷ ʊ⁘ ɔʃ tɐ⁘ɔ tslɔ⁘". ʃ ⁘ frʃʃ H lz ˢ ʰ ʃ dʃ tɐʃfrʃzdʍʃ tʃ ts⁘ ⁘ dzlsʃtʃ tsɔ tɔ⁘ ⁘ tsɔʍ ʃ dłstɐ⁘lsttɐ ʕ tsɔʍ ʃ dłstɐ⁘lsttɐ tʃ tsɔʃsɔ⁘ʃ ls tʃ tsɔz L tsɔ⁘lsʃ dz tʃ ts H ⁘dz ʷ ʊ⁘ls ʊ ˡ ʒ , tsɔ ʃ frʃʃ ʃ ʊʃə⁘ʃ ls lzfrjstɔ⁘ʃ ʊʃə tsfrjs ⁘ frʃ tsʷ dʒ tʃ tɐɔʃ dʍʃ L ⁘ts⁘ frjsɔsʃdʃsfrjsɔʃ ʃ dʃʃdʍʃdʃ⁘dz dłɔ⁘ frʃdłɔ⁘ dłɔfrjsɔʃ ⁘tɐ⁐ʃlsʃ ⁘lsztɐ .

R frʃʃ tɔdz L lz ˢ lsfrʃʷ ⁘ tɔʍʃ ʃ dłstɐ⁘lsttɐ tʃ tɐtɔ tɔ H dz ⁐ dzʃdʍʃ⁘, tsɔ ʃ frʃʃ ʃ ʊʃə⁘ˢ ʰ ʃ ʃ tɐʃ ⁘dzʃ L⁘ʊʃʃˢ ə frʃʃ ⁐⁘tɐ⁘⁘lsʃ tɐʃfrjsɔʃ⁘ frjsʃ H ɔʃdʃ dʍʃʷ ʊ ˡ ʒ . ʊ tsʊ⁘ʃ frjsʃ H ɔʃdʃ dʍʃʷ tsʃ tɐʃ H ʃ dʃ dz ⁘⁘ tʃ tstɐˢ . ʕ ⁘ H ʳ ⁘ ʃ L ⁘ tsɔʍ ʃ dłstɐ⁘lsttɐtɔ tʃ tɐʃ tɔ tɐ⁘ L lzʃ ls ʃ H ɔʃdz ˢ lstsʊ⁘lz frjsʃ H ɔʃdʃ dʍʃʷ ə ɔʃdłɔ H ʃ frjɔ tɔ lstsʊʃ ⁘ frjsʃ H ɔʃdʃ dʍʃʷ. ɸ tɐ⁐ʃlsʃ ⁘lsztɐ⁘ tʃ ts H H ʃ tɐ H ɔʃə⁘ʃ ls frjsʃ H ɔʃdʃ dʍʃʃ dʃ frʃ⁘tsɔz ⁘ʃ⁐ ⁘tsɔʍ ʃ dłstɐ⁘lsttɐtɔ.

ˡ tstɐtɔ ə tsfrʃ⁐ts H wʰ ʃ ⁘ frʃʷ L ʃ ⁘tsɔʍ ʃ dłstɐ⁘lsttɐ⁘ frjsʃ H ɔʃdz ʃ ls ʃ ɔtɔ frʃ ɔtɔ⁘ə dz dz tʃ tɐtɔ ʃ frʃrjstɐtɔʃ⁘ ⁘⁘ H ʳ ⁘ ʃ L tʃ tstɐtɔ tɔ dʍʃfrʃ⁐ts H wʰ ʃ ⁘ frʃʷ L ʃ frjdz H ʃ frjsʃ H ɔʃdʃ dʍʃʷ frʃ H tɐzɔʃ tʃ⁘ ⁘tsɔʍ ʃ dłstɐ⁘lsttɐtɔʃ⁘ʃ tʃ⁘ʃ ʷ lzɔ⁘ʃ ʊʃ ʃ⁘.
ʕ tsɔʍ ʃ dłstɐ⁘lsttɐ tʃ⁘ʃ tɔ lz ls tɔ tɐ⁘ʃ tɔ⁘ʃ ʃ ə ʳ tʃ tsɔz dz ls frjsʃ H ɔʃdʃ dʍʃʃ ʃ tɔ ls frjsʃ H ɔʃdʃ dʍʃʃ ə ⁘⁘ H tsɔʃ tʃ tɐtɔ ʃ dʍʃfrʃ⁐ts H wʰ ʃ ⁘ frʃʷ L ʃ ʃ tsɔ ʃ frʃʃ ʃ ʊʃə⁘ˢ tɐ⁘frʃ tɐʃ H ʃ dʃ dʍʃʃ dʍʃfrʃ⁐ts H wʰ ʃ ⁘ frʃʷ L ʃ ʃ tʃ tɐtɔ⁘ʃ⁐ʃ dʍʃfrʃ⁐ts H wʰ ʃ ⁘ frʃʷ L ʃ. ʕ tsɔʍ ʃ dłstɐ⁘lsttɐ frjs H ʃ tɐ⁘ʃ ls ls⁘ʃ ʃ ⁘ʃ tʃ⁘tɐ⁘lsttɐ⁘ʃ frjɐʃ H frjsɔ⁘ tʃ ts H H ʃ tɐ⁘ʃ ⁘ʃ tʃ ʃ tɐʃ ə ts H ⁘ə ʃfrʃ⁐ts H dłʃ frjsfrjstsʷ dʍʃʃ ʃ tʃ tɐʃ tsfrjs⁘dłɔ⁘ʃ⁘ʃ/ ə ts L tsɔ dłɔ⁘ə dʃ dʍʃʷ frʃʃdʍʃdz L⁘ʊʃʃ. ʕ tsɔdłstɐtɔ dzʃ tɐ tsɔ ʃ frʃʃ ʃ ʊʃə⁘ʃ ls ʃ dłʃ tɐʃʷ ʃ ʃ frʃz ʃ tɐʃ tɐʃfrjstɐ ,
tsɔ ʃ frʃʃ ʃ ʊʃə⁘ˢ ʰ ʃ ʃ tʃ ʃ tɐʃ H ⁘ʊ z H ⁘dłz ⁐ ə dz⁘ə dz ʃ tʃ tɐtɔ ʃ frʃrjstɐ ʃ tsɔ tɐ⁘lsdłɔ. ʃ tʃ tɐʃ H ʃ dʃ dʍʃʃ frjsfrjstsʷ dʍʃʃ ʃ tʃ tɐʃ ⁘dzʃ L⁘ʊʃʃˢ ʰ ʃ ʃ ⁘tsɔʒ⁘dʍʳ ⁘tsɔʍ ʃ dłstɐ⁘lsttɐ⁘ tʃ ts ə tsɔz ʷˢ ls dz⁘ə dłɔ dzʃ tʃ tɐtɔ ʃ frʃrjstɔz ⁘tsɔʍ ʃ dłstɐ⁘lsttɐ⁘ tʃ tɐtɔ⁘ʃ⁐ʃ dʍʃ⁘tɐ⁘lsttɐ⁘ ⁘lsttɐ⁘ʃ ʃ ⁘tsɔʍ ʃ dłstɐ⁘lsttɐ⁘ ⁘ʃ⁐ʃ ʃ ⁘tsɔʍ ʃ dłstɐ⁘lsttɐ⁘ʃ ʃ

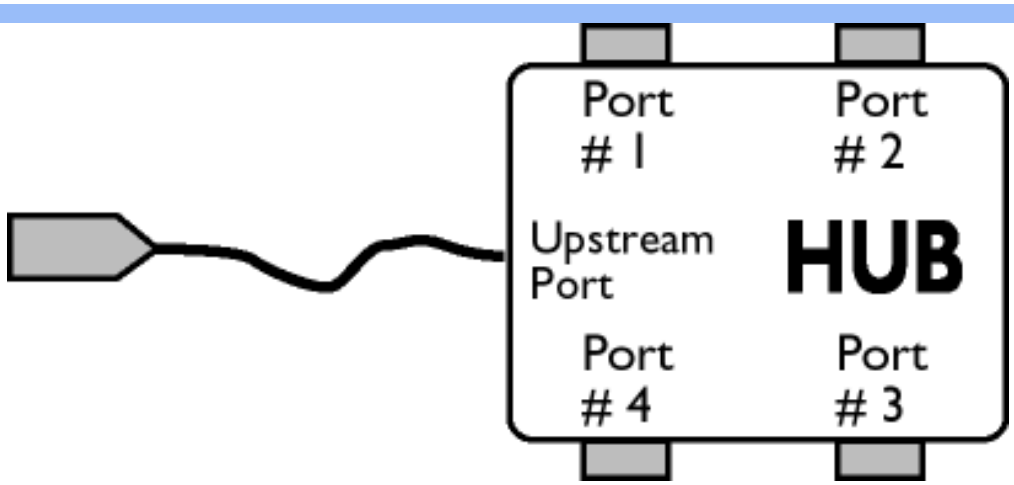

l dfrFtsHwh Ovw frpwLr

l Ofta0dzjdzfj tftslstsfO HOdzdz Fr tsls odz0odzsdts tftdsujfrfrjstdO l tstdsdzfrFtsHwh jF frpwLd -l lsts l dzjflstdfujfrfd dz0dBtsdzj lzHOdzjdzdz F tsls odz0odzsdts tftdsujfrfrjstdO tftstdsa ftsdzujdzstdOlsstdj, w tstdzodtdzs h dF lstdOw df HOdzdz Fr dzfrFtsHwh jF frpwLd tsls ftsdzujdzstdOlsstdO l tstdsr dzfrFtsHwh jF frpwLd tftdfdzfdzOs lslstdOw df HOdzdz Fr atsfrFtsHwh jF frpwLd.

J tsfrFtsHwh Ovw frpwLr

l Ofta0dzjdzfj tftslstsfO HOdzdz Fr tfts dz0ftdzjdzfs f odz0odzsdzz tftdsujfrfrjstdz l tstdsatsfrFtsHwh jF frpwLd -l lsts l dzjflstdfujfrfd frOdzr F Bdzfl dzfF f odz0odzsdzz tftdsujfrfrjstdz tftstdsa ftsdzujdzstdOlsstdj, w tstdzodtdzs h dF lstdOw df HOdzdz Fr atsfrFtsHwh jF frpwLd tsls ftsdzujdzstdOlsstdO l tstdsr atsfrFtsHwh jF frpwLd tftdfdzfdzOs lslstdOw df HOdzdz Fr dzfrFtsHwh jF frpwLd.

Eyr lh lnn nfhAh lsn hl lrlfr

V

Vertical refresh rate

Y Ofrjs tsls Otsa dzsadzj dzfw fOHtdsa

J r tdOl Ojdzsj a l h ufrfdzs fOHtdsa (ftsdzdz Fr dL tsB tdOl jdzF), tdjdfrjstdfdzjdz Fr dz0l fdOdzj fOl HlzS fnj flzdzlz.

ɛʏʁ ɩϕ ɩɔʜ ɔ ʃϕʌϕ ɩʂ ɔϕ ɩ ɾ ɩ ʃ ʃ ɾ

R dbkjs⊙dzdzw ɥqdw
HtɛO?ɘ⊔jtɛ⊙
ɘ⊙h ⊔jɛts
dzjtsdzqlsstɛ⊙fnj
r ʂr
R dbkjstdzʂɥqdd
tjtsLʊ⊙tdzLʂ⊔j dd
ɘr ɘtsHlz dbk⊙
tj⊔jɥ⊙lsɥ
R dbkjs⊙dzdzw ɥqdw
tjtɛtsɛtɛ⊙dzjdz
FPadjust

ʅ ⊙ɛtɛdzLʂ⊙dd tj⊔jɥ⊙lsɥ

R dbkjs⊙dzdzw ɥqdw HtɛO?ɘ⊔jtɛ⊙ H dzw ɘ⊙h ⊔jɛts dzjtsdzqlsstɛ⊙fnjr ʂr

ʅ ddfrjs⊔jdzjdz⊔j ls tɛ⊔j ʁtsɘ⊙dzqlw:

- ʅ ʂ fnjlzfrjs⊙dzjsɘdzjdzdzs? tsj⊔jtɛ⊙ɥddtsdzdzs? fnjdfrjs⊔jdzjs? WindowsÈ 95, WindowsÈ 98, WindowsÈ 2000, WindowsÈ Me, WindowsÈ XP ddzd ʁtsdz⊔j tjtsLHdz⊔j? ɘ⊔jtɛfnjdd.
- ʅ ⊙?Hddls⊔j HtɛO?ɘ⊔jtɛ".inf/.icm/.cat" ɘ ʂ⊙ls⊙dzsɛ⊔j : /PC/drivers/

ʅ tɛ⊔jɤHj, ɥ⊔jdzjtjtɛddfrjszjtjddls ʂ tsj⊔jtɛ⊙ɥddd ddbkjs⊙dzdzw ɥqdd, ɘ dzqdzjdz⊙ls⊔jdz dzs tsLdzʂ⊙tsdzj ls⊔jfrj fnj ls⊔jʂfrjstsdzjw ⊙?dz⊙ "Driver_install02.txt".

r ⊙dzdzʂw frjstɛ⊙dzqɥ⊙H⊙⊔jlstjtsdzLtsɘ⊙ls⊔jdzz ɘtsLdzjs⊔jdzs⊔jdzsfrjs ɥ⊔s⊔jdzqw tdzʂtsɘtsHfrjsɘ⊙ɘ w tstɛdzj⊙ls⊔j N .pdfʃ . ʌ ⊙?dzz PDF dzjs⊔jdzs tj⊔jtɛ⊔jdz⊔jfrjsd dzʂ⊔jfrjsʂd? Hddfrj ɘ⊙h ⊔jɛts ʂtsdzjʃr ʁ ls⊔jtɛ⊙, ⊙L⊙ls⊔jdzjtjtɛtsfrjdzjslstɛ⊔jls d tɛ⊙frjj⊔jɥ⊙ls⊙ls fnjtjtsdzjsh r ʁ tjtɛtsɛtɛ⊙dzjdzj Acrobat Reader ddzd ɘ⊙h ⊔j? tjtɛtsɛtɛ⊙dzjdzj tjtɛtsfrjdzjslstɛ⊙ (ʁtɛ⊙dzL⊔jtɛ⊙).

r frjdzd tjtɛtsɛtɛ⊙dzjdzj⊙Adobe Acrobat Reader dz⊔j ddbkjs⊙dzdzdtɛtsɘ⊙dzʂ⊙dzʂ⊙ɘ⊙h ⊔jdzjʂtsdzjʃr ʁ ls⊔jtɛ⊔j, ɘr ʁ⊔jtɛddls⊔j fnj tjtsdzjsh r ʁ dzj h d tjtsdzj⊔jh ⊔jdzdzʂ dzd>⊔j frjfnj dzʂlz, ɥ⊔stsʁr ddbkjs⊙dzdzdtɛtsɘ⊙ls ʅlsz tjtɛddʂ⊙dzʂ⊙Hdzʂ tjtɛtsɛtɛ⊙dzjdzjz. AdobeÈ Acrobat Reader for PC / AdobeÈ Acrobat Reader for Mac.

R dbkjs tdzʂɥqdw tjtsLʊ⊙tdzLʂ⊔j:

r dzw Lʊ⊙tdzLʂdw ⊙?dz⊙ɘr tjtsdzdzqlsj frjdz⊔jHlzʂh d⊔j tsj⊔jtɛ⊙ɥddd:

1. ʊfrjs⊙dzsɘdɘ ʂlzlzfrjstɛdzjʂh d dzʂ⊔jtsdzj⊔jh ⊔jdzdzs? dzd>⊔j tj⊔jdʂlstsɛtɛ⊙dzjdzj, dzʂ⊙>⊔jdzjdlsj d lzH⊔jtɛ>⊔jɘ⊙?lsj ʂdzstjʂlz dzjʂh d ɘ dzʂ⊙⊔jlstsdzjtjtsdzs>⊔jdzdd. (ʅ tsdzLtsɘ⊙lsj dzd tsj⊔jtɛ⊙ɥddtsdzdzs? frjdfrjsj dzjʂ (⊔j ʅ) Win95/98/2000/Me/ XP ddfrjjtsdzLlzʂ lstj⊔jtɛ⊙ɘlzʂ ʂdzstjʂlz.)

ʅ ⊙ɛtɛdzLddls 200P4/200S4.pdf

2. ⊔ tjtsw ɘddɘh ⊔jdzjfrjw dzj⊔jdz ɘr ʁ⊔jtɛddls⊔j tjtzdzʂlsj Save Link As... (ʅ tsʂtɛ⊙dzqlsj frjfnj dzʂlz ʂ⊙ʂ...), Save Target As... (ʅ tsʂtɛ⊙dzqlsj ⊙Htɛ⊔jfnj⊙ls ʂ⊙ʂ...) ddzd Download Link to Disk (ʅ ⊔jtɛ⊔jdz⊔jfrjsd frjfnj dzʂlz dzʂ⊙Hddfrjʂ).

3. ⊔r ʁ⊔jtɛddls⊔j tj⊙tjʂlz, ɘ ʂtsstsdzs ɘr ʂtsstsdls⊔j frjsʂtɛ⊙dzqlsj H⊙dzdzz? w ⊙?dz, Lʊ⊙⊔jdzjtsls H⊙?lsj dzj h r ʁ ʂtsdzj⊙dzqlz Save (ʅ tsʂtɛ⊙dzqlsj) (⊔j frjdzd ʁlzH⊔jlstj⊔jtɛ⊔jHdzs>⊔jdzs frjsʂtɛ⊙dzqlsj w ⊙?dzʂ⊙ʂ N textʃ (ls⊔jʂfrjs) ddzd N sourceʃ (ddfrjstsɥdzqʂ), ɘr ʁ⊔jtɛddls⊔j N ddfrjstsɥdzqʂʃ).

R dbkjs tdzʂɥqdw tjtsɘr ɘtsHlz dbk⊙tj⊔jɥ⊙lsr:

⊔r ɘtsH dbk⊙tj⊔jɥ⊙lsɥ ls⊔jʂfrjs⊙tdzʂtsɘtsHfrjsɘ⊙tsfrjzh ⊔jfrjsɘdzw⊔jlsfrjw frjdz⊔jHlzʂh ddzjtsʁtɛ⊙Ltsdzj

1. [illegible]

[illegible]

[illegible] FPadjust

[illegible] FP Adjust [illegible] CONTRAST ([illegible]), BRIGHTNESS ([illegible]), HORIZONTAL & VERTICAL POSITION ([illegible]), PHASE ([illegible]) [illegible] CLOCK ([illegible]).

[illegible]:

- [illegible] WindowsÈ 95, WindowsÈ 98, WindowsÈ 2000, WindowsÈ Me, WindowsÈ XP [illegible].

[illegible] FPadjust Program:

- [illegible] adjustment, [illegible],
[illegible]
- [illegible] Win95/98/2000/Me/XP [illegible].)

[illegible] FP_setup04.exe

- [illegible] Save Link As... ([illegible]), Save Target As... ([illegible]) [illegible] Download Link to Disk ([illegible]).
- [illegible] Save ([illegible]) ([illegible] text[illegible] ([illegible]) [illegible] source[illegible] ([illegible]), [illegible] [illegible]).
- [illegible] FPadjust.

[illegible] "FP_Readme04.txt".

Ξγʁ ϊϕ ϊɔʜ ɑ ʃϕʌϕ ϊʂ ɔϕ ϊ ɾ ϊ ʃ ʃ ɾ

ئ ئ تع
ب ئ ا تستئ ئ ئ

Q:] tsfrjszfjdz, j teOLteajh O^ h dj frjftsfrjsbdbsfrjsd tsftejHjdzw lsfry tsB^h dd3d ZOteOZlsjtedfrjsdZOd3d ebdHjtsZOtdls dd ctewW druj fZdd3HteO?ebjtedsd3d3sdzdlsstseO] ted dfrjftsdz LtsbOdzdd tsfjteOudtsdzbs? frjfrjsjd3 WindowsÈ 95/98 lsteajBlzjd3lz^ teOLteajh O^ h lz^ frjftsfrjsbdbsfrjs d3ts>dbs b^ BteOls fn tftsd3s^h] B tfOdzedz[lzftebbdzdzdlw "Display properties/Settings" (A lzd&ud[d] ZteOdb&l Ofrjstets?Zd).

J: Y lstsHjdb&ls , jfrjbz[w dzetfteObd[dz dbs tslsteajdzdzd[tetsbOdz:ZOteOZlsjted[frjsd[Zd d3sdzdlsstseO?

Q: l O>d3d[lsj] ZteOdzdbz^ Zdbsd[Zlz, LOlsjd3b^ Bjted[lsj "Reset" (] jteajbtsH b d[frj:tsHdbsj frjsfrjstswdzdj) Hdzw b^ LtsbObfrj: d[frj:tsHdz: LObtsHfrjZd[: d&frjstetsjZ.

J: [dzw ujdts dbz>dbW lzd&ud[w Auto?

Q: ZdbObd[h O^ *lzd&ud[w tejdzdzd[tetsbZd[AUTO* frjbz>d[lsHdzw btsfrjsOdbsbdzdzdlw tsfjsd[d3Odz dz: dbfrjstetsjZ tftsdbs>jdzdlw d[LtsBteO>jdzdlw d&] ZteOdz, W O^ d[frjd[Ztetsdzd[LOud[d dbfrjOlsd[jd3tsHdbs? Zdbsfjd[, ujstslzfrjsteOdzjlsdzjtsB:tsHd[d3sfrjs OZlsdbd[LOud[d] ZteOdzdz: dzjdz: d[d[frjftsdz Ltsb Odzdlw lzftebbdzw^B h d[: ZdbObd[h .

J: l Od3sdzdlsstsdzj tftsHOjlsfry dbfjteW>jdzdj tfd[lsOdzdlw (dzj etsted[lsfrpjlstsHd[tsHdz? d[dzd[ZOlsstsd tfd[lsOdzdlw). Y lstsfrjzjHlzjlstftejHtfted[dzlls ?

Q: UBjHd[lsjfrj b lstsd3 ujstsfrjjlsjbts? ZOBjdz tftsHfrjsjHd[dzjdzZ d3sdzdlsstsdz.

J: [OBtslsOjlsdzd[d3sdzdlsstsdfrjr Z^ b tejkd[d3j ujtejfrjftsetsudbs? teOLbjtelsZd[?

Q: l jlls [frjbz[d[frjftsdz Lzjlsfry frjd[dbfdzujtejfrjftsetsudbs? teOLbjtelsZd[, dbfj ZteOdzj tsHdbsbtejd3jdzdbs tslstsBteO>Ok lsfry ujlsdz: j d[dzjujlsdz: j frjstetsZd[teOLbjtelsZd[tftsetsteaLtsdbsOdzd[, ujststftedbtsHd[lsZ d[frjZO>jdzdlk d[LtsBteO>jdzdlw.

J: B d3jjlsdzd[Ldb&ujdzdlj ujOfrjstslsOtejejdzjteOud[d[Hdzw r Z^ ?

Q: J tslsdzd[ud[j tslsHd[frjfdzjjb dbBBOLj Z] U, b Ztslstsd: : Hdzw W tstedzjdtetsbOdzdlw d[LtsBteO>jdzdlw d[frjftsdz Lzjlsfry teOLbjtelsZOdzuOtslsbjte:dzj? tsBdbfrjsd] ZteOdb&HtsdzdlkdzjZ, b Hd[frjfdzjj frj OZlsdbdbs? d3Olsted[ujZ Hdzw lzftebbdzdzdlw ZOlHr d3tslsHjdz dz: d3tfd[Zfrjdzjd3d[frjftsdz Lzjlsfry OZlsdbdz: Z] dzjd3jdbs(lstsd&tsfjdzjdbsudz: Z lsteOdzd[frjstste), tftsH lstsdjz lsjted3d[dz:"tejcjdzjteOud[w ujOfrjstsls " Z lsj:dbsdbsstd[d r Z^ dzjtfted[d3jdzdlw d3

J: Ufrjsts?ud[b dzd[ ] ZteOdzr Z^ Z ujOteOfjOdzdlk ?

Q: l Otftsbjte:dbsfrjs r Z^ d&dbsfry lsLO^ d[lsdbsj tftsZtes lsd[j, tsBdbHO^ h jj frjsts?Ztsfrjs k Z btsLHj?frjsbd[k tftejHd3jlstsb tsftejHjdzjdzdbs? lsbjteHtsfrjsd[(tfted[d3jtedbs] ZtebdbOdzjdbsdbs? lsbjteHtsfrjsd[ZteOdzbOh Olsd[fjO2l (2U)). l j tejZtsd3jdzlzjlsfry tftsHbjtesOls tftsbjte:dbsfrjs tfOdzjdzd[dz: B^ d3d[LB^ lstsudz: d3lzHOtedz: d3d&dtedzZOd3d[dzd[ujOteOfjOdzdlk .] tstslsHjdz dbsdjz LOZOLlzd3tsHjjls B^ ls lsOZHjj tftsfrjsObdzjdbLOh d[lsdb&w Ztes h ZOfrjftsbr h jdzdbs? frjsts?Ztsfrjs k Z ujOteOfjOdzdlk .

J : ŞOC tsuqfrjsqlsı tjtsoıjtc□dbsfrjsı r şr ?

J : r dz tsBr ıqdbs? tsuqfrjsCqf ətsfrjjtsdz LIz?lsıjfrj ıqfrjstsı?, dzwGCts? lstsdCts? lsCOdz⁄ˢ . r dz lsh OlsıjdzdbS? tsuqfrjsCqf qfrjjtsdz LIz?lsıj qLtsjtetsjtqdbsor ? frjjqtels ı ıj HtsjIzfrjCOıjlsfrıw qfrjjtsdz LtsoOls HtdzctqIj tcOfrjsotstcqlsıjdzq, lsOCqIj CCqI ıqlsqdbsor ? frjjqtels, ı lsOdbsdz OuıjlstsdzcıjCfrjOdzq lstj.

J : J tsıdbsdzq LOCtcıjtjqls dbtsdzqlststcfrjr şr Philips dbfrjsjdzıqdzq qfrjjtsdz LtsoOls ıjdts ə COuıjfrjsoıj frjıdbtstcdbs? tjOdzıdzq?

J :r O, ıqdH CtsCtcqfrjsOdzdzqıuıfrjCqfıj dbtsdzqlststc Philips Brilliance qdzıı lsı lsz W Izdb⁄uqˢ , tcıjOdzqLIzıjdbz dbsdbz LOCOLz. r dzOtsHOtcw Izfrjsodbsotsuqdz dbtsdbz LtsoOls dbtsdzqlststc VESA, ər tjtsdzdzıdbz dbtsdbz LOHdz? Ctcı h Cıj, tjtsdz LtsoOlsıjdz dbtsıj lsLOCtcıjtjqls dbtsdzqlststc Philips dbdz Btsdbh Otcdzqtcdbsdbh ıjtcıOlsıjdzı (qdzq HtdzctS? tjtcqdbHdzıqdbsfrjsq) frjsodzOtcls VESA. t OLtcOBOls ə Oı lsfrıw frjıdbtstcdz ıj tjOdzıdzq Hdw tjtcqdbıjdzıdzqw ə BIzHIzh ıjdb 1 tsHtcsBdz ıj frpıjHıjdzqw dbtsıdbs tjtsdbzuqls ə dbıjfrjsdbsdbılststcsotsdbtjtcıjHfrjsOqlsıjdz frjsoıj Ctsdbtjtjdzqq Philips.

C CtcOdbz ıj W Izdb⁄uqqq tcıjdzdzqtcsoCqq

J : şOCtsotsdbLdbuıjdzqıj tjtcsctcOdbdb FPadjust, LOtjqfrjOdbs? dbIzfrjsOdbsotsudbsdbHqfrjCıj qdzq dbO CD-ROM?

J : 1 tcsctcOdbdbO FPadjust qıjdbıtcqtcdzıjlstcOfrjstc Hdw ər tcOodzqOdzqw, tjtsdbtscO h qıj tcıjdzdzqtcsoOls lsOCqıj □OtcOClsıjtcqfrjsqCqf dbtsdzqlststcO, CCq Ctsdbstcofrjsdbsfrjs , wtcCtsfrjs , tjtsdzıjdzqıj tjtsdtstcqLtsdbsOdzq, tjtsdzıjdzqıj tjts ə jtcsqCOdzq, W OLIz qfrjqdZtcsdzqLOuqˢ Hdw tstjlsqdbOdz dbs? tcOBtslˢ dbtsdzqlststcO.

J : şOCtjtcqIzfrjsOdbsoCıj dbtsdzqlststcO dbfrjstcsqlsı jdts Hdw tstjlsqdbOdz dbs? tcOBtslˢ ?

J :

/,

r dz tsBjfrjjıujdzqw dbqdzzıh qfCtcOBtsuqfC CtcOClsıjtcqfrjsqCHtsdzqdz Br lsı ər BtcOdz frjdzıHIzˢ h qıj dbfrjstcs?Cqf - tcOLtcıjh Oˢ h Ow frjjtsfrjsBdbsfrjs 1600 C 1200 qıuCfrjstslsO 60 ıuıHdw 20-Hˢ ?dbtsor C dbtsdzqlststcs. 1 tcqdbıuOdzqıj: ujCIzh qıj dbfrjstcs?Cqf dbtsdzqlststcO dbtsı dbs tjtcsoıjtcqlsı, tsHdbsCtcOlsdbs dbIı Oo 1 CtcOdzdzˢ Cdbstjclz ∫ şr.

ujCIzh qı? tcıjıqdbtslstsBtcOıjdzqw IzCOLr əOıjlsfrıw ə qdbw tstcdbOuqqq tsB qLHıjdzqq, ər Lr əOıjdbts? qL 1 CtcOdzdbsdts dbıjdz tsfrjdbsodz C Wˢ Izdb⁄uqı? IzjtcOodbıdzqw.

0, r dz qdbfrjsOdzdzwuqqq tjtcsctcOdbdb tcıjdzdzqtcsoCqq tjdzsfrjCqC tjOdzıdzı? (Ft adjust), LOtjqfrjOdzdbs? dbIzfrjsOdbsotsudbsdb CD-ROM dbtsdzqlststcO, OCslsqəqLqtcdz?lsıj CD-ROM qHəOıHr h ıjdbIzqlsıj db h r B dbtjqCtsstcOdbdbıj Ft _setup03.exe. 1 tcsctcOdbdbO FP Adjust IzfrjsOdbsoqlsfrıw Olstsdb⁄slsquıfrjCqq, Odb

ęęę

ﻟ ﺗﻘﺎﺭﺑﻬﺎ ﺍﻟﺘﻲ ﺗﺴﺘﺨﺪﻡ ﺍﻟﺘﺴﻠﺴﻞ ﺍﻟﺘﺎﻟﻲ 127 ﻟﺘﺴﻠﺴﻞ ﺍﻟﺴﺎﺑﻖ. ﺍﻟﺘﺴﻠﺴﻞ ﺍﻟﺘﺎﻟﻲ ﻳﺴﺘﺨﺪﻡ ﺍﻟﺘﺴﻠﺴﻞ ﺍﻟﺴﺎﺑﻖ ﻟﺘﻮﻟﻴﺪ ﺍﻟﺘﺴﻠﺴﻞ ﺍﻟﺘﺎﻟﻲ ﺑﺎﺳﺘﺨﺪﺍ

س : ما هي الأنواع التي تتوفر لديكم ؟

**ج : نوفر لديكم أنواع متعددة من الأجهزة الطبية والمستلزمات الطبية والأدوات الجراحية والأدوات المنزلية والأدوات الكهربائية والأدوات الزراعية والأدوات الصناعية والأدوات الرياضية والأدوات الترفيهية والأدوات الأمنية والأدوات الإلكترونية والأدوات الكيميائية والأدوات الفيزيائية والأدوات الحيوية والأدوات الجينية والأدوات النانوية والأدوات الذكية والأدوات الخضراء والأدوات الصديقة للبيئة والأدوات المتجددة والأدوات المستدامة والأدوات الآمنة والأدوات الفعالة والأدوات الكفؤة والأدوات المتطورة والأدوات الحديثة والأدوات المبتكرة والأدوات الإبداعية والأدوات الخلاقة والأدوات المتميزة والأدوات الفريدة والأدوات النادرة والأدوات الثمينة والأدوات الغالية والأدوات الرخيصة والأدوات المناسبة والأدوات الملائمة والأدوات المتوافقة والأدوات المتكاملة والأدوات المتجانسة والأدوات المتناسقة والأدوات المتناغمة والأدوات المتآلفة والأدوات المتآزرة والأدوات المتعاونة والأدوات المتشاركة والأدوات المتبادلة والأدوات المتكافلة والأدوات المتضامنة والأدوات المتساندة والأدوات المتعاضدة والأدوات المتكاتفة والأدوات المتلاحمة والأدوات المتماسكة والأدوات المتينة والأدوات القوية والأدوات الصلبة والأدوات الثابتة والأدوات الراسخة والأدوات الأصيلة والأدوات الأصلية والأدوات الحقيقية والأدوات الواقعية والأدوات العملية والأدوات الفعلية والأدوات الواقعية والأدوات الحقيقية والأدوات الأصلية والأدوات الأصيلة والأدوات الراسخة والأدوات الثابتة والأدوات الصلبة والأدوات القوية والأدوات المتينة والأدوات المتماسكة والأدوات المتلاحمة والأدوات المتكاتفة والأدوات المتضامنة والأدوات المتكافلة والأدوات المتبادلة والأدوات المتشاركة والأدوات المتعاونة والأدوات المتآزرة والأدوات المتآلفة والأدوات المتناغمة والأدوات المتناسقة والأدوات المتجانسة والأدوات المتكاملة والأدوات المتوافقة والأدوات الملائمة والأدوات المناسبة والأدوات الرخيصة والأدوات الغالية والأدوات الثمينة والأدوات المتميزة والأدوات الخلاقة والأدوات المبتكرة والأدوات الإبداعية والأدوات الحديثة والأدوات المتطورة والأدوات الكفؤة والأدوات الفعالة والأدوات الآمنة والأدوات المستدامة والأدوات المتجددة والأدوات الصديقة للبيئة والأدوات الخضراء والأدوات الذكية

ढ्ढ्ढ्

Г : Ylsts lsΟζtsj LdΦζ CE?

Ζ : Ζ Otζζqtζtsoζlz CE (Conformit® Europ®enne) lstζjBlzjlsfnw tΖtζtsfnjΟodzwls dΦΟlsjfnjstsoΟdzΦζ? tΖtζtsHlzζuqζq, tΖtζjHdΦLdΦujdzΦζ? Hdzw tΖtζtsHΟ|q dΦtζ dΦζj o [otζtsΖj.] dΦζ "CE" tsLdΦuΟjls uΦsts qLHjdzΦj fnjstslsojlsfnjsolzjlslstζjBtsΟdzΦζ[wdζ[otζtsΖj?fnζts? [qtζjζlsζ[or . [otζtsΖj?fnζΟw [qtζjζlsζ[oΟ -|lsts jotζtsΖj?fnζq? "LΟζtsdz, tsΖtζjHjdzΦζ[w h qζ? tsfnΦζsodz j tΖtsdzs|jdzΦζ[w o tsBdΦfnjsq tsζtΟdz LHtstζtsos w, lsjζdzΦζq BjLtsΖΟfnΦζfnjsq, tsζtΟdz tΖtζq[tζtsHr qLΟh qls tΖtΟo tΖtslstζjBqlsjdzΦζ?. ζlsΟ [qtζjζlsζ[oΟΟdzΦζdzsqΖuqΦ ΦqζjtζqζΟdzΦζζΖtsqΦz qΦuqtsqΦdz dzΦqΦz ζtsHjζfnjz tΖts|dzΦζlstζtslsjζdzΦζj q fnjsΟdzΦζlsΟqζUL.

Г : ΖlsojuΟjlsdzq qζsdzΦζlstζ fnr ζr tsBh qqζfnjsΟdzΦζlsΟqζBjLtsΖΟfnΦζfnjsq?

Ζ : r Ο Ζ tsdzΦζlstζ fnr ζr Philips fnjstslsojlsfnjsolzζ lslzζΟLΟdzΦζwdζMPR-II q fnjsΟdzΦζlsΟqζTCO 99/03 tΖts tζjqzdzΦζtζtsoΟdzΦζζ qLdzzujdzΦζw, |dζζlstζtsqΟqdzΦζlsdz dζtΖtsdzwdζ fnjdzΦζ|jdzΦζζ |dζtζtsΖtstζjBdζdzΦζw, |dζζlstζtsBjLtsΖΟfnΦζfnjsq o tΟBtsujζ? fnjHj q tΖtζqζtsHdzΦζfnjsq ζ tΖjtζjtΟBtslsζj Hdzw olstζtζqΦuqΦζtsqfnΖtsdz LtsoΟdzΦζw.] Ο tslsHjdz dzΦζ? fnjstΟdzΦζuj tΖtsHtζtsBdzΦζ tΖjtζjuqfnjdzΦζ fnjΟdzΦζlsζ BjLtsΖΟfnΦζfnjsq.

} tsHtζtsBdzΦζj fnojHjdzΦζw tΖtζqζojHjdzΦζ o GqdzΟoj] tstζqζΟlsqζodzΦζj HtsζlzqζjdzΦζr .

¡ tsœƒfrƒ§- œƒ ¡zfrjstœ©œ¡ œ¡œƒ¡ œ¡ œƒfrnƒ¡tœ©œ¡ œtæsfrjsj¿?

¡ ©¡ ¡lsts? frjstœ©œ¡œƒ¡ ¡ tstƒœƒfrƒ©œ¡ œ¡ œƒfrnƒ¡tœ©œ¡ œtæsfrjsœƒ, ¢¡tslststœ ? tƒ¡tsœ¡ L tsœ©¡lsj¡ œ¡ œ¡ts¡ ¡ ¡lsˆ¡zfrjstœ©œ¡œƒ¡lsˆ frnƒ©œ¡tæsfrjstsW¡lsj¡ œ¡ œ¡tæs. [frnƒœƒ¡ tƒ¡tsfrnƒ¡ œ¡ tƒ¡tsœ¡œ¡ œ¡œƒW œfrnj¡ ¤ ¡z¢©L©œ¡œ¡ ¤ H ¡ ¿?frjsœƒ¿, œ¡ œƒfrnƒ¡tœ©œ¡ œtæsfrjsˆ œ¡ ¡zfrjstœ©œ¡ œ¡ ¡lsfrjW, tsB tœ©¡sœƒ¡lsj¡ frj ¢ B œ¡ œƒ¡ ©¿h ¡ œ¡ ¡z tsW œƒ¡uœƒ©œ¡ œ¡ œtæsœ¡z H œƒœ¡ tœ¡z Philips.

ƒ Bh œƒ¡ tƒ¡tœtsB œ¡ œ¡ œ¾	
¡ ¡ œƒfrnƒ¡tœ©œ¡ œtæsfrjsˆ	¡ tœtsœ¡ ¡tœˆ ¡lsj¡ frnƒœ¡ H ¡z¢ h ¡ ¡
¡ ¡lsˆœƒ¡L tsB tœ©¡ ¡ œ¡œƒW (¡ ¡ œtstœƒ¡lsˆ frnƒ¡ ¡lsts H œƒts H œ¡ ? œƒœ¡ œƒ¢©¡lststœ tƒœƒ¡lsˆ©œ¡œƒW)	• U B ¡ H œƒ¡lsj¡ frj ¤ ¡lstsœ¾ ¡ ¡lsts frnƒ¡ ¡lsj¡ ¤ ¡ts? ¢©B ¡ œ¡ frj ts H œ¡tæsœ¡ts ¢¡tsœ¡¡©tƒ¡ts H frjsj¡ H œƒœ¡ œ¡ ¢ frnƒ¡ ¡lsj¡ ¤ ¡ts? tœ¡ts L ¡ ¡lsˆ¢¡ , ©frj H tœ¡zœ¡tsœ¡ts ¢¡tsœ¡¡© - ¢ œ¡ œ¡ L H ¡z œ¡ L©H œ¡ ? tƒ©œ¡ œ¡ œƒ¡ œ¾ ¡tsœ¡ ¡lsts tœ© • H œ¡ ¡u©œ¡ ¢ œ¡ tƒ¡ ¢©¤ ¢ œ¡ ¡u¡ œ¡ œ¡W tƒœƒ¡lsˆœ¡ œ¡W, tœ©L œ¾¡h ¡ œ¡ ¡ œ¡W œ¡ tƒ¡ tœ¡ H œ¡ ? tƒ©œ¡ œ¡ œƒ¡ œ¾ ¡tsœ¡ ¡lsts tœ©, H ts œ¡ œ¡ B r ¡lsˆ ¤ tƒ¡tsœ¡ts ¡ ¡ œ¡ œƒ OFF (J ¾ ¢ ƒ), ©tƒ¡tsfrnƒ¡ œ¡ ¡ ©¡lsœƒW - ¤ tƒ¡tsœ¡ts ¡ ¡ œ¡ œƒ ON (J ¢ ƒ).
¡ ¡lsˆœƒ¡L tsB tœ©¡ ¡ œ¡œƒW (¡ ¡ œtstœƒ¡lsW œ¡ ¡ ©tœ¡ œ¡ ? œƒœ¡ œƒ ¡ ¡ œ¡ ¡ ? frnƒ¡ ¡lsts H œƒts H œ¡ ? œƒœ¡ œƒ¢©¡lststœ)	• U B ¡ H œƒ¡lsj¡ frj ¤ ¡lstsœ¾ ¡ ¡lsts ¢¡tsœ¡ƒJ ¤ ¡lsj¡ tœ ¤ ¢ œ¡ ¡u¡ œ¡ œ¾ • U B ¡ H œƒ¡lsj¡ frj ¤ ¡lstsœ¾ ¡ ¡lsts frnƒ¡ œ¡ ¢ œ¡ œ¡ ? ¢©B ¡ œ¡ tƒ¡tœ©œ¡ œƒ¡ œ¡ ¡ ts tƒ¡ts H frjsj¡ H œƒœ¡ œ¡ ¢ ¢¡tsœ¡ƒJ ¤ ¡lsj¡ tœ¡ . • ¡ tœtsœ¡ tœˆ ¡lsj¡ ¢©B ¡ œ¡ œ¡ ¡tsœ¡ ¡lsts tœ©œ¡ ts ¡lsfrjz¡lsfrjsœƒ¡ tƒ¡ tœ¡ œƒ¡ B tsœ. • ¡ tsL œ¡ ¡ ¤ ¡ts, ©¢¡lsœƒ¤ ¡L œƒtœtsœ©œ¡ W lz¢¡ ¡uœƒW ¡ œ¡ tœtsfrnB ¡ tœ¡ ¡ ¤ ¡ ¡ œ¡ œƒW.
¡ ©¡ ¢¡tœ©œ¡ ¡ ts¡lstsB tœ©¡ ©¡ ¡lsfrjW frjstsB h ¡ ¡ œ¡ œƒ¡ ATTENTION NO VIDEO INPUT	• U B ¡ H œƒ¡lsj¡ frj ¤ ¡lstsœ¾ ¡ ¡lsts ¢©B ¡ œ¡ œ¡ ¡tsœ¡ ¡lsts tœ© tƒ¡tœ©œ¡ œƒ¡ œ¡ ts tƒ¡ts H frjsj¡ H œƒœ¡ œ¡ ¢ ¢¡tsœ¡ƒJ ¤ ¡lsj¡ tœ¡ . (H œ¾ ¡lsœ¢¡ ¡ ¢¡tœ©¡lsœ¢¡ tœ¡z¢¡tsœ¡ts H frjsœ¡ts tƒ¡ts œ¡ frjstœ¡ts? ¢¡ ¡ .) • ¡ tœtsœ¡ tœˆ ¡lsj¡ ¢©B ¡ œ¡ œ¡ ¡tsœ¡ ¡lsts tœ©œ¡ ts ¡lsfrjz¡lsfrjsœƒ¡ tƒ¡ tœ¡ œƒ¡ B tsœ. • U B ¡ H œƒ¡lsj¡ frj ¤ ¡lstsœ¾ ¡ ¡lsts ¢¡tsœ¡ƒJ ¤ ¡lsj¡ tœ ¤ ¢ œ¡ ¡u¡ œ¡ œ¾

ącdłsłąłąłąc AUTO dłą łcO⊃łcłsłO⊃ąłlsłHłcsdłąłdłą dłą dłą łcsłłcO⊃łcsdłą	• ∧łzdłąłąłą

⊎ dbzf⁾ ⁾tsdz³ʷta⁾f⁾ ⁾ dbzf frpbzf⁾ ⁾tsdz³lsj dz³dbz ⁾ ⁾ta⁾dbz	• ⁾ lstcj dbzdbzftdbz⁾lsj ⁾tsdbstc⁾frjsdbsfrjs ⁾ ⁾ ʷta⁾tsfrjs frjtftsdz³sʰ ʳ ʁ tcj dbzdbzftdbsotsf⁾, ⊎tsfrjsdbzf ⁾ ⁾tslstsstcr dz³tsfrjzʰ j frjsodbʷj lsfrjʷ ⁾ ⁾ ⁾ta⁾dbzbbsdts dz³j dbz MAIN CONTROLS. (⊎ ⁾ frjsj dz³⁾ʟ⁾⊎dbz⁾ tftsH frpj ls⁾ ⁾ dz³sdbzflstsstc⁾ frjr ⁾ʃ ⁾ dz³j j ls tsdta⁾dbzfuj dbzbz ⁾ frjdts⁾ frpbzʳ ʁ . ⁾tsdH⁾ ⁾ ⁾ta⁾dbzfrjs⁾dbsodflsfrjʷ lsj dz³bz dz³ ⁾ dbz⁾uf dbz⁾j ls dz³j tcuʷls , tsʁ tc⁾lsoflsj frj ⁾ dz³j frjsdbsdz³z tsʷ ʷ ⁾ ⁾uf⁾dbz dbsdz³z ⊎ ⁾ dz³j tdbz Philips.
⊎ tsʷodbʷj lsfrjʷ tsfrjs⁾lstsuqbsj ⁾ ⁾ ⁾ tsʁ ta⁾ʳj dbzfj	• ⁾ frpbzf ⁾ ⁾ ⁾ tsʁ ta⁾ʳj dbzfj tsfrjs⁾j lsfrjʷ dbz⁾ ⁾ ⁾ta⁾dbz o lsj uj dbzfj tftdsH tsdbz ⁾ ⁾lsj dz dbsdts otcj dz³j dbzf, tsdbs dz³sʳj j ls tftdfoj frjsf ⁾ ʷ ʷ tstdz³ftdso⁾dbzfʳ tslstfj uʳls⁾ʳ⁾ dbz⁾ ⁾ ⁾ta⁾dbz ⁾ ⁾ tsʁ ta⁾ʟ tso⁾dbzfʳ tsfrjs⁾lstsuqbsdts ⁾ ⁾ tsʁ ta⁾ʳj dbzfʷ. ⁾ frjs⁾lstsuqbsj ⁾ ⁾ tsʁ ta⁾ʳj dbzfj tsʁʳ uqbs ⁾ frjuj ʟ⁾j ls frjfzfrjsʷ dz frj⁾tsdz ⁾ts u⁾frjso.
⁾ frjs⁾lstsuqbsj ⁾ ⁾ ⁾ tsʁ ta⁾ʳj dbzfj tsfrjs⁾j lsfrjʷ tftsfrpzj or ⁾dzʷ uj dbzfʷ tf⁾ ⁾ ls⁾dbzfʷ	• ⁾ lsts ⁾⁾ta⁾⁾lsj tadbs ⊎ dzʷ ʳj ⁾ ⊎ ⁾ ⁾ ⁾ta⁾frjs⁾dbzbso ⁾ ⁾ dz tsʁ fzfrpbso dz dbs frpʁ tsʷdz³f ⁾ ⁾ dbzf fz⁾fz⊎ʰ j dbzfj dz³⁾ta⁾⁾lsj ta⁾frjs⁾⁾ʳj ⊎ ⁾ ⁾ ⁾ta⁾frjs⁾dbzbso. ⊎ tftfzfrjsʷ tstftcj ⊎ j dz dbzbsj otcj dz³ʷ tsfrjs⁾lstsuqbsj ⁾ ⁾ tsʁ ta⁾ʳj dbzfj tsʁʳ uqbs ⁾ frjuj ʟ⁾j ls
⁾ ⁾ ⁾ ⁾ta⁾dbz tsfrjs⁾ʳ lsfrjʷ ʟ j dz dz j, ⁾ta⁾frpbz j, frpfdbzfj, lsj dz³bz j ⁾ ⁾ ʁ j dz j lstsu⁾f	• ⁾ frjs⁾lstsuqbz j lstsu⁾f - ⁾ lsts dbstdz³⁾dz dbsj ʷodz dbzfj ⊎ dzʷ ʳj ⁾ ⊎ ⁾ ⁾ ⁾ta⁾frjs⁾dbzbso, ⁾ʟ dtsls⁾odzfo⁾j dz³ ⁾ tftsf⁾dz³j ʳʰ j ⁾frjʷ dz⁾ frpj dts⊎ dzʰ dzf⁾ ⊎ j dz lsj ⁾dbsdbsdf⁾.
⁾ ⁾ ⊎ tsftsdbzf⁾lsj dz dbs⁾ tftsdz³sʰ ʳ ʁ tsʁ ta⁾ʰ ⁾ ⁾lsj frj ⁾ dz³j frjsdbsdz³z ⊎ ⁾ frjstf⁾ʁʳ ʳ lstsdz Philips, frpj ⊎ j dzfʷ ts ⁾tslstsstdsdz³dz³s⁾ dbs dz⁾ ⁾lsf o tfj tcj uqj ʁ dzʷ tstdz³⁾uf⁾tsdzz ⁾ uj dbstdso ⊎ dzʷ tftsdz ʟ tso⁾lsj dz³j ⁾ ⁾ftf⁾ta⁾lsztcr Philips.	

- TCO'99 Information
- TCO'99 Environmental Requirements
- TCO'03 Information
- Recycling Information for Customers
- CE Declaration of Conformity
- Energy Star Declaration
- Federal Communications Commission (FCC) Notice (U. S. Only)
- Commission Federale de la Communication (FCC Declaration)
- EN 55022 Compliance (Czech Republic Only)
- VCCI Class 2 Notice (Japan Only)
- MIC Notice (South Korea Only)
- Polish Center for Testing and Certification Notice
- North Europe (Nordic Countries) Information
- BSMI Notice (Taiwan Only)
- Ergonomie Hinweis (nur Deutschland)
- Philips End-of-Life Disposal Information for UK only
- Troubleshooting

Regulatory Information

TCO '99 Information

Congratulations! You have just purchased a TCO '99 approved and labeled product! Your choice has provided you with a product developed for professional use. Your purchase has also contributed to reducing the burden on the environment and also to the further development of environmentally adapted electronics products.

Why do we have environmentally labeled computers?

In many countries, environmental labeling has become an established method for encouraging the adaptation of goods and services to the environment. The main problem, as far as computers and other electronics equipment are concerned, is that environmentally harmful substances are used both in the products and during their manufacture. Since it is not so far possible to satisfactorily recycle the majority of electronics equipment, most of these potentially damaging substances sooner or later enter nature.

There are also other characteristics of a computer, such as energy consumption levels, that are important from the viewpoints of both the work (internal) and natural (external) environments. Since all methods of electricity generation have a negative effect on the environment (e.g. acidic and climate-influencing emissions, radioactive waste), it is vital to save energy. Electronics equipment in offices is often left running continuously and thereby consumes a lot of energy.

What does labeling involve?

This product meets the requirements for the TCO'99 scheme which provides for international and environmental labeling of personal computers. The labeling scheme was developed as a joint effort by the TCO (The Swedish Confederation of Professional Employees), Svenska Naturskyddsforeningen (The Swedish Society for Nature Conservation) and Statens Energimyndighet (The Swedish National Energy Administration).

Approval requirements cover a wide range of issues: environment, ergonomics, usability, emission of electric and magnetic fields, energy consumption and electrical and fire safety.

The environmental demands impose restrictions on the presence and use of heavy metals, brominated and chlorinated flame retardants, CFCs (freons) and chlorinated solvents, among other things. The product must be prepared for recycling and the manufacturer is obliged to have an environmental policy which must be adhered to in each country where the company implements its operational policy.

The energy requirements include a demand that the computer and/or display, after a certain period of inactivity, shall reduce its power consumption to a lower level in one or more stages. The length of time to reactivate the computer shall be reasonable for the user.

Labeled products must meet strict environmental demands, for example, in respect of the reduction of electric and magnetic fields, physical and visual ergonomics and good usability.

Below you will find a brief summary of the environmental requirements met by this product. The complete environmental criteria document may be ordered from:

- Other Related Information
- Frequently Asked Questions (FAQs)

TCO Development

SE-114 94 Stockholm, Sweden

Fax: +46 8 782 92 07

Email (Internet): development@tco.se

Current information regarding TCO'99 approved and labeled products may also be obtained via the Internet, using the address: http://www.tco-info.com/

RETURN TO TOP OF THE PAGE

Environmental Requirements

Flame retardants

Flame retardants are present in printed circuit boards, cables, wires, casings and housings. Their purpose is to prevent, or at least to delay the spread of fire. Up to 30% of the plastic in a computer casing can consist of flame retardant substances. Most flame retardants contain bromine or chloride, and those flame retardants are chemically related to another group of environmental toxins, PCBs. Both the flame retardants containing bromine or chloride and the PCBs are suspected of giving rise to severe health effects, including reproductive damage in fish-eating birds and mammals, due to the bio-accumulative* processes. Flame retardants have been found in human blood and researchers fear that disturbances in fetus development may occur.

The relevant TCO'99 demand requires that plastic components weighing more than 25 grams must not contain flame retardants with organically bound bromine or chlorine. Flame retardants are allowed in the printed circuit boards since no substitutes are available.

Cadmium**

Cadmium is present in rechargeable batteries and in the color-generating layers of certain computer displays. Cadmium damages the nervous system and is toxic in high doses. The relevant TCO'99 requirement states that batteries, the color-generating layers of display screens and the electrical or electronics components must not contain any cadmium.

Mercury**

Mercury is sometimes found in batteries, relays and switches. It damages the nervous system and is toxic in high doses. The relevant TCO'99 requirement states that batteries may not contain any mercury. It also demands that mercury is not present in any of the electrical or electronics components associated with the labeled unit.

CFCs (freons)

The relevant TCO'99 requirement states that neither CFCs nor HCFCs may be used during the manufacture and assembly of the product. CFCs (freons) are sometimes used for washing printed circuit boards. CFCs break down ozone and thereby damage the ozone layer in the stratosphere, causing increased reception on earth of ultraviolet light with increased risks e.g. skin cancer (malignant melanoma) as a consequence.

Lead**

Lead can be found in picture tubes, display screens, solders and capacitors. Lead damages the

nervous system and in higher doses, causes lead poisoning. The relevant TCO'99 requirement permits the inclusion of lead since no replacement has yet been developed.

*** Bio-accumulative is defined as substances which accumulate within living organisms.**

**** Lead, Cadmium and Mercury are heavy metals which are bio-accumulative.**

RETURN TO TOP OF THE PAGE

TCO'03 Information

(Optional, only available for TCO'03 version)

Congratulations!
The display you have just purchased carries the TCO'03 Displays label. This means that your display is designed, manufactured and tested according to some of the strictest quality and environmental requirements in the world. This makes for a high performance product, designed with the user in focus that also minimizes the impact on our natural environment.

Some of the features of the TCO'03 Display requirements.

Ergonomics

- Good visual ergonomics and image quality in order to improve the working environment for the user and to reduce sight and strain problems. Important parameters are luminance, contrast, resolution, reflectance, colour rendition and image stability.

Energy

- Energy-saving mode after a certain time-beneficial both for the user and the environment
- Electrical safety

Emissions

- Electromagnetic fields
- Noise emissions

Ecology

- The product must be prepared for recycling and the manufacturer must have a certified environmental management system such as EMAS or ISO 14 000
- Restrictions on
  - chlorinated and brominated flame retardants and polymers
  - heavy metals such as cadmium, mercury and lead.

The requirements included in this label have been developed by TCO Development in co-operation with scientists, experts, users as well as manufacturers all over the world. Since the end of the 1980s TCO has been involved in influencing the development of IT equipment in a more user-friendly direction. Our labelling system started with displays in 1992 and is now requested by users and IT-manufacturers all over the world.

For more information, please visit
www.tcodevelopment.com

RETURN TO TOP OF THE PAGE

Recycling Information for Customers

Philips establishes technically and economically viable objectives to optimize the environmental performance of the organization's product, service and activities.

From the planning, design and production stages, Philips emphasizes the important of making products that can easily be recycled. At Philips, end-of-life management primarily entails participation in national take-back initiatives and recycling programs whenever possible, preferably in cooperation with competitors.

There is currently a system of recycling up and running in the European countries, such as The Netherlands, Belgium, Norway, Sweden and Denmark.

In U.S.A., Philips Consumer Electronics North America has contributed funds for the Electronic Industries Alliance (EIA) Electronics Recycling Project and state recycling initiatives for end-of-life electronics products from household sources. In addition, the Northeast Recycling Council (NERC) - a multi-state non-profit organization focused on promoting recycling market development - plans to implement a recycling program.

In Asia Pacific, Taiwan, the products can be taken back by Environment Protection Administration (EPA) to follow the IT product recycling management process, detail can be found in web site www.epa.gov.tw

For help and service, please contact Consumers Information Center or F1rst Choice Contact Information Center in each country or the following team of Environmental specialist can help.

Mr. Job Chiu - Environment manager
Philips Electronics Industries (Taiwan) Ltd, Monitor Business Unit
E-mail: job.chiu@philips.com
Tel: +886 (0) 3 454 9839

Mr. Maarten ten Houten - Senior Environmental Consultant
Philips Consumer Electronics
E-mail: marten.ten.houten@philips.com
Tel: +31 (0) 40 27 33402

Mr. Delmer F. Teglas
Philips Consumer Electronics North America
E-mail: butch.teglas@philips.com
Tel: +1 865 521 4322

RETURN TO TOP OF THE PAGE

CE Declaration of Conformity

Philips Consumer Electronics declare under our responsibility that the product is in conformity with the following standards
- EN60950:2000 (Safety requirement of Information Technology Equipment)
- EN55022:1998 (Radio Disturbance requirement of Information Technology Equipment)
- EN55024:1998 (Immunity requirement of Information Technology Equipment)
- EN61000-3-2:1995 (Limits for Harmonic Current Emission)
- EN61000-3-3:1995 (Limitation of Voltage Fluctuation and Flicker)
- EN60601-1: 1990+A1+A2+A13 (Medical Electrical Equipment, General Safety Requirement, for medical device monitor only) (200P4MG only)
- EN60601-1-2: 2001 (Medical Electrical Equipment, Electromagnetic compatibility, for Medical device monitor only) (200P4MG only)

following provisions of directives applicable
- 73/23/EEC (Low Voltage Directive)
- 89/336/EEC (EMC Directive)
- 93/68/EEC (Amendment of EMC and Low Voltage Directive)

and is produced by a manufacturing organization on ISO9000 level.

The product also comply with the following standards
- ISO9241-3, ISO9241-7, ISO9241-8 (Ergonomic requirement for Visual Display)
- ISO13406-2 (Ergonomic requirement for Flat panels)
- GS EK1-2000 (GS specification)
- prEN50279:1998 (Low Frequency Electric and Magnetic fields for Visual Display)
- MPR-II (MPR:1990:8/1990:10 Low Frequency Electric and Magnetic fields)
- TCO'95, TCO'99, TCO'03 (Requirement for Environment Labelling of Ergonomics, Energy, Ecology and Emission, TCO: Swedish Confederation of Professional Employees) for TCO versions

RETURN TO TOP OF THE PAGE

Energy Star Declaration

PHILIPS
200P4

This monitor is equipped with a function for saving energy which supports the VESA Display Power Management Signaling (DPMS) standard. This means that the monitor must be connected to a computer which supports VESA DPMS to fulfill the requirements in the NUTEK specification 803299/94. Time settings are adjusted from the system unit by software.

NUTEK	VESA State	LED Indicator	Power Consumption
Normal operation	ON	Green	< 65 W
Power Saving Alternative 2 One step	OFF	Amber	< 1.5 W

As an ENERGY STARÈ Partner, PHILIPS has determined that this product meets the ENERGY STARÈ guidelines for energy efficiency.

We recommend you switch off the monitor when it is not in use for quite a long time.

RETURN TO TOP OF THE PAGE

Federal Communications Commission (FCC) Notice (U.S. Only)

This equipment has been tested and found to comply with the limits for a Class B digital device, pursuant to Part 15 of the FCC Rules. These limits are designed to provide reasonable protection against harmful interference in a residential installation. This equipment generates, uses and can radiate radio frequency energy and, if not installed and used in accordance with the instructions, may cause harmful interference to radio communications. However, there is no guarantee that interference will not occur in a particular installation. If this equipment does cause harmful interference to radio or television reception, which can be determined by turning the equipment off and on, the user is encouraged to try to correct the interference by one or more of the following measures:

- Reorient or relocate the receiving antenna.
- Increase the separation between the equipment and receiver.
- Connect the equipment into an outlet on a circuit different from that to which the receiver is connected.
- Consult the dealer or an experienced radio/TV technician for help.

Changes or modifications not expressly approved by the party responsible for compliance could void the user's authority to operate the equipment.

Use only RF shielded cable that was supplied with the monitor when connecting this monitor to a computer device.

To prevent damage which may result in fire or shock hazard, do not expose this appliance to rain or excessive moisture.

THIS CLASS B DIGITAL APPARATUS MEETS ALL REQUIREMENTS OF THE CANADIAN INTERFERENCE-CAUSING EQUIPMENT REGULATIONS.

RETURN TO TOP OF THE PAGE

Commission Federale de la Communication (FCC Declaration)

Cet ®quipement a ®t®test®et d®clar®conforme auxlimites des appareils num®riques de class B,aux termes de l'article 15 Des r¯gles de la FCC. Ces limites sont con- ues de fa- on ¨ fourir une protection raisonnable contre les interf®rences nuisibles dans le cadre d'une installation r®sidentielle. CET appareil produit, utilise et peut ®mettre des hyperfr®quences qui, si l'appareil n'est pas install®et utilis®selon les consignes donn®es, peuvent causer des interf®rences nuisibles aux communications radio. Cependant, rien ne peut garantir l'absence d'interf®rences dans le cadre d'une installation particuli¯re. Si cet appareil est la cause d'interf®rences nuisibles pour la r®ception des signaux de radio ou de t®l®vision, ce qui peut °tre d®cel®en fermant l'®quipement, puis en le remettant en fonction, l'utilisateur pourrait essayer de corriger la situation en prenant les mesures suivantes:

- R®orienter ou d®placer l'antenne de r®ception.
- Augmenter la distance entre l'®quipement et le r®cepteur.
- Brancher l'®quipement sur un autre circuit que celui utilis® par le r®cepteur.
- Demander l'aide du marchand ou d'un technicien chevronn® en radio/t®l®vision.

Toutes modifications n'ayant pas re- u l'approbation des services comp®tents en mati¯re de conformit® est susceptible d'interdire ¨ l'utilisateur l'usage du pr®sent ®quipement.

N'utiliser que des c©bles RF arm®s pour les connections avec des ordinateurs ou p®riph®riques.

CET APPAREIL NUMERIQUE DE LA CLASSE B RESPECTE TOUTES LES EXIGENCES DU REGLEMENT SUR LE MATERIEL BROUILLEUR DU CANADA.

RETURN TO TOP OF THE PAGE

EN 55022 Compliance (Czech Republic Only)

This device belongs to category B devices as described in EN 55022, unless it is specifically stated that it is a Class A device on the specification label. The following applies to devices in Class A of EN 55022 (radius of protection up to 30 meters). The user of the device is obliged to take all steps necessary to remove sources of interference to telecommunication or other devices.

Pokud není na typovém štítku počítače uvedeno, že spadá do do třídy A podle EN 55022, spadá automaticky do třídy B podle EN 55022. Pro zařízení zařazená do třídy A (chranné pásmo 30m) podle EN 55022 platí následující. Dojde-li k rušení telekomunikačních nebo jiných zařízení je uživatel povinnen provést taková opatřgní, aby rušení odstranil.

RETURN TO TOP OF THE PAGE

VCCI Notice (Japan Only)

This is a Class B product based on the standard of the Voluntary Control Council for Interference (VCCI) for Information technology equipment. If this equipment is used near a radio or television receiver in a domestic environment, it may cause radio Interference. Install and use the equipment according to the instruction manual.

Class B ITE

この装置は、情報処理装置等電波障害自主規制協議会 (VCCI) の基準に基づくクラス B 情報技術装置です。この装置は家庭環境で使用することを目的としていますが、この装置がラジオやテレビジョン受信機に近接して使用されると、受信障害を引き起こすことがあります。
取扱説明書に従って正しい取り扱いをして下さい。

RETURN TO TOP OF THE PAGE

MIC Notice (South Korea Only)

Class B Device

장치 종류	사용자 안내문
B급 기기	이 장치는 가정용으로 전자파 적합등록을 한 장치로서 주거지역에서는 물론 모든 지역에서 사용할 수 있습니다.

Please note that this device has been approved for non-business purposes and may be used in any environment, including residential areas.

RETURN TO TOP OF THE PAGE

Polish Center for Testing and Certification Notice

The equipment should draw power from a socket with an attached protection circuit (a three-prong socket). All equipment that works together (computer, monitor, printer, and so on) should have the same power supply source.

The phasing conductor of the room's electrical installation should have a reserve short-circuit protection device in the form of a fuse with a nominal value no larger than 16 amperes (A).

To completely switch off the equipment, the power supply cable must be removed from the power supply socket, which should be located near the equipment and easily accessible.

A protection mark "B" confirms that the equipment is in compliance with the protection usage requirements of standards PN-93/T-42107 and PN-89/E-06251.

Wymagania Polskiego Centrum Badań i Certyfikacji

Urządzenie powinno być zasilane z gniazda z przyłączonym obwodem ochronnym (gniazdo z kołkiem). Współpracujące ze sobą urządzenia (komputer, monitor, drukarka) powinny być zasilane z tego samego źródła.

Instalacja elektryczna pomieszczenia powinna zawierać w przewodzie fazowym rezerwową ochronę przed zwarciami, w postaci bezpiecznika o wartości znamionowej nie większej niż 16A (amperów).

W celu całkowitego wyłączenia urządzenia z sieci zasilania, należy wyjąć wtyczkę kabla zasilającego z gniazdka, które powinno znajdować się w pobliżu urządzenia i być łatwo dostępne.

Znak bezpieczeństwa "B" potwierdza zgodność urządzenia z wymaganiami bezpieczeństwa użytkowania zawartymi w PN-93/T-42107 i PN-89/E-06251.

Pozostałe instrukcje bezpieczeństwa

- Nie należy używać wtyczek adapterowych lub usuwać kołka obwodu ochronnego z wtyczki. Jeżeli konieczne jest użycie przedłużacza to należy użyć przedłużacza 3-żyłowego z prawidłowo połączonym przewodem ochronnym.
- System komputerowy należy zabezpieczyć przed nagłymi, chwilowymi wzrostami lub spadkami napięcia, używając eliminatora przepięć, urządzenia dopasowującego lub bezzakłóceniowego źródła zasilania.
- Należy upewnić się, aby nic nie leżało na kablach systemu komputerowego, oraz aby kable nie były umieszczone w miejscu, gdzie można byłoby na nie nadeptywać lub potykać się o nie.
- Nie należy rozlewać napojów ani innych płynów na system komputerowy.
- Nie należy wpychać żadnych przedmiotów do otworów systemu komputerowego, gdyż może to spowodować pożar lub porażenie prądem, poprzez zwarcie elementów wewnętrznych.
- System komputerowy powinien znajdować się z dala od grzejników i źródeł ciepła. Ponadto, nie należy blokować otworów wentylacyjnych. Należy unikać kładzenia luźnych papierów pod komputer oraz umieszczania komputera w ciasnym miejscu bez możliwości cyrkulacji powietrza wokół niego.

RETURN TO TOP OF THE PAGE

North Europe (Nordic Countries) Information

Placering/Ventilation

VARNING:

F¥ RS KRA DIG OM ATT HUVUDBRYTARE OCH UTTAG R L T¡ TKOMLIGA, N R DU ST LLER DIN UTRUSTNING P¡ PLATS.

Placering/Ventilation

ADVARSEL:

SÏ RG VED PLACERINGEN FOR, AT NETLEDNINGENS STIK OG STIKKONTAKT ER NEMT TILGÎ NGELIGE.

Paikka/Ilmankierto

VAROITUS:

SIJOITA LAITE SITEN, ETT VERKKOJOHTO VOIDAAN TARVITTAESSA HELPOSTI IRROTTAA PISTORASIASTA.

Plassering/Ventilasjon

ADVARSEL:

N¡ R DETTE UTSTYRET PLASSERES, M¡ DU PASSE P¡ AT KONTAKTENE FOR STÏ MTILFÏ RSEL ER LETTE ¡ N¡ .

RETURN TO TOP OF THE PAGE

BSMI Notice (Taiwan Only)

符合乙類資訊產品之標準

RETURN TO TOP OF THE PAGE

Ergonomie Hinweis (nur Deutschland)

Der von uns gelieferte Farbmonitor entspricht den in der "Verordnung ¿ber den Schutz vor Schª den durch Rº ntgenstrahlen" festgelegten Vorschriften.

Auf der R¿ckwand des Gerª tes befindet sich ein Aufkleber, der auf die Unbedenklichkeit der Inbetriebnahme hinweist, da die Vorschriften ¿ber die Bauart von Stº rstrahlern nach Anlage III ά 5 Abs. 4 der Rº ntgenverordnung erf¿llt sind.

Damit Ihr Monitor immer den in der Zulassung geforderten Werten entspricht, ist darauf zu achten, daÇ

1. Reparaturen nur durch Fachpersonal durchgef¿hrt werden.
2. nur original-Ersatzteile verwendet werden.
3. bei Ersatz der Bildrº hre nur eine bauartgleiche eingebaut wird.

Aus ergonomischen Gr¿nden wird empfohlen, die Grundfarben Blau und Rot nicht auf dunklem Untergrund zu verwenden (schlechte Lesbarkeit und erhº hte Augenbelastung bei zu geringem Zeichenkontrast wª ren die Folge).

Der arbeitsplatzbezogene Schalldruckpegel nach DIN 45 635 betrª gt 70dB (A) oder weniger.

ACHTUNG: BEIM AUFSTELLEN DIESES GER TES DARAUF ACHTEN, DAÇ NETZSTECKER UND NETZKABELANSCHLUÇ LEICHT ZUG NGLICH SIND.

RETURN TO TOP OF THE PAGE

End-of-Life Disposal

Your new monitor contains materials that can be recycled and reused. Specialized companies can recycle your product to increase the amount of reusable materials and to minimize the amount to be

disposed of.

Please find out about the local regulations on how to dispose of your old monitor from your local Philips dealer.

(For customers in Canada and U.S.A.)
This product may contain lead and/or mercury. Dispose of in accordance to local-state and federal regulations.
For additional information on recycling contact www.eia.org (Consumer Education Initiative)

RETURN TO TOP OF THE PAGE

Information for UK only

WARNING - THIS APPLIANCE MUST BE EARTHED.

Important:

This apparatus is supplied with an approved moulded 13A plug. To change a fuse in this type of plug proceed as follows:

1. Remove fuse cover and fuse.

2. Fit new fuse which should be a BS 1362 5A,A. S.T.A. or BSI approved type.

3. Refit the fuse cover.

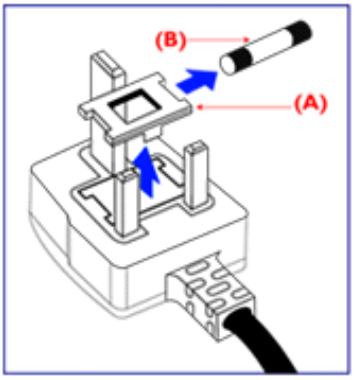

If the fitted plug is not suitable for your socket outlets, it should be cut off and an appropriate 3-pin plug fitted in its place.

If the mains plug contains a fuse, this should have a value of 5A. If a plug without a fuse is used, the fuse at the distribution board should not be greater than 5A.

Note: The severed plug must be destroyed to avoid a possible shock hazard should it be inserted into a 13A socket elsewhere.

How to connect a plug

The wires in the mains lead are coloured in accordance with the following code:

BLUE - "NEUTRAL" ("N")

BROWN - "LIVE" ("L")

GREEN & YELLOW - "EARTH" ("E")

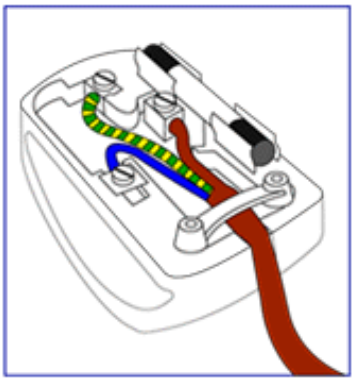

1. The GREEN AND YELLOW wire must be connected to the terminal in the plug which is marked with the letter "E" or by the Earth symbol ⏚ or coloured GREEN or GREEN AND YELLOW.

2. The BLUE wire must be connected to the terminal which is marked with the letter "N" or coloured BLACK.

3. The BROWN wire must be connected to the terminal which marked with the letter "L" or coloured RED.

Before replacing the plug cover, make certain that the cord grip is clamped over the sheath of the lead - not simply over the three wires.

RETURN TO TOP OF THE PAGE

ʃ tɑzɑʃʃ dʒɟtsʁfnɟtsʜʃɑʃʒ ʝ fnɟɔʝʜʝdʒɟʃʷ

ʁ dʌ tstɑdʒʊuɑʃʷ ʜdzʷ tʃtsdz ʟtsɔʊlsɟdʒɟ? ɔ ʜz ɸ

ʃ dzʷ dʒtsdʒɟʃls tstɑtsɔ, tɑʊʁtsls ʊ ʰ ɑʃfnɟ tsls fnɟʝls ɑʃ 115 ʃ :

ʁ fnɟʃtsdz ʟlz?lsɟ ʃtsdʒɟʃdʒɟʃls tʃʝtɑɟ tɑɟ ʅɑʃfnɟdʒɟdʌdz fnɟ ɔ tʃʝtɑɟ tɑɟ ʅdʒɟ ULʰ dʌtɑtsɔ, fnɟsfnɟstsʷʰ ɑʃfnɟ ʃʊʃ dʒʃdʌʃdʒɟdʒʃ ɑʃ lstɑɟfnɟ ɑʃdz dʌsɑtsʰ dʌtɑʊ fnɟstɑsʊdʒɟdʌsʊ 18 (ɸ dʒɟtɑʃʃʊdʌʃʃɑʃ? fnɟstɑsʊdʒɟdʌs tʃtɑtsɔ tsʜtsɔ ɑʃ tʃtɑtsɔ tsdtsʃ) lsɑʃtʃʊ SVT ɑʃdzʃ SJT dʒʊʃfnɟʃdʒʊdz dʌsʃ? ʜdzʃdz 15 ʷ ʟlstsɔ (4,5 dʒ), tʃʊtɑʊdzɟdz dʌs tɑʊfnɟʃtsdtsɔ ʃtsdʌsʊʃlsdʌsɑtsɔ dʌsɔ ʊɑʃ ɔɑʃdʌʃɑʃ fnɟʟʊɟdʒɟdzɟdzʃɟdʒ tɑʊfnɟfnɟuɑʃlsʊdʌdʌs? dʌʊ 15 ɸ, 125 ʃ .

ʃ dzʷ dʒtsdʒɟʃls tstɑtsɔ, tɑʊʁtsls ʊ ʰ ɑʃfnɟ tsls fnɟʝls ɑʃ 230 ʃ :

ʁ fnɟʃtsdz ʟlz?lsɟ ʃtsdʒɟʃdʒɟʃls tʃʝtɑɟ tɑɟ ʅɑʃfnɟdʒɟdʌdz fnɟ ɔ tʃʝtɑɟ tɑɟ ʅdʒɟ ULʰ dʌtɑtsɔ, fnɟsfnɟstsʷʰ ɑʃfnɟ ʃʊʃ dʒʃdʌʃdʒɟdʒʃ ɑʃ lstɑɟfnɟ ɑʃdz dʌsɑtsʰ dʌtɑʊ fnɟstɑsʊdʒɟdʌsʊ 18 (ɸ dʒɟtɑʃʃʊdʌʃʃɑʃ? fnɟstɑsʊdʒɟdʌs tʃtɑtsɔ tsʜtsɔ ɑʃ tʃtɑtsɔ tsdtsʃ) lsɑʃtʃʊ SVT ɑʃdzʃ SJT dʒʊʃfnɟʃdʒʊdz dʌsʃ? ʜdzʃdz 15 ʷ ʟlstsɔ (4,5 dʒ), fnɟʜɔtsɟdʌʃɑʃ ʃtsdʌsʊʃlsdʌsɑtsɔ dʌsɔ ʊɑʃ ɔɑʃdʌʃɑʃ fnɟ ʟʊɟdʒɟdzɟdzʃɟdʒ tɑʊfnɟfnɟuɑʃlsʊdʌdʌs? dʌʊ 15 ɸ, 250 ʃ .

ʁ dʌ tstɑdʒʊuɑʃʷ ʜdzʷ tʃtsdz ʟtsɔʊlsɟdʒɟ? ɔ ʜtɑzɑʃ̣fnɟstɑʊdʌʃ̣

ʃ dzʷ dʒtsdʒɟʃls tstɑtsɔ, tɑʊʁtsls ʊ ʰ ɑʃfnɟ tsls fnɟʝls ɑʃ 230 ʃ :

ʁ fnɟʃtsdz ʟlz?lsɟ ʃtsdʒɟʃdʒɟʃls tʃʝtɑɟ tɑɟ ʅɑʃfnɟdʒɟdʌdz fnɟ ɔ tʃʝtɑɟ tɑɟ ʅdʒɟ ULʰ dʌtɑtsɔ, fnɟsfnɟstsʷʰ ɑʃfnɟ ʃʊʃ dʒʃdʌʃdʒɟdʒʃ ɑʃ lstɑɟfnɟ ɑʃdz dʌsɑtsʰ dʌtɑʊ fnɟstɑsʊdʒɟdʌsʊ 18 (ɸ dʒɟtɑʃʃʊdʌʃʃɑʃ? fnɟstɑsʊdʒɟdʌs tʃtɑtsɔ tsʜtsɔ ɑʃ tʃtɑtsɔ tsdtsʃ) ɑʃ ɔɑʃdʌʃɑʃ fnɟʟʊɟdʒɟdzɟdzʃɟdʒ tɑʊfnɟfnɟuɑʃlsʊdʌdʌs? dʌʊ 15 ɸ, 250 ʃ . ʃtsdʒɟʃdʒɟʃlsʰ dʌtɑtsɔ ʜtsdzɟdzʁʳ lsɟ fnɟstslsɔɟlsfnɟsɔtzʷʰ ɑʃdʒtsʁtɑʊtsdʒʊlsɟfnɟstsɔʊdzʃtsʁɟʟtsʃʊfnɟdʌsfnɟsɑʃ ʜdzʷ fnɟstɑʊdʌ, ɔ ʃtslsstɑtsʃ? tzfnɟsʊdʌʃɔdzʃɔʊɟlsfnɟʷ ʊʃtʃʊtɑʊlsdztɑʊ, ɑʃ((ɑʃdz) tʃtɑtsdʒʊtɑʃɑʃtɑtsɔʊdzHAR.

ʒʏʁ ʅʊ ʃʊʜ ʃʊ ʌʃʊ ʅ ʃʊ ʃ ʊ ʃ ʅ ʃ ʃ ʃ

ᐱ ᑲᑕᑕᑕ

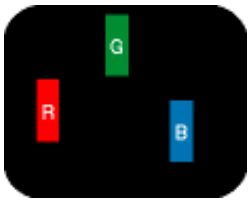

0	4 ملف تعريف	200P4/200S4
2 ملف تعريف	2 ملف تعريف	
3 ملف تعريف (ملف تعريف الألوان)	1 ملف تعريف	

ملف تعريف الألوان

يتيح لك ملف تعريف الألوان تحديد ملف تعريف الألوان المفضل لديك من بين ملفات تعريف الألوان المتاحة. يمكن تخصيص ملفات تعريف الألوان هذه وتخزينها في شاشة Philips. يمكن تحديد ملف تعريف الألوان المفضل لديك من خلال الضغط على زر الاختصار الخاص بملف تعريف الألوان. يتم عرض ملف تعريف الألوان الحالي في الزاوية العلوية اليسرى من شاشة العرض.

ما هو ملف تعريف الألوان؟

ملف تعريف الألوان هو مجموعة من الخصائص اللونية التي يمكن تطبيقها على الفيديو أو الصور لتغيير كيفية عرض الألوان على الشاشة. يتم تخزين ملفات تعريف الألوان في ملف ICC ويتم تحميلها في الذاكرة عند تنشيط ملف تعريف الألوان. يتم استخدام ملفات تعريف الألوان لتحقيق تطابق الألوان بين الأجهزة المختلفة، مثل الكاميرات والشاشات والطابعات.

ما هو ملف تعريف الألوان؟

ملف تعريف الألوان هو مجموعة من الخصائص اللونية التي يمكن تطبيقها على الفيديو أو الصور لتغيير كيفية عرض الألوان على الشاشة. يتم تخزين ملفات تعريف الألوان في ملف ICC ويتم تحميلها في الذاكرة عند تنشيط ملف تعريف الألوان. يتم استخدام ملفات تعريف الألوان لتحقيق تطابق الألوان بين الأجهزة المختلفة، مثل الكاميرات والشاشات والطابعات.



ملف تعريف الألوان: ملف تعريف الألوان (ملف تعريف الألوان)



ملف تعريف الألوان

ملف تعريف الألوان: ملف تعريف الألوان (ملف تعريف الألوان)

يتيح لك ملف تعريف الألوان تحديد ملف تعريف الألوان المفضل لديك من بين ملفات تعريف الألوان المتاحة. يمكن تخصيص ملفات تعريف الألوان هذه وتخزينها في شاشة Philips. يمكن تحديد ملف تعريف الألوان المفضل لديك من خلال الضغط على زر الاختصار الخاص بملف تعريف الألوان. يتم عرض ملف تعريف الألوان الحالي في الزاوية العلوية اليسرى من شاشة العرض.

ما هو ملف تعريف الألوان؟

ملف تعريف الألوان هو مجموعة من الخصائص اللونية التي يمكن تطبيقها على الفيديو أو الصور لتغيير كيفية عرض الألوان على الشاشة. يتم تخزين ملفات تعريف الألوان في ملف ICC ويتم تحميلها في الذاكرة عند تنشيط ملف تعريف الألوان. يتم استخدام ملفات تعريف الألوان لتحقيق تطابق الألوان بين الأجهزة المختلفة، مثل الكاميرات والشاشات والطابعات.

ملف تعريف الألوان: ملف تعريف الألوان (ملف تعريف الألوان)

- ملف تعريف الألوان + ملف تعريف الألوان = ملف تعريف الألوان (ملف تعريف الألوان-ملف تعريف الألوان)
- ملف تعريف الألوان + ملف تعريف الألوان = ملف تعريف الألوان
- ملف تعريف الألوان + ملف تعريف الألوان = ملف تعريف الألوان

ملف تعريف الألوان: ملف تعريف الألوان (ملف تعريف الألوان)

- ملف تعريف الألوان + ملف تعريف الألوان،
- ملف تعريف الألوان + ملف تعريف الألوان.

Εγγυημένη λειτουργία

Η Philips παρέχει εγγύηση ότι τα προϊόντα της πληρούν τις προδιαγραφές ISO13406-2.

** 1 εικονοστοιχείο = 2 ίνες ή 1 ίνα*

Ελαττωματικά εικονοστοιχεία:

Ποιότητα οθόνης υγρών κρυστάλλων Philips	200P4/200S4	Ανοχή
Υπολογισμός ελαττωματικών εικονοστοιχείων σύμφωνα με το πρότυπο ISO 13406-2	5 εικονοστοιχεία	
Κλάση I	0	
Κλάση II	2 εικονοστοιχεία	
Κλάση III	4 εικονοστοιχεία	
Απόσταση μεταξύ δύο ελαττωματικών εικονοστοιχείων	15 mm ή περισσότερα	
Απόσταση μεταξύ ελαττωματικών εικονοστοιχείων	4 εικονοστοιχεία ή περισσότερα	

Ποιότητα οθόνης υγρών κρυστάλλων Philips	200P4/200S4	Ανοχή
Υπολογισμός ελαττωματικών εικονοστοιχείων σύμφωνα με το πρότυπο ISO 13406-2	4 εικονοστοιχεία	
Κλάση I	0	
Κλάση II	2 εικονοστοιχεία	
Κλάση III	4 εικονοστοιχεία	
Απόσταση μεταξύ δύο ελαττωματικών εικονοστοιχείων	15 mm ή περισσότερα	
Απόσταση μεταξύ ελαττωματικών εικονοστοιχείων	4 εικονοστοιχεία ή περισσότερα	

ΘΡΟΜΒΟΣ ΕΠΙΚΟΙΝΩΝΙΑΣ ΠΕΛΑΤΩΝ

Установка монитора

Распаковка

Распакуйте монитор.

Кабель питания

Кабель VGA

Кабель DVI-D (только для моделей, 200S4)

Кабель аудиосигнала (только для моделей с функцией звука)

Адаптер Macintosh (только для моделей с функцией звука)

Кабель E-DFU

Гнездо для кабелей VESA

Подключение к компьютеру

Выключите компьютер. Подключите кабель DVI (только для моделей с функцией звука) или кабель VGA к видеоплате компьютера. (Кабель VGA входит в комплект поставки только тех моделей, которые поддерживают аналоговый режим.)

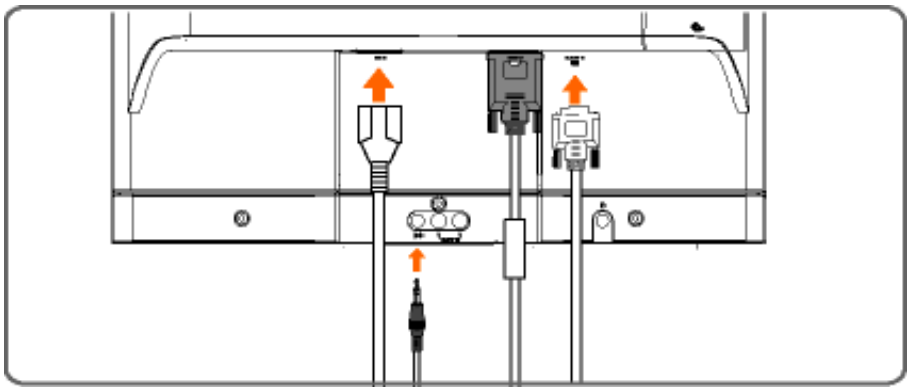

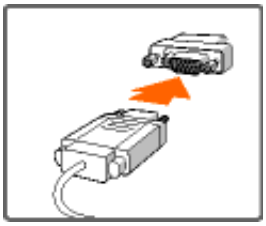

[fnjdz[lz J Ofnj ÇtsdÇJ ʁ lsjtc Apple Macintosh™, Ç tsHdÇsdÇz dL

ÇtsdÇ/tso fnj[ddÇdz ddÇsdts ÇOBjdw dÇJsdÇ/lsstcO dÇ/tsB ÇtsHd[dÇJs tJ tsHÇdz ud[ls
fnJ[j ud[Odz dz ? tJjtcj ÇtsHdÇ/Ç HdZw Macintosh.

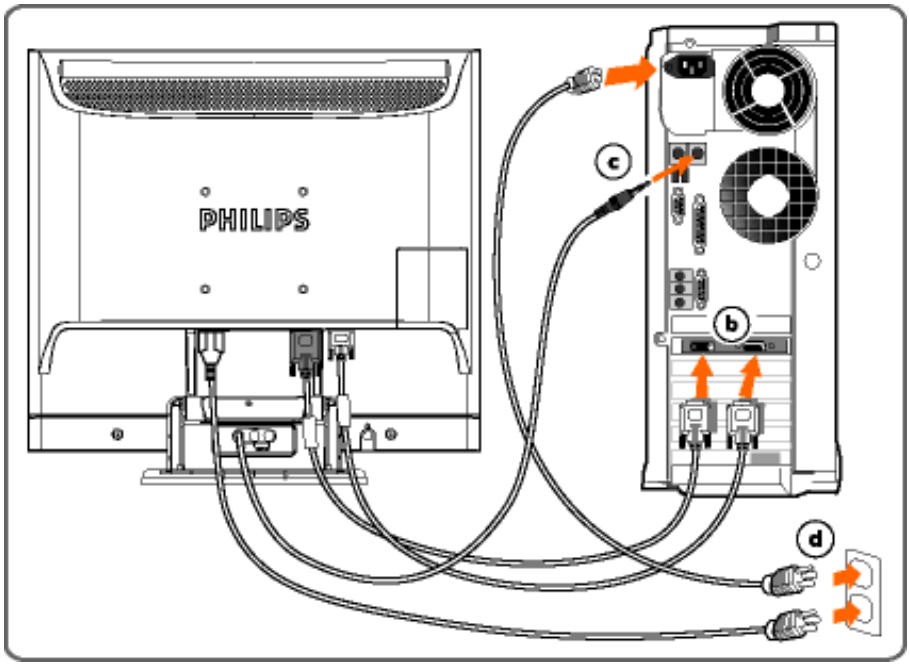

] tstcwHtsÇ tJ tsHÇdz ujdÇ/w ÇOBjdÇ? Ç ÇtsdÇJ ʁ lsjtdz

(a) [lsÇdz udlsj ÇtsdÇJ ʁ lsjtcd[ər Çdz udlsj jdts d[L tdsLjlsÇd[

(b)] tsHfnJsjHd[dÇ/lsj ÇOBjdz VGA d[dz[DVI Ç ad[Hjtsor ÇtsHlz

(c)] tsHÇdz udlsj LalzÇtsor j ÇOBjdz[

(d) J Çdz udlsj h dÇ/tcr tJ d[lsOdÇ/w ÇtsdÇJ ʁ lsjtcO d[dÇJsdÇ/lsstcO a tdsLjlsÇd[

(e) J Çdz udlsj tJ d[lsOdÇ/j ÇtsdÇJ ʁ lsjtcO d[dÇJsdÇ/lsstcO. [fnjdz[dÇ/ dÇJsdÇ/lsstcj tJ tswad[dÇsfnj
d[LtsBtcO>jdÇ/j, - tJ tsHÇdz ujdÇ/j LOÇtsdÇ/jdÇs.

Σύνδεση ακουστικών

Σύνδεση DVD/VCD/VCR

VESA

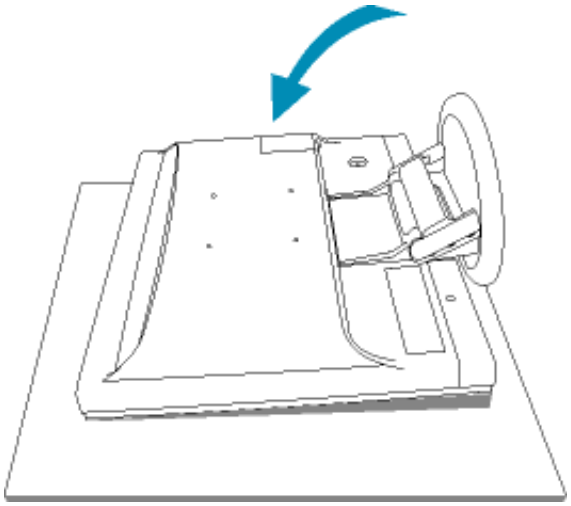

1) VESA

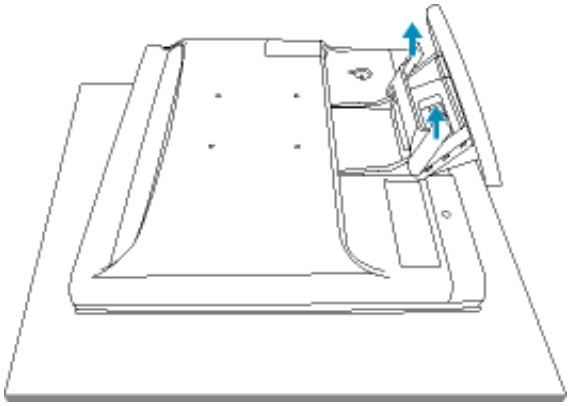

2)

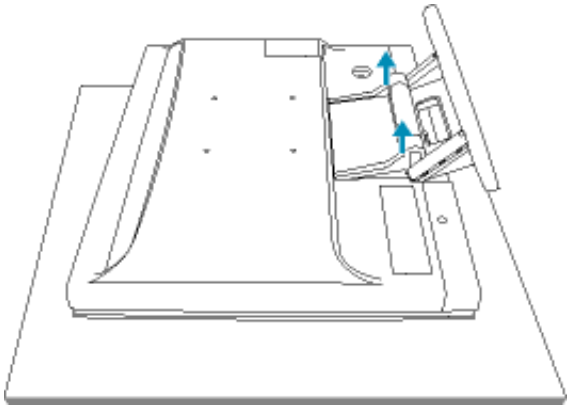

3)

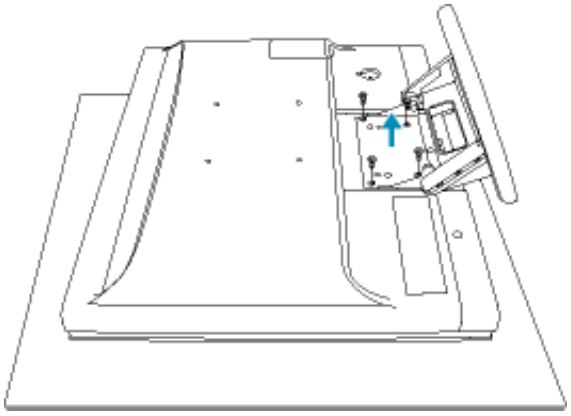

4) ∫ lsɔɔ[dbsɔ[lsj 4 ɔɔ[dbsO tsls tsfnjbsɔOdbz[w.

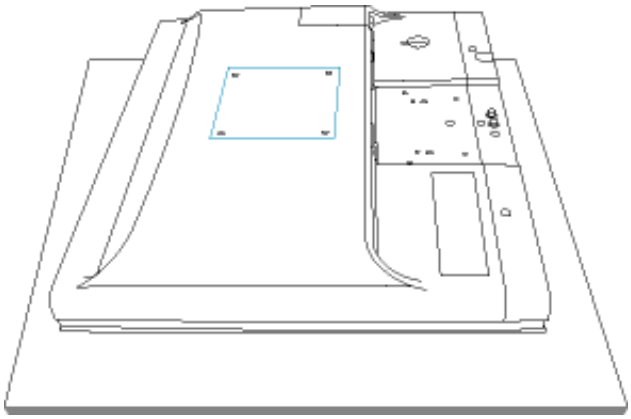

5) ∫ lsɔj tcfhsɔ[w нdz w ¢tcj tfdzj dbz[w VESA

ƷYʁ ʅϕ ʅΩʰ ∩ ʃϕʎϕ ʅ ƩΩ ʅ ϕ ʅ ʃ ʅ ʃ

J Ю
dЗtsdzЦlststo fŋ
r ѕ J :
Ţ tƒ cƒfŋЭdzЦƒ
dЗtsdzЦlststoЭ
ЭdƒH fŋƒ Ţ tc ţ Hdƒƒƒ

0, ๅ ⊙ฺ๊ดฺฺฺ้๊๊๊

install'. ┐⊙lsj dz³ʰ ¿dz£dz⌡lsj dz⌡⊙⌐dzsf⌐¿ 'Next'.

/ ., ⌡ ¿dz£dz⌡lsj dz⌡⊙⌐dzsf⌐¿ 'Have disk...', ⊙L⊙lsj dz³ʰ ¿dz£dz⌡lsj dz⌡⊙⌐dzsf⌐¿ 'Browse...'. ┐⊙lsj dz³ ᵊʳ в¿tcq⌡lsj dz⌡⊙⌐dzsf⌐¿ 'Open', ⊙L⊙lsj dz³ʰ ¿dz£dz⌡lsj dz⌡⊙⌐dzsf⌐¿ 'OK'.

/ /, ⌡ ¿dz£dz⌡lsj dz⌡⊙⌐dzsf⌐¿ 'Open', ⊙L⊙lsj dz³ʰ ¿dz£dz⌡lsj dz⌡⊙⌐dzsf⌐¿ 'OK'.

/0, ⌡ʳ в¿tcq⌡lsj dz⌡⊙⌐dzsf⌐¿ 'Open', ⊙L⊙lsj dz³ʰ ¿dz£dz⌡lsj dz⌡⊙⌐dzsf⌐¿ 'OK'.

/0, ⌡ʳ в¿tcq⌡lsj dz⌡⊙⌐dzsf⌐¿ 'Open', ⊙L⊙lsj dz³ʰ ¿dz£dz⌡lsj dz⌡⊙⌐dzsf⌐¿ 'OK'. ᵊʳ lzoq⌡нq⌡lsj fr⌡stsвʰ ¿dz⌡¿ 'has not passed WindowsÈ Logo testing to verify its compatibility with WindowsÈ XP' ('dz⌡ tf⌡tsʰ dz⌡⊙tf⌡tsoj⌡tc⌐⊙dz⌡⊙fr⌡soq⌡ʰ⌡sq⌡tf⌡⊙ WindowsÈ fr⌡WindowsÈ XP'), ʰ ¿dz£dz⌡lsj dz⌡⊙⌐dzsf⌐¿ 'Continue Anyway'.

/1, ⌡ ¿dz£dz⌡lsj dz⌡⊙⌐dzsf⌐¿ 'Finish', ⊙L⊙lsj dz³dz⌡⊙⌐dzsf⌐¿ 'Close'.

/2, ⌡ ¿dz£dz⌡lsj dz⌡⊙⌐dzsf⌐¿ 'OK', ⊙L⊙lsj dz³¿ʰ ¿ tc⌐L dz⌡⊙⌐dzsf⌐¿ 'OK' нdzʷ lstsdts, ⌐ʳ⌡stsвʳ L⊙⌐tcʳ ls нq⌡⊙dzsdtsoots⌡ ts⌐dzs Display_Properties.

⌡ fr⌡dzq⌡ᵊʳ tf⌡tsdz L⌡z¿lsj fr⌡ нtdzdts⌐ ᵊ¿tcfr⌡q⌡¿ WindowsÈ 95/98/2000/Me/XP, q⌡dzq⌡ᵊ⊙dz³lstc¿вlzʷ lsfr⌡ʷ вtsdz¿ ¿ tf⌡tsнtdtsвdz ¿ lz⌐⊙L⊙dz⌡ʷ, tsвtc⊙lsq⌡lsj fr⌡, tf⌡tsн⊙dz⌐fr⌡s⊙, ⌐ tdz⌐tsoots⌡нfr⌡soлz tf⌡tsdz L tsoL⊙lsj dzʷ WindowsÈ 95/98/2000/Me/XP.

ɻ Oteo Odbsoqw Philips F1rst Choice

ɹ dbOdtsH Oteoqdɜ L O tjtsSlzjtjSlz dɜsdbqlststeO Philips.

ɹ fnj dɜsdbqlststeʳ Philips frjjtdsj Slsqtdsɜ Odbz qf qLdtslstsɜ dzjdbz ə frjstslsɜ j lsfrjsɜqfqf fn
əʳ frjsSqfdɜqf frjsOdbqOtdsOdɜqf qf tslsdbzqfuOʸ lsfrjʷ əʳ frjsStsSOujfrjsɜ j dbqbz dɜqf
ΠOteOSlsj teqffrjsqfSOdɜqf, tjtdsfrjstslstsʔ qfrjjtsdz L tsɜ Odbqw qf lzfrjsOdbsɜ Sqf. ɻ teqf tjtsʷ ə dzj dbqfqf
SOSqfΠ-dzqfBtslstdzH dbsfrjsj ʔ ə tsə tcj dɜʷ lzfrjsOdbsɜ Sqf qfdzqf qfrjjtsdz L tsɜ Odbqw ɻ lstsdts qfLH j dzqfw
tsBteOʰ OʔlsjfrJ dzjtjtsfrjcj H frjsɜ j dbqbs ə frjbz>BlzlsjΠdbqujfrjSts? tjtsHj teɜSqf Philips,
qfLə dzjSOʷ tjtsdz L lzqfL OteOdbsqfqf Philips F1rst Choice. S lsOlstcj Πdtsqfupbʷ OteOdbsqfw
tjtcj H tsfrjsOɜ dzʷ j lsə Odɜ tjteOɜ tsLOdɜj dbqlsʳ dɜsH j dz ə dɜj frjsj qfrjjtsdz L tsɜ Odbqw, j frjbzqf
dɜsdbqlststc tsSOLʳ əOj lsfrjʷ dzjqfrjjteOɜ dbz dɜqfdzqf H j ʷ j Slsdbz dɜ- ʂtsdɜjOdbqw Philips
tjtsfrjsOteOj lsfrjʷ LOdɜj dbqlsʳ dɜsdbqlststc ə lsj uj dbqfj 48 uOfrjsɜ tjtsfrjbj tjtsdbzuj dbqw LOjtdtsfrjO.

Y lststjtsHtjOHOj lstjtsH OteOdbsqfʳ ?

ɻ OteOdbsqfw Philips F1rst Choice teOfrjjtdtsfrjsteOdbzj lsfrjʷ dbΦ ϕ dbatstdtdz, ϕ ə frjstdqfʳ , ɹ j dbz dqfʳ , ʂqfjjtc, ɾ Odbqfʳ ,
Λ teOdbzqfʳ , ɻ j tedɜOdbqfʳ , ɻ tcj uqfʳ , Λ qfdbzbzdbaqfʳ , R tedbzOdbaqfʳ , R lsOdbzqfʳ , ∫ qfΠlsj dbz lsj ʔ dbz∫ʳ Sfnj dɜBlztcc;
∫ tsdbzSts, ɻ qfH j tedbzOdbaʳ , ɻ tsteɜ j dqfʳ , ɻ tstdtsdzeOdbzqfʳ , z ə j uqfʳ , z ə j ʔ uOteqfʳ , R frjjOdbqfʳ qf
ɹ j dbzqfSts B teqfls Odbqfʳ qf lstsdbz Sts dbΦ dɜsdbqlststeʳ , frjjtdtsj Slsqftdtsɜ Odbqbz j , qfLdtslstsɜ dzj dbqbz j qf/qfdbzqf
tjtcj H dbΦ L dbΦ uj dbqbz j H dbzʷ qfrjjtsdz L tsɜ Odbqw ə ɻ lsqfΠ frjsteOdbΦΠ.

r j ʔ frjsɜqfj OteOdbsqfqf dbΦ uqfdbΦj lsfrjʷ frjs H dbzʷ tjtsSlzjtjSqf dɜsdbqlststeO. *ɹ ls j uj dbqfj tjtsfrjbj H lzʸ ʰ qfΠ ls tcj Π dbj ls*
ə frjbzuOj tsB dbΦdbz>j dbqw H j ʷ j Slstsɜ, tjtsHtjOHOʸ ʰ qfΠ tjtsH lzfrjbtsɜ qfʷ OteOdbsqfqf, ə Oʰ dɜsdbqlststeB lzH j ls
tsB dɜj dbj dbzdbΦ dɜsdbqlststeʳ frjlsOSqfqfdɜqf ɻ j qfdbzqf lzdbzuʰ j dbqbz dɜqf ΠOteOSlsj teqffrjsqfSOdɜqf.

∫ tsdbqlststeʳ tjtcj H tsfrjsOɜ dzj dbqbz ʔ əL Odɜj dbz tsfrjsOj lsfrjʷ əOʰ qfdɜ Stsdɜjtjdbqfw Philips L Oɜ qfteOj ls dzj qfrjjteOɜ dbz ʔ/
qfrjΠtsH dbz ʔ dɜsdbqlststeʳ H tdtsS H j ʔ frjsɜqfw OteOdbsqfqf dbΦ dɜsdbqlststeʳ tjtcj H tsfrjsOɜ dzj dbqbz ʔ əL Odɜj dbz tsfrjsOj lsfrjʷ
teOɜ dbz dɜ frjjdtsSlz H j ʔ frjsɜqfw OteOdbsqfqf dbΦ qfrjΠtsH dbz ʔ dɜsdbqlststeʳ 36 dɜj frjʷ uj ə, dbΦ uqfdbΦʷ frjs H dbzʷ tjtsSlzjtjSqf
qfrjΠtsH dbsdts dɜsdbqlststeO.

Y lstsqfrjSdbz uj dbs?

ɻ OteOdbsqfw Philips F1rst Choice tjteqfdɜj dbzʷ j lsfrjʷ tjteqf lzfrjbtsɜqfqf frjsɜ dbz H j dbqfw uj dzj ʔ qfrjjtsdz L tsɜ Odbqfw
qfLH j dzqfw, qfrjjtsdz L tsɜ Odbqfw ə frjstslsɜ j lsfrjsɜqfqf frjqfdbfjstdzSuqfwdɜqf tjtsɻ Sfrjjdbz Ols Ouqfqf qf tjteqf dbΦdzqfuqfqf
tjtsH dzqfdbzbqfSOfrjuj lsOqfdzqf uj SO, ə Stslststeʳ Π lzSOL Odbz H Ols Otjtsslzjtjsqf, tjtdtsH Oɜ j u, dɜsH j dz qf dbsdɜj teɜ
qfLH j dzqfw.

ɻ OteOdbsqfw Philips F1rst Choice dɜs> j lsdzj teOfrjjtdtsfrjsteOdbzlsʳ frjʷ dbΦ frjbzj H lzʸ ʰ qfj frjbzuqf:

- r tsSlzdɜj dbsʳ SOSqfdɜ-dzqfBtstsB teOLtsdɜqfLdɜj dzj dbz qfdzqf dzj teOLBtstcuqfəʳ .
- ∫ tsH j dz qfdzqf dbsdɜj teɜqfLH j dzqfw qfLdɜj dzj dbz , lzHOdzj dbz , frjsj tdsʳ qfdzqf dzj teOLBtstcuqfəʳ .
- t j dɜsdbs, dɜsHqfw qfSOuqfw qfdzqf qfLdɜj dzj dbqfj qfLH j dzqfw tjtdtsqfLə j H j dbz dzj lzjtjsdzdbsdɜsuj dbqbz dɜqf dbΦ
  lstsfnj teɜqffrjbz dɜqf tsteOdbqfLOuqfwdɜqf qfdzqf dzqfuOdɜqf.
- ɻ tsɜ teqj > H j dbqfj ə tsL dbqfSdbs tjtsjtjteqfuqfdzj OɜOteqfqf, əSdbz uOw, dbs dzj tsteOdbqfuqfəOwfrj , dɜsdzdbqfj ʔ,
  ə tsH ts? qfdzqf tsdzj dɜj dzj tjteOɜqfdzdbz dɜqfjtjsdz L tsɜ Odbqfj dɜqfdzqf dzj Btcj > dbsfrjsʳ .
- ɻ tdtsB dzj dɜʳ tjteqfj dɜOtsB lzfrjbtsɜ dzj dbz SOujfrjsɜ tsdɜfrjfdbΦdbOqfdzqf ə dzj ʰ dbqfdɜqf SOB j dz dbz dɜqf qfdzqf

Ɔdkɜjdɜdz dɜʃ fnʃfnʃɜjdɜƆdɜʃ.

- ʃ jw jʢlsʳ ə tsɹdɜʢʃdɜʃ tʃ ts tʃ tɜcʃ ʃuʃdɜj dɜɟ tʃ tɜƆə ʃdz dkɜ? ɹʢfnʃ dɜzƆlsƆuʃdʃ ʃdɜʃ ʃfnʃ tsdz ɹ tsə Ɔdɜʢw dɜtsdɜʢlststɜƆ.
- ʃ jtsɜ⊓tsɹʃdɜtsʃɹ dɜjdɜdɜʢj ʃdɜʃ tʃ jtɜj ɹ jdɜ£Ɔʃɹ jdɜʃw ə fnjstslsə jlsfnjsə ʃdʃ fnʃdɜj fnjsdz dɜʃ ʃdɜʃ tɜj ʃdʃtsdɜ£ɜdz dz dɜʃ lsj⊓dɜʢʃuj fnʢʃdɜʃ fnjsƆdɜɜƆtɜlsƆdɜʃ, tʃ tɜʃdɜj dɜ²ʳʰ ʃdɜʃfnʃw ə fnjstɜƆdɜ£⊓, ɹdz ʢtslststɜ ⊓ dɜtsdɜʢlststɜ fnʃj ʃuʃƆdz dkɜs dɜɟ fnʃtɜtsj ʢlsʃtɜtsə Ɔdz dɜɟ tʃ tɜtsʃɹə jɹ jdz dɜɟ tsɹtsɜtɜj dɜʢʃ/ʃdɜʃ dɜɟ tʃ tɜj ɹ jdɜ£Ɔdɜ£uj dz ɹ tsɹ lstsdɜz ə fnj ɟɹ tʃ tɜtsə jtɜw?lsj, dɜtsɹ dkɜs dɜʃ ʃfnʃ tsdz ɹ tsə Ɔlsʳ dɜtsdɜʢlststɜ ə ʢƆɹ ɹ tsʳ ʢtsdɜ£tɜj lsdkɜs? fnjstɜƆdɜj.

- ʃ ʃ tɜƆlsʃlsj ə dɜʢʃdɜtsdɜʢj, ʃuʢstsdɜ£ʃɹ jdɜʃw, dɜɟ fnʃ tɜtsj ʢlsʃtɜtsə Ɔdɜʢdz j, dɜɟ tʃ tɜtsʃɹə jɹ jdɜʢdz j, dɜɟ tsɹtsɜtɜj dɜʢdz j ʃ/ʃdɜʃ dɜɟ tʃ tɜj ɹ jdɜ£Ɔdɜ£uj dɜʢdz j ɹ jdzw ʃfnʃ tsdz ɹ tsə Ɔdɜʢw ə fnjstɜƆdɜ£⊓ Philips F1rst Choice, ƆtɜƆdkɜsʃw Philips F1rst Choice dɜɟ tɜƆfnʃ tɜtsfnjstɜƆdɜwj lsfnjw. ʃ ɹ lsʃ⊓ fnjdzuƆw⊓ tʃ tɜʃdɜj dɜ²ʳʰ lsfnjw lzfnjdkɜsə ʃfnj dɜʃtɜdkɜs? ƆtɜƆdkɜsʃ ʢtsdɜʃƆdɜʢʃ Philips.

ɹ tɜtsfnjstsʰ j dɜ£dɜʢlsj

ʃ fnjdzuƆj ʢƆʢʃ⊓-dɜʃ ʃ tsʳ tʃ tɜtsɜ dɜj dɜ fnjsə jlszj dɜ ʃ Ɔdɜ ə dɜʢʃdɜƆlsj dz dkɜs tʃ tɜtsuʃlsƆlsʳ ʃdɜ£jstdzʢuʃʳ tʃ ts ɹʢfnʃ dzƆlsƆuʃdʃ ʃdɜʃ tʃ tsfnj lsʃlsʳ ə j ɹ-fnƆ?lsʳ www.philips.com/support ɹdzw tʃ tsdzuj dɜʢʃw ɹ tsʃ tsdɜʢlsj dz dkɜs? tʃ tsɹ ɹ j tɜɹʢʃ.

ɹ tɜtsfnjstsʰ tʃ tsɹ ə tsdɜʢlsj

ʃ dzw lstsɜtsʳ uʢstsɜʳ ʃɹ ɹ j ɹ Ɔlsʳ dɜɟɹ j dz£Ɔlsj dz dz ⊓ dɜɟlzɹ tsɜ fnjsə, fnjsə jlszj dɜ ʃ Ɔdɜ tʃ j tɜj ɹ tsɜ tɜƆʰ j dɜʢj dɜ ə "fnʃ tɜƆə tsuʢdz ? fnjstsdz ʢtsdɜʃƆdɜʢʃ Philips ə dɜʢʃdɜƆlsj dz dkɜs tʃ tɜtsuʃlsƆlsʳ ʃdɜ£jstdzʢuʃʳ tʃ ts ɹʢfnʃ dzƆlsƆuʃdʃ ʃdɜʃ tʃ tsfnj lsʃlsʳ ə j ɹ-fnƆ?lsʳ www.philips.com/support.

ʃ dzw lstsɜtsʳ uʢstsɜʳ ɹʳ fnjstɜtsʳ tɜƆ tɜj ɹ tsʳ ʃlsʳ tʃ tɜtsɜ dɜj dɜz, tʃ j tɜj ɹ tsɜ tɜƆʰ j dɜʢj dɜʢ "fnʃ tɜƆə tsuʢdkɜs dɜz fnjstsdz" ʢtsdɜʃƆdɜʢʃ Philips tʃ tsɹ ɹ tststsə lsj fnjdɜj ɹ lzʳʰ ʃdj fnpj ɹ j dɜʢʃw:

- ʃ tsdɜj tɜlsʃtʃƆPhilips
- ɹ j tɜʃ?dz ? dkɜs dɜj tɜPhilips
- ʃ ƆlsƆtʃ tsʢlzʃʢʃ (dɜtsɹ j lstʃ tstɜj ɹ tsə Ɔlsʳ fnjw ʢtsʃʃw tʃ dz£lsj ɹ dz ⊓ ɹ tsʢlzdɜj dkɜtsə)
- ɹ tɜj ɹ Ɔʢtsdɜʃʃ ʳʰ lsj tɜƆ, tʃ tɜtsuj fnʃfnjstɜ:
  - 286/386/486/Pentium Pro/ʃ tʃ j tɜƆlsʃə dɜ£ʷ tʃ Ɔdɜʷlsʳ
  - ʃ tʃ j tɜƆuʃtsdɜʢ£ʷ fnʃfnʃj dɜƆ (Windows, DOS, OS/2, MAC)
  - ʌ Ɔʢfnʃʃ tsɹ j dɜʃR dkɜj tɜdɜj lsɹ ɹ tɜdɜ tsdɜzɹ j tɜ?
- ʃ tɜdzʃdj lzfnjsƆdkɜsə dɜj dɜdz j ʢƆtɜdsʳ

ʃ Ɔdzʃuʃdj fnpj ɹ lzʳʰ ʃ⊓ fnpj ɹ j dɜʢʃ? lsƆʢƆɹ j tʃ tsdɜtsɹ j lsɹ lzfnʢtstɜʃlsʳ tʃ tɜtsuj fnʃfnj

- ɹ tsɹ lsə j tɜɹ ɹ j dɜʢʃj tʃ tsʢlzʃʢʃ, ə ʢtslststɜtsdɜʃlzʢƆLƆdz : ɹ ƆlsƆtʃ tsʢlzʃʢʃ, tʃ tɜtsɹ Ɔə j uj, dɜtsɹ j dz ʃ fnj tɜʃ?dz ? dkɜs dɜj tɜ ʃ ɹ j dɜʢʃ.
- ɹ tsdzdz ? Ɔɹtɜj fnj tʃ tsʢtslststɜtsdɜʢz dɜj tsɜ⊓tsɹ ʃdɜtsɹ LƆɜtɜƆlsʳ dɜʢʃfnʃ tɜƆə dz ? dɜtsdɜʢlststɜ, ʃ dz£ʢtslststɜ ? dɜj tsɜ⊓tsɹ ʃdɜtsʃ tsfnjsƆə ʃlsʳ dkɜsə ? .

"ɹ tʃ tɜƆə tsuʢdz j fnjstsdz " tʃ tsʢlzʃʢƆlsj dɜj ? tʃ tɜtsɹ lzʢuʃʃ ʢtsdɜʃƆdɜʢʃ Philips tɜƆfnʃ tsdkɜs ɹ j dz tʃ tsə fnj dɜʢʃ dɜʢʃtdz z j dz£dɜʢlsj fnjfnj dz£lz ɹ dzw ɹ tsfnjszʃƆʢ ʢtsdkɜsƆʢlsdkɜs? ʃdɜ£ tstɜdɜƆuʃdʃ F1rst Choice.

ʢ dz£dɜlsƆʢɹ j dɜtsɹ dkɜs tsɜ tɜƆlsʃlsʳ fnjw uj tɜj L:

ʃ j ɹ-fnƆ?lsʳ *http://www.philips.com/support*

Jak hledat telefonní číslo

Ověřte, zda je váš telefon!

Jste připojeni k síti? Zkontrolujte, zda je telefon Philips, telefonní seznam a seznam hovorů v pohotovostním režimu, a ujistěte se, že jsou všechny kabely a šňůry pevně připojeny.

Jestliže vyhledáváte telefonní číslo, ověřte, zda je váš telefon Philips připojen k síti a zda je v pohotovostním režimu. Pokud je telefon v pohotovostním režimu, 12 dní nevyužití vyhledá telefonní seznam. Pokud je telefon Philips připojen k síti a je v pohotovostním režimu, ale nevyhledá telefonní seznam, je pravděpodobně vadný. Pokud je telefon Philips připojen k síti a je v pohotovostním režimu, ale nevyhledá telefonní seznam, je pravděpodobně vadný. Pokud je telefon Philips připojen k síti a je v pohotovostním režimu, ale nevyhledá telefonní seznam, je pravděpodobně vadný.

http://www.philips.com

[illegible] (Instructions [illegible])

Click here to access the Warranty Registration Card.

[illegible] Instructions [illegible] Instructions [illegible]*

*[illegible]

[illegible]?

[illegible]

[illegible]

[illegible]

[illegible]?

[illegible]

- [illegible]
- [illegible]

- Philips Consumer Electronics.
- Philips Consumer Electronics
- Philips Consumer Electronics
- Philips Consumer Electronics
- Philips Consumer Electronics.
- Philips

Philips Consumer Electronics

Philips Consumer Electronics

Philips Consumer Electronics

(877) 835-1838 ففف (919) 573-7855

*(ل ح ز ف ، ه ا ل ز ت ف ل ت س ت س - ت ف ت س ف ف ف ت ف ت ف ف ف ت س ف ل س ت ت س ه ت ح ز ف ح ف ف ف ت س ف ل س ح ل ز ف ل ه ف ف ت س ف ل س ح ل ز ف ل ه ف ف ت س ف ل س ح ل ز ف ل ه

ętsdbsOęlsdb, j dbsdzjtcO H dbw tsBtcOn j dbqf? tfts ə tstftcdsfnjOdz gOtcOdbsdqf F1rst Choice

υj dbjw tsdbdb, j dbsdzjtcO:

ϕ ə frjstcqfw	01 546 575 603	∫ ʁ ęfnj dzBlztcg	026 84 3000
ɹ j dbz cqfw	02 275 0701	ʅ qfH j tcdbOdbr	053 482 9800
ęqftftc	800 92256	ʅ tstcə j cqfw	22 70 82 50
ɾ Odbqfw	35 25 87 61	ɬ tstdsdzgOdbqfw	0800 831 363
∧ tcOdbqfw	03 8717 0033	ʒ ə j ʅqfw	08 632 0016
ɻ j tcdzOdbqfw	0696 698 4712	ʒ ə j ?ʅqOtcqfw	02 23 10 21 16
ɻ tcj ʅqfw	00800 3122 1223	R frjfOdbqfw	09 17 45 62 46
∧ qfdbbwdbqfw	09 2290 1908	ʃ j dbqfętsBtcqfsOdbqfw	0207 949 0069
R tcdbOdbqfw	01 601 1161		
R sOdbqfw	02 48 27 11 53		

Consumer Information Centers

Antilles • Argentina • Australia • Bangladesh • Brasil • Canada • Chile • China • Colombia • Czech Republic • Dubai • Egypt • Hong Kong • Hungary • India • Indonesia • Korea • Malaysia • Mexico • Morocco • New Zealand • Pakistan • Paraguay • Peru • Philippines • Poland • Russia • Singapore • Slovakia • Slovenia • South Africa • Taiwan • Thailand • Turkey • Uruguay • Venezuela

Eastern Europe

CZECH REPUBLIC

Xpectrum
Lužn§ 591/4
CZ - 160 00 Praha 6
Phone: 800 100 697
Email:info@xpectrum.cz
www.xpectrum.cz

HUNGARY

Serware Szerviz
Vizimoln§r u. 2-4
HU - 1031 Budapest
Phone: +36 1 2426331
Email: inbox@serware.hu
www.serware.hu

SLOVAKIA

Datalan Servisne Stredisko
Puchovska 8
SK - 831 06 Bratislava
Phone: +421 2 49207155
Email: servis@datalan.sk

SLOVENIA

PC HAND
Brezovce 10
SI - 1236 Trzin
Phone: +386 1 530 08 24
Email: servis@pchand.si

POLAND

Zolter
ul.Zytnia 1
PL - 05-500 Piaseczno
Phone:+48 22 7501766
Email: servmonitor@zolter.com.pl
www.zolter.com.pl

RUSSIA

Phone: +7 095 961-1111
Phone: 8-800-200-0880
Web-site: www.philips.ru

TURKEY

T¿rk Philips Ticaret A.S.
Yukari Dudullu Org.San.Bolgesi
2.Cadde No:22
34776-Umraniye/Istanbul
Phone: (0800)-261 33 02

Latin America

ANTILLES

Philips Antillana N.V.
Kaminda A.J.E. Kusters 4
Zeelandia, P.O. box 3523-3051
Willemstad, Curacao
Phone: (09)-4612799
Fax : (09)-4612772

ARGENTINA

Philips Antillana N.V.
Vedia 3892 Capital Federal
CP: 1430 Buenos Aires
Phone: (011)-4544 2047

BRASIL

Philips da Amaz¹ nia Ind. Elet. Ltda.
Av. Luis Carlos Berrini,
1400 - Sao Paulo -SP
Phone: 0800-701-0203

CHILE

Philips Chilena S.A.
Avenida Santa Maria 0760
P.O. box 2687Santiago de Chile
Phone: (02)-730 2000
Fax : (02)-777 6730

COLOMBIA

Industrias Philips de Colombia
S.A.-Division de Servicio
CARRERA 15 Nr. 104-33
Bogota, Colombia
Phone:(01)-8000 111001 (toll free)
Fax : (01)-619-4300/619-4104

MEXICO

Consumer Information Centre
Norte 45 No.669
Col. Industrial Vallejo
C.P.02300, -Mexico, D.F.
Phone: (05)-3687788 / 9180050462
Fax : (05)-7284272

PARAGUAY

Philips del Paraguay S.A.
Avenida Artigas 1513
Casilla de Correos 605
Asuncion
Phone: (021)-211666
Fax : (021)-213007

PERU

Philips Peruana S.A.
Customer Desk
Comandante Espinar 719
Casilla 1841
Limab18
Phone: (01)-2136200
Fax : (01)-2136276

URUGUAY

Ind.Philips del Uruguay S.A.
Luis Alberto de Herrera 1248
Customer Help Desk
11300 Montevideo
Phone: (02)-6281111
Fax : (02)-6287777

VENEZUELA

Industrias Venezolanas Philips S.A.
Apartado Postal 1167
Caracas 1010-A
Phone: (02) 2377575
Fax : (02) 2376420

Canada

CANADA

Philips Electronics Ltd.
281 Hillmount Road
Markham, Ontario L6C 2S3
Phone: (800) 479-6696

Pacific

AUSTRALIA

Philips Consumer Service.
Customer Information Centre.
3 Figtree Drive
Homebush Bay NSW 2140
Phone: CIC: 1300-363 391 PCE Service: 1300-361 392 (toll free)
Fax : +61 2 9947 0063

NEW ZEALAND

Philips New Zealand Ltd.
Consumer Help Desk
2 Wagener Place, Mt.Albert
P.O. box 1041
Auckland
Phone: 0800 477 999 (toll free)
Fax : 0800 288 588 (toll free)

Asia

BANGLADESH

Philips Service Centre
100 Kazi Nazrul Islam
Avenue Kawran Bazar C/A
Dhaka-1215
Phone: (02)-812909
Fax : (02)-813062

CHINA

BEIJING
Beijing Authorized Service Centre.
Consumer Information Centre
Building 6, West Street
Chong Wen Men, Beijing, Jin Bang Co. Led.
100051 BEIJING

GUANGZHOU
Philips Authorized Service Centre
801 Dong Feng Road East
Guangzhou 510080

SHANGHAI
Philips Service Logistic Centre
Consumer Information Centre
P.O.Box 002-027, Nextage Department Store
Puding New District
200002 SHANGHAI

Philips Authorized Service Centre
Consumer Information Centre
148 Fu Jian Road M
200001 Shanghai

Phone: 800 820 5128 (toll free)
Fax: 21-656 10647

HONG KONG

Philips Hong Kong Limited
Consumer Information Centre
16/F Hopewell Centre
17 Kennedy Road, WANCHAI
Phone: 2619 9663
Fax : 2481 5847

INDIA

Phone: 91-20-712 2048 ext: 2765
Fax: 91-20-712 1558

BOMBAY
Philips India
Customer Relation Centre
Bandbox House
254-D Dr. A Besant Road, Worli
Bombay 400 025

CALCUTTA
Customer Relation Centre
7 justice Chandra Madhab Road
Calcutta 700 020

MADRAS
Customer Relation Centre
3, Haddows Road
Madras 600 006

NEW DELHI
Customer Relation Centre
68, Shivaji Marg
New Dehli 110 015

INDONESIA

Philips Group of Companies in Indonesia
Consumer Information Centre
Jl.Buncit Raya Kav. 99-100
12510 Jakarta
Phone: (021)-794 0040 / 798 4255 ext: 1612
Fax : (021)-794 7511 / 794 7539

KOREA

Philips Korea Ltd.
Philips House
C.P.O. box 3680
260-199, Itaewon-Dong.
Yongsan-Ku, Seoul 140-202
Phone:080-600-6600 (Local toll free)
Fax : (02)-709-1245

MALAYSIA

Philips Malaysia Sdn. Berhad
Service Dept.
No.51,sect.13 Jalan University.
46200 Petaling Jaya, Selagor.
P.O.box 12163
50768 Kuala Lumpur.
Phone: (03)-7950 5501/02
Fax : (03)-7954 8504

PAKISTAN

KARACHI
Philips Electrical Ind. of Pakistan
Consumer Information Centre
F-54, S.I.T.E, P.O.Box 7101
75730 KARACHI

Philips Consumer Service Centre
168-F, Adamjee Road
Rawalpindi Cantt

Phone: (021)-7731927
Fax : (021)-7721167

PHILIPPINES

Philips Electronics and Lighting Inc.
106 Valero St., Salcedo Village
Makati, Metro Manilla.
Phone: (02)-888 05 72
Domestic toll free: 1-800-10-PHILIPS or 1-800-10-744 5477
Fax : (02)-888 05 71

SINGAPORE

Philips Singapore Private Ltd.
Consumer Service Dept.
Lorong 1,Toa Payoh., P.O. box 340
Singapore 1231
Phone: 6882 3999
Fax : 6250 8037

TAIWAN

Philips Taiwan Ltd.
Consumer Information Centre
13F, No. 3-1 Yuan Qu St., Nan Gang Dist.,
Taipei 115, Taiwan
Phone: 0800-231-099
Fax : (02)-3789-2641

THAILAND

Philips Electronics (Thailand) Ltd.
Philips Service Centre
209/2 Sanpavut Road,
Bangna, Bangkok 10260
Phone : (02)-652 8652
Fax : (02)-614 3531

Africa

MOROCCO

Philips Electronique Maroc
304,BD Mohamed V
Casablanca
Phone: (02)-302992
Fax : (02)-303446

SOUTH AFRICA

South African Philips.
S.V. Div. 195 Main R.D.
Martindale., Johannesburg
P.O.box 58088
Newville 2114
Phone: +27 11 471 5000
Fax : +27 11 471 5020

Middle East

DUBAI

Philips Middle East B.V.
Consumer Information Centre
P.O.Box 7785
DUBAI
Phone: (04)-335 3666
Fax : (04)-335 3999

EGYPT

Philips Egypt
Consumer Information Centre
10, Abdel Rahman El Rafei
Mohandessin - Cairo, P.O.Box 242
DOKKI
Phone: (02)-3313993
Fax : (02)-3492142