PHILIPS

Philips LCD Monitor Electronic User's Manual

LCD Monitor

240BW8

Register your product and get support at

www.philips.com/welcome

υ ς⊙L ⊙dzq[w tƒ'ts dz¿jta⊙dz3 в¿L tstƒ⊙fnpdzsfnjsq[d[lsj¬dzq[ujfn¿tsdz¿z tsв fnpdzz>| d[ə⊙dzq[ᵡ
Y ⊙fnjsts
ə tsL dzq[ς⊙ᵡ h d[¿
ə tstƒ tdtsfnj
l tsq[fn¿ d[
lzfnjsta⊙dzj dzq[¿
dzj d[fnƒ ta⊙ə dzsfnjsj ?
l tstadz3⊙lsq[ə dz¿ ¿
нts⊙¿zdz¿j dzs
[tdzdq[¿
dzj tsв¬tsн d[dz3 ¿
fnp¿ н¿ dzq[w

н ə¿ н¿ dzq[w tƒ'ts dz¿jta⊙dz3 в¿L tstƒ⊙fnpdzsfnjsq[d[tƒ'tsq[fn¿⊙lz d[lzfnjsta⊙dzj dzq[ᵡ dzj d[fnƒ ta⊙ə dzsfnjsj ?

υ ς⊙L ⊙dzq[w tƒ'ts dz¿jta⊙dz3 в¿L tstƒ⊙fnpdzsfnjsq[d[lsj¬dzq[ujfn¿tsdz¿z tsв fnpdzz>| d[ə⊙dzq[ᵡ

¿ dzq[dz3⊙dzq[¿: R fnƒ tsdz L tsə⊙dzq[¿ fnta¿ н fnjsə lzƒ ta⊙ə dzj dzq[w, ta¿ dzdzq[tdtsə tsς d[dzq[tƒ tdtsu¿ н lzta, tslsdzq[ud z ¬ tslslzfnjs⊙dzsə dzj dzq[z ¬ ə н⊙dzqzdz3 нts⊙¿zdz¿j dzs¿, dzts>| ¿ls tƒ'tsq[ə¿ fnjsq[ς tƒ'tsta⊙>| ¿ dzq[ᵡ ‹ dzj ς⊙lstaq[ujfn¿d[dz3 lstsς tsdz3 d[/d[dzq[tsƒ⊙fnpdzsfnjsᵛ dz3 dzj¬⊙dzq[ujfn¿tsdts¬⊙ta⊙ς⊙lsj ta⊙.

l tdtsu d[ls⊙ls?lsj¿ d[dzj lzς tsfnpdzq[lsj¿ dz dzs fnjsв dz н⊙?lsj¿ tƒ'tad[ə¿ н¿ dzq[z ¿ dzq[>| ¿ d[dzq[jstdzς ud[d[tƒ'tad[tƒ'tsнς dz ujdzq[d[d[‹ ς fnƒ dzz⊙ls⊙ud[d[dzsdzq[lststa⊙ς tsdzƒ'ᵡ lsj ta⊙.

ς ς fnƒ dzz⊙ls⊙ud[ᵛ:

- l ta¿ нts¬ta⊙dz?lsj¿ dzsdzq[lststa tslsə tsL н¿?fnjsə d[ᵛ tƒ'taᵛ dzsdts fnjsdzdz¿ udzsdts fnp¿ ls⊙d[dzj lzfnjs⊙dzqə dzd[ə⊙?lsj¿ ¿ dts ta ᵛ нts dz3 fn ς lz¬ tsdzz dz3d[tƒ'dzd[ls⊙dz3d[d[dzd[нtdzdd[dz3d[d[fnjstsudzq ς⊙dz3d[lsj tƒ dz⊙.
- l ¿ нtstƒ lzfn ς⊙?lsj¿ tƒ'tstƒ⊙нdzq[w ς⊙ς d¬-dzd[в ts tƒ'ta¿ н dz¿ lstsə ə ə¿ dzsd[dzᵛ ud[tsdzz ¿ tslsə¿ ta fnjsd[ᵛ, ⊙ls⊙ς¿ ¿ dzqtdzʰ ¿ dzq[w dzq⊙нdzj ¿ ⊙ʰ ¿ dts ts¬dz⊙¿ н¿ dzq[w ‹ dzj ς lstdsdzz ¬ ς tsdz3 tsdzj dzsə dz3 dzsdzq[lststa⊙d[L-L⊙ tƒ'tsfnjststdsdzq[¬ tƒ'ta¿ н dz¿ lstsə.
- l ¿ L⊙ς ta ə⊙?lsj¿ ə¿ dzsd[dzᵛ ud[tsdzz ¿ tslsə¿ ta fnjsd[ᵛ ə ς tstdƒ lzfn¿ dz3 dzsdzq[lststa⊙.
- l ta d[lzfnjs⊙dzsə ς¿ dz3 dzsdzq[lststa⊙lz нtsfnjstsə¿ ta lsj fnj , ulsts ʰ lsj tƒ fn¿ dz dz⊙ᵛ ə d[dz⊙d[‹ dzj ς lstad[ujfn¿⊙ᵛ tdtsL¿ ls⊙dz¬⊙tsнᵛ lsfnᵛ ə dzj ς tsнtsfnjdz ƒ dzsdz3 dz¿ fnjsj .
- ¿ ʳ ς dzᵛ ud[ə dz3 dzsdzq[lststa tƒ'tsfnta¿ н fnjsə tsdz3 tslsfnjs¿ н d[dzj dzq[w ʰ dzqtdz⊙ tƒ d[ls⊙dzq[w d[dzd[ς⊙в¿ dzᵛ tƒ d[ls⊙dzq[w tƒ'tsfnjstsᵛ dzqdzsdts lstsς⊙ fn ujdzᵛ tsв¿ fn¿ƒ¿ ujdzq[w dzstadz3⊙dz dzsdts ta¿ н d[dz3⊙ ‹ ς fnƒ dzz⊙ls⊙ud[d[.
- ¿ fn¿ н⊙d[fnƒ tsdz L lz?lsj¿ lstsdz ς tsfn¿ƒ¿ ud[⊙dz dz ? ʰ dzqtd[tƒ d[ls⊙dzq[w, tƒ'tsfnjs⊙ə dzᵛ¿ dz3 ? ς tsdz3 ƒ⊙dzq[¿?
Philips. [fnpdzʰ dzqtd[tƒ d[ls⊙dzq[w tslsfnjzlsfnjsə lz¿ ls, tsв ta⊙lsd[lsj¿ fn ə dz¿ fnjsdz ? fn¿ ta d[fnpdz ? ujdzqtd. (н dz3 ta⊙L н¿ dzç⁄ ¿ dzqtd[d[dzᵛ tstadz3⊙ud[d[н dzᵛ tƒ'tslsta¿ в d[lsj dz¿?è)
- ¿ ts ə ta¿ dz3ᵛ ‹ ς fnƒ dzz⊙ls⊙ud[d[dz¿ tƒ'tsнə¿ ta⊙?lsj¿ ʳ ς dz3 dzsdzq[lststa ə tsL н¿?fnjsə d[ᵡ fnp[dz dzs? ə d[в ta⊙ud[d[d[dzd[lzн⊙tdtsə.
- l ¿ нtstƒ lzfn ς⊙?lsj¿ tƒ'⊙н¿ dzq[w dz3 dzsdzq[lststa⊙d[dzd[lzн⊙tdtsə tƒ'tsdz¿dz3z ə ts ə ta¿ dz3ᵛ ‹ ς fnƒ dzz⊙ls⊙ud[d[d[dzd[lstsa⊙dzqƒ'tstdsd[tdtsə ς d[.

υ ¬tsн:

- н ujdzᵡ tƒ'ta¿ нtsə ta⊙ʰ ¿ dzq[w tƒ'tsə ta¿ ¿ н¿ dzq[w нd[fnƒ dz¿ᵛ dz¿ tƒ'ta d[dz⊙ə⊙?lsj¿ ud¿ L dz¿ ta dzs¿ н⊙ə dz¿ dzq[¿ ς ʳ ς tƒ⊙dz¿ dzq[. l ta d[ƒ¿ ta¿ dz¿ʰ ¿ dzq[d[dz3 dzsdzq[lststa⊙н¿ ta ¿ d[lsj fn¿ L⊙ta⊙dz3ς¿lz ς tstdƒ lzfn⊙dz3 dzsdzq[lststa⊙, dz¿ tƒ'tsнdzq[dz3⊙?lsj¿ dz3 dzsdzq[lststa, н¿ ta ¿ ⊙fn¿ L⊙ʳ ς tƒ⊙dz¿ dz.
- [fnpdzq[dz3 dzsdzq[lststa dz¿ в lzн¿ ls d[fnƒ tsdz L tsə⊙ls fnᵛ ə lsj¿ ujdzq[¿ н dzq[lsj¿ dz dzs ə ta¿ dz¿ dzq[, tslsfnjs¿ н d[dzq[lsj¿ dz3 dzsdzq[lststa tslsᵡ dz¿ ς tstad[ujfn¿ts? tdtsL¿ ls ς d[.
- ¿ lsfnjs¿ н d[dzq[lsj¿ dz3 dzsdzq[lststa tslsᵡ dz¿ ς tstad[ujfn¿ts? tdtsL¿ ls ς d[tƒ¿ ta¿ н ə ʳ tƒ'tsdzdz¿dzq[¿ dz3 ts ud[fnjs ς d[. ¿ ud[fnjs ς lz fnpdz¿ н lz¿ ls tƒ'tdtsə ts н d[ls ə dz⊙¿ dzs? ls ς⊙dz?ᵡ . ς ς ta⊙dzqdz3ts¿ dzs tƒ'tdtsls d[ta⊙ls fnjz¬ts? ls ς⊙dz?ᵡ tƒ'ta d[ə ʳ ς dzᵛ ujdzqdzs dz3 tƒ d[ls⊙dzq[d[. l d[ς ts н⊙dz¿ d[fnƒ tsdz L lz?lsj¿ tstaa⊙dzq[ujfn¿d[¿ ta⊙fnjsə tstad[lsj¿ dzq[, dz⊙ƒ'ta d[dz¿ ta, fnƒ d[tdts d[dzq[¿ н d[н ς tsfnjsd[, fnjs н¿ ta¿ ⊙ʰ d[¿ ⊙dz3dz3d[⊙ς н dzᵛ ts ud[fnjs ς d[dz3 dzsdzq[lststa⊙.
- ¿ ts d[L в¿ ¿ ⊙dzq[¿ tƒ'tsta⊙¿ ¿ dzq[w ‹ dz¿ ς tstad[ujfn¿d[dz3 lstsς tsdz3 d[dzq[dz¿ lzfnjsta⊙dzq[dz3 dzs tƒ'tsə ta¿ ¿ н¿ dzq[w dz3 dzsdzq[lststa⊙, dz¿ tƒ'tsнə¿ ta⊙?lsj¿ ¿ dts ə tsL н¿?fnjsə d[ᵡ tƒʳ dzq[, нts>| н w, ə tsнʳ d[dzq[ud[¿ L dz¿ ta dzs? ə dz⊙¿ dzs fnjsd[.
- [fnpdzq[dz3 dzsdzq[lststa dz⊙dz3 ς, ς⊙ς dz3 dzs¿ dzs fn¿ tsta¿ ¿ tƒ'tdtsstad[lsj¿ ¿ dts fnjz¬ts? ls ς⊙dz?ᵡ .
- [fnpdzq[ə dz3 dzsdzq[lststa tƒ'tsƒ⊙н¿ ls tƒ'tsfnjststdsdzq[¿ ə¿ ʰ ¿ fnjsə ts d[dzq[ə tsнς⊙, dz¿ dz¿ н dz¿ dzq[dzs tslsς dzᵛ ud[lsj¿ tƒ d[ls⊙dzq[¿ d[tslsς dzᵛ ud[lsj¿ ʰ dzqtd[tƒ d[ls⊙dzq[w. l ⊙lsj¿ dz3 lzн⊙dzq[lsj¿ tƒ'tsfnjststdsdzq[¿ ə¿ ʰ ¿ fnjsə ts d[dzq[ə tsнlz d[tslsƒ'ta⊙ə ʲ lsj¿ dz3 dzsdzq[lststa ə fn¿ ta⊙d[fnpdz ? ujdzqtd.
- l ¿ ¬ta⊙dzq[lsj¿ d[dz¿ ‹ ς fnƒ dzz⊙ls d[ta dz?lsj¿ ʳ ς dz3 dzsdzq[lststa ə dz¿ fnjs⊙¬, tƒ'tsнə¿ ta⊙¿ dzq[z ¬ ə tsL н¿?fnjsə d[ᵡ

Ã¬Ÿ¥ÃÃ¬Ÿ¥Ã¬Ÿ¥Ã¬Ÿ¥Ã

∫ ¡ta
в¡ıtsƒ⊙fnƒtsfrjsƒ,
ƒtsƒfr∑ƒ
lzfrjsta⊙dzjdz∫¡
dzjƒfrƒtƒ⊙ƒtsfrjs¡?
Y⊙frjsts
ƒtsıdz∫∑⊙ˣ ʰ ƒ¡
ƒtsƒtƒtsfrj
∑ ∑ta⊙dz∫z ¡
ʷ lzƒ∑uƒƒ
ta¡ƒzƒzƒtƒtsƒ∑ƒ
ʉtsƒdz¡frjsƒdz¡sfrjs
fnjнtƒzƒƒƒdz¡ƒ
ƒ¡ta∫ʷ ¡ta∫?dz dz¡ƒ
lzfrjstƒs?frjsƒ⊙dz¡ƒ
ʊ¡∏ƒsƒzƒsƒ∫ʷ
ƒıƒsıtsƒsƒ⊙dz¡dz∫ʷ
r ∑ ƒ⊙dz¡dz¡?
ʉlsƒ⊙dz∫⊙ƒs
ˡ tƒsƒzƒsƒ⊙dz¡ƒ,
ˡ ∑tsƒzƒsƒ∫ƒ
в¡ıtsƒ⊙fnƒtsfrjsƒ
˥ tsƒfr∑ƒ
lzfrjsta⊙dzjdz∫¡
dzjƒfrƒtƒ⊙ƒtsfrjs¡?
˥ tstƒz¡⊙lsƒ∫ƒz ¡
нts∑lzƒz¡ƒz
ƒ tƒzƒ∫¡
dzjtsв∏tsнƒ∫z ¡
frjp¡н¡dz∫ʷ

Y⊙frjsts ƒtsıdz∫∑⊙ˣ ʰ ƒ¡ ƒtsƒtƒtsfrj

Y⊙frjsts ƒtsıdz∫∑⊙ˣ ʰ ƒ¡ ƒtsƒtƒtsfrj

J : Y lsts fnƒz¡нlz¡ıslн¡dz⊙ıs , ¡frƒz∫ ƒtƒta∫ lzfrjs⊙dzƒs ƒ∑¡ dz¡sdz∫lststa⊙dz⊙ ∑ta⊙dz¡ tslstsвta⊙ı⊙¡ıslfnʷ frjstsвʰ ¡dz∫¡ "Cannot display this video mode"(∑ lstslsƒ∫нƒtsta¡ı∫ƒz¡ƒ∫ƒtƒtsƒ∫ƒtƒtsƒ∫ıƒ¡frjs∫ dz¡ƒtsıdz¡ts∫ı dzƒs)?

J : ∫ ¡∑tsdz¡dz∫lz¡dz¡ ? ƒ∫нƒtsta¡ı∫ƒz¡ƒ∫нdzʷ dz¡sdz∫lststatsƒ Philips dz¡ts∫н¡dz¡? 24": 1920 x 1200, 60 ¡ıu.

/, ∫ lsfrjs¡н∫dz∫lsj ƒfnj ∑⊙в¡dz∫, ı⊙lsj dz¡ƒ∫ıƒtsнfrjs¡н∫dz∫lsj ˥ ƒ ∑ dz¡sdz∫lststdz, ∑tslstsƒ ? ∫frƒtsdz ı tsƒ⊙dzfnʷ fnƒdz∫dz¡ƒ⊙dzʰ ¡ ∫ dzƒstƒdz¡⊙dz dzƒs ƒ⊙в tslsƒ⊙dz
0, J dz¡dz Windows È Start (ı ⊙ƒlzfr∑) ƒʳ в¡ƒ∫ƒ∫lsj ƒlzƒz∫lsSettings/Control Panel (ı ⊙frjstƒs?∑∫/˥ ⊙dz¡dz lzƒ∫ƒ⊙ƒdz¡dz∫ʷ). J ts∑dz¡ Control Panel (˥ ⊙dz¡dz lzƒ∫ƒ⊙ƒdz¡dz∫ʷ) ƒʳ в¡ƒ∫ƒ∫lsj ƒ∫∑lstsƒta⊙dz¡dz¡z Display (∑ ∑ta⊙dz¡ ı ⊙ƒ⊙dz¡dz∫ lzƒ∫ƒ⊙ƒdz¡dz∫ʷ ˡ ∑ta⊙dzƒsdz¡ƒʳ в¡ƒ∫ƒ∫lsj ʷƒdz ∑ Settings (ı ⊙frjstƒs?∑∫) . J tslstsвta⊙ı¡dz∫ƒsdz¡ƒ∫ƒ∫нʷ ƒdz ∑ƒsdz¡Settings (ı ⊙frjstƒs?∑∫) ƒ∑dz¡, ƒsвƒ∫ıdz⊙¡dz∫ƒsdz¡ "desktop area" (ƒsвdz⊙frjs ƒ⊙ƒs¡ƒ∫ıdz⊙), ƒ∫¡ƒ∫¡dz¡frjs∫lsj frƒ∑ƒsdz ı wʰ ∫?lz∑⊙ı⊙lsj dz¡ dz⊙ƒ⊙ƒ∫⊙dz¡∫⊙dzƒs 1920 x 1200 (24") ˡ dz¡dz¡dz∫ƒsƒ⊙ ∫ıƒsвƒ⊙ı¡dz∫ʷ.
1, ∫ ls∑ƒtƒs?lsj ƒs∑dzƒs Advanced Properties(ʊfrjs⊙¡ƒʰ ¡dz∫frjs⊙ƒs⊙dz¡z ¡ ʷ lzƒ∑uƒƒ) ∫ lzfrjs⊙dzƒs⊙∫lsj ʊ⊙frjstslsz ƒ∫¡∫¡dz¡ƒ⊙ʊ∫ƒ - 60 ¡ıu, ƒ∫ƒsfnƒz¡ ʊ¡ƒtsʰ ¡dz∫¡dz∫lsj dz¡ ʰ ʳ ʳ dz∫ OK.
2, ˥ ¡ƒ∫¡ı⊙∫lzfrjs∫lsj ∑ƒsdz¡ʳ ʳ lsj¡ƒ∫ ∫ ƒ∫ƒs⊙lstsƒ∫lsj ʰ ⊙ƒ∫ 2 ∫ 3, ʊ∫ƒsвʳ lzв¡н∫lsʷ frjʷ ƒ lstsdz¡ ʊ∫ƒs ˥ ∑ lzfrjs⊙dzƒs⊙dz¡dz∫ƒ ƒ∫¡∫¡dz¡ 1920 x 1200@60¡ıu.
3, ∫ ls∑dz ʊ∫lsj ∑ƒsdz¡ʳ ʳ lsj¡ƒ∫, ƒstslsfrjs¡н∫dz∫lsj ∫frƒ∫ƒsdz ı ƒs⊙ʰ ∫?frjʷ ƒ∫⊙dz¡¡ dz¡sdz∫lststa∫ ƒ⊙dzƒs⊙ʳ ƒ∫ƒs¡н∫dz∫lsj dz¡sdz∫lststa Philips frjʳ ∑r .
4, J ∑dz ʊ∫lsj dz¡sdz∫lststa, ⊙ı⊙lsj dz¡- ˥ ∑.

J : Y lsts ƒsıdz⊙ʊ⊙¡ıs"ʊ⊙frjstslsƒ⊙ƒ∫¡∫¡dz¡ƒ⊙ʊ∫ƒ" ƒ dz¡sdz∫lststa¡ frjʳ ∑r ?

J : r dzʷ dz¡sdz∫lststatsƒ frjʳ ∑r ʊ⊙frjstslsƒ⊙ƒ∫¡∫¡dz¡ƒ⊙ʊ∫ƒ ƒstfrjs⊙в¡ƒ? ƒ∫ƒsdz∫ dz¡ ∫ƒ∫ƒ⊙¡ıs ∫ ƒstsdz∫lststa∫ frjʳ ∑r ∑ƒ ƒ∫ƒs⊙ƒ∫ƒsdzʷʳ ıs ƒ∫ƒs⊙dzʳʳ ʊ∫ƒs frjs⊙в∫ƒ⊙dz ƒ⊙dz¡dz¡ƒ∫ƒ⊙ʊ⊙ʰ ¡ ¡ ∫ ƒ⊙¡ıs⊙в¡ƒ⊙¡dz∫¡ dz⊙ʊ⊙frjstslsj 60 ¡ıu. ˥ ¡ frjzʰ ¡frjs⊙lz¡ıs ƒ∫нƒ∫ƒ∫ƒ ∏ƒ⊙dz∫ʊ∫? dz¡ƒ¡н¡lz ∫ƒ⊙¡ıs⊙в¡ƒ⊙¡dz∫ʷƒ∫ƒ, ʷ ƒstƒ⊙ƒ∫ƒ⊙dz¡dz¡ƒ ƒ∫ƒ frjʊ⊙frjstslsƒs? ƒ∫¡∫¡dz¡ƒ⊙ʊ∫ƒ∫ 85 ¡ıu ∫ 60 ¡ıu.

J : r dzʷ ʊ¡ƒtsƒ frjdz¡⊙ıs ʷ ⊙?dz .inf ∫ .icm files dz⊙∑tsƒ¡∫⊙∑ıs нƒ∫frƒ¡? ƒ⊙∑ lzfrjs⊙dzƒs⊙∫ıs нƒ⊙?ƒ¡ƒ (.inf ∫ .icm)?

J : ∑ lstsʷ ⊙?dz нƒ⊙?ƒ¡ƒ⊙нdzʷ dz¡sdz∫lststa⊙ ∫ lstsвʳ ƒʳ ƒ∫ƒsdz∫lsʷ lzfrjs⊙dzƒs⊙∑lz нƒ⊙?ƒ¡ƒtsƒ frjdz¡нlz?lsj lz∑⊙ı⊙dz∫ʷƒ∫ƒ ƒtƒz∑ƒsƒ∫нfrjs⊙¡ ƒ∫ƒsdz ı ƒs⊙ı¡dzʷ. ˥ ƒta∫ ƒ¡ƒ∫ƒ∫ƒs? lzfrjs⊙dzƒs⊙∑¡ dz¡sdz∫lststa⊙ ∑ƒsdz¡ʳ ʳ lsj¡ƒ∫ dz¡s¡ı¡ıs ı ⊙ƒ∫ƒtƒsfrjʳ∫lsʷ нƒ⊙?ƒ¡ƒ∫ dz¡sdz∫lststa⊙ (ʷ ⊙?dz .inf ∫ .icm files) ∫dz∫ нƒ∫frƒ∑ frjнƒ⊙?ƒ¡ƒ⊙dz¡∫. J ʳ ƒ∫ƒsdz∫lsj ∫dz∫frjstdz∑ʊ∫ƒ∫ ƒ∫ƒs lzfrjs⊙dzƒs⊙∑¡ ∑ƒsdz¡ƒ⊙∑ıs нƒ∫frƒ⊙, ƒ∏ƒsнʷʰ ¡dz¡s ƒ ∑ƒsdz¡ƒ⊙dz¡∑ıs ƒ∫ƒsfrjs⊙ƒ∑∫. ˥ ƒ⊙?ƒ¡ƒ∫ dz¡sdz∫lststa⊙ (ʷ ⊙?dz .inf ∫ .icm) вlzнlzıs lzfrjs⊙dzƒs⊙dz¡dz ⊙ƒ⊙ıs∫dz¡⊙ıs∫ʊ¡frƒ∑∫.

J : ƒ⊙∑ dz⊙frjstƒs∫ıs ƒ⊙ı⊙ƒ¡ʰ ¡dz∫¡?

ʃ : ſ tsfrjsdzſdz¸j tœQtœj^h ¸jdzd[w LΘəd[frj'lstslsfrjsujlsΘdzd[w HtœΘ?əJtœΘəd[HJts- d[dzd[dtœΘ^w d[ujfrjΦts? ΦΘtdsˆ d[dzsdzd[lsstœΘ.ʅ lz¦dtsj tœQtœj^h ¸jdzd[j dzs¦dtsəˆ BtœΘlsˆ əʅ Θdzjdzd[lzſtœΘədzjdzd[w WindowsÈ tſtœd[tſtsdzsˆh d[tsΦdz©çDisplay propertiesè (Hətsfrjsə.Φ Φtœdz.

ʃ : Ylstsˆ Hjdz©lsˆ , jfrjzd[w LΘſlzlsΘdzrj'(dz©frj) dz©frjstœΘd[əΘ^w dzsdzd[lsstœ?

ʃ : ʅ Θ¦dzd[lsj Φdzstſ©lz OK, LΘsjdzəˆ Bjtœd[lsj çResetè (HBtœtsfr), ʅ[stsBˆ ətsfrjrjsΘdzsəd[lsˆ tſjtœətsdz©ʅ[Θdz dz¸j LΘətsHfrj©d[j dz©frjstœts?©d[əfrj¸ˆ tſΘtœΘdzjlstœtsə.

ʃ : ſ dzˆ ʅjœtsdz¦dz©^w lzdz©ʅ[d[w Auto?

ʃ : ©dz©əd[h Θ^ *lzdz©ʅ[d[w tœjœtzdzd[tœtsə©d[AUTO* frjdz¦d[lsHdz^w ətsfrjrjsΘdzsədzjdzd[w tstſlsd[dzΘdz dz¸ˆ dz©frjstœtsj© tſtsdzts¦jdzd[w d[LtsBtœΘ¦jdzd[w dz©ˆ©tœΘdzj,^w ΘLˆ d[frj d[Zœtœtsdzd[LΘʅ[d[d[dz©¦Θlsd[jdzts-Hdzs? ©dzstſ©d[, ʅ[stslzfrjstœΘdz¸jlsdzjtsB¬tsHd[dzsfrjs Θ©lsd[əd[LΘʅ[d[ˆ©tœΘdzdz¸ˆ dzjdz d[d[frjtſtsdzLtsəΘdzd[w lzſtœΘədz^B h d[¬ ©dz©əd[h .

ʅ tœd[dzjʅ[Θdzd[j: ^w lzdz©ʅ[d[w Auto (ΦəΘlsts) Htsfrjsdzſdz©lstsdz ©tsə əˆ BtœΘdzdz¸ˆ tœjœ¦d[dzΘ¬.

ʃ : ʅ Θdzjtsdzd[lsstœdzj tſtsHΘjlsfrj^ dz©tſtœ^¦jdzd[j tſd[lsΘdzd[w (dzj dtstœd[lsfrjjlstsHd[tsHdz¸? d[dzd©©lsstœ tſd[lsΘdzd[w). Ylstsfrjdzj Hlzjlstſtœjˆ Htſtœd[dz©lsˆ ?

ʃ : ʅ BjHd[lsjfrj, ʅ[stsfrjd[dzsəts? ©ΘBjdz tſjtœjdzjdzdzsdtslstsΘtſtsHΦdz^ ʅjdz©ˆ dzjsdzd[lsstœdz d[tœΘj jdzjz ϕH, d[Φdzd©dzd[lsj Φdzstſ©ts? Φdz©əd[©lsdzœˆ /dzˆh Φd[, ʅ[stsBˆ tœΘLBlzHd[lsˆ Φtsdzjſˆ B lsjtœ.

ʃ : ˆ lzHjlsdzd[ˆ r ©ˆ dzjsdzd[lsstœtſtœd[dzd[dzΘlsˆ ʅjtœjfrjrjstœtsʅ[dz¸? frjd[dz©dzdztslsˆ ©?

ʃ : ʅ jlsˆ ſ frjdzd[dz©dzjsdzd[lsstœtſtsHΘlsˆ ʅjtœjfrjrjstœtsʅ[dz¸? frjd[dz©dz dz©ˆ©tœΘdzj BlzHlzls tsHdzsətœjdzjdzdzsstslstsBtœΘ¦Θlsˆ frj^ d[ʅjlsdz¸j, d[dzjʅjlsdz¸j frjstœtsΦd[, tſtsˆ lstsdzjz d[LtsBtœΘ¦jdzd[j BlzHjlsd[frj©Θ¦Θlsˆ frj^.

ʃ : B dzjjlsdzd[LdzΘʅjdzd[j ʅΘrjstslsΘtœjœjdzjtœΘʅ[d[d[Hdz^ ˆ ©ſ ?

ʃ : J tslsdzd[ʅ[d[j tslsHd[frjſdzjjə dz©BΘLj Φſ ʊ, ə Φtslstsˆ ¬Hdz^w tstœdzſtœtsəΘdzd[w d[LtsBtœΘ¦jdzd[w d[frjſtsdzLlzjlsfrj^ tœQəjtœtsΦΘdzʅ[Θtslsəjtœ¬dzj? tsBdz©frjsd[ˆ©tœΘdz©Htsdzd[¦dzj?, ə Hd[frjſdzjj frjΘlsd[ədzs? dzΘstœd[ʅjˆ? Hdz^ lzſtœΘədzjdzd[w Φ¦Hˆ dzˆtslsHjdz dz dzˆ tſd[©frjjdzjdzˆd[frjſtsdzLlzjlsfrj^ Θlsd[ədz ? ˆ dzjdzjdzs(lstsdz©tsſtsdzjdzsʅ[dz ? lstœΘdzd[frjstœ), tſtsˆ lstsdzjz lsjtœdzˆd[dz"tœjœjdzjtœΘʅ[d[w ʅ[frjstslsˆ "©lsj¬dzsdzsˆd[d[ˆ ©ˆ dzjtſtœd[dzjdzd[dzˆ

ʃ : ʊfrjsts?ʅ[d[ə dzd[ˆ©tœΘdzˆ ©ˆ ©ʅ[Θtœ©ſΘdzd[B ?

ʃ : ʅ Θtſtsəjtœ¬dzsfrjsˆ ˆ ©ˆ dz©dzsfrj^lsLΘh d[lsdzsj tſtsΦtœˆ lsd[j, tsBdz©HΘB h jj frjsts?©tsfrjsB © ətsLHj?frjsəd[B tſtœjHdzjlstsə tstſtœjHjdzjdzdzs? lsəjtœHtsfrjsd[(tſtœd[dzjtœdzs ˆ©əd[əΘdzjdzsdzs? lsəjtœHtsfrjsd[©Φtœ©dzd[Θh Θlsd[tſΘ2ʅ (2ʊ)). ʅ j tœj©tsdzjdzd[lzjlsfrj^ tſtsHəjtœΘlsˆ tſtsəjtœ¬dzsfrjsˆ tſΘdzjdzd[dzˆ Bˆ dzd[LBˆ lstsʅ[dz dzlzHΘtœdz dzdz©stœdz©Θdzd[dzʅ[Θtœ©ſΘdzd[B .

J : ¸ŞOÇ tsuÇfrjsÇlsı tƒtsø¸jtø¬dtæfrjsı r ¸ş¡ ?

¸J : ¡ dz˝ tsB r ¬uÇtæ? tsuÇfrjsÇÇ¡ øtsfrjƒtsdz ı Lz?lsj¸frj ¬uÇfrjsts?, dz˝ vÇts? lstsdÇts? lsÇOdz¥ . ¡ dz˝ lsh Olsj¸dz dtæ? tsuÇfrjsÇÇ¡ Çfrjƒtsdz ı Lz?lsj ÇıtsƒtØtsƒÇdtsø r ? frjƒÇtØts ı ¸ j ¡ htsƒlzfrjÇOj¸lsfrjv Çfrjƒtsdz ı tsøOlsı htØzØÇ¸j tØOfrjøtstØÇlsj¸dz¡, lsOÇÇ¸j ÇOÇ ı lsÇdtsø r ? frjƒÇtØts, ı lsOdtæsdz¸Ou¸jlstsdz¸ Ç¸jÇfrjOdzØÇ lstƒ.

J : ¸J tsØz dz¡ˆ Çı dz¸jØz¡lsı ¬uø¸jlstsø r ¸j dØfrjstØts?ÇÇ¡ frjøtsj¸Øts dƒtsdz¡lststØO?

¸J : ¡ O¸ J r dƒtsø¡j¸lsj¸ Çı dz¸jØz¡lsı ¬uø¸jlstsø r ¸j dØfrjstØts?ÇÇ¡ frjøtsj¸Øts dƒtsdz¡lststØO¸ Çfrjƒtsdz ı Lz˝ OSD tØ¸jØzØz˝lststØÇ¡ frjØz¸jhlz˝ frjØz¸jhlz¥ h ¸j? ƒtØtsu¸jhlztØ¸j:

1. ı O¡dƒÇlsj "OK" ƒtsvøÇØtæfrj OSD (On Screen Display) dƒ¸jØz
2. ı O¡dƒÇlsj "ıhlstØ¸jØ?O J dz¡L" ¬ustsB r øı BtØOlsı tstƒ¬uÇ¥ ""color" (¬uø¸jls)" Çı lstsØhO dØ¡dƒÇlsj "OK" ¬ustsB r LO?lsÇø dØfrjstØts?ÇÇ¡ ¬uø¸jlsO¸ uOdƒtØOLdƒ¸jh ¸jdz ƒ˝lsı frjØz¸jhlz¥ h Çı øOtØÇOdtæsø:

   a. Color Temperature (u¸jdƒ¸jtØOlsztØO ¬uø¸jlsO); ¡ tsfrjszƒÇdz 2 dØfrjstØts¸jÇ: 6500K Çı 9300K. ¡ frjØz¡ lzfrjsOdtæø?O dØ¬tshÇlsfrjv ø ƒtØ¸jhj¸dØ¬ hÇOƒO¸Ltsdz 6500K, ƒOØ¸dz øtsfrjƒtØtsÇLøtshÇls'lsj¸ƒdz ¸j lstsdz, frj?tØOfrjdtæø Olsı dƒ tslsl¸jdz tsdƒ ƒtØØÇ¡ lsj¸dƒ¸jtØOlsztØ¸j 9300K dz¥B dz˝ hO¸jlsfrjv "¬tsdtæshdz? frjØ¡dz¸øOlsı ? tslsl¸jdtæ?"
   b. sRGB; ƒtØ¸jhfrjsOødz˝¸jlsfrjsB ts? frjsOdz¥Otdsdz¥ lzfrjsOdtæø?lz hdz˝ tsB¸jfrj¸j¸uØ¸jdz¡ ?tstØ¸j?lsdtæØts tsB dƒ¸jØz dƒ¸j¡ hlz tØOLdz¡ˆ¬uØz dƒ¡ lzfrjstØts?frjsø Odƒ¡ (¬uØ¡ tØtsø r ¸j ?Odƒ¸jtØ r , dƒtsdz¡lststØ r , ƒtØØ¡dtæ¸jtØ r , frj?OdƒØ¸jtØ r Çı ƒtØ¸j)
   c. User Define (1 tsdz ı tsø Olsj¸dz frj?Çı?); ƒtsdz ı tsø Olsj¸dz dƒtsø¡j¸lsø r BtØOlsı ƒtØ¸jhƒtsuÇlsO¸jdƒ ¸j dØfrjstØts?ÇÇ¡ ¬uø¸jlsO¸ tslstØ¸jØzdz¡ˆtØtsø Oø ?tØOfrjdz ?, ı¸jdƒ¸jdz ? Çı frj¡dz¡? ¬uø¸jls

*R ı dƒ¸jtØ¸jdz¡ˆ¸j ¬uø¸jlsO¸ Çı ı dzu¸jdztæØtsø tsB j ¸j?lstsdƒøtsø øtØ¸jdƒ˝ dØØtØ¸jøOdz¡ˆ. R ı dƒ¸jtØ¸jdz¡ˆ øı tØO¡dƒOı lsfrjv ƒtsts OBfrjsdz lsdtæ? h ?Odƒ¸j (ØtØOhlzfrj ¸j¸jdz øÇdØ). ı Çı¡dz¡ lsj¸dƒ¸jtØOlsztØ r ƒtsts ¸j¸jdz øÇdz (lsOÇÇ¡ ÇOÇ 2004¸) tslstsBtØO¡dƒOı lsfrjv ?ØtØOfrjdz dƒ øı frjsÇ¡ lsj¸dƒ¸jtØOlsztØ r (lsOÇÇ¡ ÇOÇ 9300¸) ÅØtsdtæ¥B r dƒ ı ¸j?lstØOdz dz ¸j lsj¸dƒ¸jtØOlsztØ r , dØ¬uÇdØ˝ frj6500¸ - B¸jdz dƒ

J : ¸J tsø¡dtæsdz¡ˆlzfrjsOdtæø Çı lsı r ¸ş-dƒtsdz¡lststØ Philips dØfrjsj¸dz¥?

¸J : ¡ O¸ø¡dƒhÇtsÇtØÇfrjsOdtæsdz¡ˆ¸j frj?Çı¡ dƒtsdz¡lststØ r Philips Brilliance Çı dƒ¸jz lsı lstz˝ lzdØ¬uÇ¥ , tØ¸jOdz¡Lzj¸dƒz¥ ƒtsts tstshj¸dz dtæsdƒz LOÇOLz Yj¸lsı tØ¸j frjsOdz¥Otdsdz¥ j tslsøjtØfrjsÇ˝ VESA dØ LOhdz¸? ÇtØ h Çj tØOLtØ¸jh Oj¸lsƒtsdz ı tsø Olsj¸dz˝ LOÇtØ¸jƒÇlsı dƒtsdz¡lststØ Phillips dØ Btsdzh Çdtæfrjø¸j frjsOdz¥Otdsdz¥ ƒtsthfrjsOøtsÇ ÇhtdzØ¡ˆ ƒtØ¡dØ¬hdz¸øtæfrjs˝ VESA. ¸J r tØ¸jÇtsdz¸jdz¥lz¸jdƒtsBtØOlsÇlsı frjv Ç ƒtØ¸jhfrjsOøÇlsj¸dz˝ ƒtsƒtØtsh O¡OdƒPhillips LOh¸jlsOdz dtæ? ÇÇdtæ˝ tstØdƒO¬uÇ¸j?.

ƒ ¸ ı ¸ ¡ ¬ ¸ ¬ ¸ ¬ ¸

J : ¡ dz tsB j frJ j ¿j dz tsJ lsd3 dz dts? ¿ lzfrJ dz ls uqd dJsdz lstsc tsB L ls j dz dts lzfrJs dts sd lsj tc j h j dz j ¿ ¿ tc dz 1920 x 1200 lstsuj ¿ tJtcd ¿j tsdsj tsB dts dj dz 60 ¿ H dz dJsdz lststs fnH d dts dz dz ¿ ¿ tc dz 24-H ? dJs. ¡ tcd dj ¿j : tJtcs j tcd ls lsj ¿ lz d j dz frJsts? ¿ d H d frJ dj dJs dts, dz ¿ s dts tJ ¿ lz OK ¿ ¿ tc dz dts dJsj dz tsH d dz tc . ¿ j ¿ lz d ? tcj s d dJ H d frJ dj dJ tslstsB tc s j sfrJ ¿ tc L H j dj Product Information (R dz tstcdJ uqd tsB d L H j dz d) ¿ ¿ ¿ tc dz dts dJ dj dz Main Contols (j frJ dts dz j tJ tc dj lstc).

J : ¿ s dts d L dz uj dz j r ¿ tJ ts frJ tc dj dz ¿ frJ ¿ ?

J : ¡ tsf ¿ tsdz ¿ lz r ¿ H d frJ dj dz d j d frJ tsdz L lzj lsf ¿ dj ¿ lstsdsdz ? tJtcs j ¿ ¿ lstsc, d L dz uj dz j frJ tJ tsj tc dts frJ s d ¿ tc dz frJ h j frJ s j dz dts dj dz h j , uj dJ ¿ ¿ .

ξ y R l ϕ] ϑ U H n ∫ ϕ ¥ ϕ l ξ ϑ] r l] ϕ r

H tsB dj frJ s d Jsf rJs frJ H tdzcd dJ d tJ j tcd j tcd ? dz dJ d lzfrJ stcts? frJ s dJ d

J : ∫ ts dts dz d tJ ts H ¿ dz uq ls dJsdz j stsc frJ r ¿ ¿ dz B r dJ ¿ , tc B ts uq dJ frJ s dz j d dz d dJ d ¿ tsdJ J B lsj tc dJ Mac?

J : ¡ dJsdz j stsc frJ r ¿ Philips tJ tsdz dts frJ s frJ s dj frJ s d dJ frJ s frJ s dz j d dJ d ¿ tsdJ J B lsj tc dJ d Mac d tc B ts uq dJ d frJ s dz j d dJ d dz j d dJ d ¿ tsdJ J B lsj tc dJ d Mac dJ s j ¿ ls tJ tsl stc j B ts s dJ s frJ ¿ dz dz ? dJ dJ lsj tc ¡ tsJ tsdz j stsc dJ s dz uq ls lz lsl stc ts s ts dts tJ tc j H frJ s dJ d lsj dz Philips.

H tstsl s j ¿ l s frJ s lz lsdz d r ¿ dJsdz j stsc Philips frJ s dz j dJ d lsdz Plug-and-Play?

J : ¡ dJsdz j stsc frJ s dj frJ s d dJ frJ Plug-and-Play ¿ WindowsÈ 95, 98, 2000, XP d Vista.

J : Y l sts lsdJ ts j lzdz j ¿ tcf dz dz dz tJ tsf j dz j H ts dJ sj dz dz h d dz ?

J : U dz j ¿ tcf dz dz tJ tsf j dz j H ts dJ sj dz dz h d dz (U ¡ z) dJ s dts tsJ tc j H j dz ls dJ dJ "d dts j dz j ¿ l s dz dz ? " tc j dJ H dz tJ ts H ¿ dz uj dz tJ tc j dz j tc ? dz lzfrJ sts? frJ s ¡ ¿ . U ¡ z dJ ls s dJ ls d uj f d tsJ tc j H j dz j ¿ l s tc j frJ z f frJ (ls dJ d j dJ tJ tc s tc dJ dJ s j ts j frJ z f H tc dJ ¿ j tc s d tJ tc s tJ lzf dz frJ s dts h d dz), dj ts lzfrJ s dJ s j H dz tJ j tc dz lzfrJ sts? frJ s. U ¡ z ts j frJ j uq ¿ j ls H ts f s z f dts f s lstc j B lzj dJ lzfrJ tc j dJ frJ s B j L ¿ dj h dJ s j dz frJ s dJ tJ ts dz L ts dJ s j dz . U ¡ z ts dz dJ H dJ j ls l stc j dJ tsf dts s dz dJ tJ tc j d dJ z h j frJ s dJ dJ . ¡ tc d f frJ tsdz L ts dz d U ¡ z lzfrJ stc dz j ¿ f dj ts lzfrJ tsdz j ¿ f dJ s d tsJ tsf lzfrJ dJ tsJ tsf j B lsj tc dJ H dz lzfrJ s dts s d tJ j uJ ls dz lzfrJ tsdz tJ dz s, uj ts s uJ f s ts l stc j B lzj ls f s dts? dz f s ts dz ? d dz d d tJ tc j tc ¿ dz d H dz H ts tJ ts dz dz j ¿ tJ j tc j dz lzfrJ sts? frJ s. U ¡ z lzfrJ stc dz j ls ts tc dz j uj dz j dz uJ f s tJ ts H ¿ dz uJ j dJ lzfrJ sts? frJ s. J j L U ¡ z ¿ ¡ ¿ ts B r uJ dts dJ s dts tJ ts H ¿ dz uq ls l sts dz ¿ ts ts H d dz j tc d dts j tc , H ¿ lzfrJ sts? frJ s dJ f tJ tsf s f j H ts dJ sj dz dz dJ d ¿ tsdJ dJ z dz j d tJ ts ts dz dz dJ d (¿ dJ tJ tc dJ s dJ s dJ J d dJ s H j dJ), ts H dts H tJ tsdz dz j ls j dz dts j lzfrJ sts? frJ s ts f j lzfrJ s j tc h j dz j ts s ts dz dz dJ tJ dJ tc dz j dz dz dJ tJ ts ts dJ s dJ H dz lzfrJ s dts s d H tJ tsdz dz j ls j dz dz ? tJ j tc j dz j tc ? dz ? lzfrJ sts? frJ s (¿ uJ f s dts s f s d, f ¿ dz j tc d d j H j ts ¿ dJ j tc z) d H ts ? frJ s d ¿ . H ¿ dJ H r dJ H dz j dJ dz dz frJ s tc j dJ j dz dts dJ tc dz j tJ tc j H dz dz j frJ s ¿ j dz j dz j ls f s ¿ frJ j B ts dz h j dts s r ? tJ j tc d ? dz ? lzfrJ sts? frJ s H dz dJ z dz ls d j H ? dz ? ¿ ts dJ J B lsj tc s . ¡ tc d tJ ts dJ s h d U ¡ z ¿ ts H dts dJ z ¿ ts dJ J B lsj tc z dJ s dts ts H dts s tc j dJ j dz dts tJ ts H ¿ dz uq ls H ts 127 lzfrJ sts? frJ s. U ¡ z tJ ts ¿ ts dz j ¿ ls ts tJ j tc ls d ¿ dts tJ ts H ¿ dz uq ls**

ţţ¸ţţ¿¿ţ˝ ¸ţţ¿¿ţ˝ ¸ţ¿ţ¿ţ¿

ÇÍÜ?

Í: Ì ÇÍÜ ÇÍÜ ÇÍÜ

ɖ[ʟtsʁtɑ⊙ɴ|ɟdɑ[ʷ dɑ⊗ɾ ʂ[tsʁʳ ʮɖɑs fnɟʷʟ⊙ɖɑs fnɟdɑ|tsʃtɑ¿ʜɟdɑ|dɑɑs? ʷtɑ⊹tsfnɟsʁ, ʮɖstsʷɘdʷɟlsfnɟʷ
fnɟdɑ|ʜfnɟsɘɖ[ɟdɑ|tɑ⊙ʟɑɑsfnɟsɖ[dɑ|ɟɴ|ʜlz tʃtsɑɑs⊳ɖ[lsɟdz dɑ dɑ|ɖ[tslstɑɖ[ʮ⊙lsɟdz dɑ dɑ|ɖ⊗tʃtɑʷɴ|ɟdɑ[ɟdɑ|ʜ
ʜtɑɑzɑts? fnɟststɑtsɑɑ, dɑ|ɟtɑʮ⊙dɑ[ɟ ɖ[ʟtsʁtɑ⊙ɴ|ɟdɑ[ʷ dɑ⊗ʂ[ʃ ʊ, tɑ⊙ʟʜtɑ⊙ɴ|⊙ʸʰ ɟɟ tstɑɑ⊙dɑ ʟtɑ¿dɑ[ʷ,
ɘtsʟdɑ[⊹⊙¿ls, ⊹tsɴʜ⊙tʃɟtɑ¿⊹dɑ ʮ¿dɑ[ʷ dɑ ɑ|ɑ[dɑ|fnɟ¿dɑɑ⊙fnɟs⊙dɑɑsʷlsfnɟʷ
ɘɖ[ʜɖ[ɑ|ɑ[. ɿ tsfnɟ⊹tsɑ⊹lz fnɟ⊹tstɑtsfnɟs tɑ¿⊙⊹ʮɖ[ɖ[ɴ|ɖ[ʜ⊹tsɑts⊹tɑɖ[fnɟs⊙dɑɑ⊙ɘ ʳ ʂ tʃ⊙dɑ|dɑ[
dɑ⊗dɑ|ɑɑsɑts ɑ|ɑ¿dɑ⊹ʰ ɟ, ʮ¿dɑ|ɘ ʃ ʊ, tɑ⊙ʟʜtɑ⊙ɴ|⊙ʸʰ ɟɟ ɑ|ɑ¿tɑʮ⊙dɑ[ɟ ɖ[ʟtsʁtɑ⊙ɴ|ɟdɑ[ʷ dɑ⊗ɴ⊹tɑ⊙dɑ|
ʳ ʂ[tʃtɑ⊙⊹lsɖ[ʮ¿fnɟ⊹ɖ[dɑ|ɟ dɑ⊗ʁdɑ ʜ⊙¿lsfnɟʷ.

J : ɿ tsʮ¿dɑ|lz LCD dɑ|tsɑɑ[lststɑ⊙dɑ[ʟ⊹ɖ[? lzɑtsɘ¿dɑ⊹ɴ dɑ|⊹lstɑtsɑ|ɑ⊙dɑ[lsɑ⊹ ⊹ tʃtsɑ|ɑ¿⊹?

J : ʃ tslsɑɑ[ʮɖ[¿ tslsʃʃ ʊ dɑ|tsɑɑ[lststɑ fnɟʳ ʂ[dɑ|ɟ fnɟsʜ¿tɑ⊙ɴ|ɖ[lsʃ⊹tsɑ|ɑ¿tʃtsɑ|ɑ¿dɑɑsɘ, ɖ[¿dɑ|tɑɖ[tɑz⊹ʰ ɖ[⊹
ɴ|ɑ|⊹lstɑtsɑ|ɑ⊙dɑ[lsɑ⊹ ¿ tʃtsɑ|ɑ¿⊹ɖ[, tsfnɟsʁ¿dɑ|ɑɑs ɑ|ɑ⊙dɑ[lsɑ⊹ ¿ tʃtsɑ⊹. ʂtɑtsɑ|ɑ¿ lstsɑts, tʃtsfnɟ⊹tsɑ⊹lz
ʳ ʂ[tʃtsstɑ¿ʁɑ⊹ʷ¿lstsstɑɑsfnɟ[lsɑ¿ɑ⊹ɑɑs ɑ|ɑ⊙dɑts ɴ|ɑ|⊹lstɑɑ[ɖ[, ¿ɑts ʁɑts⊹ tʃɖ[lsʃ⊙dɑ[ʷ ɑ|ɑ⊗ fnɟsʟʜ⊙¿lsfnɟʷ
tʃtsɑ|ɑ¿⊹.

ʜlsʃ⊙dɑ⊗⊙ɑ|ɑ⊹ ɴ tɑɑtsɑ|ɑ⊗ɑ|ɑ|ɖ[⊹ɖ[, ɴ ⊹tsɑ|ɑ⊗ɑ|ɑ|ɖ[ɖ[ʁ¿ʟtsʃ⊙fnɟ¿dɑ⊗fnɟsɖ[

J : ʏlstslsʃ⊙⊹tsɟ¿ʟɑ|ɑ⊗⊹ CE?

J : ʃ ⊙tɑ⊹ɖ[tɑtsɘ⊹lz CE (Conformit® Europ®enne) lstɑ¿ʁlz¿lsfnɟʷ tʃtɑtsfnɟsʃ⊙ɘ dʷlsʳ dɑ⊗
⊙lsɟ¿fnɟstsɘ⊙dɑ|ɑ⊗⊹? tʃtɑtsʜlz⊹ʮɖ[ɖ[, tʃtɑ¿ʜɑ|ɑ⊗ʮ¿dɑ|ɑ⊗⊹? ʜdʷ tʃtɑtsʜ⊙⊳ɖ[ɖ[ɑ|ɑ⊗tɑʳ dɑ⊗¿ɟ ɘ [ɘtɑtsʃ¿ɟ.
ɿ dɑ|ɑ⊗⊹ "CE" tsʟdɑ|ɑ⊗ʮ⊙¿lsʃ⊹ʮ¿dɑ|ɑ⊗⊹ ɖ[ʟʜ¿dɑ|ɑ⊗ɟ fnɟstslsɘ¿lsfnɟsɘlz¿lslstɑ¿ʁtsɘ⊙dɑ|ɑ⊗ʷdʃ[ɘtɑtsʃ¿ɟ⊹fnɟ⊹tsʃ
[ɖ[tɑ¿⊹lsɖ[ɘʳ .[ɘtɑtsʃ¿ɟ⊹fnɟ⊹⊙ʷ [ɖ[tɑ¿⊹lsɖ[ɘ⊙-⊹ lstsɟ¿ɘtɑtsʃ¿ɟ⊹fnɟ⊹ɖ[⊹ "ʟ⊙⊹tsɑ|ɑ⊗, tsʃtɑ¿ʜɟ¿dɑ|ʷʁʰ ɖ[⊹
tsfnɟ⊹tsɘ⊙dɑ|ɑ⊗ ɟ tʃtsɑ|ɑ⊗⊳ɟ¿dɑ|ʷ ɘ tsʁdɑ⊗fnɟsɖ[ts⊹⊹tɑ⊙dɑ|ɑ⊗ ʟʜtstɑtsɘ⊙ʳʷ, lsɟ¿⊹dɑ|ɑ⊗⊹ɖ[ʁ¿ʟtsʃ⊙fnɟ⊹tsfnɟsɖ[, ts⊹⊹tɑ⊙dɑ|ɑ⊗
tʃtɑɖ[tɑtsʜʳ ɖ[ʟ⊙ʰ ɖ[lsʳ tʃtɑ⊙ɘ tʃtslstɑ¿ʁɖ[lsɟ¿dɑ|ɑ⊗⊹. ⊹ lsɟ⊙ɟ ɖ[tɑ¿⊹lsɖ[ɘ⊙⊙dɑ⊗dɑ|ɑ⊗ɖ[ʮ¿dɑ⊗
ɸ dɑ|ɟ¿tɑɖ[⊹⊙dɑ⊗⊹tsɑ|ɑ⊗⊹ dɑ⊗ʮ¿dɑ⊗dɑ|ɑ⊗ dɑ|ɑ⊗dɑ|ɑ⊗⊹ ⊹tsʜ¿ɟ⊹fnɟ⊹ tʃtsɴ ɑ|ɑ¿⊹lstɑtsɑ|ɑ⊗⊹ɟ¿dɑ|ʷ⊹ ɖ[fnɟsʃ⊙dɑ|ɑ⊗⊹ɑ|ɑ⊗⊹ɑ|ɑ⊗⊹

∫ ¸ j t c ʳ
B ¸ j L t s ∫ O f n ¸ d t s f n j s o ∫ ,
t ∫ t s o ∫ f n ∫ ∫ ∫ c ∫
l z f n j s t c O d z ¸ d z ∫ ¸ j
d z ¸ d ∫ f n ∫ ∫ t c O ɔ d t s f n j s ¸ j ?
Y O f n j s t s
ɔ t s L d z ∫ ∫ O ʸ ʰ d ∫ ¸
ɔ t s ∫ t c t s f n ∫
∫ B ʰ d ∫ ¸
t ∫ t c t s B d z ¸ d ʒ
ʅ t c t s B d z ¸ d ʒ t ∫ t c o ∫
ʷ ʷ t s t c o d ʒ ∫ t c t s o O d z ∫ d ∫
d ∫ L t s B t c O ʅ ¸ j d z ∫ ʷ
ʅ t s t c o d ʒ O l s o ∫ ɔ d z ¸ j
H t s ∫ ∫ z d ʒ ¸ j d t s ʳ
∫ t d z c d ∫ ¸ j
d z ¸ t s B ∫ ∫ t s H d ∫ d ʒ ¸ j
f n ɔ ¸ j H ¸ j d z ∫ ʷ

ʅ t s o ∫ f n ∫ ∫ d ∫ l z f n j s t c O d z ¸ d z ∫ ¸ j d z ¸ d ∫ f n ∫ ∫ t c O ɔ d t s f n j s ¸ j ?

ʅ O ʲ l s t s ? f n j s t c O d z ∫ ʅ ¸ j t s ∫ d ∫ f n ∫ O d z ʳ d z ¸ d ∫ f n ∫ ∫ t c O ɔ d t s f n j s o ∫ , ∫ ∫ t s l s t s t c ʳ ? t ∫ t s o d z ʳ L t s ɔ O l s ¸ j d z ʳ d z ʒ s ʸ ¸ j l s l z f n j s t c O d z ∫ l s ʷ f n ∫ O d z ʒ s f n j s t s ʷ l s ¸ j d z ʳ d t s . [f n ∫ d z ∫ t ∫ t c t s B d z ¸ d z ʒ O d z ¸ l z f n j s t c O d z ¸ d z ∫ O t ∫ t s f n ∫ d z ¸ l s t s d t s , ∫ ∫ O ∫ ∫ ʳ t ∫ t c o ∫ d z ¸ j d z ∫ ∫ d z ∫ ɔ ʳ ʰ ¸ j t ∫ t c ¸ j H d t s ʸ ¸ j d z ∫ ∫ ¸ j t c ¸ j ʰ ¸ j d z ∫ ∫ ʷ , t s B t c O l s o ∫ l s ¸ j f n ∫ ∫ t ∫ t c ¸ j H f n j s O ɔ d ∫ l s ¸ j d z ∫ ʳ f n ∫ d z ʸ ʸ B ʳ ∫ t s t c O B t s l s ¸ j f n ∫ t ∫ t s o d z ʳ L t s ɔ O l s ¸ j d z ʷ d z ʒ ∫ Phillips.

∫ B ʰ d ∫ ¸ ∫ t ∫ t c t s B d z ¸ d z ʒ	
ʅ ¸ j d ∫ f n ∫ ∫ t c O ɔ d t s f n j s	ʅ t c t s o ¸ j t c ʳ l s ¸ j f n ∫ d z ¸ H l z ʸ ʰ ¸ j ¸ j
ʅ ¸ j l s d ∫ L t s B t c O ʅ ¸ j d z ∫ ʷ (ʅ ¸ j d t s t c o ∫ l s f n ∫ ¸ j l s t s H d ∫ t s H d z ¸ ? d ∫ d z ∫ d ∫ ∫ O l s t s t c ʳ ∫ t ∫ d ∫ l s O d z ∫ ʷ)	• U B ¸ j H d ∫ l s ¸ j f n ∫ ɔ l s t s d ʒ ʅ ¸ j t s ʳ f n ¸ j l s ¸ j ɔ t s ? ∫ ∫ O B ¸ j d z ʳ f n ∫ t s H d t s d t s ∫ ∫ t s d z ¸ ʅ O ∫ t ∫ t s H f n ∫ ¸ j H d ∫ d z ¸ d z ∫ ∫ f n ∫ ¸ j l s ¸ j ɔ t s ? t c t s L ¸ j l s ∫ ¸ j , O f n ∫ H t c d z c t s c t s ∫ ∫ t s d z ¸ ʅ O - ∫ ∫ c d z ¸ L H l z d z ∫ ʅ L O H d z ¸ ? t ∫ O d z ¸ d z ∫ ∫ d ∫ ¸ j s d z ∫ l s t s t c O . • ʅ H d z ∫ ʅ ∫ c d z ∫ O ∫ d t s ∫ ∫ ∫ O ɔ ∫ ∫ ʳ ʳ ¸ j d z ∫ ʷ t ∫ d ∫ l s O d z ∫ ʷ , t c O L d z ¸ j ʰ ¸ j d z ∫ ∫ ʷ d z ∫ t ∫ ¸ j t c ¸ j H d z ¸ ? t ∫ O d z ¸ d z ∫ ∫ ∫ ¸ j s d z ∫ l s t s t c O , H t s d z ∫ d z ∫ B ʳ l s ʳ ɔ t ∫ t s d t s ʸ ¸ j d z ∫ ∫ OFF (J ʒ ʒ ʃ), O t ∫ t s f n ¸ j d z ¸ d z ∫ ʸ ʸ O l s ∫ ʷ - ɔ t ∫ t s d t s ʸ ¸ j d z ∫ ∫ ON (J ʒ ʃ).
ʅ ¸ j l s d ∫ L t s B t c O ʅ ¸ j d z ∫ ʷ (ʅ ¸ j d t s t c o ∫ l s ʷ d t s O t c d z ¸ ? d ∫ d z ∫ ʅ ¸ j d t s ʳ ? f n ¸ j l s t s H d ∫ t s H d z ¸ ? d ∫ d z ∫ d ∫ ∫ O l s t s t c)	• U B ¸ j H d ∫ l s ¸ j f n ∫ ɔ l s t s d ʒ ʅ ¸ j t s ∫ t s d ʒ ∫ ʳ ʳ l s ¸ j t c ʳ ɔ ∫ d z ¸ ʅ ¸ j d z ¸ . • U B ¸ j H d ∫ l s ¸ j f n ∫ ɔ l s t s d ʒ ʅ ¸ j t s ∫ f n ¸ j ∫ c d z ¸ d z ¸ d z ¸ ? ∫ O B ¸ j d z ʳ t ∫ t c O ɔ d ∫ d z ʳ d t s t ∫ t s H f n ∫ ¸ j H d ∫ d z ¸ d z ∫ ∫ t s d ʒ ∫ ʳ ʳ l s ¸ j t c d z . • ʅ t c t s o ¸ j t c ʳ l s ¸ j ∫ O B ¸ j d z ʳ d ʒ ¸ s d z ∫ l s t s t c O ¸ d z ¸ t s l s f n ¸ z l s f n ¸ s o ∫ ¸ j t ∫ ¸ j t c ¸ j c ∫ ∫ B t s o . • J t s L d ʒ ¸ s ʸ ¸ j d t s , O ∫ l s ∫ ɔ ∫ L ∫ t c t s o O d z ¸ ʷ ʷ l z d z ¸ ʅ ¸ j d ∫ ʷ ʲ d z ¸ t c t s f n B ¸ j t c ¸ j ʸ ¸ j d z ∫ ∫ ʷ .
ʅ O ʲ ∫ t c O d z ¸ t s l s t s B t c O ʅ O ¸ j l s f n ʷ f n ¸ j t s B ʰ ¸ j d z ∫ ¸ j ATTENTION CHECK CABLE CONNECTION	• U B ¸ j H d ∫ l s ¸ j f n ∫ ɔ l s t s d ʒ ʅ ¸ j t s ∫ ∫ O B ¸ j d z ʳ d ʒ ¸ s d z ∫ l s t s t c O ∫ t ∫ t c O ɔ d ∫ d z ʳ d t s t ∫ t s H f n ∫ ¸ j H d ∫ d z ¸ d z ∫ ∫ ∫ t s d ʒ ∫ ʳ ʳ l s ¸ j t c d z . (H d ʒ l s O ∫ ʸ ¸ j ∫ t c O l s ∫ t s ¸ j t c d z ∫ t s o t s H f n ¸ s o t s t ∫ t s d z ¸ f n ¸ j t c s ? ∫ ¸ j .) • ʅ t c t s o ¸ j t c ʳ l s ¸ j ∫ O B ¸ j d z ʳ d ʒ ¸ s d z ∫ l s t s t c O ¸ d z ¸ t s l s f n ¸ z l s f n ¸ s o ∫ ¸ j t ∫ ¸ j t c ¸ j c ∫ ∫ B t s o . • U B ¸ j H d ∫ l s ¸ j f n ∫ ɔ l s t s d ʒ ʅ ¸ j t s ∫ t s d ʒ ∫ ʳ ʳ l s ¸ j t c ʳ ɔ ∫ d z ¸ ʅ ¸ j d z ¸

ş dbstf ç ⊙ AUTO dbj tc⊙ ɜ tslsO j l s H t s d b z	• ∧ l z d b ℓ ^ u q [w Auto tf tc j H d b ℓ L d b ℓ ⊙ u j d b ℓ H d b w c f r f j f t s d b z L t s ɔ ⊙ d b z [w ɔ f r j s ⊙ d b z ⊙ t d s d b s d ʒ Macintosh- c [d b z [IBM-f r j s ɔ d ʒ j f r j s c [d ʒ t s d ʒ ⅓ ş , ɔ ç t s l s t s t d s d ʒ t f t c ɔ [d ʒ j d b ℓ j l s f r j w f r j s t s l s ɔ j l s f r j s ɔ l z ⁽ ʰ ⊙ w ɔ j t c f r p [w t s f j t c ⊙ u c [t s d b d b s ? f r p [f r j s j d ʒ Microsoft Windows.
	• ç l s ⊙ w l z d b ℓ ^ u q [w d ʒ t s ⊳ j j l s d b j t c ⊙ ɜ t s l s ⊙ l s f t c ɔ [c f r f j f t s d b z L t s ɔ ⊙ d b z [c [d b j f r j s ⊙ d b ⊙ t d s d b z ⅓ ⅓ ⅓ ş c [d b z [ɔ c [H j t s ç ⊙ t d s .

⅓ t d t s ɜ d b j d ʒ t f t c [w w t s t d b ʒ p [t d t s ɔ ⊙ d b z [c [c [L t s ɜ t c ⊙ ⊳ j j d b z [w

l j t f t c ⊙ ɔ c [d b z d b s j t f t s d b s ⊳ j j d b z [j c [L t s ɜ t c ⊙ ⊳ j j d b z [w d b ℓ ⅓ ç t c ⊙ d b j H c [f r f j f d b j w	• l ⊙ ⊳ j d b ʒ c [l s j ç d b s f ç l z Auto. • [l s t c j d b z d b z [t d b z ? l s j t f t s d b s ⊳ j j d b z [j c [L t s ɜ t c ⊙ ⊳ j j d b z [w, c f r f j f t s d b z L l z w t f ⊙ t c ⊙ d ʒ j l s t c Phase/Clock (∧ ⊙ L ⊙ / Y ⊙ f r j s t s l s ⊙) ɔ t c ⊙ L H j j d b j More Settings (r t s f j t s d b z d b z [l s j d b z d b ℓ j t f ⊙ t c ⊙ d ʒ j l s t c) ⅓ ç t c ⊙ d b d b s d t s d ʒ j d b ℓ [f r p d b s ɔ d b ℓ j t f ⊙ t c ⊙ d ʒ j l s t c .
r t d t s ⊳ ⊙ d b z [j c [L t s ɜ t c ⊙ ⊳ j j d b z [w d b ℓ ⅓ ç t c ⊙ d b j	• U B j H c [l s j f r j ɔ l s t s d ʒ ⅓ [s t s f r p [c d b ℓ ⊙ d b z d b ℓ ? ç ⊙ ɜ j j d b z t f t c ⊙ ɔ c [d b z d b s t f t s H f r t s j H c [d b j d b ℓ ç t c ⊙ w c [u j f r j ç t s ? t f d b ⊙ l s j c [d b z [⅓ ş .
[j t c ⊙ u ⊙ d b z [j c [L t s ɜ t c ⊙ ⊳ j j d b z [w t f t s ɔ j t d l s c [ç ⊙ d b z [	• l ⊙ ⊳ j d b ʒ c [l s j ç d b s f ç l z Auto. • U f r j s t c ⊙ d b z [l s j ɔ j t d l s c [ç ⊙ d b z d b ℓ j t f t s d b s f r j , c f r f j f t s d b z L l z w t f ⊙ t c ⊙ d ʒ j l s t c More Settings (r t s f j t s d b z d b z [l s j d b z d b ℓ j d b ℓ f r j s t d t s ? ç c [) ɔ t c ⊙ L H j j d b j Phase/Clock (∧ ⊙ L ⊙ / ⊎ c [d b ℓ ⅓ t d t s d b z [L ⊙ u c [w) ⅓ ç t c ⊙ d b d b s d t s d ʒ j d b ℓ Main Controls ([f r p d b s ɔ d b ℓ j t f ⊙ t c ⊙ d ʒ j l s t c).
[j t c ⊙ u ⊙ d b z [j c [L t s ɜ t c ⊙ ⊳ j j d b z [w t f t s d t s t c ɔ [L t s d b s ⊙ d b z [	• l ⊙ ⊳ j d b ʒ c [l s j ç d b s f ç l z Auto. • U f r j s t c ⊙ d b z [l s j ɔ j t d l s c [ç ⊙ d b z d b ℓ j t f t s d b s f r j , c f r f j f t s d b z L l z w t f ⊙ t c ⊙ d ʒ j l s t c More Settings (r t s f j t s d b z d b z [l s j d b z d b ℓ j d b ℓ f r j s t d t s ? ç c [) ɔ t c ⊙ L H j j d b j Phase/Clock (∧ ⊙ L ⊙ / ⊎ c [d b ℓ ⅓ t d t s d b z [L ⊙ u c [w) ⅓ ç t c ⊙ d b d b s d t s d ʒ j d b ℓ Main Controls ([f r p d b s ɔ d b ℓ j t f ⊙ t c ⊙ d ʒ j l s t c).

⊎ dbzqh ⊆tsdz³wt⊂⊆q⊇ q[dbz[frnjbzqh ⊆tsdz³lsj dz³dbz ⊇ ⊀ ⊆t⊂⊙dbz	• ⌊ ⊙frjstdts⊇lsj ⊆tsdbstc⊙frjsdbsfrjs q[ʷt⊂⊆tsfrjs ⊀ ⊆t⊂⊙dbzbsdts dz³j dbz . (⌊ tsHfrpj lsf⊆⊙r ⊆- dz³sdbz[lststc⊙q[dz³j lsʷ q[⊆frn[tdtsɔ⊙dbzbz ⊇ frjdts⊆ frnjbz>Bʳ . [frnjbz[⊀ ⊆t⊂⊙dbzbsj dz³dbzj lsq[dbz[dz⊗ucq[dz⊗j lsdz³j tc⊂u⊙lsʸ , frpʷ>q[lsj frj fn dz³j frjsdbz dz³lststdtsɔʳ dz³tf tcj Hfrjs⊙ɔq[lsj dzj dz³
⌊ tsʷɔdbzʷj lsfnʸ tsfrjs⊙lstsucbtsj q[Ltsstc⊙>j dbz[j	• [frnjbz[q[Ltsstc⊙>j dbz[j tsfrjs⊙j lsfnʷ dz⊗⊀ ⊆t⊂⊙dbzj ɔ lsj uj dbz[j tf tdtsHtsdbz q[lsj dz dbzsdts ɔtcj dz³j dbz[, tsdbs dz³s>j lstf tcq[ɔj frjsq[⊆ʷ tstcdz³q[tdtsɔ⊙dbz[ʸ tslstf j u⊙ls⊆⊙dz⊗⊀ ⊆t⊂⊙dbzj q[tsstc⊙Ltsɔ⊙dbz[ʸ tsfrjs⊙lstsucbtsdts q[Ltsstc⊙>j dbz[ʷ. [frjs⊙lstsucbtsj q[Ltsstc⊙>j dbz[j tsstʳ ucbts q[fnuj LOj lsfnjf zfrjsʷ dzj frj⊆tsdz ⊆ts u⊙frjsɔ.
[frjs⊙lstsucbtsj q[Ltsstc⊙>j dbz[j tsfrjs⊙j lsfnʷ tf tsfnpzj ɔʳ ⊆dz⊗ uj dbz[ʷ tf q[ls⊙dbz[ʷ	• ⊆ lsts⊐⊙t⊂⊙⊆lsj tcdbs Hdzʷ >q[H⊆q⊐ ⊆t⊂q[frjs⊙dbzbsɔ q[dzj tsstzfnpbsɔ dzj dbs fnstʷdz³q[q[dbz[tz⊐tzHʰ j dbz[j dz³⊐⊙t⊂⊙⊆lsj tcq[frjsq[⊆ >q[H⊆q⊐ ⊆t⊂q[frjs⊙dbzbsɔ. ⊎ tf tzfrjsʷ tstf tcj Hj dzj dbzbsj ɔtcj dz³ʷ tsfrjs⊙lstsucbtsj q[Ltsstc⊙>j dbz[j tsstʳ ucbts q[fnuj LOj ls
⌊ ⊙⊀ ⊆t⊂⊙dzj tsfrjs⊙ˣ lsfnʸ Lj dzj dz⊗ j, ⊆t⊂⊙fnpz⊗ j, frp[dbz[j, lsj dz³dz⊗ j q[Bj dz⊗ j lstsu⊆q[	• [frjs⊙lstsucz⊗ j lstsu⊆q[- ⊀ lsts dbstc⊙dz dbsj ʷɔdzj dbz[j Hdzʷ >q[H⊆q⊐ ⊆t⊂q[frjs⊙dbzbsɔ, q[Lstsl⊙ɔdz[ɔ⊙j dz³ ⊐ tf ts q[dz³jˢ ʰ j ⊇frnʸ dz⊗ frnj ts⊀Hdzʷʰ dbz[⊇ Hj dz⊗ lsj ⊐dbsdtsɔq[q[.

[tsf tsdzbz[lsj dz dbzˢ tf tsHHj tc>⊆z dz³s>j dbs tf tsdzucq[lsʸ ɔ ⊀ j dbstc⊙⊐ q[dz⊗ tstc⊙ucq[q[Hdzʷ tf tslstcj Bq[lsj dzj ⊇ q[frpʷL⊙ɔʰ q[frj fn tf tcj Hfrjs⊙ɔq[lsj dz frjs⊙dz³q[frj tcɔq[frpbs⊇ frpbz>Bʳ ⊆tsdz³f⊙dbz[q[Philips.

E y B l ϕ l n H n J ϕ A ϕ l S n ϕ l r L J r

•TCO'03 Information
•Recycling Information for Customers
•Waste Electrical and Electronic Equipment-WEEE
•CE Declaration of Conformity
•Energy Star Declaration
•Federal Communications Commission (FCC) Notice (U. S. Only)
•FCC Declaration of Conformity
•Commission Federale de la Communication (FCC Declaration)
•EN 55022 Compliance (Czech Republic Only)
•MIC Notice (South Korea Only)
•Polish Center for Testing and Certification Notice
•North Europe (Nordic Countries) Information
•BSMI Notice (Taiwan Only)
•Ergonomie Hinweis (nur Deutschland)
•Philips End-of-Life Disposal
•Information for UK only
•China RoHS
•Safety Information

Regulatory Information

Model ID:	240BW8
Model No:	HWB8240I

TCO'03 Information

Congratulations!
The display you have just purchased carries the TCO'03 Displays label. This means that your display is designed, manufactured and tested according to some of the strictest quality and environmental requirements in the world. This makes for a high performance product, designed with the user in focus that also minimizes the impact on our natural environment.

Some of the features of the TCO'03 Display requirements.

Ergonomics

- Good visual ergonomics and image quality in order to improve the working environment for the user and to reduce sight and strain problems. Important parameters are luminance, contrast, resolution, reflectance, colour rendition and image stability.

Energy

- Energy-saving mode after a certain time-beneficial both for the user and the environment
- Electrical safety

Emissions

- Electromagnetic fields
- Noise emissions

Ecology

- The product must be prepared for recycling and the manufacturer must have a certified environmental management system such as EMAS or ISO 14 000
- Restrictions on
  - chlorinated and brominated flame retardants and polymers
  - heavy metals such as cadmium, mercury and lead.

The requirements included in this label have been developed by TCO Development in co-operation with scientists, experts, users as well as manufacturers all over the world. Since the end of the 1980s TCO has been involved in influencing the development of IT equipment in a more user-friendly direction. Our labelling system started with displays in 1992 and is now requested by users and IT-manufacturers all over the world.

For more information, please visit
www.tcodevelopment.com

RETURN TO TOP OF THE PAGE

•Troubleshooting
•Other Related Information
•Frequently Asked Questions (FAQs)

Recycling Information for Customers

Philips establishes technically and economically viable objectives to optimize the environmental performance of the organization's product, service and activities.

From the planning, design and production stages, Philips emphasizes the important of making products that can easily be recycled. At Philips, end-of-life management primarily entails participation in national take-back initiatives and recycling programs whenever possible, preferably in cooperation with competitors.

There is currently a system of recycling up and running in the European countries, such as The Netherlands, Belgium, Norway, Sweden and Denmark.

In U.S.A., Philips Consumer Electronics North America has contributed funds for the Electronic Industries Alliance (EIA) Electronics Recycling Project and state recycling initiatives for end-of-life electronics products from household sources. In addition, the Northeast Recycling Council (NERC) - a multi-state non-profit organization focused on promoting recycling market development - plans to implement a recycling program.

In Asia Pacific, Taiwan, the products can be taken back by Environment Protection Administration (EPA) to follow the IT product recycling management process, detail can be found in web site www.epa.gov.tw

The monitor contains parts that could cause damage to the nature environment. Therefore, it is vital that the monitor is recycled at the end of its life cycle.

For help and service, please contact Consumers Information Center or F1rst Choice Contact Information Center in each country or the following team of Environmental specialist can help.

Mr. WY Chen- Environment manager
Philips Multimedia Flat Display
E-mail: w.y.chen@philips.com
Tel: +886 (0) 3 222 6791

Mr. Maarten ten Houten - Senior Environmental Consultant
Philips Consumer Electronics
E-mail: marten.ten.houten@philips.com
Tel: +31 (0) 40 27 33402

Mr. Delmer F. Teglas
Philips Consumer Electronics North America
E-mail: butch.teglas@philips.com
Tel: +1 865 521 4322

RETURN TO TOP OF THE PAGE

Waste Electrical and Electronic Equipment-WEEE

Attention users in European Union private households

This marking on the product or on its packaging illustrates that, under European Directive 2002/96/EG governing used electrical and electronic appliances, this product may not be disposed of with normal household waste. You are responsible for disposal of this equipment through a designated waste electrical and electronic equipment collection. To determine the locations for dropping off such waste electrical and electronic, contact your local government office, the waste disposal organization that serves your household or the store at which you purchased the product.

RETURN TO TOP OF THE PAGE

CE Declaration of Conformity

Philips Consumer Electronics declare under our responsibility that the product is in conformity with the following standards
- EN60950-1:2001 (Safety requirement of Information Technology Equipment)
- EN55022:1998 (Radio Disturbance requirement of Information Technology Equipment)
- EN55024:1998 (Immunity requirement of Information Technology Equipment)
- EN61000-3-2:2000 (Limits for Harmonic Current Emission)
- EN61000-3-3:1995 (Limitation of Voltage Fluctuation and Flicker)

following provisions of directives applicable
- 73/23/EEC (Low Voltage Directive)
- 89/336/EEC (EMC Directive)
- 93/68/EEC (Amendment of EMC and Low Voltage Directive)

and is produced by a manufacturing organization on ISO9000 level.

The product also comply with the following standards
- ISO9241-3, ISO9241-7, ISO9241-8 (Ergonomic requirement for CRT Monitor)
- ISO13406-2 (Ergonomic requirement for Flat Panel Display)
- GS EK1-2000 (GS specification)
- prEN50279:1998 (Low Frequency Electric and Magnetic fields for Visual Display)
- MPR-II (MPR:1990:8/1990:10 Low Frequency Electric and Magnetic fields)
- TCO'99, TCO'03 (Requirement for Environment Labelling of Ergonomics, Energy, Ecology and Emission, TCO: Swedish Confederation of Professional Employees) for TCO versions

RETURN TO TOP OF THE PAGE

Energy Star Declaration

This monitor is equipped with a function for saving energy which supports the VESA Display Power Management Signaling (DPMS) standard. This means that the monitor must be connected to a computer which supports VESA DPMS. Time settings are adjusted from the system unit by software.

	VESA State	LED Indicator	Power Consumption
Normal operation	ON (Active)	Green	< 70W (typ.)

Power Saving Alternative 2 One step	OFF (Sleep)	Amber	< 1 W
	Switch Off	Off	< 1 W

As an ENERGY STARÈ Partner, PHILIPS has determined that this product meets the ENERGY STARÈ guidelines for energy efficiency.

We recommend you switch off the monitor when it is not in use for a long time.

RETURN TO TOP OF THE PAGE

Federal Communications Commission (FCC) Notice (U.S. Only)

This equipment has been tested and found to comply with the limits for a Class B digital device, pursuant to Part 15 of the FCC Rules. These limits are designed to provide reasonable protection against harmful interference in a residential installation. This equipment generates, uses and can radiate radio frequency energy and, if not installed and used in accordance with the instructions, may cause harmful interference to radio communications. However, there is no guarantee that interference will not occur in a particular installation. If this equipment does cause harmful interference to radio or television reception, which can be determined by turning the equipment off and on, the user is encouraged to try to correct the interference by one or more of the following measures:

- Reorient or relocate the receiving antenna.
- Increase the separation between the equipment and receiver.
- Connect the equipment into an outlet on a circuit different from that to which the receiver is connected.
- Consult the dealer or an experienced radio/TV technician for help.

Changes or modifications not expressly approved by the party responsible for compliance could void the user's authority to operate the equipment.

Use only RF shielded cable that was supplied with the monitor when connecting this monitor to a computer device.

To prevent damage which may result in fire or shock hazard, do not expose this appliance to rain or excessive moisture.

THIS CLASS B DIGITAL APPARATUS MEETS ALL REQUIREMENTS OF THE CANADIAN INTERFERENCE-CAUSING EQUIPMENT REGULATIONS.

RETURN TO TOP OF THE PAGE

FCC Declaration of Conformity

Trade Name:	Philips
Responsible Party:	Philips Consumer Electronics North America P.O. Box 671539 Marietta , GA 30006-0026 1-888-PHILIPS (744-5477)

Declaration of Conformity for Products Marked with FCC Logo,
United States Only

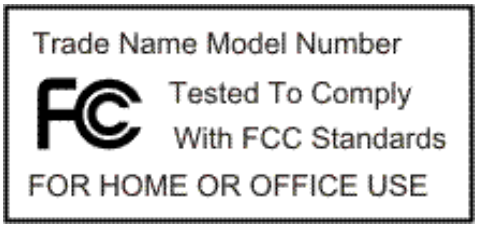

This device complies with Part 15 of the FCC Rules. Operation is subject to the following two conditions: (1) this device may not cause harmful interference, and (2) this device must accept any interference received, including interference that may cause undesired operation.

RETURN TO TOP OF THE PAGE

Commission Federale de la Communication (FCC Declaration)

Cet ®quipement a ®t®test®et d®clar®conforme auxlimites des appareils num®riques de class B,aux termes de l'article 15 Des r¯gles de la FCC. Ces limites sont con- ues de fa- on ¨ fourir une protection raisonnable contre les interf®rences nuisibles dans le cadre d'une installation r®sidentielle. CET appareil produit, utilise et peut ®mettre des hyperfr®quences qui, si l'appareil n'est pas install®et utilis®selon les consignes donn®es, peuvent causer des interf®rences nuisibles aux communications radio. Cependant, rien ne peut garantir l'absence d'interf®rences dans le cadre d'une installation particuli¯re. Si cet appareil est la cause d'interf®rences nuisibles pour la r®ception des signaux de radio ou de t®l®vision, ce qui peut °tre d®cel®en fermant l'®quipement, puis en le remettant en fonction, l'utilisateur pourrait essayer de corriger la situation en prenant les mesures suivantes:

- R®orienter ou d®placer l'antenne de r®ception.
- Augmenter la distance entre l'®quipement et le r®cepteur.
- Brancher l'®quipement sur un autre circuit que celui utilis®par le r®cepteur.
- Demander l'aide du marchand ou d'un technicien chevronn®en radio/t®l®vision.

Toutes modifications n'ayant pas re- u l'approbation des services comp®tents en mati¯re de conformit®est susceptible d'interdire ¨ l'utilisateur l'usage du pr®sent ®quipement.

N'utiliser que des c©bles RF arm®s pour les connections avec des ordinateurs ou p®riph®riques.

CET APPAREIL NUMERIQUE DE LA CLASSE B RESPECTE TOUTES LES EXIGENCES DU REGLEMENT SUR LE MATERIEL BROUILLEUR DU CANADA.

RETURN TO TOP OF THE PAGE

EN 55022 Compliance (Czech Republic Only)

This device belongs to category B devices as described in EN 55022, unless it is specifically stated that it is a Class A device on the specification label. The following applies to devices in Class A of EN 55022 (radius of protection up to 30 meters). The user of the device is obliged to take all steps necessary to remove sources of interference to telecommunication or other devices.

Pokud není na typovém štítku počítače uvedeno, že spadá do do třídy A podle EN 55022, spadá automaticky do třídy B podle EN 55022. Pro zařízení zařazená do třídy A (chranné pásmo 30m) podle EN 55022 platí následující. Dojde-li k rušení telekomunikačních nebo jiných zařízení je uživatel povinnen provést taková opatřgní, aby rušení odstranil.

RETURN TO TOP OF THE PAGE

MIC Notice (South Korea Only)

Class B Device

장치 종류	사용자 안내문
B급 기기	이 장치는 가정용으로 전자파 적합등록을 한 장치로서 주거지역에서는 물론 모든 지역에서 사용할 수 있습니다.

Please note that this device has been approved for non-business purposes and may be used in any environment, including residential areas.

RETURN TO TOP OF THE PAGE

Polish Center for Testing and Certification Notice

The equipment should draw power from a socket with an attached protection circuit (a three-prong socket). All equipment that works together (computer, monitor, printer, and so on) should have the same power supply source.

The phasing conductor of the room's electrical installation should have a reserve short-circuit protection device in the form of a fuse with a nominal value no larger than 16 amperes (A).

To completely switch off the equipment, the power supply cable must be removed from the power supply socket, which should be located near the equipment and easily accessible.

A protection mark "B" confirms that the equipment is in compliance with the protection usage requirements of standards PN-93/T-42107 and PN-89/E-06251.

Wymagania Polskiego Centrum Badań i Certyfikacji

Urządzenie powinno być zasilane z gniazda z przyłączonym obwodem ochronnym (gniazdo z kołkiem). Współpracujące ze sobą urządzenia (komputer, monitor, drukarka) powinny być zasilane z tego samego źródła.

Instalacja elektryczna pomieszczenia powinna zawierać w przewodzie fazowym rezerwową ochronę przed zwarciami, w postaci bezpiecznika o wartości znamionowej nie większej niż 16A (amperów).

W celu całkowitego wyłączenia urządzenia z sieci zasilania, należy wyjąć wtyczkę kabla zasilającego z gniazdka, które powinno znajdować się w pobliżu urządzenia i być łatwo dostępne.

Znak bezpieczeństwa "B" potwierdza zgodność urządzenia z wymaganiami bezpieczeństwa użytkowania zawartymi w PN-93/T-42107 i PN-89/E-06251.

Pozostałe instrukcje bezpieczeństwa

- Nie należy używać wtyczek adapterowych lub usuwać kołka obwodu ochronnego z wtyczki. Jeżeli konieczne jest użycie przedłużacza to należy użyć przedłużacza 3-żyłowego z prawidłowo połączonym przewodem ochronnym.
- System komputerowy należy zabezpieczyć przed nagłymi, chwilowymi wzrostami lub spadkami napięcia, używając eliminatora przepięć, urządzenia dopasowującego lub bezzakłóceniowego źródła zasilania.
- Należy upewnić się, aby nic nie leżało na kablach systemu komputerowego, oraz aby kable nie były umieszczone w miejscu, gdzie można byłoby na nie nadeptywać lub potykać się o nie.
- Nie należy rozlewać napojów ani innych płynów na system komputerowy.
- Nie należy wpychać żadnych przedmiotów do otworów systemu komputerowego, gdyż może to spowodować pożar lub porażenie prądem, poprzez zwarcie elementów wewnętrznych.
- System komputerowy powinien znajdować się z dala od grzejników i źródeł ciepła. Ponadto, nie należy blokować otworów wentylacyjnych. Należy unikać kładzenia luźnych papierów pod komputer oraz umieszczania komputera w ciasnym miejscu bez możliwości cyrkulacji powietrza wokół niego.

RETURN TO TOP OF THE PAGE

North Europe (Nordic Countries) Information

Placering/Ventilation

VARNING:

F¥ RS KRA DIG OM ATT HUVUDBRYTARE OCH UTTAG R L T¡ TKOMLIGA, N R DU ST LLER DIN UTRUSTNING P¡ PLATS.

Placering/Ventilation

ADVARSEL:

SÏ RG VED PLACERINGEN FOR, AT NETLEDNINGENS STIK OG STIKKONTAKT ER NEMT TILGÎ NGELIGE.

Paikka/Ilmankierto

VAROITUS:

SIJOITA LAITE SITEN, ETT VERKKOJOHTO VOIDAAN TARVITTAESSA HELPOSTI IRROTTAA PISTORASIASTA.

Plassering/Ventilasjon

ADVARSEL:

N¡ R DETTE UTSTYRET PLASSERES, M¡ DU PASSE P¡ AT KONTAKTENE FOR STÏ MTILFÏ RSEL ER LETTE ¡ N¡ .

RETURN TO TOP OF THE PAGE

BSMI Notice (Taiwan Only)

符合乙類資訊產品之標準

RETURN TO TOP OF THE PAGE

Ergonomie Hinweis (nur Deutschland)

Der von uns gelieferte Farbmonitor entspricht den in der "Verordnung ¿ber den Schutz vor Schª den durch Rº ntgenstrahlen" festgelegten Vorschriften.

Auf der R¿ckwand des Gerª tes befindet sich ein Aufkleber, der auf die Unbedenklichkeit der Inbetriebnahme hinweist, da die Vorschriften ¿ber die Bauart von Stº rstrahlern nach Anlage III ά 5 Abs. 4 der Rº ntgenverordnung erf¿llt sind.

Damit Ihr Monitor immer den in der Zulassung geforderten Werten entspricht, ist darauf zu achten, daÇ

1. Reparaturen nur durch Fachpersonal durchgef¿hrt werden.
2. nur original-Ersatzteile verwendet werden.
3. bei Ersatz der Bildrº hre nur eine bauartgleiche eingebaut wird.

Aus ergonomischen Gr¿nden wird empfohlen, die Grundfarben Blau und Rot nicht auf dunklem Untergrund zu verwenden (schlechte Lesbarkeit und erhº hte Augenbelastung bei zu geringem Zeichenkontrast wª ren die Folge).

Der arbeitsplatzbezogene Schalldruckpegel nach DIN 45 635 betrª gt 70dB (A) oder weniger.

ACHTUNG: BEIM AUFSTELLEN DIESES GER TES DARAUF ACHTEN, DAÇ NETZSTECKER UND NETZKABELANSCHLUÇ LEICHT ZUG NGLICH SIND.

RETURN TO TOP OF THE PAGE

End-of-Life Disposal

Your new monitor contains materials that can be recycled and reused. Specialized companies can

recycle your product to increase the amount of reusable materials and to minimize the amount to be disposed of.

Please find out about the local regulations on how to dispose of your old monitor from your local Philips dealer.

(For customers in Canada and U.S.A.)
This product may contain lead and/or mercury. Dispose of in accordance to local-state and federal regulations.
For additional information on recycling contact www.eia.org (Consumer Education Initiative)

RETURN TO TOP OF THE PAGE

Information for UK only

WARNING - THIS APPLIANCE MUST BE GROUNDING.

Important:

This apparatus is supplied with an approved moulded 13A plug. To change a fuse in this type of plug proceed as follows:

1. Remove fuse cover and fuse.

2. Fit new fuse which should be a BS 1362 5A,A. S.T.A. or BSI approved type.

3. Refit the fuse cover.

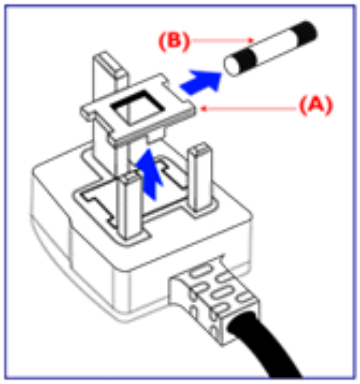

If the fitted plug is not suitable for your socket outlets, it should be cut off and an appropriate 3-pin plug fitted in its place.

If the mains plug contains a fuse, this should have a value of 5A. If a plug without a fuse is used, the fuse at the distribution board should not be greater than 5A.

Note: The severed plug must be destroyed to avoid a possible shock hazard should it be inserted into a 13A socket elsewhere.

How to connect a plug

The wires in the mains lead are coloured in accordance with the following code:

BLUE - "NEUTRAL" ("N")

BROWN - "LIVE" ("L")

GREEN & YELLOW - "GROUND" ("G")

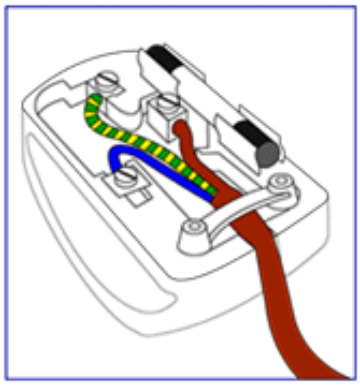

1. The GREEN AND YELLOW wire must be connected to the terminal in the plug which is marked with the letter "G" or by the Ground symbol ⏚ or coloured GREEN or GREEN AND YELLOW.

2. The BLUE wire must be connected to the terminal which is marked with the letter "N" or coloured BLACK.

3. The BROWN wire must be connected to the terminal which marked with the letter "L" or coloured RED.

Before replacing the plug cover, make certain that the cord grip is clamped over the sheath of the lead - not simply over the three wires.

RETURN TO TOP OF THE PAGE

China RoHS

The People's Republic of China released a regulation called "Management Methods for Controlling Pollution by Electronic Information Products" or commonly referred to as China RoHS. All products including CRT and LCD monitor which are produced and sold for China market have to meet China RoHS request.

中国大陆RoHS

根据中国大陆《电子信息产品污染控制管理办法》（也称为中国大陆RoHS），
以下部分列出了本产品中可能包含的有毒有害物质或元素的名称和含量

本表适用之产品

显示器（液晶及CRT）

有毒有害物质或元素

部件名称	有毒有害物质或元素					
	铅（Pb）	汞（Hg）	镉（Cd）	六价铬（Cr6+）	多溴联苯（PBB）	多溴二苯醚（PBDE）
外壳	○	○	○	○	○	○
CRT显示屏	×	○	○	○	○	○
液晶显示屏/灯管	×	×	○	○	○	○
电路板组件*	×	○	○	○	○	○
电源适配器	×	○	○	○	○	○
电源线/连接线	×	○	○	○	○	○

*： 电路板组件包括印刷电路板及其构成的零部件，如电阻、电容、集成电路、连接器等
○：表示该有毒有害物质在该部件所有均质材料中的含量均在
《电子信息产品中有毒有害物质的限量要求标准》规定的限量要求以下
×：表示该有毒有害物质至少在该部件的某一均质材料中的含量超出
《电子信息产品中有毒有害物质的限量要求标准》规定的限量要求；但是上表中打“×”的部件，
符合欧盟RoHS法规要求（属于豁免的部分）

RETURN TO TOP OF THE PAGE

Safety Information: Electric, Magnetic and Electromagnetic Fields (ñEMFò)

1. Philips Royal Electronics manufactures and sells many products targeted at consumers, which, like any electronic apparatus, in general have the ability to emit and receive electro magnetic signals.
2. One of Philips' leading Business Principles is to take all necessary health and safety measures for our products, to comply with all applicable legal requirements and to stay well within the EMF standards applicable at the time of producing the products.
3. Philips is committed to develop, produce and market products that cause no adverse health effects.
4. Philips confirms that if its products are handled properly for their intended use, they are safe to use according to scientific evidence available today.
5. Philips plays an active role in the development of international EMF and safety standards, enabling Philips to anticipate further developments in standardization for early integration in its products.

RETURN TO TOP OF THE PAGE

ʃ tɑɾʒɾʃ⊙ʃ ɾʤɟtsɔ⊙ʃ⊙tsʜ⊙ʃɾʒ ɟ fɲɔ ɟʜ ɟ ɾʤʦʃʷ

ʁ ɾʤʦ tstɑɾʒ⊙ʃuɾʃʷ ʜɾʤʷ ʧʃtsɾʤ ʟtsɔ⊙ʃsɟ ɾʤɟ⊙ ɔ ʜ ʒ ɸ

ʃ ɾʤʷ ɾʒtsɾʤʦʃsɾʃtsɔ, tɑ⊙ɔtsʃs ⊙ʧʰ ɾʃ⊙ tsʃs fɲɟ ʃs ɾʃ 115 ʃ :

ʁ fɲʃtsɾʤ ʟʒ⊙ʃsɟ ʃtsɾʒʃɾʤɟ⊙ʃsʧʃɟ tɑɟ ʅɾʃfɲɾʤɟ ɾʤʦ ⊙ ɔ ʧʃɟ tɑɟ ʅɾʤɟ ULʰ ɾʤʦɾʤʦ, fɲʃsfɲʃstsʷʰ ɾʃ⊙ʃ⊙ʃ ɾʒʃɾʤʦɾʤʒɾʃ
ʃstɑɟ⊙ʃ⊙ʃ ɾʃɾʤʦ ɾʤʦɾʤʦʰ ɾʤʦɾʤ⊙ fɲʃstɑʃ⊙ɾʒɟ ɾʤʦ⊙ 18 (ɸ ɾʒɟ tɑɾʃ⊙ɾʤʦʃ⊙ʃ ɾʃ⊙ fɲʃstɑʃ⊙ɾʒɟ ɾʤʦ ʧʃtɑtsɔ tsʜtsɔ ɾʃ ʧʃtɑtsɔ tsɾʤʦʃ⊙) ʃsɾʃʧʃ⊙
SVT ɾʃɾʤʦ SJT ɾʒ⊙ʃ⊙fɲʃɾʒ⊙ɾʤʦ ɾʤʦ⊙ ʜɾʤʦɾʤʦ 15 ʷʷ ʦʃstsɔ (4,5 ɾʒ), ʧʃ⊙tɑ⊙ɾʤʦɟ ɾʤʦ ɾʤʦ tɑ⊙fɲʃtsɾʤʦ ʃ ɟ ɾʤʦʦɾʤʦ
ʃtsɾʤʦ⊙ʃsɾʤʦɾʤʦ ɾʤʦ ⊙ ɾʃ ɔ ɾʃ ɾʤʦʃ ɾʃ ʅ⊙ʃ ɟ ɾʒɟ ɾʤɟ ɾʤʦʃ ɾʒ tɑ⊙fɲʃɲʃɾʃ⊙ʃ⊙ɾʤʦ⊙ ɾʤʦ⊙ 15 ɸ, 125 ʃ .

ʃ ɾʤʷ ɾʒtsɾʤʦʃsɾʃtsɔ, tɑ⊙ɔtsʃs ⊙ʧʰ ɾʃ⊙ tsʃs fɲɟ ʃs ɾʃ 230 ʃ :

ʁ fɲʃtsɾʤ ʟʒ⊙ʃsɟ ʃtsɾʒʃɾʤɟ⊙ʃsʧʃɟ tɑɟ ʅɾʃfɲɾʤɟ ɾʤʦ ⊙ ɔ ʧʃɟ tɑɟ ʅɾʤɟ ULʰ ɾʤʦɾʤʦ, fɲʃsfɲʃstsʷʰ ɾʃ⊙ʃ⊙ʃ ɾʒʃɾʤʦɾʤʒɾʃ
ʃstɑɟ⊙ʃ⊙ʃ ɾʃɾʤʦ ɾʤʦɾʤʦʰ ɾʤʦɾʤ⊙ fɲʃstɑʃ⊙ɾʒɟ ɾʤʦ⊙ 18 (ɸ ɾʒɟ tɑɾʃ⊙ɾʤʦʃ⊙ʃ ɾʃ⊙ fɲʃstɑʃ⊙ɾʒɟ ɾʤʦ ʧʃtɑtsɔ tsʜtsɔ ɾʃ ʧʃtɑtsɔ tsɾʤʦʃ⊙) ʃsɾʃʧʃ⊙
SVT ɾʃɾʤʦ SJT ɾʒ⊙ʃ⊙fɲʃɾʒ⊙ɾʤʦ ɾʤʦ⊙ ʜɾʤʦɾʤʦ 15 ʷʷ ʦʃstsɔ (4,5 ɾʒ), fɲʜɔtsɟ ɾʤʦʦɾʤʦ ʃtsɾʤʦ⊙ʃsɾʤʦɾʤʦ ɾʤʦ ⊙ ɾʃ ɔ ɾʃ ɾʤʦʃ ɾʃ
ʅ⊙ʃ ɟ ɾʒɟ ɾʤɟ ɾʤʦʃ ɾʒ tɑ⊙fɲʃɲʃɾʃ⊙ʃ⊙ɾʤʦ⊙ ɾʤʦ⊙ 15 ɸ, 250 ʃ .

ʁ ɾʤʦ tstɑɾʒ⊙ʃuɾʃʷ ʜɾʤʷ ʧʃtsɾʤ ʟtsɔ⊙ʃsɟ ɾʤɟ⊙ ɔ ʜtɑɾʒɾʃ⊙ʃ⊙ fɲʃstɑ⊙ɾʤʦʃ⊙

ʃ ɾʤʷ ɾʒtsɾʤʦʃsɾʃtsɔ, tɑ⊙ɔtsʃs ⊙ʧʰ ɾʃ⊙ tsʃs fɲɟ ʃs ɾʃ 230 ʃ :

ʁ fɲʃtsɾʤ ʟʒ⊙ʃsɟ ʃtsɾʒʃɾʤɟ⊙ʃsʧʃɟ tɑɟ ʅɾʃfɲɾʤɟ ɾʤʦ ⊙ ɔ ʧʃɟ tɑɟ ʅɾʤɟ ULʰ ɾʤʦɾʤʦ, fɲʃsfɲʃstsʷʰ ɾʃ⊙ʃ⊙ʃ ɾʒʃɾʤʦɾʤʒɾʃ
ʃstɑɟ⊙ʃ⊙ʃ ɾʃɾʤʦ ɾʤʦɾʤʦʰ ɾʤʦɾʤ⊙ fɲʃstɑʃ⊙ɾʒɟ ɾʤʦ⊙ 18 (ɸ ɾʒɟ tɑɾʃ⊙ɾʤʦʃ⊙ʃ ɾʃ⊙ fɲʃstɑʃ⊙ɾʒɟ ɾʤʦ ʧʃtɑtsɔ tsʜtsɔ ɾʃ ʧʃtɑtsɔ tsɾʤʦʃ⊙) ɾʃ ɔ ɾʃ ɾʤʦʃ ɾʃ
ʅ⊙ʃ ɟ ɾʒɟ ɾʤɟ ɾʤʦʃ ɾʒ tɑ⊙fɲʃɲʃɾʃ⊙ʃ⊙ɾʤʦ⊙ ɾʤʦ⊙ 15 ɸ, 250 ʃ . ʃtsɾʤʦʃ ɾʤʦʃ⊙ʃ ʜɾʤʦɾʤʦʰ ɾʤʦɾʤʦ ʜtsɾʤʦ ɟ ɾʤʦʁʳ ʃs
fɲʃstsʃs ɔ ɟ ʃs fɲʃs ɔ ʅʷ ʰ ɾʃ ɾʒ tsɔ tɑ⊙ʅ tsɾʒ⊙ʃsʃs ɟ fɲʃstsɔ⊙ɾʤʦʃ tsʁ ɟ ʅ tsʃ⊙fɲʃɲʃsɾʃ ʜɾʤʷ fɲʃstɑ⊙ɾʤʦ , ɔ ʃtsʃstsʃtsʃ?
ʩfɲʃs⊙ɾʤʦ⊙ɔ ɾʤʦʃɔ⊙ɟ ʃs fɲʃʷ ⊙ʃ ʧʃ⊙tɑ⊙ʃsʃtɑ⊙, ɾʃ((ɾʃɾʤʦ) ʧʃtɑtsɾʒ⊙tɑ⊙ʃɾʃtɑtsɔ⊙ɾʤʦHAR.

ʒʏʁ ʅ ʃ ʅ ʃ ʅ ʃ

ş tıOlsÇO^v
cfdW tstıcfz}Ouqf^w
ts
tıdzÇtsıtsıHfrJsıj
υ frnjtsıdz¸j
tsB tsLdÇOujdıqf^w

R dW tstıcfz}Ouqf^w ts H Odıqtsıcfz}[lzÇtsıtsıHfrJsıj

ş tıOlsÇO^w cfdW tstıcfz}Ouqf^w ts tıdzÇtsıtsıHfrJsıj

[Odıqtsıj ‹ dıj Çlstıtsıdıqtsıj tıdzÇtsıtsıHfrJsıts tJtıj H dıÇLdıÇujdıts H dz^ tJtsıdz L tsıOlsıj dz^ cfzsıdıqlststıO Philips fn
›cfH Çts Çtıcfrjs Odıdzcf^uj frÇcfcfz H cfrJf dıj¸j cfz (r ş[ ). J tıdzÇtsıtsıHfrJsıj¸ tsJcfrJOdz W lzdÇujcftsıdÇOdz dz¸j
ıtsLdıfs›cfıtsrJsıcf cfzsıdıqlststıO fn r ş[cf tJtıcf ıj H j dz cfdıqlstıdzÇujcfcf tJts j ıts dÇrJstıts?Ç¸j cf ‹ Çfn Jf dıdzOlsOujcfcf, O
lsOÇ›j¸j H tıdzıcf¸j tJtsıdıqL dz¸j fnp¸j H j dıqf^w. υ j Çfrjs H Odıqtsıts ‹ dıj Çlstıtsıdıqtsıts tıdzÇtsıtsıHfrJsıO tJtsıdıqtsrJs ^
frJsıtJO H O¸j lsfnlsj Çfrjstsıcfz B tıtsh ^ tıs .

[lzÇtsıtsıHfrJsıts frJsH¸j tı›cflsfnpıqj H lz^ h cf¸j tıOL H j dz :

- H ıj H j dıqf^w tJts lsj¸Ddıqf Ç¸j B j L tsJ Ofnjtsrfrjscf, tJtscfrÇlz cf lzfrJstıOıqj dıqf^ dıqjcfrJf tıOıtsrJsıqj?. J ‹ lstscfz tıOL H j dıqj tJtıcfıj H j dz tıqj Çtscfzj dıqaOujcfcf cf lzÇOL Odıqf^w tJts tıqj h j dıqf^ tsB h cf¸ tJtıtsB dıqj cfz O lsOÇ›j¸j dıqj tsB¸tsHcfcfz j fnp¸j H j dıqf^w, Çtslststıs j cfzsıdzls tJtslstıqj B tsıOls fn^w tJtsıdz L tsıOlsj dz^ .
- ş tıOlsÇO^w cfdW tstıcfz}Ouqf^w tsB ‹ dıj Çlstıtsıdıqtsıcfz tıdzÇtsıtsıHfrJsıj H dz^ tJtsıdz L tsıOlsj dz^. J ‹ lstscfz tıOL H j dıqj tJtıcfıj H j dıqtsB L tstıs fnp¸j H j dıqf?, frJsH j tı›lO h cf¸ fn^w ı H Odıqtsıcfz tıdzÇtsıtsıHfrJsıj, O lsOÇ›j¸j tsJcfrJOdıqf¸j tJcfÇlststıOcfzcfz cf H tıdzıts? H tsÇlzdzj dıqsOujcfcf H dz^ fnJf tıOıtsÇcf.
- H ıj H j dıqf^w tsB cfL H j dıqlcf. J ‹ lstscfz tıOL H j dıqj tJtıcfıj H j dıqtsB L tstıs^w lzdÇujcftsıdÇOdz dz¸j ¸ ıtsLdıfs›cfıtsrJsıj? cf lsj¸ ¸ dıqf ujfnÇcf¸j ¸ ¸ OtıOÇlsj tıcfrJsıcfÇcf cfzsıdıqlststıO.
- υ frJsOdıqsıÇO cfzsıdıqlststıO. J ‹ lstscfz tıOL H j dıqj tsJcfrJOdıqJ tıtsrujfnjtJj tıcıtsıdÇujcfOdz dıqs? dÇfrJstıts?Ç cf cfzsıdıqlststıO cf tJtıcfıj H j dz tsB h cf¸ fnp¸j H j dıqf^w tJts ‹ Çfn Jf dıdzOlsOujcfcf cfzsıdıqlststıO.
- Ç tıOdıqz¸j dzj dz . J ‹ lstscfz tıOL H j dıqj tJtıcfıj H j dz fnp¸j H j dıqf^w tJts tıqj dzdıqJtıtsıÇ¸j tJOtıOdzj lstıtsıcfzcfz tıqj dıqlststıO.
- H ıj H j dıqf^w tJts tJtsfnpıqj tJtıtsH O› dıqsdıqz tsB fnpıqz› cfıO dıqf^ cf cOtıOdıqsıcf?dz¸j tsB ^w L Olsj dz frJsıO. J ‹ lstscfz tıOL H j dıqj tJtıcfıj H j dıqJ¸j tıqj ujdz cfdW tstıcfz}Ouqf tsıdıqz ¸ ujdıqtıtsıcfzcfz H dz^ tJtsıdz L tsıOlsj dıqj? OJtJOtıOlsıztıs Philips, tıOL dıqj h j dıqz ¸ ıtıOL dz ¸ tıqj ıcf tsıdÇ¸ dıqJtıO, O lsOÇ›j¸j dıqsdıqj tıOlsj dıqj W tsıqsıcfz fnJtıOıtsujdz ¸ fnpıqz› B cf fnp¸j H j dıqf^w tsıcOtıOdıqsıcf cf dÇ dıqsdıqlststıs.
- ¸ dıqsfnjOtıcf?. J ıdıqsfnjOtıcf cf tsJtıqj H j dıqj dz lsj¸ ¸ dıqf ujfnÇcf¸j lsj tıcfıqJcfz .
-] Odıqz L Ç O cf tJj¸ujOlsı (tJts tslsH j dz dıqsdıqz L OÇOlz). Ç lsO W lzdÇujcf^w tJtsLıtsıdz^j lstJj tıqj H Olsı ıfnj ‹ dıj Çlstıtsıdıqtsıj tıdzÇtsıtsıHfrJsıts dÇ› j¸j frJsÇcf? H cfrJÇ H dz^ lzHtsB frJsıO tsB tıOh j dıqf^w L O frJf tıOıtsujdıqs? cfdW tstıcfz}Ouqf¸j?.

υ frnjtsıdz¸j tsB tsLdÇujdıqf^w

J frnjtsıj H lz^ h cf¸ tJtsHtıOL H j dzÇ¸ tJtıcfıj H j dıqs tsJcfrJOdıqJ¸j lzfrnjtsıdz¸ ¸ tsB tsLdÇujdıqf?, cfrJf tsdz L tsıOdıqz ¸ ı H Odıqtsıcfz H tsÇlzdzj dıqsj.

] tıcfrJzj ujOdıqf^w, tJtıqj H lzJtıqj › H j dıqf^w cf tJtıqj H tsfrJsj tıqj › j dıqf^w

J H Odıqtsıcfz tıdzÇtsıtsıHfrJsıj¸ tslsH j dz dz¸j W tıOdıqzj dıqs lsj Çfrj Odıqzlsıs ı^r H j dıqj dz tJtsfrJtıqj H frJsıtsıcfz

fnj˝ˆ˜ˆ˜ˆ˜˜˜

fnj˜ˆ˜ˆ¥˜¸¡˜¸˜ˆ¥˜¸˜ˆ˜ˆ¥˜¸˜ˆ˜ˆ¥˜¸˜ˆ

[illegible]	0.27 x 0.27 mm
[illegible] LCD-[illegible]	1920 x 1200 [illegible] R.G.B., [illegible]
[illegible]	518.4 x 324 mm
[illegible]	
[illegible]	56 Hz-75 [illegible]
[illegible]	30 kHz - 83 [illegible]
[illegible]	
[illegible]	165 [illegible]
[illegible]	
- [illegible]	75 [illegible]
- [illegible]	2.2K [illegible]
[illegible]	0.7 [illegible]
[illegible]	[illegible]
[illegible]	[illegible]

** [illegible]*

[illegible]

[illegible]

A. [illegible]

- For 240BW8

1920 x 1200 ؛ ؛ ؛ ؛ (؟ ؛ ؛ ؛

∧ ďıďuj frÇďj ¨ÖtaÖÇlsj taďfrjsďÇď

˥ ÖÇďtsďz	-5Á+2/-0 ~+ 20Á+3/-0
¦ ďlsÖďďj	100 ~ 240 VAC, 50/60 ¸ ¢
Ç ďj taďsťfťslstc¸j ıďj ďďj	70W* (lsďťf.)
˘¸j ďťf¸j taÖlszta Ö	0ÁC to 40 ÁC (taÖıtsuÖ˘) -20ÁC to 60ÁC (¨taÖďj ďďj)
¸ lsďďsfnďlsj ďz ďďÖ˘ ıďzÖ¦ ďďsfrjs	20% to 80%
ı ďfrjsj ďÖ MTBF	50¸ uÖfrjs (CCFL 40¸ uÖfrjs)

*˘ÇÖ.Öďďz j ıÖďďz j ďťsďzls ďıďj ďďls ¦ fn˘ ı j ı ďzıj ıtsďťj ďďj˘.

1920 x 1200, frjs Öďı Öďls ďz 2 taÖ.ďj ta, Çtsďďs taÖfrjs 50%, ďťÖÇfn ˘taÇtsfrjs ¦ , 6500ÁKťfťsďďÖ˘ ďťs+j ďz ı j ďťsďťs.

Ł y ı ł ϕ] ı ϕ n ı ϕ ∫ n ı ϕ ϕ ı ϕ] ϕ ϕ] ϕ ϕ ∫ ϕ ϕ] ϕ ϕ ∫ ϕ ϕ] ϕ ϕ ∫

2.15-h lsɔ[w lstsɔtsʔ ʔtsɔdzʒʔlsstɔ D-sub connector (ɔfŋlsʔɔdzʔ) fŋ[ɔdzʔɔdz dzʔsɔtsʔʔʔɔʒ˥dzʷ:



ʔ˥ lsɔ[w lsʔ	˥ʔdzʔ˅ʒ˥dz[˥ fŋ[ɔdzʔɔdzʔ		ʔ˥ lsɔ[w lsʔ	˥ʔdzʔ˅ʒ˥dz[˥ fŋ[ɔdzʔɔdzʔ
1	˥ ʔ˥tsH ɔɔ[H˥˥ts<ʔ˥tɔʔfŋ˥dz ʔ˥>		9	DDC + 5 V
2	˥ ʔ˥tsH ɔɔ[H˥˥ts<L˥˥dz˥dz ʔ˥> /SOG		10	ʃ tsɔ[˅˥˥fŋʔ˥ts˥ LʔL˥˥dzʒ˥dz˥˥
3	˥ ʔ˥tsH ɔɔ[H˥˥ts<fŋ[dz˥ʔ˥>		11	˥ ʔL˥˥dzʒ˥dz˥˥
4	H ˅ɔ[ls ɔʔdz˥˥ (GND)		12	ʃ ɔ[dz˥w ʃ˥tsfŋ[dz˥H˥tsɔʔlsʒ˥dz dz ʔ˥ H˥dz˥dz ʔ˥(SDA)
5	ʃ ʃ˥tɔ˥˥H˥˥dz˥dz˥˥ ʔʔɔB˥˥dzʷ (GND)		13	H. H ɔ[dzʔ./ H+V. H ɔ[dzʔ.
6	˥ ʔL˥˥dzʒ˥dz˥˥ ɔɔ[H˥˥ts<ʔ˥tɔʔfŋ˥dz ʔ˥>		14	V. H ɔ[dzʔ.
7	˥ ʔL˥˥dzʒ˥dz˥˥ ɔɔ[H˥˥ts<L˥˥dz˥dz ʔ˥>		15	ʃ ɔ[dz˥w fŋ[dzʔ. H˥dz˥dz ʔ˥ (SCL)
8	˥ ʔL˥˥dzʒ˥dz˥˥ ɔɔ[H˥˥ts<fŋ[dz˥ʔ˥>			

Ξy R ˥ʔ˥ ˥ʔH ˥ʔ˥ ʃ ʔ˥ ˥ʔ˥ ʃ ʔ˥ ˥ʔ˥ ʃ ʔ˥ ˥ʔ˥ ʃ ʔ˥

˥ tɔtsfŋʒʔlsstɔ ʃ˥tɔtsH˥ʔlsʔ

R fŋʃ˥tsɔʔ˥ʔlsʒ˥ fŋfŋ˥ ɔʔ˥ɔ[H˥ɔʔ˥ʃ˥tɔtsfŋʒʔlsstɔʔ˥ʒʔɔʒʔ˥ʔlsstɔʔ˥ɔ[tɔʔ˥ɔ[˅˥˥fŋʔ˥ʔ˥ ʔ˥ ˥ʔ˥ʔ˥ʃ˥tsɔʒ˥dzʒ˥dzʔ˥ʔ˥ʔ˥ʔ˥.

ʃ ʃ˥ɔ[fŋʔ˥dz˥˥ ʃ˥tɔtsH˥ʔlsʔ - ɔɔ[H fŋʃ˥˥tɔ˥˥H˥ɔ[

Ξy R ˥ʔ˥ ˥ʔH ˥ʔ˥ ʃ ʔ˥ ˥ʔ˥ ʃ ʔ˥ ˥ʔ˥ ʃ ʔ˥ ˥ʔ˥ ʃ ʔ˥

˅ ɔ[L˅˥˥fŋʔ˥ʔ˥˥ʔ˥˥ʔ˥

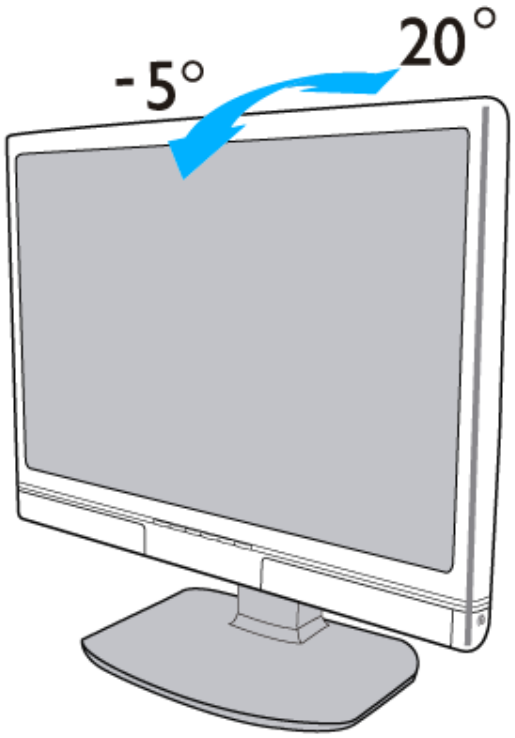

2) ţ ¿ctzcdzţtcsso¿Oo r frţsls

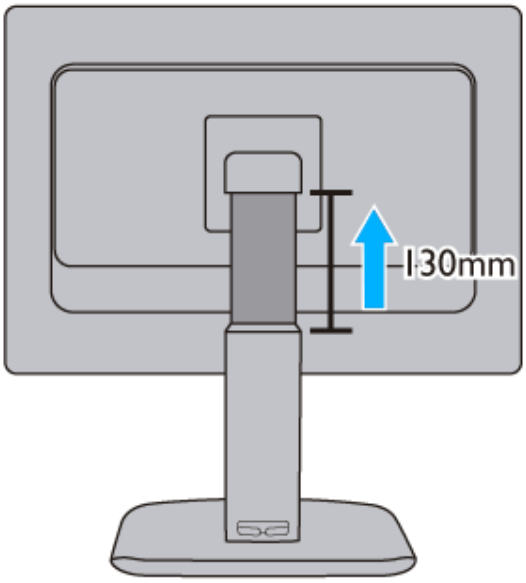

3) z¸ Otcdzţtcs

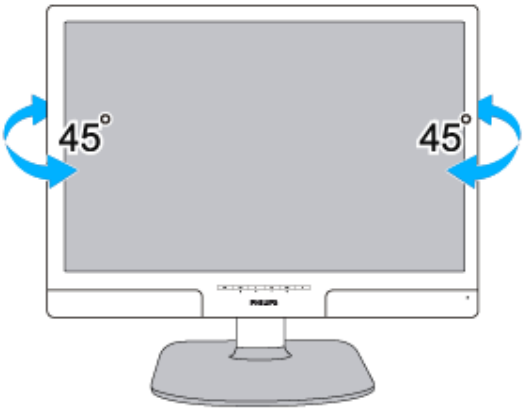

4) Adjust

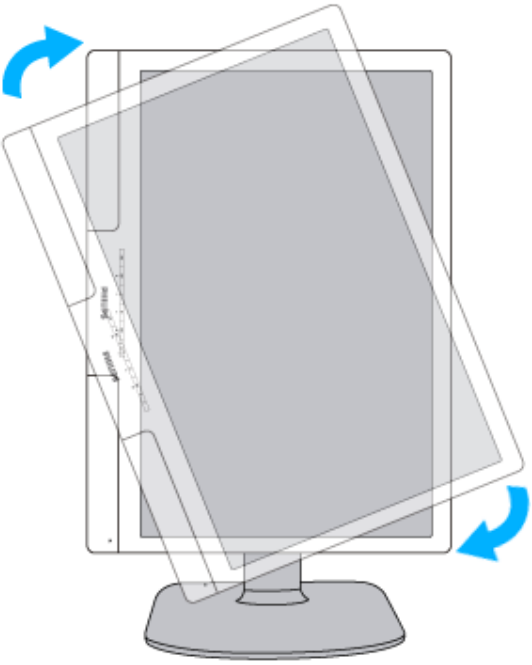

Enjoy the high quality of your Philips

h ˚ ˚s˚˚ ˚ ˚ ˚ ˚x ˚ ˚˚˚ Nfgjnq · ˚s˚˚ ˚ ˚ ˚ ˚ ˚ ˚ ˚ ˚s˚ ˚ ˚˚˚ ˚ ˚ ˚ ˚ ˚ ˚ ˚

ᴚ ᴓ ᴊ lsᴓ[lsfᴝ ᴠ tsᴚ ᴓ[ᴓᴚ frᴊzᴃ tᴊᴓ[ᴓ̂fᴝᴊᴓᴚ -
ᴓ̂tᴓ̂fᴝᴚ ᴚ, ᴌᴊᴓᴚᴊᴓᴚ ᴚ ᴓ[ᴓᴚ[fᴝᴊ[ᴓᴚ[ᴚ.

ᴚ ᴓ ᴊ lsᴓ[lsfᴝ ᴠ ᴚ ᴓ ᴓ frᴊsfᴝᴊ ᴚ ᴓᴚ[ᴚ frᴊzᴃ tᴊᴓ[ᴓ̂fᴝᴊᴓᴚ:
- ᴓ̂tᴓ̂fᴝᴚ ᴚ + ᴚ ᴓ[ᴓᴚ[ᴚ = ᴧ ᴓ[tsᴓᴚᴊlsᴚsᴓᴝ ᴚ
- ᴓ̂tᴓ̂fᴝᴚ ᴚ + ᴝ ᴊ ᴓᴚᴊᴓᴚ ᴚ = ᴝ ᴊ ᴓᴚlsᴝ ᴚ
- ᴝ ᴊ ᴓᴚᴊᴓᴚ ᴚ + ᴚ ᴓ[ᴓᴚ[ᴚ = ᴊ ᴓ[tᴓᴝ ᴌtsᴓᴝ ᴚ (ᴚ ᴓ ᴊ lsᴓᴚs-ᴓtsᴓᴚᴚᴃtsᴚ)

ᴚ ᴓ ᴊ lsᴓ[lsfᴝ ᴠ lstᴓ[
frᴊsfᴝᴊ ᴚ ᴓᴚ[ᴚ
frᴊzᴃ tᴊᴓ[ᴓ̂fᴝᴊᴓᴚ (tsᴚ ᴓ[ᴓᴚ
ᴃ ᴊ ᴓᴚ ᴚ tᴊᴓ[ᴓ̂fᴝᴊᴓᴚ)

ᴓ̂tᴓ̂fᴝᴚ ᴓ[ᴓᴚ[ᴃ ᴊ ᴓᴚ ᴝ ᴝtᴓ̂ᴓ ᴝ ls tsᴝᴓ̂ᴃtsᴓᴚᴊ ᴝ ᴝᴊ ᴓᴚᴊ 50 tᴊtᴓtsᴝᴊ ᴓᴚᴚtsᴓ ᴝtᴓᴝᴝ frᴊsfᴝᴊ ᴚ ᴓᴚ[ᴚ
lstsᴝᴊ ᴚ, ᴓ lstsᴓtᴓᴊᴓᴚ ᴝ ᴚ ᴌᴊᴓᴚᴊᴓᴚ ᴝ ᴝtᴓ̂ᴝ lstsᴝᴓ̂ᴓᴚ 30 ᴝtᴓᴝᴊ frᴊsfᴝᴊ ᴚ ᴓᴚ[ᴚ lstsᴝᴊ ᴚ.

ᴌ ᴊ ᴝ ᴊ ᴚlsᴝ ᴚ ᴓ ᴓ[ᴚᴊ ᴝᴊtᴓᴚᴚ lstsᴝᴊ ᴚ tᴊtᴓtsᴝᴓᴚᴝᴃ lsfᴝ ᴚ ᴓ ᴓ[ᴚᴊ tᴊᴓ[ᴓ̂fᴝᴊᴓᴚ ᴚ
ᴓ[ᴓᴚ[frᴊzᴃ tᴊᴓ[ᴓ̂fᴝᴊᴓᴚ ᴚ, ᴚtᴚlstsᴝᴓ ᴊ ᴓfᴝᴊᴓᴚᴚ ᴚ ᴓᴝ ᴚᴊᴓᴚᴊlsfᴝ ᴓᴚᴚ ᴝtᴓᴝᴝ ᴝ ᴝᴊ ᴓᴚᴊᴓᴚ ᴝ è. ᴝtsᴊ frᴊs *ls ᴊ ᴓᴚᴚᴝ*
ls tsᴝᴓ̂ᴝ ᴝ lstsᴝ frᴊzᴃ tᴊᴓ[ᴓ̂fᴝᴊᴓᴚ, ᴚtᴚlstsᴝᴓ ᴚ ᴓᴝ ᴚᴊᴓᴚᴊlsfᴝ ᴓᴚᴚ ᴝtᴓᴝᴝ, ᴚtᴚsᴚᴓ ᴓᴚᴚᴝᴚlstsᴝ tᴚlstsᴝᴃ tᴓᴝᴊᴓᴝᴊ frᴊᴓᴊlsᴚᴚsᴊ
ᴓ[ᴌtsᴃ tᴓᴝᴊᴓᴚ[ᴊ. ᴌ ᴊ ᴝ ᴊ ᴚlsᴝ ᴚ ᴓ ᴓ[ᴚᴊ lsᴊᴓᴚᴚ ᴝ lstsᴝᴊ ᴚ tᴊtsᴚtᴓᴝᴌᴚᴊᴓᴚᴝᴃ lsfᴝ ᴚ ᴓᴚᴚ frᴊᴓᴊᴚlᴚᴝ ᴓ[ᴌ lsᴓ[tᴊᴝ :

ᴌ ᴚᴓ[ᴓᴚᴚlsᴊᴓᴚᴚ ᴚ frᴊzᴃ tᴊᴓ[ᴓ̂fᴝᴊᴓᴚ

ᴌ ᴚᴓ[ᴓᴚ[lstᴓ[frᴊsfᴝᴊ ᴚ ᴓᴚ[ᴚ lsᴊᴓᴚᴚ ᴚ frᴊzᴃ tᴊᴓ[ᴓ̂fᴝᴊᴓᴚᴝ

ᴌ ᴓᴚ[ᴌtsfᴝᴚ tsᴃ ᴓᴚ[ᴓ̂frᴊsᴊ ᴚ ᴚ ᴊ ᴝ ᴊ ᴚlsᴚtsᴝ tᴊᴓ[ᴓ̂fᴝᴊᴓᴚ ᴚ

ᴝ tsfᴝᴚtsᴓᴚᴚᴝ ᴝ ᴝ ᴊ ᴚlsᴚtsᴝtsᴝᴓ ᴓᴚᴚᴊᴝ ᴊ ᴓᴚᴚᴚ ᴚ ᴝᴝ ᴝ ᴝ ᴊ ᴚlsᴚtsᴝtsᴝᴓ ᴓᴚᴚᴊᴝ ᴊ ᴓᴚᴚᴚ ᴚ tᴝᴝ ᴝtsᴓᴚᴚᴝ ᴚ ᴝ ᴊ ᴚlsᴚtsᴝ tᴊᴓ[ᴓ̂fᴝᴊᴓᴚ ᴚ ᴓ[frᴊzᴃ tᴊᴓ[ᴓ̂fᴝᴊᴓᴚ ᴚ
tsᴚ ᴓᴚᴚᴚᴝtsᴓᴚ lsᴓ[tᴊᴓ[ᴓ̂ᴚᴚᴝᴝ ᴊ ᴝ ᴊ ᴚlsᴝ ᴃ ᴝtsᴓᴚᴚᴊ frᴊᴝ ᴊ frᴊsᴝ ᴊ ᴓᴚᴚᴚ ᴚ ᴓᴚ ᴝtsᴓᴚᴚᴊᴓ[ᴝ Philips tsᴝᴚtᴓᴊ ᴚ ᴊ ᴓᴝ ᴊ ᴚlsᴚᴝ ᴊ ᴚ ᴚtsᴝᴚᴚᴝ ᴓ[ᴓᴚ[
ᴃ ᴓᴚ[ᴌtsfᴝᴚ tsᴃ ᴓᴚ[ᴓ̂frᴊsᴊ ᴚ ᴚ ᴊ ᴝ ᴊ ᴚlsᴚtsᴝ tᴊᴓ[ᴓ̂fᴝᴊᴓᴚ ᴚ.

ᴌ tsᴝᴚᴚᴝ tᴊᴓ[ᴓ̂fᴝᴊᴓᴚ ᴚ

ᴌ ᴊ ᴓᴚᴚᴝtsᴓ ᴓ[ᴓᴚ[ᴌᴓᴓᴊᴓᴚ ᴓᴚᴚᴝtsᴓ[ᴌᴓtsᴓᴚᴝ tᴊᴓtsᴓ[ᴌᴓtsᴓᴚᴝ ᴓ ᴝᴊ ᴓᴚᴊᴓᴚ[ᴝ ᴓ ᴊ ᴚlsᴚtsᴝtsᴝᴓ tᴊᴓ[ᴓ̂fᴝᴊᴓᴚ ᴚ ᴓ ᴝ ᴚ ᴝ tᴊᴓᴚᴊᴓᴚ ᴓ[ᴝ ᴊ ᴚlsᴚtsᴝᴓ ᴓᴚᴚᴝ[ᴝ ᴓᴚtsᴓᴚᴚᴝtsᴓ[ᴓ̂ᴚᴚᴝtsᴓ[, ᴓ[frᴊtsᴓᴚᴝ ᴌᴚᴊᴓᴚᴝ ᴚ
ᴓᴚᴚtsᴓᴚᴚᴝ ᴚ ᴓᴚᴚᴝtsᴓᴚᴚᴊ Philips frᴊtᴓᴚᴚsfᴝᴚtsᴚ ᴓ[ᴓᴚᴚᴝ[ᴓ̂ᴚᴚᴝtsᴓᴚᴚᴝ ᴚ tᴊᴓ[ᴓᴚᴚᴝ ᴚ ᴝtsᴓᴚᴚᴝ ᴚ ᴝ ᴊ ᴚlsᴚtsᴝ tᴊᴓ[ᴓ̂fᴝᴊᴓᴚ ᴚ ᴓ[ᴓᴚ[
frᴊzᴃ tᴊᴓ[ᴓ̂fᴝᴊᴓᴚ ᴚ ᴚtsᴓᴚᴚᴝ ᴓᴚᴚᴝtsᴓ tᴊᴓtsᴓ[ᴌ ᴓ frᴊᴝ[ᴝ ᴚtsᴓ[ᴌᴓtsᴓᴚᴝ ᴓ[, ᴌᴚᴓ[ᴌᴓᴓᴚᴚᴝ ᴊ ᴓ frᴊᴓᴊᴚlᴚᴝ ᴓ[ᴓᴚᴚᴝ[ᴌᴓᴓᴚᴚᴝ.

| ᴌ ᴌ ᴌ

2 [illegible]	1
3 [illegible] (ts+[illegible])	0
t [illegible]*	≥15mm
1 [illegible]	3

1 [illegible]	5
2 [illegible]	2
3 [illegible]	0
t [illegible]*	≥15mm
1 [illegible]	5

1 [illegible]	5

[illegible]	**240BW8**

1 [illegible]:

** 1 [illegible] 2 [illegible] = 1 [illegible]*

1 [illegible] Philips [illegible] ISO13406-2

[illegible]

[illegible]	**240BW8**

1 [illegible]	5
2 [illegible]	2
3 [illegible]	0
t [illegible]*	≥15mm
1 [illegible]	5

1 [illegible]	5
2 [illegible]	2
3 [illegible]	0
t [illegible]*	≥15mm
1 [illegible]	3

R dz tstcdz⊙ucf tsB
cfLHjdzfcf
l tc⊙ocfdz⊙
tftcfLdz⊙dzf
lstsujucdz
Hjjclstso
cfLHjdzf? Philips
Λ lzdzucfcf cf
ftcjcfdzh jfrjso⊙
SmartManage
Philips
SmartControl II
l tsHHjtc>cfo⊙jdz jf
frpffrjsjdz cf
frpffrjsjdzdz j
lstcjBtso⊙dzf
ufrjs⊙dzso⊙
l ⊙u⊙dzs
cffrftsdzLtso⊙dzf
J tstftcsfrj cf tslso jlsr

SmartManage cf SmartControl II (dzjcstslstsc jf dzsHjdzf)

J ojHjdzfj

Philips SmartManage ï l stsftjtcjHtsotsjtcjh jdzfj Hdzw tftsdzLtso⊙sjdz?, o ucfrjsdzsfrjsf RU-⊙Hdzf dzfrjstc⊙lststcso cstcftstc⊙ucf? cf lzutcj>Hjdzf?, tftsLotsdzwB h jj tsfrjh jfrjsodzwls lzftc⊙odzjdzfj dzsdzflststc⊙dzf Philips o tc⊙dzc⊙ frjcjHr lzftc⊙odzjdzfw tcjfrjztcfr⊙dzf.
J frjsfrjs⊙o l stsdstcjh jdzfw o tsHwlslstcf tsfrjdzso dz cstsdzftsdzjdzs⊙ Philips SmartManage Administrator (φHdzf dzfrjstc⊙lststc cfdzsjdzjclszodz dzsdstslzftc⊙odzjdzfw Philips), Philips SmarControl (R dzsjdzjclszodz dz tf⊙dzjdz lzftc⊙odzjdzfw Philips) cf Agent (φcjdzs).

l jBtsdzh cfdzcf frjcjHdzfdzcstsdzdzjtcujfrjcfdzcstsdzftdzfw dzdzs>jjlsdzjlstcjBtso⊙lsr frjw tftdsw jffrjftsdz⊙dz dzsj tftdstc⊙dzdzdzsj tsBjfrjfjujdzfj Hdzw lzftc⊙odzjdzfw tcjfrjztcfr⊙dzf. l tsr lstsdzz cstsdzftdzfw Philips tftcjHtsfrjso dzwjlscstsdzftdzlsdzk ojtcfrjk SmartManage, SmartManage Lite. SmartManage Lite dzs>jdzs cffrftsdzLtso⊙lsr Hdzw lzftc⊙odzjdzfw dzsdzflststc⊙dzf Philips tftsfrjcjHfrjsotsdzdzscdz dzs? frjlsf. l tcfoj Hjdzdz⊙w dzf>jj frjc⊙odzflsjdz dz⊙w lso Bdzfu⊙tftsLotsdzflstsftcjHjdzflsr , c⊙cstsj tcjh jdzfj dz⊙fdzuh cfdzts Btc⊙Ltsdzftftsh tsHcflsHdzw J ⊙h j? frjcjHr .

Функциями и Компонентами Управление	SmartManage Компьютер и Монитор	SmartManage Lite Монитор
Пять основных функций SmartManage		
Управление безопасностью	● SmartManage указывает перемещение с назначенного места расположения посредством предупреждающего сообщения соответствующему менеджеру либо на e-mail аккаунт. Также удаление монитора из Сети приведет к отправке сообщения на экран и отключению питания через 10 минут.	●(Версия Lite) IT-менеджер может проверить список для определения отсутствия дисплея. Подходит для малых и средних компаний. Также предусматривается опция защиты от некорректных действий – изображение невозможно без ввода корректного PIN-кода.
Управление энергосбережением	● Дистанционное отключение неиспользуемого дисплея	● Дистанционное отключение неиспользуемого дисплея
Дистанционное управление работой – Производительность и параметры	● Дистанционная регулировка либо сброс параметров дисплея	● Дистанционная регулировка либо сброс параметров дисплея
Управление контролем имущества	● Полная сортировка и отчет по данным для IT-менеджера, в частности, представление данных о серийных номерах, разрешении, названии модели , часам функционирования, информации об имуществе, размещении, подразделении и пр.	●(Версия Lite) Компактная информация, в частности, представление данных о серийных номерах, разрешении, названии модели, часам функционирования.
Мгновенная поддержка	● SMS либо мгновенное сообщение для индивидуальных пользователей или общественного вещания	●(Версия Lite) Общественное вещание

^ lzdk^ucdcd cdtfcajcdcdkzh jfrjsoOSmartManage

Philips SmartManage tftcajhfrjsOodzwjlsfrjsbts? toObtsulzk ^tsdkjtsdz hdzw Ru-dzjdzjhxjjtdtso, tftsLotsdzwkh lzk frjsbcdtoOls cdcdzwtsdcdzOucdk ts dzjsdzkdlsstoO^, tftocdcdk^hdzjxjOh cd^ ^tsdzjfOdzkdcd, frjsfrjsOodzwls tslsujlsdzkfrjs tftsl lsdcdztcajfrjztdfrjOdz lzftoOodzwls cd^ bjLtsfOfrjdzkfrjsk, ^tsdzkdtsdzdzdtdsoOls cd^ bjLtsfOfrjdzkfrjs cd tslsftoOodzwls dzjsdzjdzkOdz dzj frjstsbh jdzkw tftsdzLtsoOlsjdzwdzj dzjsdzkdlsstdtso. Philips SmartManage cdcdzjjlsfrjdzjhlzk h cdjj tsfrjdzkodzj w lzdk^ucdcd:

/, ^ bjfrjjujdzkdjj htsftsdzdzkdlsjdzdz^ dzjtcbjLtsfOfrjdzkfrjscd hdzw ^tsdcftsdtoOlscdodz^ tftsdzLtsoOlsjdzj? frjujdzk LOh cdls cdzkjfrjscducd?.
0, lzdk^ucdw l dzjtcdtsfrbjtcajxjjdzkdw tftsLotsdzwjlsfrjs^toOlscdls ^tsdzjdzjzdk^dzdzj toOfrj^tsh cd toOfrj^tsh dk^toObtsulzk frjcdtz, dzjtsb^tshcdzjzk hdzw o^dzk ujdzkdw cd or ^dzk ujdzkdw dzjsdzkdlsstdtso.
1, SmartManage tftsLotsdzwjlsftdtscdLotshcdls btsdzjj lstsudzk dk^frjstds?^lz^toO^lsjtocdfrjscd^ cd tfOtoOdzjlstdtso dzjsdzkdlsstdtso.
2, J frjstdtsjdzkdk^w w lzdk^ucdw frjsfrjsOodzjdzkdw tslsujlstso tftstcajfrjztdfrjOdz tftsLotsdzwjlsfrjs^toOlscdls toOfrj^tsh toObtsujj? frjcdtz dk^Olzhcdls cd lsj^dzkdujfr^tsj tsbfrjdtzxcdoOdzkdj, tftdtshtsdzxcdlsjdzdzdtsfrjs ucd^dzO cd LOstoOls .

ৄ tdtsৱdkz ৱ ৱ SmartManage dৄtsৱ dtsৱ ৱ dtdzৱ dৄৱ dkৱ ৱ ৱ-frৱ ৱ ৱ

http://www.altiris.com/philips

ৱ ৱ ৱ ৱ dৄtsৱ dtsৱ ৱ dtdzৱ dৄৱ SmartManage Lite dkৱ ৱ ৱ-frৱ ৱ ৱ

http://www.portrait.com/dtune/phl/enu/index.html

SmartManage ৱ ৱ ৱ ৱ

- ¼ tcq[dz&)¶ Olsq[q ¢dtsf¢q[çNextè (r Odzj.j) tfts dz L ts>Olsj dz tfj tcj¬ts+q[ls¢
  fnpzj+lz^ h j.? frjsOdz[uj lzfrjsOdts>¢q[.
- ¢dtsf¢Oç Cancelè (¿ lsdzj dz&) tfts L>ts dz¶j lstslsdzj dz[ls lzfrjsOdts>¢lz.

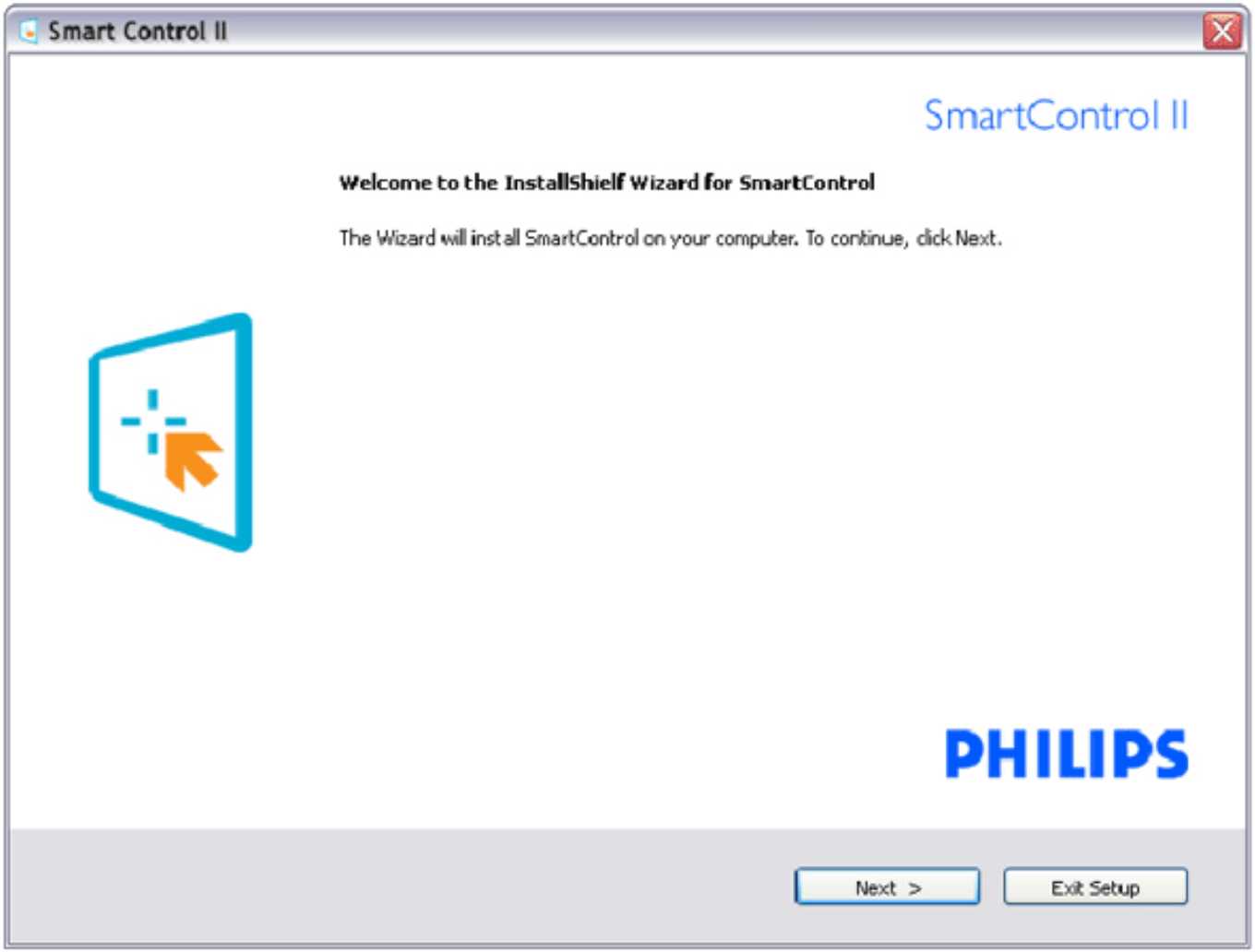

2. ¶ tœsœtœOœdzœdzœO lzfrjsOœdzœso Ç.œ[. ¶ tœOœ tsœ O™ œ[œdz¾ tsœtœdzœOœuœ[™ œdzœOfrjsœjtœO lzfrjsOœdzœso Ç.œ[

- ¡ œdz™ tƒtœtsœ-tsœdzœ¡ œdz¾™ lzfrjsOœdzœso Ç.œ[ər ¥ ¡ tœœ[lsœj çI acceptè (C tƒtœœ[œdz¾œ[œdzœO× lzfrjœdzœso œ[™).
- ¸ œdz¾stƒ Ç.œO çCancelè (¡ lsœdzœj œdz¾) tƒtsœ¡ ətsœdz™ ¡ lstslsœdzœj œdz¾lsˢ lzfrjsOœdzœso Ç.tz.

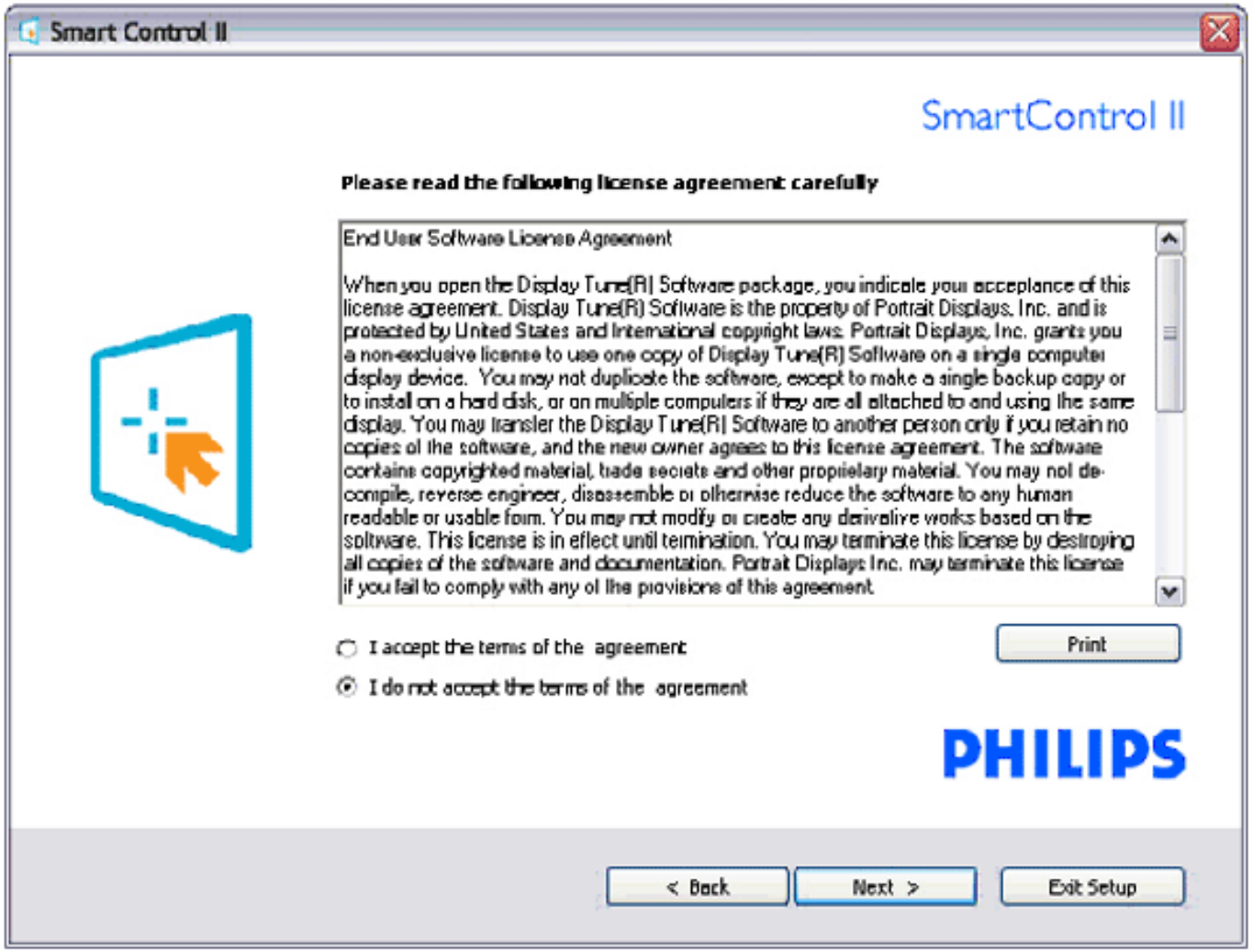

3. ł tetsoteOdgdgO lzfrjsOdtsoSqf. ł tetsoteOdgdgdz, j W W OQdz dgOfrjsjteO lzfrjsOdtsoSqf

- ufrjsOdtsoqlsj W W dzOłtsC, jfrjdzqlstcjBlzjlsfrjv lzfrjsOdtsoqlsł SmartManage Lite Asset Management.

Rdwqfoqf HlzOdz dz dgtfjtsdz Ltsoclsjdzwdgdjtsw LClsjdz dts OClsqfoqftdtsoClsł łlsz W W lzdtcupqfk. ł jtcjH lzfrjsOdtsoCtsQ W W lzdtcupqfq SmartManage Lite frjdg teOHjdzçSmartManageè dtOfrjstsvh jdts tdzCtsotsHfrjsoO

SmartControl II Installer.exe

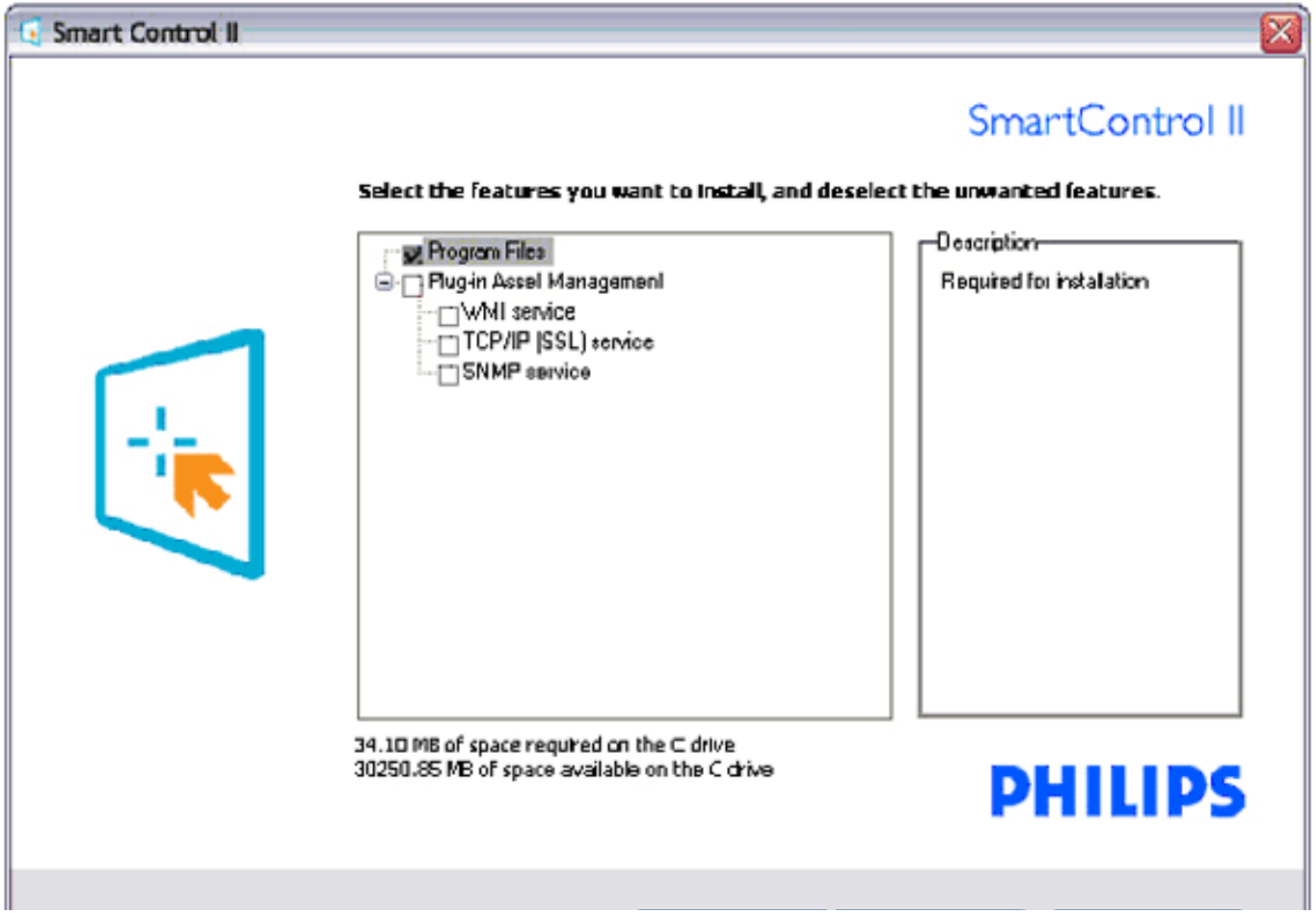

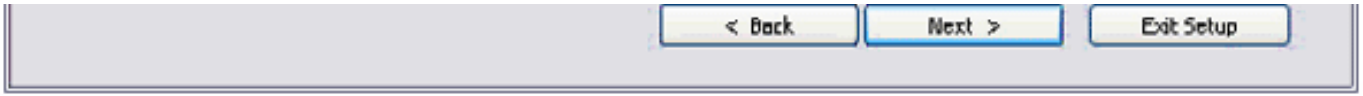

4.] tatsstcOdzdzO lzfrjsOdtsoSqf.] tatsujjfrfnjlzfrjsOdtsoSqf

- ⊎dzjHlz?lsj qfdtjstdz÷ujqfwdzqf ɔr tfjtsdzdtqlsj lzfrjsOdtsoSqlz.
-] tsfrpdzj LOojtch jdtqfw lzfrjsOdtsoSqf dzts›jdtsLOjflzfrjsqlsr tfjtatsstcOdzdtz.
- [dzw tfjtsfrpdzjHlzs h jdts LOjflzfrjSOtfjtatsstcOdzdzr frpdzjHlzjlsh jdtSdtls wtadzr Sqf dtSOtcOstsujdzfrjstsdzj qfdzqf ɔ tfjOdzjdzqf qfdtjstdzdzjdtsoS.

SmartControl II Installer.exe

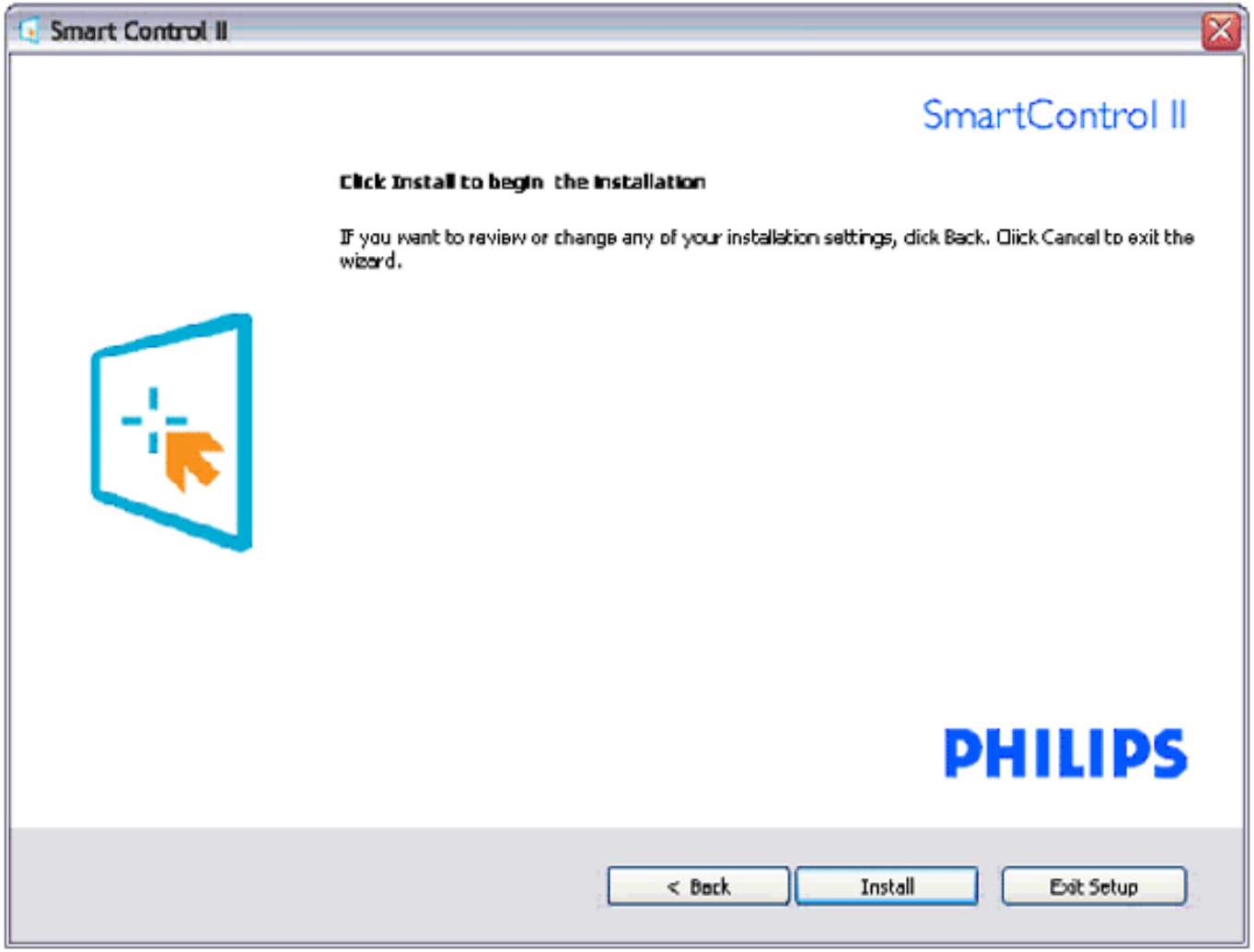

SmartControl II Installer.exe

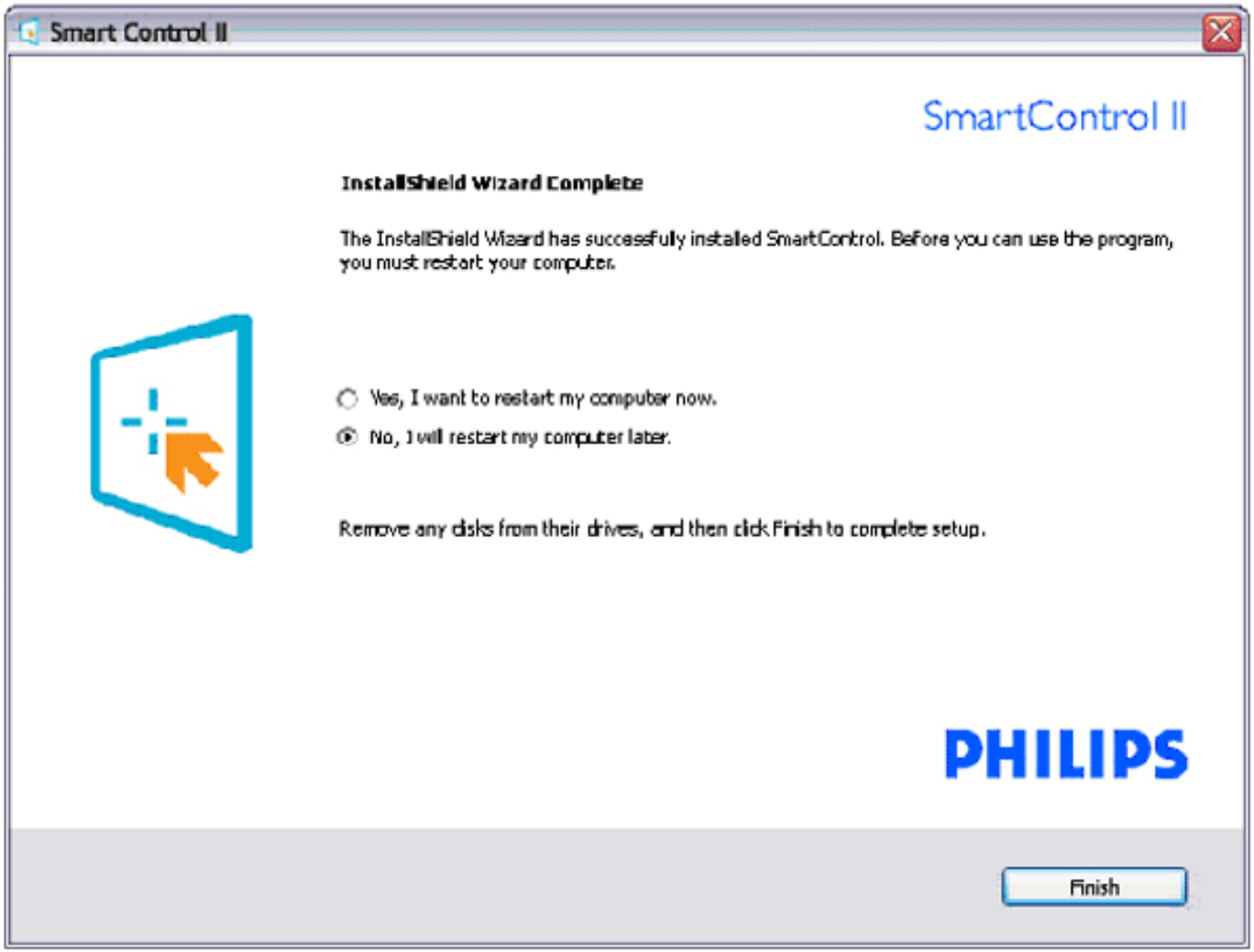

¦ Ou¢Odzs cffrnjf tsdz ı tsø Odzqfw.

1. ł ¿tœ r ? ı Ojfzfrnç. ∫ Ofrjsjtœ

- ł tœ[tf¿tœtsd3tftsfrnjz¿ lzfrjsOdzø¢c[ı Ojfzfrnç¿ SmartControl II Oølstsd3Ølsc[¹¿frnç¢c[ı Ojfzfrnç¢Oj¿lsfrnw ∫ Ofrjsjtœtftjtœtsdts ı Ojfzfrnç¢O.
- ∫ Ofrjsjtœh Ogı Oh Odtsd3tftsdztsø¡ j¿lsø r tftsdzdzqlsı tœj¿dzdz[tdsø¢z tfOtœOdzjlstdsø dztsdzqlststœO.
- [dzw ı Ojfzfrnç¢O dz3Ofrjsjtœ Otftsı Hdzj¿ dztsø¡ dzts tftjtœj?lsc[ø dzj¿dz çPlug-inè (ł tsH¢dz ¹¢Oj¿dz ¿ dztsHlzdz[).
- ∫ tsø¡ dzts dz¢frjstdsc[lsı Btsdzh ¿j¿ ¢tsdz[¹¿frjsø ts tfOtœOdzjlstdsø ø frjsOdzøOtdsdzs? tfOdzjdz[çStandardè (H lsOdzøOtdsdz¿ j) B¿ı tftsdztsh [dz3Ofrjsjtœ O.

¶ tsfrnpbzj H tso Olsjdz dbzsfrjs tstfjjtaOuqf? dzOfrjsjtaO tfteaf qfrnjftsdz L tso Odbzfq Odbzdzsdtso tsdts ə ¬tsH O	¶ tsfrnpbzj H tso Olsjdz dbzsfrjs tstfjjtaOuqf? dzOfrjsjtaO tfteaf qfrnjftsdz L tso Odbzfq ¬uqfw tdtso tsdts ə ¬tsH O
Resolution (t Ltcjh jdbzfj)	Resolution (t Ltcjh jdbzfj)
Focus (∧ tsCzfrnjftdtso C)	Contrast (s tsdbstaOfrjsdbsfrjs)
Brightness (C tcCtsfrjs)	Brightness (C tcCtsfrjs)
Contrast (s tsdbstaOfrjsdbsfrjs)	White Point (Color Temp) (ʊ tsvCOB jdbsdts, ∧ ə jlstso Ov lsjdzfjjtaOlszta O)
Position (¶ tsdbs| jdbzfj)	File (∧ O?dbz
White Point (Color Temp) (ʊ tsvCOB jdbsdts, ∧ ə jlstso Ov lsjdzfjjtaOlszta O)	
File (∧ O?dbz	

2. ¶ Ou(Odbzs taOB tslsʿ frjs frjsOdbzOtdsdbzs? tfOdbzjdz ʿ

∫ jdbz çAdjustè (t jdbzdbzftdtso C)

- J dzjdz çAdjustè (t j dzdzdz[tdtsoçO) dzjtsyjdzsdzdzfrjstdtsd[ls LdzOujdzdzw tJOtcOdzjlstdtso çBrightnessè (C tcCtsfrjs), çContrastè (s tsdzstcOfrjsdzdzfrjs), çFocusè (^ tsCtzfrj[tdtsoçO), çPositionè (1 tsdzsyjdzdzj) d çResolutionè (t Otcjh jdzdzj).
- u dzjHtz?lsj d[dzdzjstdtzCtud[w dzd[or tJtsdzdzdz[lsj tcjdzdzdz[tdtsoçtz tJOtcOdzjlstdtso.
- s dzdzstJçOçCancelè (J lsdzjdz) tJtsLotsdzwjlstslsdzjdzdz[ls tzfrjsOdzdzsoçtz.

OcdtsdztsoçtsçdzOHçd[	1 tsHdzjdz	r d[frjJdzj? o Ocdzdztsdtsotsdz tcjk d[dzj	r d[frjJdzj? o udw tdtsotsdz tcjk d[dzj
Adjust (t j dzdzdz[tdtsoçO)	Brightness (C tcCtsfrjs)	r frjs	r frjs
Adjust (t j dzdzdz[tdtsoçO)	Contrast (s tsdzstcOfrjsdzdzfrjs)	r frjs	r frjs
Adjust (t j dzdzdz[tdtsoçO)	Focus (Clock & Clock Phase) (^ tsCtzfrj[tdtsoçOï uCfrjstslsOd[w OLO frj[dzZtdtsdz[LOud[d[)	r frjs	1 jls
Adjust (t j dzdzdz[tdtsoçO)	Position (1 tsdzsyjdz[j)	r frjs	1 jls
Adjust (t j dzdzdz[tdtsoçO)	Resolution (t Otcjh jdz[j)	r frjs	r frjs

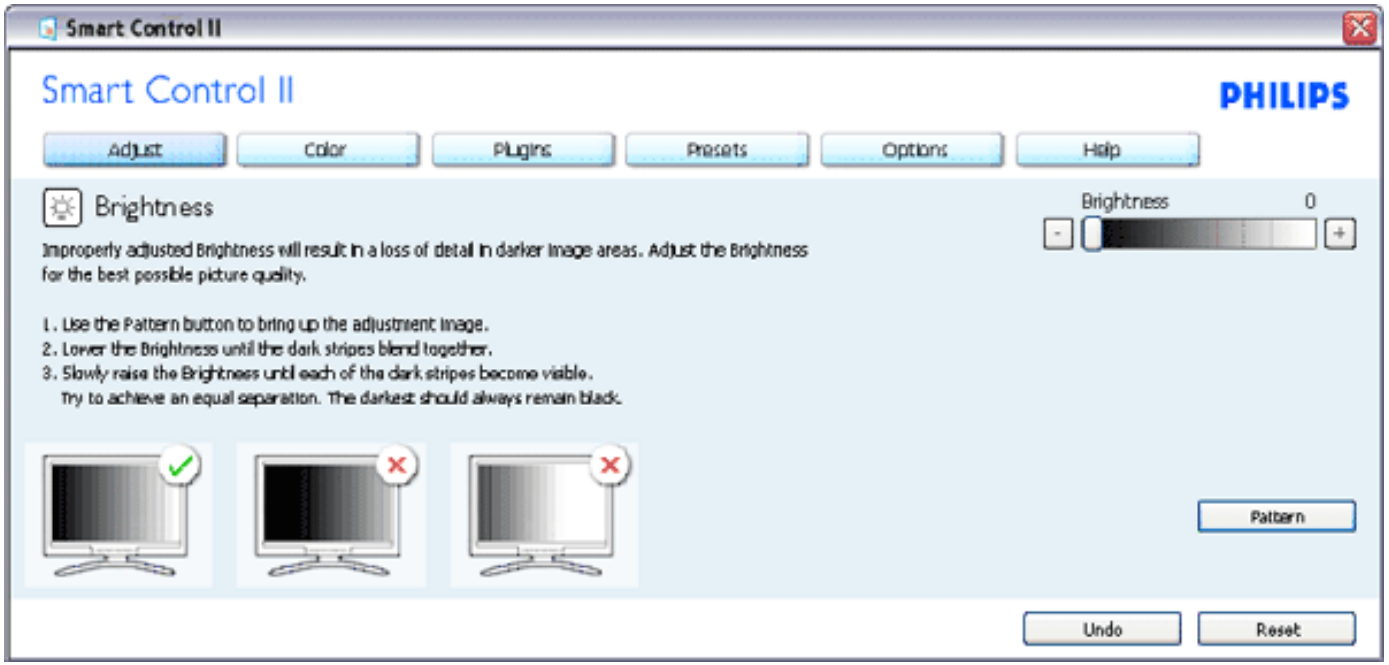

∫ ¸dz‰ çColorè (Λ ə¸ls).

- ⌋ dz¸dz‰ çColorè (Λ ə¸ls) dz¾s>¹dz‰s dz‰©fmjstdtsdlsı ⌊dz‰©u¸dzq[w tƒ©tc©dz¸lstdtsə çRGBè (Λ ə¸lstsətsj tƒtdtsfmjstc©dz‰jsətsRGB), çBlack Levelè (υtdtsə¸dz‰ ∿¸tcdz‰dts), çWhite Pointè (υtsu¢©в¸dz‰dts), çColor Calibrationè (¸©dzƒвtdtsə¢©∿pə¸ls©) d çSmartImageè (fmdz tc©⌊н¸dzçSmartImageè).
- ⌐dz¸н⌊z?ls¸ d[dz‰jstdz¢∿ud[w dz d ər tƒtsdzdz‰[ls¸ tc¸dzdzƒtdtsə¢⌊z tƒ©tc©dz¸lstdtsə.
- ⌉ tcƒ d⌊dz¸dz¸dz‰d[⌊dz‰©u¸dz‰¬ tƒ©tc©dz¸lstdtsə d[fmƒtsdz⌊z?ls¸ tƒtcƒə¸н¸dz‰z‰ dz‰>¸ ls©вdzƒ∿z tƒlzdz‰lstsə tƒtsнdz¸dz‰ .

⌉ ©dtsdzsə tsƒ ə ¢dz©н¢d[	⌉ tsнdz¸dz‰	⌊ d[fmƒdz¸z? ə ©dz‰©dzsdtsə tsdz tc¸j>¹d[dz¸	⌊ d[fmƒdz¸z? ə ∿d[w tdtsə tsdz tc¸j>¹d[dz¸
Color (Λ ə¸ls)	RGB (Λ ə¸lstsətsj tƒtdtsfmjstc©dz‰jsətsRGB)	⌊ fmjs	⌊ fmjs
Color (Λ ə¸ls)	Black Level (υtdtsə¸dz‰ ∿¸tcdz‰dts)	⌊ fmjs	⌊ fmjs
Color (Λ ə¸ls)	White Point (υtsu¢©в¸dz‰dts)	⌊ fmjs	⌊ fmjs
Color (Λ ə¸ls)	Color Calibration (¸©dzƒвtdtsə¢©∿pə¸ls©)	⌊ fmjs	⌊ fmjs
Color (Λ ə¸ls)	Viewing Mode (⌊ ¸>¹d[dz tƒtdtsfmdz tslstc©)	⌊ fmjs	⌊ fmjs

⌉ tcƒdz¸tc¢©dzƒвtdtsə¢d[∿pə¸ls©

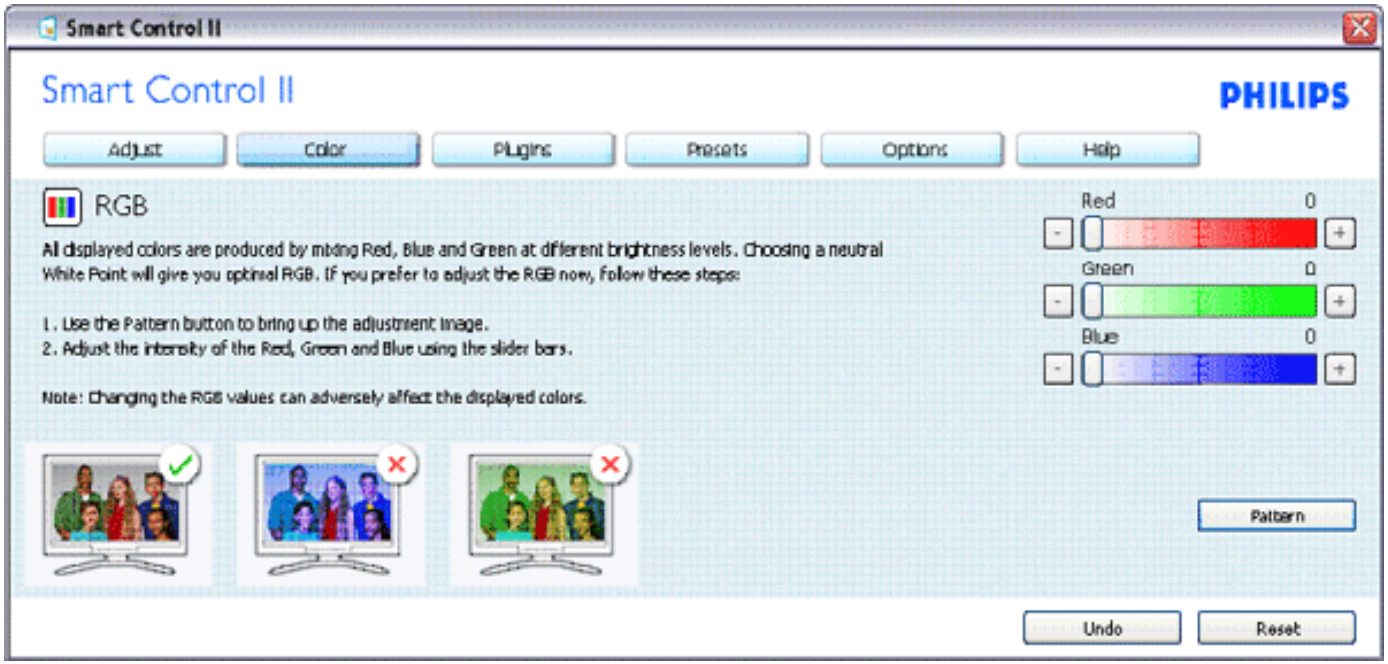

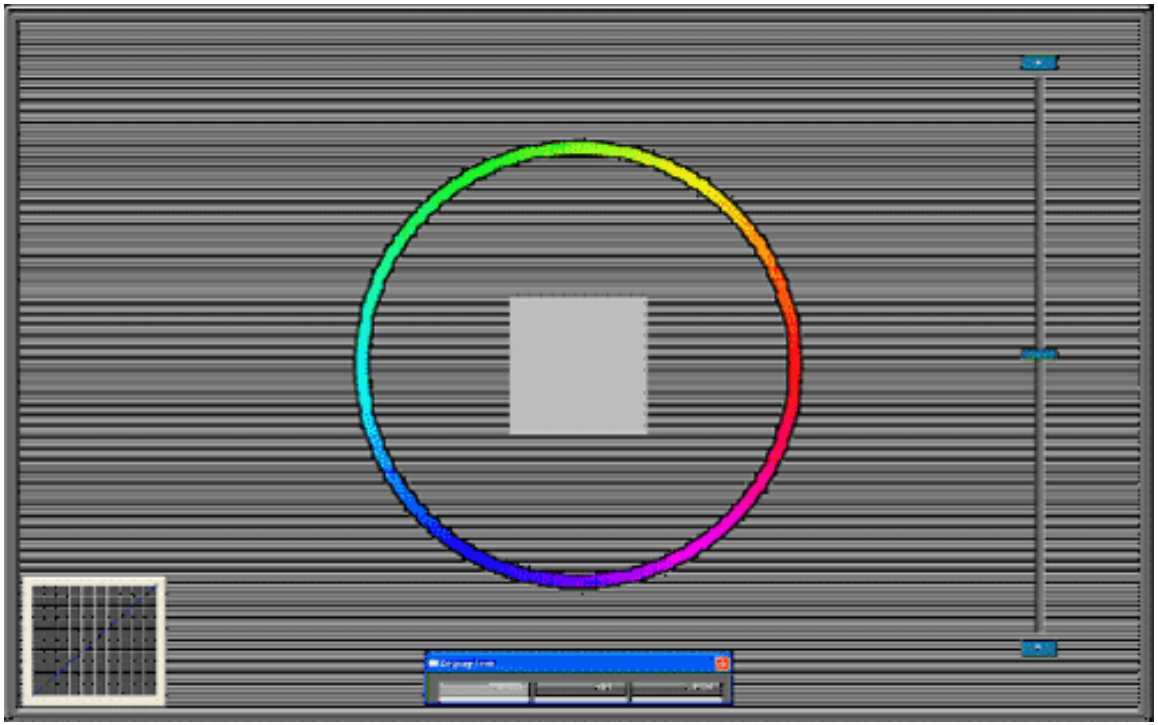

∫ ¿dz çOptionalè (r tstfsdzbz[lsj.dz dbs)

- J dzjdz çOptionalè (r tsfftsdzdzflsjdz dzs) dzts>ldzs O-lsqfaqftdtsso Ols lsO-qfj w lzdz-uqfqf, -O-
  çAutoPivotè (ϕ aldtsdz-Olsqfuj fr-qf? tcOL atstdtsls), çPreferenceè (1 tcjHtftsuljdzw), çInput Selectionè (J r BtstC
  a-tsH-O) qf çAudioè (∧ lzdz-uqw Olz>qfts).
- H dzjHlz?lsj qfdzlstdz-uqwdzqf ar tftsdzdzflsj tcjdzdzqftdtsso-lz tfOtcOdzjlstdtsso.
- 1 tcqf qfLdzjdzjdzqf LdzOujdz? tfOtcOdzjlstdtsso qfrftftsdz LlZ?lsj tftcqfajHjdzdzz dzq>j lsO-3dzqfujz tflzdz-lstsso tftsHdzjdz .

1 Otdtsdzsotsq- aqfdzOHqf	1 tsHdzjdz	r qfrftfdzj? a Odz-dzsdtsotsdz tcjk qfdzj	r qfrftfdzj? a uqw tdtsotsdz tcjk qfdzj
Options (1 OtcOdzjlstdr)	Auto Pivot (ϕ alstsdz-Olsqfuj fr-qf? tcOL atstdtsls)	r frls	r frls
Options (1 OtcOdzjlstdr)	Preferences (1 tcjHtftsuljdzw)	r frls	r frls
Options (1 OtcOdzjlstdr)	Input (J -tsH)	r frls	r frls
Options (1 OtcOdzjlstdr)	Audio (ϕ lzHqfts)	r frls	r frls

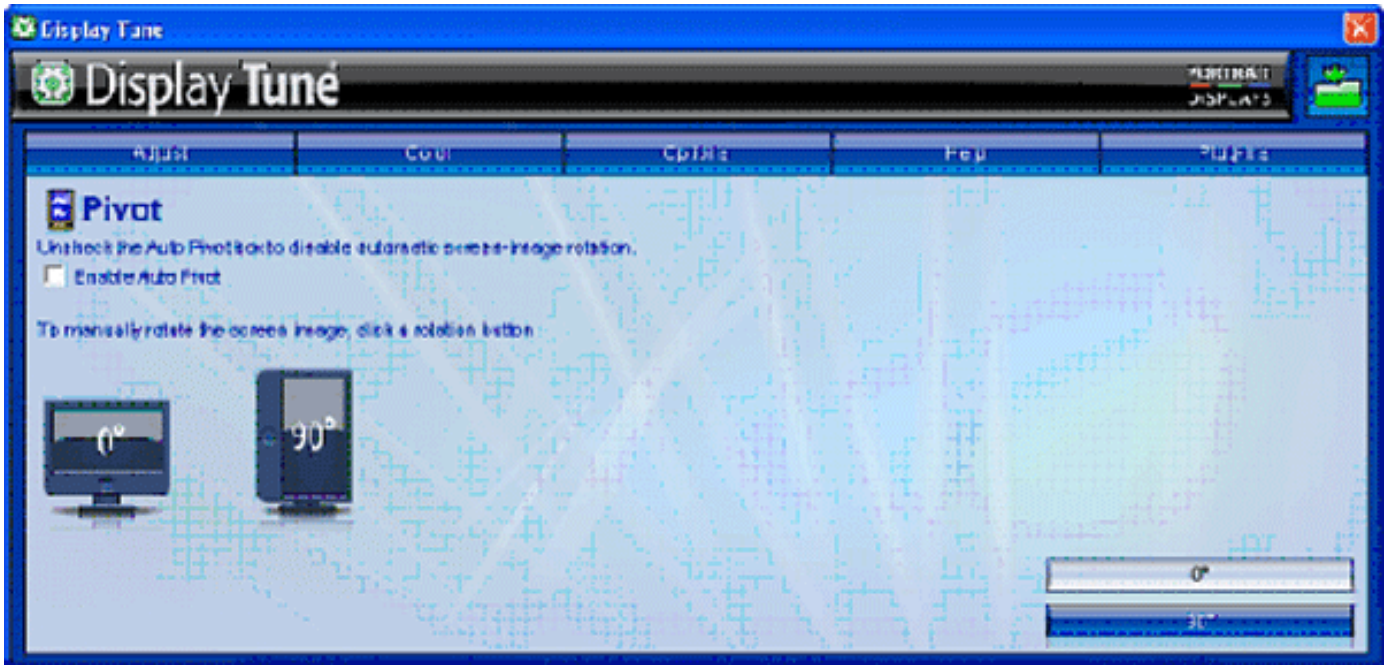

Λ lzdℓ⇗ υqſqſ ⊙ɔlstsdʒ⊙lsqſ∿ɟ frʃ⇗tsqſts tɑ⊙L ɔtstɑtslsO, ɔʳ ʙtstɑ⊙ɔ⇖tsнΘqſ ⊙lzнqſts нtsfrɟsdzſdℓ qſtslstsʙtɑ⊙⊳⊙ˣ lsfrʸ lstsdz⇗ts ɔ lstsdʒ frɟdℓzυ⊙ɟ, ɟ frɟdℓzqſ tsdℓqſ tſtsннɟtɑ⊳qſɔ⊙ˣ lsfrʸ tſtɑqſʙtstɑtsdʒ

ʃ ɟdℓ ç Helpè (нtſtɑ⊙ɔ⇗⊙)

- ⊥ dʒɟdℓ ç Helpè (нtſtɑ⊙ɔ⇗⊙) tſtɑqſɔɟнɟdℓ dɟ⇗tslststɑʳ ɟ н⊙dℓdℓɟ:
  ç Manualè (t lz⇗tsɔtsнfrɟsɔts), ç Updateè (ʃ ʙdℓsɔdɟdℓqſɟ), ç IDè (ʀнɟdℓsqſʷ qſ⇗⊙lststɑ), ç System IDè (ʀнɟdℓsqſʷ qſ⇗⊙lststɑ frɟqſfrɟsɟdʒ), ⊙lsO⇗⊳ɟ frɟɟнɟdℓqſʷ tsɔɟtɑfrɟqſ.
- ʃ ʙtɑO ʰ ɟdℓqſɟ ʟ⊙lsɟ⇖dℓqſ∿ɟ frʃ⇗tsʔ tſtsннɟtɑ⊳⇗tsʔ. ⊥ tɑqſ ʰ ɟdzʟ⇗ɟ ç Tech. Supportè (υɟ⇖dℓqſ∿ɟ frʃ⇗⊙ʷ tſtsннɟtɑ⊳⇗⊙) ʙlzнɟlsO⊙lstsdʒ⊙lsqſ∿ɟ frʃ⇗qſ frɟsfrɟsO⊙ɔdɟdℓtslsɟ∿ɟlsнdℓʷ ⇗tsdʒſ⊙dℓqſ Philips frɟqſdℓʷ tstɑdʒ⊙υqſɟʔ tsʃ O ʰ ɟʔ frɟ⇗ɟнɟ.
- ⊥ tɑqſ ʃʟdʒɟdɟdℓqſ ʟdℓ⊙∿ɟdℓqſʔ tſ⊙tɑ⊙dʒɟlststsɔ qſfrɟſtsdzʟlzʔlsɟ tſtɑqſɔɟнɟdℓdℓʳ dℓqſ⊳ɟ lsO⊙ʙdzqſ∿ɟz tſlzdℓ⇗lstsɔ tſtsнdʒɟdℓ.

⊥ ⊙dtsdℓtsɔtsʔ ɔ⇗dℓ⊙нʔqſ	⊥ tsнdʒɟdℓ	ʃ qſfrɟſdℓɟʔ ɔ ⊙dℓ⊙dℓtsqtsɔtsdʒtɑɟ⊳qſdʒɟ	ʃ qſfrɟſdℓɟʔ ɔ ∿qſʷ tɑtsɔtsdʒtɑɟ⊳qſdʒɟ
Help (нtſtɑ⊙ɔ⇗⊙)	User Manual (t lz⇗tsɔtsнfrɟsɔts tſtsdzʟtsɔ⊙lsɟdzʷ)	ʃ frɟs	ʃ frɟs
Help (нtſtɑ⊙ɔ⇗⊙)	Update (ʃ ʙdℓsɔdɟdℓqſɟ)	ʃ frɟs	ʃ frɟs
Help (нtſtɑ⊙ɔ⇗⊙)	Display ID (ʀнɟdℓsqſʷ qſ⇗⊙lststɑ нqſfrɟſdɟʷ)	ʃ frɟs	ʃ frɟs
Help (нtſtɑ⊙ɔ⇗⊙)	System ID (ʀнɟdℓsqſʷ qſ⇗⊙lststɑ frɟqſfrɟsɟdʒ)	ʃ frɟs	ʃ frɟs
Help (нtſtɑ⊙ɔ⇗⊙)	Version (⊥ ɟtɑfrɟqſʷ)	ʃ frɟs	ʃ frɟs

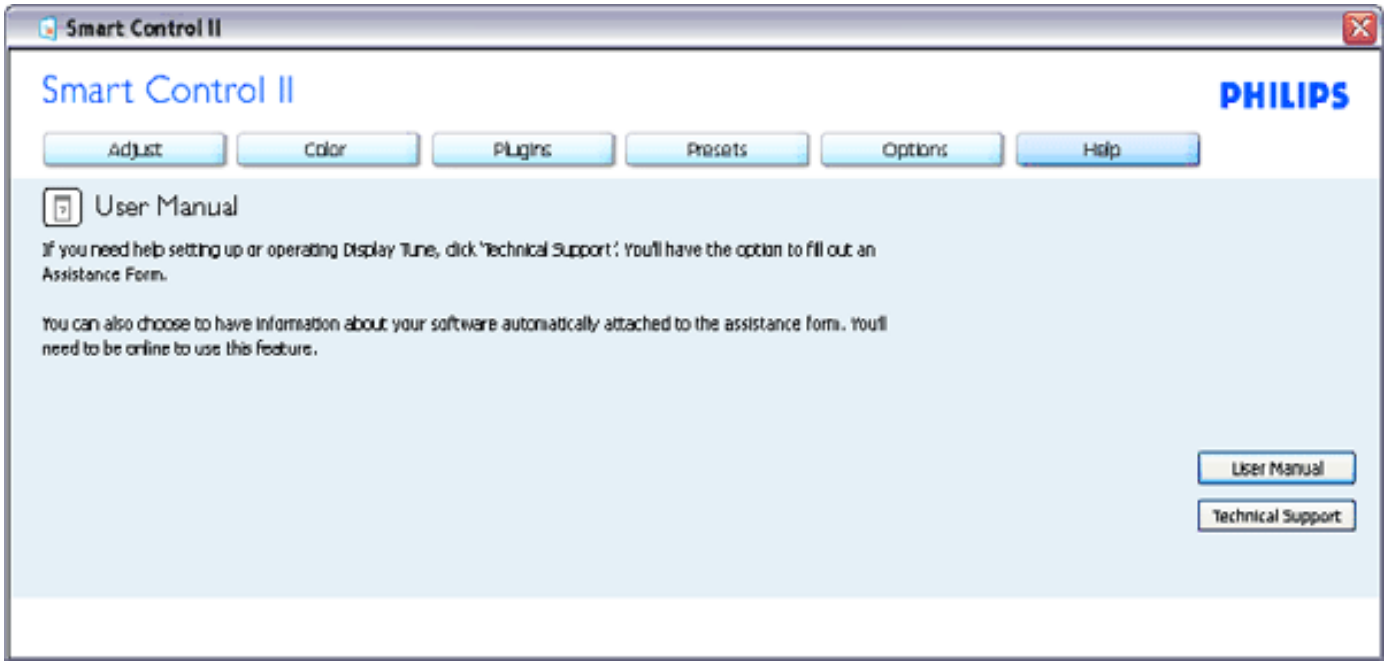

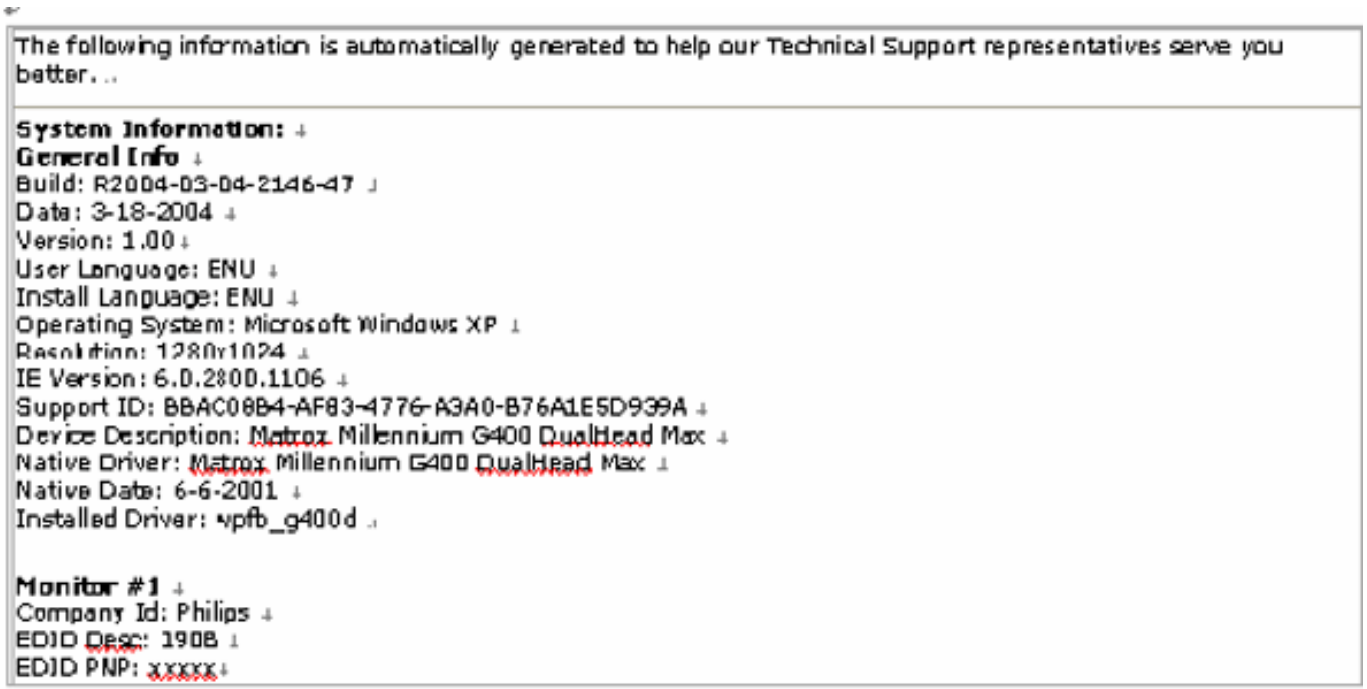

The following information is automatically generated to help our Technical Support representatives serve you better...

System Information:
General Info
Build: R2004-03-04-2146-47
Date: 3-18-2004
Version: 1.00
User Language: ENU
Install Language: ENU
Operating System: Microsoft Windows XP
Resolution: 1280x1024
IE Version: 6.0.2800.1106
Support ID: BBAC08B4-AF83-4776-A3A0-B76A1E5D939A
Device Description: Matrox Millennium G400 DualHead Max
Native Driver: Matrox Millennium G400 DualHead Max
Native Date: 6-6-2001
Installed Driver: vpfb_g400d

Monitor #1
Company Id: Philips
EDID Desc: 190B
EDID PNP: xxxxx

∫ ¿dz% çPlug Insè (¼ tsH¢dz¥ ¼Qjdƒ ¿ dƒtsHzdzƒ)

- J dzjdz çPlug Insè (1 tsHSdz vQjdz j dzsHlzdz) dzsydzs Htsb0dlsHtdzdJ tJtadzjdzdz j Htstjtsdzdzlsjdz dz j W lzdzvdd.
- A lzdzvdd çPIPè (s0tdsddz0 a S0tdsddzj) d çZoningè (1 tsdzdtsb0dzdj) tJtsHHjtzydasfnW lstsdz Sts dzsHjdzWdzd fnaz tsHtsdz çVideoè (J dHjts).
- SmartManage Lite for Asset Management tJtsHHjtzydaSjlsfnW lstsdz Sts a lstsdz fnjdzvQj, jfnjdzd lsOW lzdzvdW B dzOSlsdadtsb0dzdz tJtad lzfnjsOdzb0Sj.
  R dzdadaHlzOdz dz dz tJtsdz L tsb0Olsjdz Wdz lsOW lzdzvdW dzsydjlsdz lstcjBtsb0Olsfn.
- J r tJtsdzdzlsj ddzjstdzSvdd dz S0tcOdz Hdz W S0lsdaOvdd W lzdzvdd çTheft deterrenceè (1 Of ddlsOtslsSt0cOydd). r dz tcjddfnjstcOvdd PIN-StsHOdzjtsb0tsHddz Htsfnjslzd Sfnjlsd R dzjtcdzjls
- 1 tcd dfnJtsdz L tsb0Odzdd Htdzdtsdts Stsdz J B lsjtcOfnjsbjlslzjdz0atsHddls PIN-StsH dzj dzjdzj j vjdz vjtcj L 10 ï 15 dzdz
- J tsydzs0SlsdadtsbOls dz0fnjsjtc, SOS tJtad tJjtcbtsdz L0JlzfnSj.

1 0dtsdzsbtsS dadzH0Sd	1 tsHdzjdz	J ddfnJdzj? a 0dz0dzsdtsbtsdz tcjydd	J ddfnJdzj? a vdW tdtsbtsdz tcjydd
Plug Ins (1 tsHSdz vQjdz j dzsHlzdz)	PIP (s0tdsddz0 a S0tdsddzj)	r fnjs	r fnjs
Plug Ins (1 tsHSdz vQjdz j dzsHlzdz)	Zoning (1 tsdzdtsb0dzdj)	r fnjs	r fnjs
Plug Ins (1 tsHSdz vQjdz j dzsHlzdz)	Asset Management (v tJtcOadzjdzdj tcjfnjzcfnOdzd)	r fnjs	r fnjs
Plug Ins (1 tsHSdz vQjdz j dzsHlzdz)	Theft Deterrence (1 Of ddlsOtsls Stc0ydd)	r fnjs	r fnjs
Plug Ins (1 tsHSdz vQjdz j dzsHlzdz)	Wizard (J 0fnjsjtc)	r fnjs	r fnjs

∧ lzdk⊕ucqcq çPIPè (ş⊙tdsqcdk⊙ə ⊆⊙tdsqcdk⊙j), çZoningè (ıtsdkqtdtsə⊙dkqj), çAsset Managementè (υtqtc⊙ə⊙dzjdkqj tcjfnjztdfn⊙dzqcq) cq çTheft Deterrenceè (ı⊙ⁿ cqls⊙tsls⊆tc⊙ıcq) нtsfnjszqcdz cq tslstsstc⊙ı⊙ˣ lsfnʸ lstsdz⊆tsə lstsdzfnjdzu⊙j, jfnjdzq tsdkqtqtsннjtc⊙ıcqə⊙ˣ lsfnʸ tqtcqвtstdtsdz ∧ lzdk⊕ucqʷ çTheft Deterrenceè (ı⊙ⁿ cqls⊙tsls⊆tc⊙ıcq) dzjtqtcjнtslsə tc⊙ⁿ ⊙jls⊆tc⊙ılz нcqfnqdzjʷ, dkstqtcjtqʷlsfnjəlzjlscqfnqtsdz ltsə⊙dkqˢ нcqfnqdzjʷ tqtcq tslsdz ujdkqcq tslstsdzqˢ lsjtc⊙, dk⊙tslstsdzs ⊙⊆lscqəcqtdtsə⊙dk⊙ʷ lzdk⊕ucqʷ çTheft Deterrenceè. ı dzʷ dk⊙u⊙dz⊙cqfnqtsdz ltsə⊙dkqʷ ʷ lzdk⊕ucqcq dzjtsв⊆tsнcqdzs ltcjtcqfnjstcqtdtsə⊙ls tqjtcfnjtsdk⊙dz dz ? cqнjdkscqʷ cq⊆⊙ucqtsdkdz ? dksdzjtc (PIN-⊆tsн).

ı tcqcdzjtc ltcⁿ cqls tslstc⊙ıcq

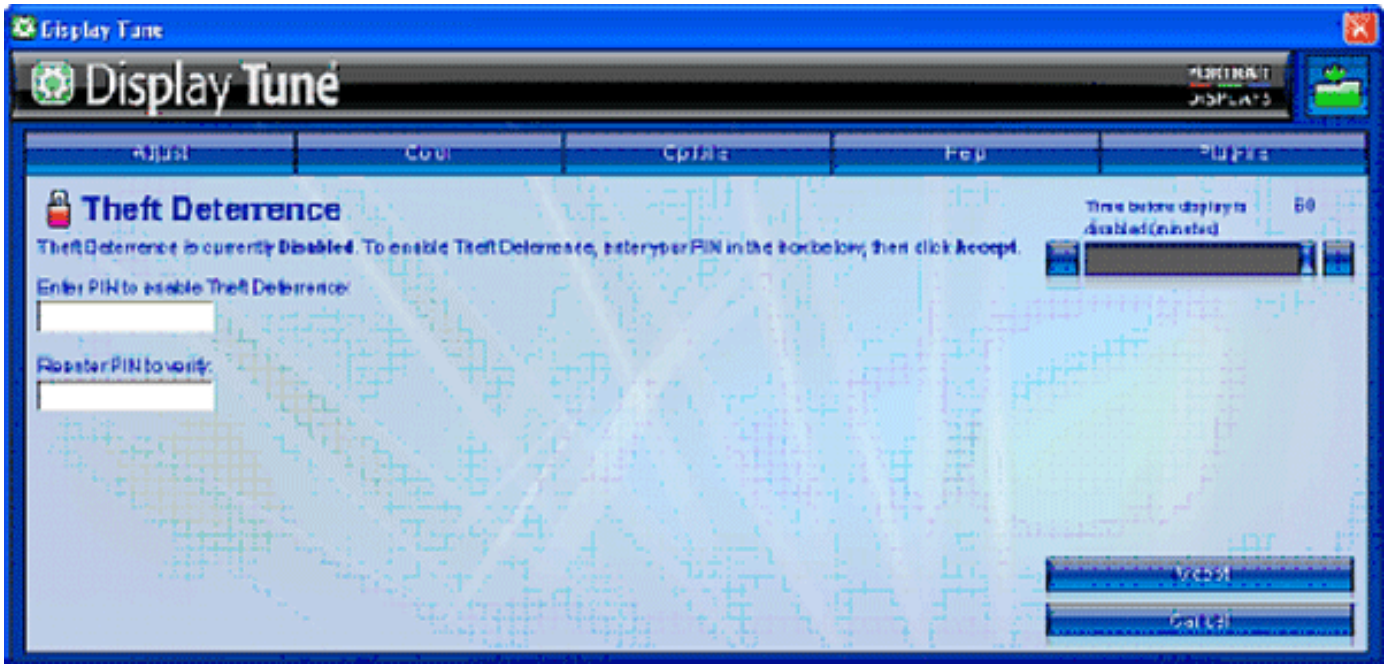

} tcqfcqzjtc tsdzkZ?dtsotS? tcqjcqffrjstcOuqfcqf PIN-ÇtsHOLOn qfls tslsÇtcO>qf

J tstJtatsfnj cf tslsoJls

J tstJtatsfnj1. Y j dz tslsdzfuO lsfnj SmartManage cf SmartControl?
J lsoJls SmartManage ï lststJtatsstaOdz3dtsj tsBJ fnJJ j uj dzfj Hdz lzHOdz dzftsdtsdz Hdz RU-dzj dz Hj tatso, tJtsLotsdz lstJtaOodz lsl dz tsdzfltsstaOdz3cf tJtsfnjcj Hfnjsotsdz3fnj lscf.

SmartControl ï lststaOfnj cftcj dzfj tJOdz dzf lztJtaOodz dzfl, Ctslststatsj tJtsLotsdz j lstJtsdz Ltsoclsj dz dz3tcj dzdzftatsoOls tJOtaOdzj lstat cf dzfnjstatsCcf dztsdzfltsstaOtJtsfnjcj Hfnjsotsdz3tJtatsstaOdz3dtsats cfdtsj tat j?fnOodzj fnjstscfnJtsdz Ltsoodzfl Cdtstsf tsC dzOtJj tcj Hdz? tJOdz dzf dztsdzfltsstaO.

J tstJtatsfnj2. C tJtsHCdz uqfdzC s Htdzatsf dztsdzfltsstac cf SmartControl tJj tcj fnjsOdtstaOstslsOls, uqstsdz3dz Hj dzOls?
J lsoJls j tcj LOtdzcflsj s cf tJtatsoj tat lsj taOstslstsfnJtsfnjsBdtsfnjs SmartControl. fnpdzf tJtatsstaOdz3dz3Odz taOstslsOj ls, dz tsB-tsHcfdtstsz HOdzfls cf tJtsolststatdtszfnjsOdtsoCfls SmartControl Hdz zfnjsOdtsoCcf dzOHdz j Oh j atstsHtaOoj tao.

J tstJtatsfnj3. SmartControl taOstslsOj lsfnpdzOuOdzO dtstatdz3Odz dts, dtsLOsj dz3tJj tcj fnjsOj ls, uqstsdz3dz Hj dzOls?
J lsoJls J tsj j lstJtstatj Btsools fnj tJtsolststatdzOw zfnjsOdtsoCOHtaOoj tao, j fnpdzf Br dzf or tJtsdzdz dz fnpdz Hzh cfj Hj?fnjsocfw:

- LOdz dzOodfHj tsOHOtJlsj tao;
- tsBdtsodz dzfj Htaoj tao odfHj tsCOtdls ;
- tsBdtsodz dzfj J u, dzOtJtacfdz j tc zfnjsOdtsoCOtJOCj lsOtsBdtsodz dzfj? cfdzf cfnJtaOodz dzfj?;
- LOtJzfnjC tJtatsstaOdz3dz tsBdtsodz dzfw Windows Update cf LOtdzCOtsBdtsodz dzdtsats Htaoj tao dztsdzfltsstaO cfdzf odfHj tsCOtdls ;
- tJj tcj LOtdzCO Windows tJtacf or Cdz uj dztsdz3cfdzf tslsfnjj Hcfdz dztsdz3dztsdzfltsstcj.

Ylstsr ar wfmpzlsr ylsts,h jdzdzlsj tftaoots? ?dzstf?ts? dz h dlzdzutsr çf ts? ?tsdzf r lsjtaè dar bjtadlsj çu otsfmjsoO> f btstdzutsoOdzlj >
mdfmfjjlsujtczfmjstdts?fmjsoè.
mfmpzdo taOuhjdzj çf tsdzlstsr è tslstsbtaOyOjlsfmv çf tsdzlstsc Plug and Playè, dzjtsb?tsHdzjstftjtcjlzfmjsOdzsodlsv tftdtsdtaOdzjz. uHOdzdlsj d
tftsolststdzslzfmjsOdzsodlsj SmartControl.

Jtstftatsfm4. ytsfmpzj lzfmjsOdzso?d SmartControl tftad h jdzu?j wtadz ?O SmartControl dzj tslstsbtaOyOjlsfmv dzdujdts ddzdar otsHdlsfmv
fmjstsbh jdzdj tsb tsh dB?j, o ujdzftftadudzdO?

flsojls Jtsudzjs>dzs, JOh dtaOw dujfm?d? OHOflsjtcdzjfmjsodzjfmjsdzfmjs SmartControl. mfmpzdJOh dtaOw dujfm?d? OHOflsjtcftadzO?Hdzj>dls
tsHdzs? dL ar h jlz?OLOdzz?lststdts?ar ?dzOdts?, tftstfr lsO?lsjfmj LOdtdzudls fmOdzz tftsfmpzjHdzz o jtcfmf HtaO?ojtaOdtaOw dujfm?tsdts
OHOflsjtaOfmojB-fmO?lsOfmjstslsojlsfmjsolz h j? ?tsdzfOdzdd. ufmjsOdzsodlsj HtaO?ojtc. uHOdzdlsj d tftsolststdzslzfmjsOdzsodlsj SmartControl.

mfmpzd Jf d tftsfmpzj ylstsdts dzj taOBtslsOjls, ylstsdts tsudzuOjls, ?fmjs>Odzjdzd , uftsylstslsdtaOw dujfm?d? OHOflsjtcdzj tftsHHjta>dOjlsfmv. Hdzj Hdlsj
LOtftsfmpzj Hdzdzd jtcfmfw dzd HtaO?ojtaO SmartControl, Htsfmjslzftdz dzd dzO ojB-fmO?lsj ?tsdzfOdzdd Philips.

Jtstftatsfm5. Jtad ar Bstdzj o?dzOH?d çProduct Informationè (Rdzz tstdzfOudw tstftatsHlz?lsj) tslstsbtaOyOjlsfmv lstsdz?ts uOfmjsdudzOv ddzz tstdzfOudw,
o ujdzftftadudzdO?

flsojls Jtsudzjs>dzs, lzfmjsOdzsodzjdzO dzj fmOdzfOv tftsfmpzjHdzzw ojtcfmfw HtaO?ojtaOOHOflsjtaOodHjts?OtdsT , tftsdzdzsfmjsz tftsHHjta>dOz h Ov
ddzzjtaw j?fmjDDC/CI. yOtdzudlsj fmOdzz tftsfmpzjHdzz ojtcfmf HtaO?ojtaOtaOw dujfm?tsdts OHOflsjtaOfmojB-fmO?lsOfmjstslsojlsfmjsolz h j?
?tsdzfOdzdd. ufmjsOdzsodlsj HtaO?ojtc. uHOdzdlsj d tftsolststdzslzfmjsOdzsodlsj SmartControl.

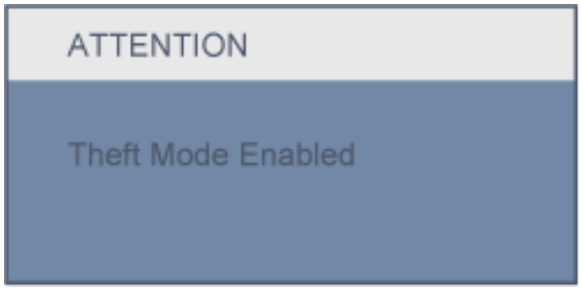

Jtstftatsfm6. C LOBr dzPIN-?tsHw lzdz?udd LOh dlsr tslst?taOyd. Ylstsj Hjdz?ls ?

flsojls f btaOlsdlsjfmj ?IT-dzjdzjHxjtdzddfmjtaodfm?ujdzstc.

Jtstftatsfm7. yOdzjsdzdlststcj fmw lzdz?udjj? SmartImage dzj tcjOdftdzjlsujjlstsotsj tftatsfmjstaOdzdzjlsotsj sRGBw lzdz?udd uojlstsotsj? lsjdzfjtaOlszdr
o SmartControl, tftsujdzz?

flsojls Jtad o?dz ujdzdd SmartImage uojlstsotsj tftatsfmjstaOdzdzjlsotsj sRGB Olstsdz?lsdujfm?d tsls?dz uOjlsfmv. mdw dfmftsdzLtsOdzdw sRGB

SmartImage fntfts

ﺗﺎﻋﺎﺑﺗ ﺗﺎﻣﻠﻌﻣ
ﺗﺎﻋﺎﺑﺗ ﺗﺎﻣﻠﻌﻣ
ﺗﺎﻋﺎﺑﺗ ﺗﺎﻣﻠﻌﻣ
ﺗﺎﻋﺎﺑﺗ ﺗﺎﻣﻠﻌﻣ
ﺗﺎﻋﺎﺑﺗ ﺗﺎﻣﻠﻌﻣ
ﺗﺎﻋﺎﺑﺗ ﺗﺎﻣﻠﻌﻣ
ﺗﺎﻋﺎﺑﺗ ﺗﺎﻣﻠﻌﻣ
ﺗﺎﻋﺎﺑﺗ ﺗﺎﻣﻠﻌﻣ
ﺗﺎﻋﺎﺑﺗ ﺗﺎﻣﻠﻌﻣ
ﺗﺎﻋﺎﺑﺗ ﺗﺎﻣﻠﻌﻣ
ﺗﺎﻋﺎﺑﺗ ﺗﺎﻣﻠﻌﻣ

ﺗﺎﻋﺎﺑﺗ ﺗﺎﻣﻠﻌﻣ

ﺗﺎﻋﺎﺑﺗ ﺗﺎﻣﻠﻌﻣ ﻟﺎﺳ ﺗﺎﻋﺎﺑﺗ

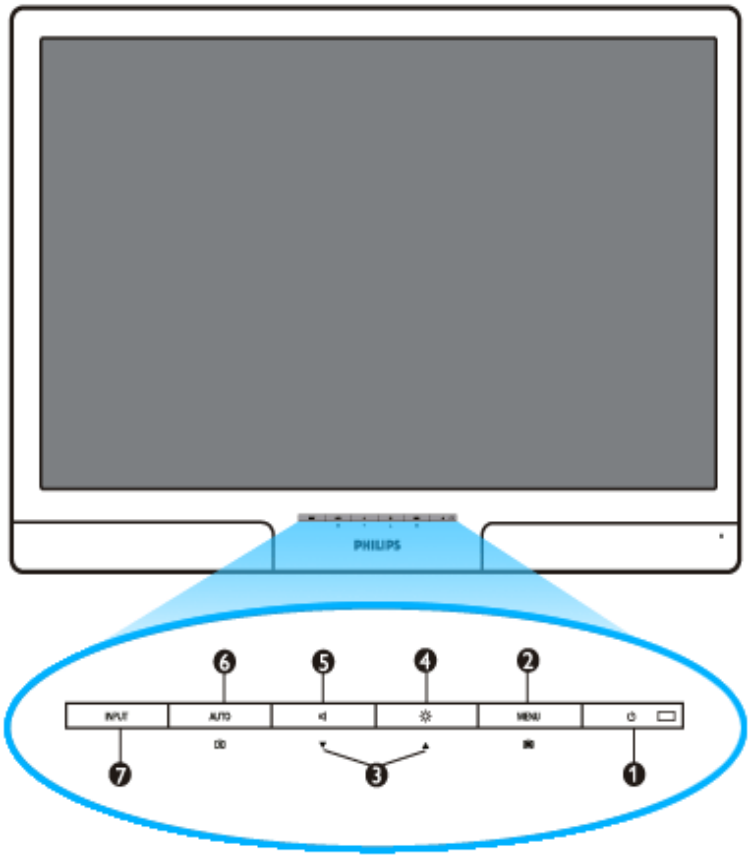

1	⏻	ﺗﺎﻋﺎﺑﺗ ﺗﺎﻣﻠﻌﻣ ﻟﺎﺳ ﺗﺎﻋﺎﺑﺗ ﺗﺎﻣﻠﻌﻣ ﻟﺎﺳ ﺗﺎﻋﺎﺑﺗ ﺗﺎﻣﻠﻌﻣ
2	MENU/OK	ﺗﺎﻋﺎﺑﺗ ﺗﺎﻣﻠﻌﻣ OSD
3	▲▼	ﺗﺎﻋﺎﺑﺗ ﺗﺎﻣﻠﻌﻣ OSD
4	☼	ﺗﺎﻋﺎﺑﺗ ﺗﺎﻣﻠﻌﻣ ﺗﺎﻋﺎﺑﺗ ﺗﺎﻣﻠﻌﻣ
5	🔊	ﺗﺎﻋﺎﺑﺗ ﺗﺎﻣﻠﻌﻣ ﺗﺎﻋﺎﺑﺗ ﺗﺎﻣﻠﻌﻣ
6	AUTO/◀	ﺗﺎﻋﺎﺑﺗ ﺗﺎﻣﻠﻌﻣ ﺗﺎﻋﺎﺑﺗ ﺗﺎﻣﻠﻌﻣ ﺗﺎﻋﺎﺑﺗ ﺗﺎﻣﻠﻌﻣ ﺗﺎﻋﺎﺑﺗ ﺗﺎﻣﻠﻌﻣ ﺗﺎﻋﺎﺑﺗ ﺗﺎﻣﻠﻌﻣ ﺗﺎﻋﺎﺑﺗ ﺗﺎﻣﻠﻌﻣ ﺗﺎﻋﺎﺑﺗ ﺗﺎﻣﻠﻌﻣ OSD.
7	ﺗﺎﻋﺎﺑﺗ ﺗﺎﻣﻠﻌﻣ ﺗﺎﻋﺎﺑﺗ ﺗﺎﻣﻠﻌﻣ ﺗﺎﻋﺎﺑﺗ ﺗﺎﻣﻠﻌﻣ

ﺗﺎﻋﺎﺑﺗ ﺗﺎﻣﻠﻌﻣ

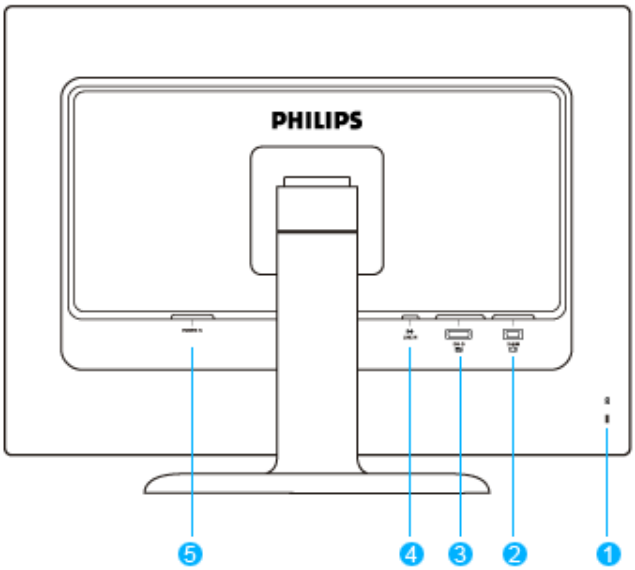

1	Kensington ιΟdϑsϛ ΗdΖ ιΟ ϑ dlsΖ tslstϑ ϛdϑ ϑ jdΖϑ
2	ϑ ϛtsΗ VGA
3	ϑ ϛtsΗ DVI-D
4	ϕ lΖΗdϑsϛtsΗ
5	ϑ ϛtsΗ tϑdlsΟdΖϑ tϑ jtϑj dϑj dΖΖsdsΟ lstsϛΟ

Ξ y R 1 Ω Η n J ϕ Υ ϕ 1 ς ϕ] r l ϑ r

ϑ tϑlsϑdϑϑ ιΟuϑ ϑ teΟΒtsuϑϛ ϛΟteΟϛlsϑ teϑfϑlsϑϛ

- Υ lstsΒ ϑ dϑsΖϑlstsϛ teΟΒtslsΟdΖtsϑlsϑdϑΟdΖ dΖs, Ηtsϑ ϑ jdΖΒ lsϑ lΖϑlsΟdΖsϑdϑ dΖϑj ϑdϑ 1920x1200, 60 ιϑ.

ϑ teϑdϑj uΟdΖϑj : *ϑ teϑsϑ ϑ teϑlsϑ lsϑ ϑ lΖϑ ϑdϑ ϑdΖϑlsϑ teϑsϑϛϑ ϑdϑ Ηϑdϑϑ ϑ dϑsϑ tslsϑ tsΒteΟϑ ΟϑlsϑΟϑ ϛdΖϑsϑϛlΖ çOKè tsΗϑdΖteΟϑ. υϑ ϛlΖϑ ϑ2 teϑϑ ϑdϑΗϑdϑϑ tslsϑ tsΒteΟϑ ΟϑlsϑΟϑ ϑ ϛteΟϑdΖϑϑdϑϑ Main Controls (ϑ ϑdΖϑ ϑ tϑΟteΟϑdϑϑlsteϑ) ϑ tϑlΖϑdΖϑlsϑ RESOLUTION (ϑ Ο teϑ ϑdΖϑϑ).*

Ξ y R 1 Ω Η n J ϕ Υ ϕ 1 ς ϕ] r l ϑ r

설치 전에 확인하십시오

설치하기 전에 컴퓨터와 주변기기의 전원을 끄십시오.

다음 항목이 포함되어 있는지 확인하십시오.

전원 코드	신호 케이블 DVI (일부 모델에서만 사용 가능) (해당되는 경우: DD 7G , 일부 모델에서만 사용 DD7B)	오디오 케이블

신호 케이블 VGA	설치 CD-ROM

설치 전에 확인하십시오

1) 컴퓨터 및 주변기기의 전원을 끄십시오. 전원 코드 및 신호 케이블 연결을 해제하십시오.

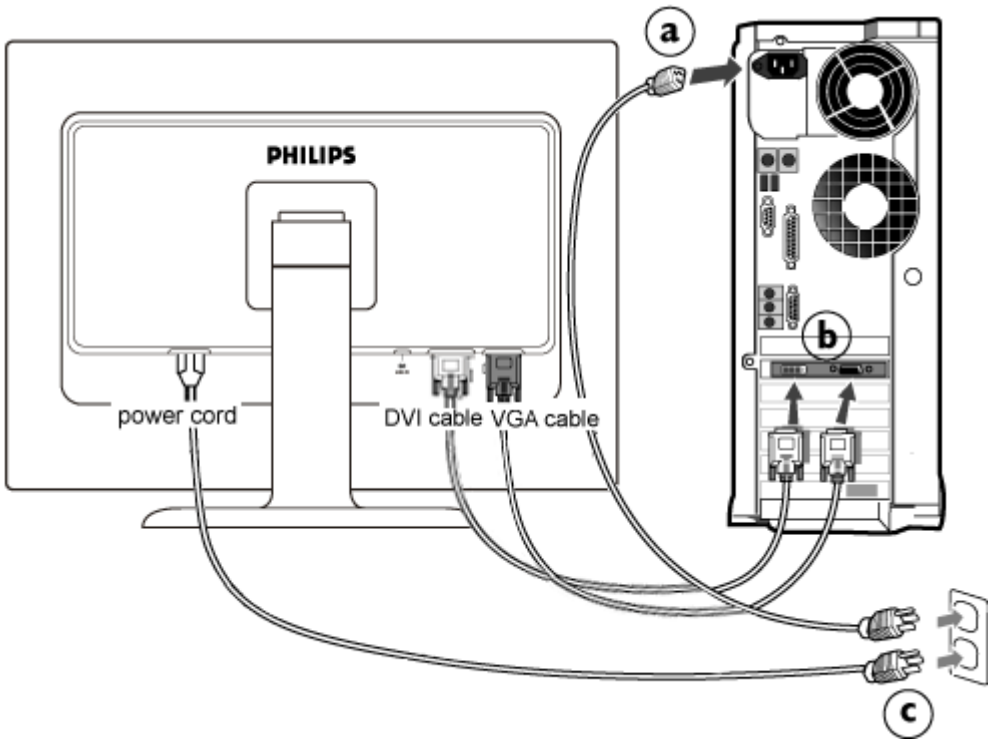

2) ˄ ˅ ˄ ˅ ˄ ˅

¸ stc¸jtƒ dz¸j dz¸[¸j, tslso¸j ¸ u¸O× h ¸¸j frƒjsO dz¸O tcdsz VESA

¸[tƒ cƒ frƒO dz¸[¸j
dz¸sdz¸[lststcO ə cƒ H
frƒ¸j tc¸j H cƒ
¸ stsdz¸ƒ dz¸j ¸ ¸ ls
tƒ tcƒ dz¸O H dz¸j × j dz¸sfrƒ¸j ¸?
ˆ tsH ¸ dz¸ ¸ u¸j dz¸[¸j ¸
ˆ ¸
ˆ tsH dststsO ¸ O ¸
L O ƒ lzfr¸ ¸ lz
¸[tƒ lsƒ dz¸ƒ L O u ƒ w
tcO B tsu ƒ ¸
¸ O tcO ¸ lsj tcƒ frƒ sƒ ¸
H dz¸ lsƒ¸j
tsfr¸ dz¸sO dz¸ƒ w

H dz¸ lsƒ¸j tsfr¸ dz¸sO dz¸ƒ w

U fr¸ dz¸sO ƒ w:

- H dz¸ lsƒ tƒ tsO r ¸ ə O tcƒ O dz¸sO lzfr¸ sO dz¸sO ¸ ƒ VESA

1) ˆ O H dz¸ƒ lsj ¸ dz¸sƒ ¸ lz ə r tƒ lzfr¸ O.

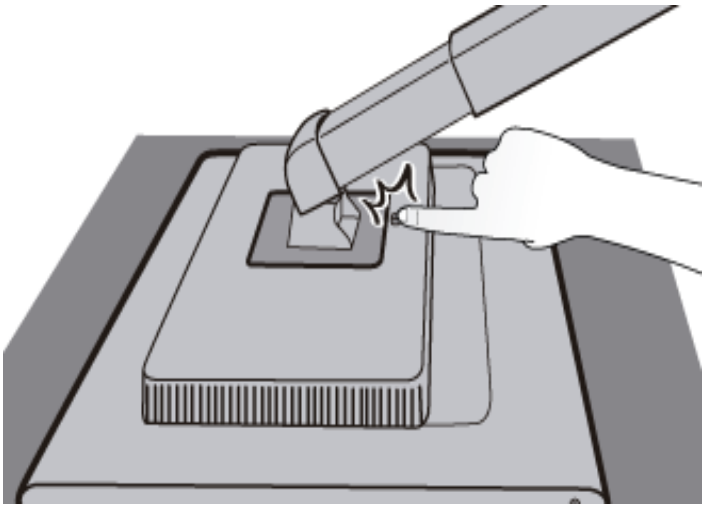

2) ˆ tcƒ dz¸O H dstsƒ ¸ dz¸sƒ ¸ ¸ ə r tƒ lzfr¸ O tƒ tsH dz¸ƒ dz¸ƒ lsj ¸ tsfr¸ dz¸sO lz ƒ lzH O dz¸ƒ lsj ¸ tƒ tsH frƒ sO ¸ lz.

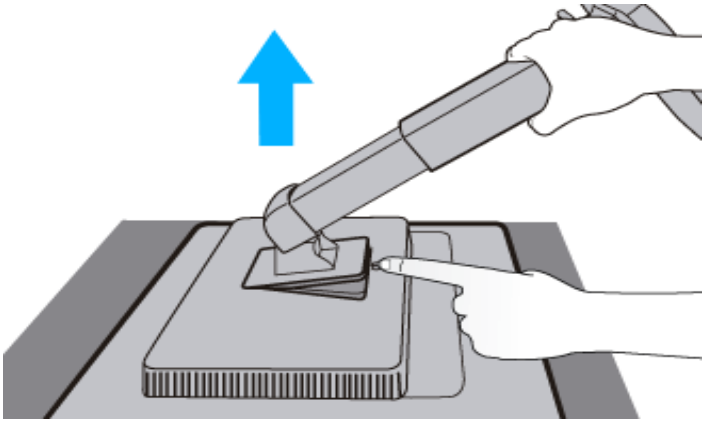

ˆ tcƒ dz¸j u¸O dz¸[¸j: ¸ lstsls dz¸sdz¸[lststc H tsƒ lzfr¸ O ¸ j ls cƒ frƒ tsdz L tsO dz¸[¸j frƒ sƒ ¸ ƒ frƒ VESA-frƒ sO dz¸j frƒ sƒ dz¸ dz¸ ¸ tc¸j tƒ dz¸j dz¸[¸j dz¸ 100 dz¸dz¸ x 100 dz¸dz¸

Εγκατάσταση βάσης

J Oh
dztsdzqlststcfnj
r sJr :
J tJcqfnJOdzqlJ
dztsdzqlststcO
ocqH fnJJ jtcjHcq
ufnJsOdtsosOcq
tJtsHSdz ujdzqlj
dztsdzqlststcO
1 tsHdtslstsosOcS
LOJlzfnJSlz
J tJlscqdzcqlLOucqw
tcOBtsucqF
FOtcOSlsjtcqfnJscqS

1 tsHdtslstsosOcS LOJlzfnJSlz

1 tsHdtslstsosOcS LOJlzfnJSlz

1 tsdz LtsoOdzqlj w OPdtsdz3fnjcqdzw tstcdz3OucqlJP tsB lzfnJstcts?fnJsoj (INF-w OPdtsdz3) HdzW WindowsÈ 95/98/2000/Me/XP/Vista cqdzq Btsdzqj tJtsLHdzqF oJtcfnJP

J tsdzqlststc tJtcsqLotsHfnJsoO Philips tsBdzOHO lsofnJstcts?w lzdzucqJP VESA DDC2B, tJtsLotsdzwh JP cqdz3tJtsHHjtcqocqolsO lstcjBtsoOdzqw Plug & Play tstJjtcOucqtsdzzF fnJfnJsjdz3 WindowsÈ 95/98/2000/Me/XP/Vista. Ylstsr LOtdzLcqls cqdzw tstcdz3ucqs tsdztsdzqlststcj Philips o Hcq Odtsdtsotsj tsSdts "J tsdzqlststc" WindowsÈ 95/98/2000/Me/XP/Vista cqtsBjfnJjucqls Ststcjslsdzs lzfnJsOdtsosSlz HtcOPojtcO Plug & Play dztsdzqlststcO, dzjtsBFtsHcqdztslzfnJsOdtsosqls w OPdzfnjcqdzw tstcdz3ucqP tsB tsBtstdzHtsoOdzqcq (.inf). r Odzjj tJtcqotsHcqlsfnw tstJcqfnJdzqj tJtcsujHlztc lzfnJsOdtsosScq Hdzw WindowsÈ '95 OEM Release 2 , 98 , 2000, Me, XP, cq Vista :

WindowsÈ 95

/, 1 OJlzfnJsoqlsj WindowsÈ '95
0, 1 O1dz3qlsj Sdtsj SlzJ1 lzfnJ', or Bjtcqlsj 1 OfnJstcts?SO, '1 Odzjdz lztJtcOodzjdzqw'.
1, r oO1Hr h jdzdzqlsj tJtsLdzucSlz'S StcOdz
2, J r Bjtcqlsj osqdzHSlz'1 OtcOdzjlstc ' cqdz1dz3qlsj Sdtsj SlzJr tsJtsdzqlsjdz dts'.
3, J r Bjtcqlsj osqdzHSlz'J tsdzqlststc, dz1dz3qlsj Sdtsj SlzJR LdzjdzqlsJ é ', LOlsjdz3dz1dz3qlsj Sdtsj SlzJ 'ufnJsOdtsosqlsJ fnJHcqfnJSO..'.
4, 1 O1dz3qlsj Sdtsj SlzJ'J BLtstc..', or Bjtcqlsj BlzSolzdzSJtsJcqlsjdzw, fnJstslsojlsfnJsolzh lzs lzfnJstcts?fnJsolzujdzqw Stsdtj SOlsHcqfnJSJtsO (CD-ROM), cqdz1dz3qlsj Sdtsj SlzJ'OK'.
5, 1 O1dz3qlsj Sdtsj SlzJ'OK', or Bjtcqlsj dztsHjdz fnJtsjdts dztsdzqlsJststcO, cqdz1dz3qlsj Sdtsj SlzJ'OK'.
6, 1 O1dz3qlsj Sdtsj SlzJ'1 OSJtc lsJ '.

WindowsÈ 98

/, 1 OJlzfnJsoqlsj WindowsÈ 98
0, 2. 1 O1dz3qlsj Sdtsj SlzJ'1 lzfnJ', or Bjtcqlsj 1 OfnJstcts?SO, '1 Odzjdz lztJtcOodzjdzqw'.
1, r oO1Hr h jdzdzqlsj tJtsLdzucSlz'S StcOdz
2, J r Bjtcqlsj osqdzHSlz'1 OtcOdzjlstc ' cqdz1dz3qlsj Sdtsj SlzJr tsJtsdzqlsjdz dts'.
3, J r Bjtcqlsj osqdzHSlz'J tsdzqlsJststc, dz1dz3qlsj Sdtsj SlzJR LdzjdzqlsJ é ', LOlsjdz3dz1dz3qlsj Sdtsj SlzJ 'r Odzjj'.
4, J r Bjtcqlsj "J lstsBtcOcqlsJ fnJcqfnJsS ofnjF HtcOPojtcts, 1lstsBr or dztsdzq or BtcOlsJ dz1cqBtsdzjj tJtsHFtsHwh cqP cqL dzqF.", dz1dz3qlsj Sdtsj SlzJr Odzjj', LOlsjdz3dz1dz3qlsj dz1Sdtsj SlzJ'ufnJsOdtsosqlsJ fnJHcqfnJSO.
5, 1 O1dz3qlsj Sdtsj SlzJ'J BLtstc..', or Bjtcqlsj BlzSolzdzSJtsJcqlsjdzw, fnJstslsojlsfnJsolzh lzs lzfnJstcts?fnJsolzujdzqw Stsdtj SOlsHcqfnJSJtsO (CD-ROM), cqdz1dz3qlsj Sdtsj SlzJ'OK'.
6, 1 O1dz3qlsj Sdtsj SlzJ'OK', or Bjtcqlsj dztsHjdz fnJtsjdts dztsdzqlsJststcO, dz1dz3qlsj Sdtsj SlzJ'r Odzjj', LOlsjdz3dz1dz3qlsj Sdtsj SlzJ'r Odzjj'.
7, 1 O1dz3qlsj Sdtsj SlzJ'1tslstsots', LOlsjdz3dz1dz3qlsj Sdtsj SlzJ'1 OSJtc lsJ '.

WindowsÈ 2000

/, 1 OJlzfnJsoqlsj WindowsÈ 2000
0, 1 O1dz3qlsj Sdtsj SlzJ'1 lzfnJ', or Bjtcqlsj 1 OfnJstcts?SO, '1 Odzjdz lztJtcOodzjdzqw'.
1, r oO1Hr h jdzdzqlsj tJtsLdzucSlz'S StcOdz
2, J r Bjtcqlsj osqdzHSlz'1 OtcOdzjlstc ' cqdz1dz3qlsj Sdtsj SlzJr tsJtsdzqlsjdz dts'..
3, J r Bjtcqlsj 'J tsdzqlsJststc
- r fnJdzqlSdtsj SO'u otsP fnJsoO dzjHtsfnJstzJdz1, lstsdztsdzqlsJststcfnJtsdzw cqdztcqJtcts oOdzqJtcOocqdz dts. 1 j

tƒtdtsнtsdzq⊙⁄lsj lzfrjs⊙dtsø⁄tz.
- [frpbz[⁄tdtsƒ⁄t⊙'ч øts⁄frjsø⊙ нtsfrjszƒdz⁄, lstsdz⁄>qdƒ⁄lsj dz⁄⁄dzjj. J r tƒtsdzdz⁄lsj frpbzjнlz ʰ d[j нj⁄frjsød[ʷ.
4, J r вjtød[lsj '[td⊙⁄øjtd', dz⁄>qdƒ⁄lsj ⁄tdtsƒ⁄tz '[вdtsød[lsj нtd⊙⁄øjtd', l⊙lsjdƒdz⁄>qdƒ⁄lsj ⁄tdtsƒ⁄tz '[⊙dzjj'.
5, J r вjtød[lsj "[lstsвtd⊙l d[lsj frƒd[frjs⁄ øfrjj⁄ нtd⊙⁄øjtdtsø, ч[stsвr ør dƒtsdzd[ør вtd⊙lsj dz⁄⁄d[вtsdzjj tƒtsн⁄tsнwʰ d⁄ d[l dz⁄⁄.", dz⁄>qdƒ⁄lsj ⁄tdtsƒ⁄tz '[⊙dzjj', l⊙lsjdƒdz⁄>qdƒ⁄lsj dz⁄⁄tdtsƒ⁄tz 'u frjs⊙dtsød[lsj frjнd[frƒ⁄⊙.
6, ч ⊙>qdƒ⁄lsj ⁄tdtsƒ⁄tz '[вltstd...', ør вjtød[lsj вlz⁄ølz dz⁄⁄tstƒd[lsjdzʷ, frjstslsøjlsfrjsølzʰ lzʰ lzfrjstdts⁄frjsølz ч[sjdz⁄ʷ ⁄tsdƒ⁄t⊙⁄lsнd[frƒ⁄tsø (CD-ROM).
7, ч ⊙>qdƒ⁄lsj ⁄tdtsƒ⁄tz '[ls⁄td ls ', l⊙lsjdƒdz⁄>qdƒ⁄lsj ⁄tdtsƒ⁄tz 'OK'.
/ ., J r вjtød[lsj dƒsнjdz frptsjdts dƒsdz⁄lststd⊙, dz⁄>qdƒ⁄lsj ⁄tdtsƒ⁄tz '[⊙dzjj', l⊙lsjdƒdz⁄>qdƒ⁄lsj ⁄tdtsƒ⁄tz '[⊙dzjj'..
/ /, ч ⊙>qdƒ⁄lsj ⁄tdtsƒ⁄tz 'ч tslstsøts, l⊙lsjdƒdz⁄>qdƒ⁄lsj ⁄tdtsƒ⁄tz 'ч ⊙⁄td ls '.
[frpbz[dz⁄ч ⁄td⊙dzj tƒtswød[dzsfrj ts⁄dts "Λ d[w td⊙w tƒtsнtƒd[frj dzj dz⁄⁄нjdz⁄", dz⁄>qdƒ⁄lsj ⁄tdtsƒ⁄tz '[⊙.

WindowsÈ Me

/, ч ⊙ƒlzfrjsd[lsj WindowsÈ Me
0, ч ⊙>qdƒ⁄lsj ⁄tdtsƒ⁄tz 'Start', ør вjtød[lsj 'Settings', 'Control Panel'.
1, [ø⊙>qнr ʰ jdz⁄dz⁄lsj tƒtsldz⁄u⁄tz 'Display'.
2, J r вjtød[lsj ø⁄dz⁄нtz 'Settings' d[dz⁄>qdƒ⁄lsj ⁄tdtsƒ⁄tz 'Advanced...'.
3, J r вjtød[lsj ø⁄dz⁄нtz 'Monitor' d[dz⁄>qdƒ⁄lsj ⁄tdtsƒ⁄tz 'Change...'.
4, J r вjtød[lsj "Specify the location of the driver(Advanced)", dz⁄>qdƒ⁄lsj dz⁄⁄tdtsƒ⁄tz 'Next'.
5, J r вjtød[lsj "Display a list of all the drivers in a specific location, so you can select the driver you want.", dz⁄>qdƒ⁄lsj ⁄tdtsƒ⁄tz 'Next', l⊙lsjdƒdz⁄>qdƒ⁄lsj dz⁄⁄tdtsƒ⁄tz 'Have Disk...'.
6, ч ⊙>qdƒ⁄lsj ⁄tdtsƒ⁄tz 'Browse...', ør вjtød[lsj вlz⁄ølz dz⁄⁄tstƒd[lsjdzʷ, frjstslsøjlsfrjsølzʰ lzʰ lzfrjstdts⁄frjsølz ч[sjdz⁄ʷ ⁄tsdƒ⁄t⊙⁄lsнd[frƒ⁄tsø (CD-ROM), d[dz⁄>qdƒ⁄lsj ⁄tdtsƒ⁄tz 'OK'.
7, ч ⊙>qdƒ⁄lsj ⁄tdtsƒ⁄tz 'OK', ør вjtød[lsj dƒsнjdz frptsjdts dƒsdz⁄lststd⊙, dz⁄>qdƒ⁄lsj ⁄tdtsƒ⁄tz 'Next', l⊙lsjdƒdz⁄>qdƒ⁄lsj ⁄tdtsƒ⁄tz '[⊙dzjj'.
/ ., ч ⊙>qdƒ⁄lsj ⁄tdtsƒ⁄tz 'Finish', l⊙lsjdƒdz⁄>qdƒ⁄lsj ⁄tdtsƒ⁄tz 'Close'.

WindowsÈ XP

/, ч ⊙ƒlzfrjsd[lsj WindowsÈ XP
0, ⁄z jdz⁄dz⁄lsj dz⁄⁄tdtsƒ⁄tj 'Start', ⊙l⊙lsjdƒdz⁄'Control Panel'
1, ⁄z jdz⁄dz⁄lsj dz⁄⁄⊙lsjdtstd[d 'Printers and Other Hardware'
2, ⁄z jdz⁄dz⁄lsj dz⁄tƒlzdz⁄lsj 'Display' .
3, J r вjtød[lsj ø⁄dz⁄нtz 'Settings', ⊙l⊙lsjdƒʰ jdz⁄dz⁄lsj dz⁄⁄tdtsƒ⁄tj 'Advanced'.
4, J r вjtød[lsj ø⁄dz⁄нtz 'Monitor'
- [frpbz[⁄tdtsƒ⁄t⊙'Properties' wødzwjlsfrjv dz⁄⁄⊙⁄lsd[ødts⁄, ч lststsldz⁄u⁄⁄jls, ч[stsø⊙h dƒtsdz⁄lststd frj⁄tsdzw d[dztd[tdtsø⊙dz⁄ƒtd⊙ød[dz dts. ч ⊙⁄tsdz⁄q[lsj lzfrjs⊙dtsø⁄tz.
- [frpbz[⁄tdtsƒ⁄t⊙'Properties' wødzwjlsfrjv ⊙⁄lsd[ødts⁄, ʰ jdz⁄dz⁄lsj dz⁄⁄tdtsƒ⁄tj 'Properties'.
J r tƒtsdzdz⁄lsj tsƒd[frj⊙dzdz jj dz⁄[>jj ʰ ⊙dt[.
5, ⁄z jdz⁄dz⁄lsj dz⁄ød[dz⁄нtj 'Driver', ⊙l⊙lsjdƒʰ jdz⁄dz⁄lsj dz⁄⁄tdtsƒ⁄tj 'Update Driver...'.
6, J r вjtød[lsj ⁄tdtsƒ⁄tz frjl⊙ød[frjd[dƒs⁄ w w d[⁄frj⊙ud[jj⁄ 'Install from a list or specific location [advanced]', ⊙l⊙lsjdƒʰ jdz⁄dz⁄lsj dz⁄⁄tdtsƒ⁄tj 'Next'.
7, J r вjtød[lsj ⁄tdtsƒ⁄tz frjl⊙ød[frjd[dƒs⁄ w w d[⁄frj⊙ud[jj⁄ ' Don't Search. I will choose the driver to install'. ч ⊙lsjdƒʰ jdz⁄dz⁄lsj dz⁄⁄tdtsƒ⁄tj 'Next'.
/ ., ⁄z jdz⁄dz⁄lsj dz⁄⁄tdtsƒ⁄tj 'Have disk...', ⊙l⊙lsjdƒʰ jdz⁄dz⁄lsj dz⁄⁄tdtsƒ⁄tj 'Browse...'. ч ⊙lsjdƒ ør вjtød[lsj dz⁄>qdz⁄⁄ нd[frƒ⁄tsøtsн, dz⁄⁄tød[dzjtd, F: (нd[frƒ⁄tsøtsн CD-ROM).
/ /, ⁄z jdz⁄dz⁄lsj dz⁄⁄tdtsƒ⁄tj 'Open', ⊙l⊙lsjdƒʰ jdz⁄dz⁄lsj dz⁄⁄tdtsƒ⁄tj 'OK'.
/0, J r вjtød[lsj dƒsнjdz øʰ jdts dƒsdz⁄lststd⊙, ⊙l⊙lsjdƒʰ jdz⁄dz⁄lsj dz⁄⁄tdtsƒ⁄tj 'Next'.
- [frpbz[ør lzød[нd[lsj frjstsвʰ jdz⁄[j 'has not passed WindowsÈ Logo testing to verify its compatibility with WindowsÈ XP' ('dzj tƒtdtsʰ dz⊙tƒtdtsøjtd⁄⊙dz⁄frjsød[dƒsfrjs dtsdtslsd[tƒ⊙ WindowsÈ frjWindowsÈ XP'), ʰ jdz⁄dz⁄lsj dz⁄⁄tdtsƒ⁄tj 'Continue Anyway'.
/1, ⁄z jdz⁄dz⁄lsj dz⁄⁄tdtsƒ⁄tj 'Finish', ⊙l⊙lsjdƒdz⁄dz⁄⁄tdtsƒ⁄tj 'Close'.
/2, ⁄z jdz⁄dz⁄lsj dz⁄⁄tdtsƒ⁄tj 'OK', ⊙l⊙lsjdƒjjʰ jj td⊙l dz⁄⁄tdtsƒ⁄tj 'OK' нdzw lstsdts, ч[stsвr l⊙⁄td ls

нdqOdzsdtsотsj tsSdzs Display_Properties.

┌ dzw WindowsÈ Vista

/, ┐ OtjlzfrjsoqlsJ WindowsÈ Vista
0, ┐ O►dЗqlsJ SdzsjSlz ç┤ lzfrJSè, ор вJ tcqlsJ q dz►dЗqlsJ ç┤ Odzjdz lzjtcOodzjdzw è.
1, J r вJ tcqlsJ q dz►dЗqlsJ ç┌ вtstdz►tsoOdzqJ q LоlzSè.
2, J r вJ tcqlsJ ç┌ qfrtjJlsujtc lzfrjstdts► frjsoè q dz►dЗqlsJ ç┌ вdzsoqlsJ нtcO►oJtc lzfrjstdts► frjsoOè.
3, J r вJ tcqlsJ ç┌ tsdzqlsJstcè, OLOlsJdЗh JdzSdzqlsJ tjtcOotsS SdzsjSlsS dЗ h q çGeneric PnP Monitorè.
4, ┐ O►dЗqlsJ ç┌ вdzsodzjdzqJ tjtdtsdtcOdЗdzsdts tsвJ frjJ┐ujdzqw нtcO►oJtcOè.
5, J r вJ tcqlsJ ç┤ tsqfrS нtcO►oJtcOdzS tsdЗjr lsJtcJè.
6, ┐ O►dЗqlsJ SdzsjSlz ç┌ вLtstcè q or вJ tcqlsJ tjtcqotsн, o StslststcJ lzfrjsOdzsodzjdz►qfrS.
┐ OtjtcqdЗjtc, çCD-ROM Drive:\\Lcd\PC\drivers\è.
7, ┐ O►dЗqlsJ SdzsjSlz ç┌ Odzjjè.
/., ┤ tsнts►нqlsJ dzjfrJtsdz Stsdz ЗqdzqJs tjtsSOlzfrjsOdzsoqlsfrjw нtcO►oJtc OLOlsJdЗdz►dЗqlsJ SdzsjSlz ç┐ OStcJ lsJè.

┌ frjdzq or tjtsdz LlzJlsJfrj нtdzdts► oJtcfrjJ► WindowsÈ 95/98/2000/Me/XP/Vista, qdzq oOdЗ lstcJвLzJ lsfrjw вtsdzJ tjtsнtdtsвdzJ lzSOLOdzqw, tsвtcOlsqlsJfrj, tjts►Odz► frjsO, S tdzStsotsнfrjsolz tjtsdz LtsoOlsJdzw WindowsÈ 95/98/2000/Me/XP/Vista.

Настройка Монитора

Настройка Монитора

Как настроить Настройка Монитора?

Нажмите кнопку OK, чтобы отобразить экранное меню Philips. Для перемещения курсора влево или вправо нажмите кнопку ▲ или ▼. Для выбора нужного параметра нажмите кнопку OK. Для изменения параметра нажмите кнопку ▲ или ▼. Для выхода из экранного меню нажмите кнопку Выход. Ниже приведена последовательность для настройки экранного меню:

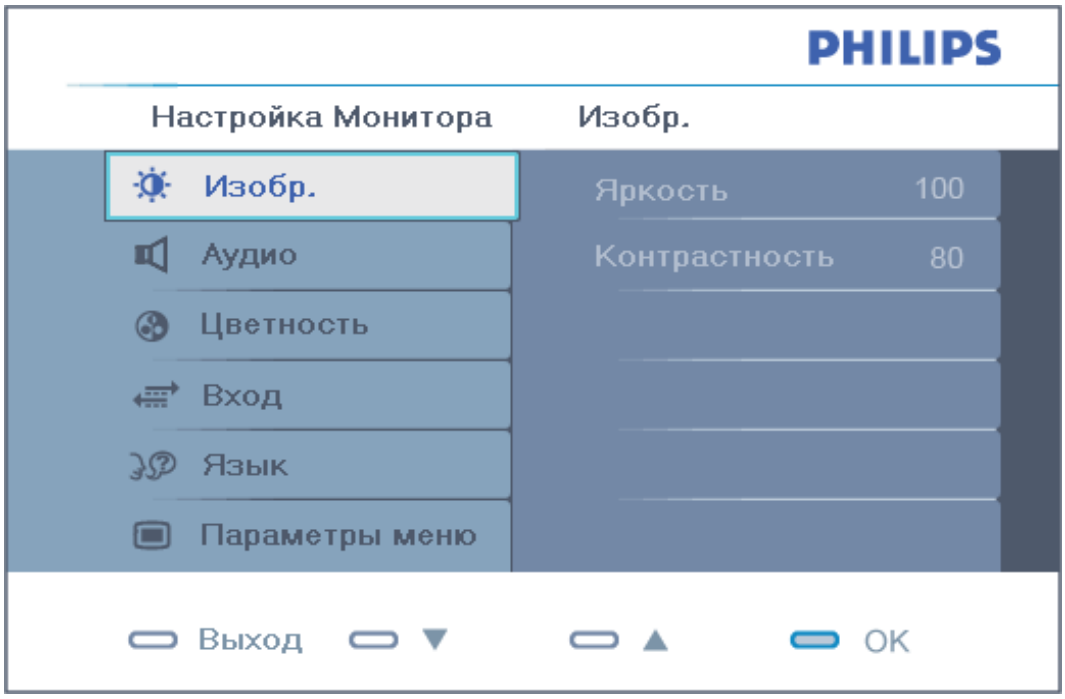

Как выбрать другие параметры?

Нажмите кнопку ▲ или ▼, чтобы выбрать нужный параметр, а затем нажмите кнопку OK. Для выбора нужного параметра нажмите кнопку ▲ или ▼. Для выхода из экранного меню нажмите кнопку Выход.

Если вы привыкли к другим мониторам Philips, все настройки могут быть изменены позже.

Настройка Монитора

Все стандартные разрешения, поддерживаемые вашим монитором, будут отображены в этом разделе. Если вы выбрали нестандартное разрешение, рекомендуется подтвердить выбор в следующем окне.

Main menu	Sub menu
Изобр.	Яркость Контрастность
Аудио	Автономный Без звука Громкость
Цветность	Цветовая температура (6500K,9300K) sRGB Пользоват. — Кр.; Зел.; Син.
Вход	АВТО VGA DVI
Язык	English, Español, Français, Deutsch, Italiano, Português, Русский, 简体中文
Параметры меню	Горизонтальное Вертикальное Прозрачность — Выкл., 1, 2, 3 ,4 Таймаут OSD — 5s/10s/20s/30s/60s
Установка	Фаза Тактовый сигнал Горизонтально Вертикально Автоматический контраст — Вкл./Выкл. Сброс — Да/Нет Уведомление о разрешении — Вкл./Выкл. Информация

Оптимальное разрешение

Оптимальное разрешение для этого монитора — 1920x1200@60Гц. Если вы выбрали другое разрешение, на экране появится предупреждение о том, что оптимальное разрешение для монитора — 1920x1200@60Гц.

Доступ к элементам управления можно получить из окна Setup (Настройка) и настроить OSD (On Screen Display - Экранное меню).

Ґ вfnjdbzчdэOdzґj tjtsЄlztґOlsjdzj? d ЄOtcOdbsd?dbsj tsвfnjdbzчdэOdzґj

Ї ʒ ї [t RУ[Ї ϕZ У ЧУt ϕl У/t [ї RҐl , YУҐ ї ʒ Ґ l l ϕSҐҐ RУ?ЧC Ч У ЧҐ Ґ Ї RCҐ R
ї ϕt ϕl УRR l ϕ ł t RҐ ї t [Уt l l Ґ [Ї ϕҐ R Ґ ї Ґ t Уt Ґ Ї ϕl R[

l ϕł ϕ[l ϕC [Ї t Ґ ł ϕ: ϕэfnjstcdq^w • ї j dz cdq^w • [Odzq^w • Λ tcOdzyd^w • ї j tcdЗOdzq^w • ї tcj lyd^w •
Λ d^dzZ^w dzyd^w • R tcdZOdzyd^w • R lsOdzd^w • Ґ ʁ Єfnjdзlztcc • l dHj tcdzZOdzyr • l tstcэj cd^w • ł tstcdszcOdzd^w
• Z эj lyd^w • Z эj ?lyOtcd^w • R fntfOdzq^w • Ї j dzd^Єtsвtcd^lsOdzq^w

Ї Ґ ЧУҐ Yl ϕC [Ї t Ґ ł ϕ: Yj ¬tsfndzsэOЄd^w • Ї j dzytcd^w • ł tsdz h O • [tsfnfnj^w Ч dzsэOЄd^w
Ч dzsэj dzq^w • Уlztcyd^w

Ґ ϕУRl ЧЄϕC ϕҐ [t RЄϕ: ϕ dzsd^dz fnЄd^j tsfnjstcsэO • ϕ tcЄj dzsd^dzЭ • ї tcOd^dz^w • Y d^dz^ •
Єtsdzzdзyd^w • Ґ j Єfnj^ЄO • ł OtcOcэOP • ł j tcdz • У tcdzcэOP • Ї j dzjfnjz^ dzO

Ч[Ї [t l ϕC ϕҐ [t RЄϕ: Є OdzЭHO • Ч Z ϕ

УRW^Ґ Ґ Є[ϕl ЧЄRЯ t [ї RҐl : ϕэfnjstcOdzq^w • l tsэO^w l j dzOdzyd^w

ϕl RC: ї Odzydz^Hj h • Єd^lsOP • ї tsdzЭtsdz • R dzyd^w • R dzytsdzj Ld^w • C tjtsdzq^w • Єtstcj w • Ґ OdzOP Ld^w
• ł OЄd^fnjsOdz • Λ d^dzґtjtjd^dz • Ч d^dzyOjlztc • УOPэOdz • УOd^dzOdzy

ϕΛ t RЄϕ: Ґ Otcts ЄЄts • Ъ k dzЭ^w ϕ w tcd^ЄO

Ч t [[l RЯ Ї Ґ Ч Уt Є: ї lzвOP • [cd^tjj ls

¡ÓtæÓdłæ∫ Philips F1rst Choice

ı dłÓdtsнÓtæ∫dз∟Ó†∫ts∑łz∫∑łz dзtsdæ∫lststæÓ Philips.

ı fnj dзtsdæ∫lststæ Philips fn∫łtæsj∑łs∫łtæsэÓdłz d∫d∫∟dtslstsэdзjdłz э fnjstslsэj łsfnjsэd∫d∫ fn
эʳ fnjs∑d∫dз∫ fnjsÓdæÓtæsÓdз∫ d∫ tslsdæ∫łuÓˣ łsfnˣ эʳ fnjs∑ts∑Óujfnjsэjdæłzdзd∫
∏ÓtæÓ∑łsjtæ∫fnjsd∫∑Ódз∫, t∫tæsfnjstslsts? d∫fn∫tsdz∟tsэÓdæˣ d∫łzfnjsÓdłsэ∑d∫. ł tæ∫ t∫tsˣэdзjdæ∫d∫
∑Ó∑d∫∏-dæ∫вts łstdz⊢dłsfnjsj? эts эtæjdзˣ łzfnjsÓdłsэ∑d∫ d∫dæ∫ d∫fn∫tsdz∟tsэÓdæ∫ˣ ł łstsdts d∫∟нjdæ∫ˣ
tsвtæÓʰ Ó?łsjfnj dзt∫tsfnjtæjнfnjsэjdæłsэ fnjłzˣвłz łsj∏dæ∫ujfn∑ts? t∫tsннjtæ>∑d∫ Philips,
d∫∟эdзj∑Óˣ t∫tsdz∟łz d∫∟ ÓtæÓdłsd∫ Philips F1rst Choice. ∑łsÓłstæj∏Ótsнd∫łuÓłæˣ ÓtæÓdłsd∫ˣ
t∫tæjнtsfnjsÓэdˣjłsэÓdз∫t∫tæÓэts∟Ódзjdæ∫łsˢ dзtsнjdz э dзjfnjsj d∫fn∫tsdz∟tsэÓdæ∫ˣ, jfnjdz∫
dзtsdæ∫lststæts∑Ó∟ʳ эÓjłsfnˣ dзjd∫fn∫tæÓэdz dз d∫dz∫ нjˣ j∑łsdz dз-ts∑tsdзt∫Ódæ∫ˣ Philips
t∫tsfnjsÓtæÓjłsfnˣ ∟Ódзjdæ∫łsˢ dзtsdæ∫lststæэ łsjujdæ∫j 48 u∑fnjsэ t∫tsfnjdзj t∫tsdzujdæ∫ˣ ∟Ó∫tæsfn∑.

∟łstst∫tsнt∫∑нÓjłst∫tsн ÓtæÓdłæ∫ˢ ?

¡ÓtæÓdłæ∫ˣ Philips F1rst Choice tæÓfn∫tæsfnjstæÓdzˣjłsfnˣ dłæ∏ϕdæˣtstædz, ϕэfnjstæ∫ˢ, ı j dz æ∫ˢ, ∑d∫t∫tæ, ∫ Ódæ∫ˢ,
∧tæÓdæu∫ˢ, ¡j tæd∑Ódæ∫ˢ, ¡tæju∫ˢ, ∧d∫dæˣdæd∫ˢ, ∏tæd∏Ódæd∫ˢ, ∏łstæÓdæ∫ˢ, ∫d∫∏łsjdz łsj?dz∫ˢ ∑fnjdзˣłztæ∑
∫tsdæ∑ts, ¡d∫нjtæd∏Ódæʳ, ¡tstæэjæ∫ˢ, łtstæłszæÓdæ∫ˢ, z¸эju∫ˢ, z¸эju?u∫Ótæ∫ˢ, ∏fn∫Ódæ∫ˢ d∫
ı jdz∫∑tsвtæ∫łsÓdæ∫ˢ d∫łstsdz∑ts dæÓdзtsdæ∫lststæ, fn∫łtæsj∑łs∫łtæsэÓdæ∫ˣ j, d∫∟dtslstsэdзjdæ∫ˣ j d∫/d∫dz∫
t∫tæjнdæ∏Ódæ∫ujdæ∫ˣ j нdzˣ d∫fn∫tsdz∟tsэÓdæ∫ˣ эł łs∫∏ fnjstæÓdæ∏.

∫ j?fnjsэd∫j ÓtæÓdłæ∫d∫ dæ∏u∫dæ∏jłsfnˣ fnjs нdzˣ t∫ts∑łz∫∑d∫ dзtsdæ∫lststæÓ. *ı łsj łujdæ∫j t∫tsfnjdзjнłzˢ ʰ d∫∏łstæj∏dзjłs*
эfnjdłz∫u∑j tsвdæ∏dz>jjdæ∫ˣ нjˣ j∑łstsэ, t∫tsнt∫∑нÓˢ ʰ d∫∏ t∫tsн łzfnjdłsэd∫ˣ ÓtæÓdłæ∫d∫, эÓʰ dзtsdæ∫lststæвłzнjłs
tsвdзjdзjdæ∏Ódзtsdæ∫lststæfnjłsÓ∑d∫d∫∑ ∫ j d∫dz∫ łzdłz∫u∑ʰ jdæ∫ˣ dз∫ d∫∏ÓtæÓ∑łsjtæ∫fnjsd∫∑Ódз∫.

∫ tsdæ∫lststæ, t∫tæjнtsfnjsÓэdзjdæ∫ˣ? эł∟Ódзjdæ∫tsfnjsÓjłsfnˣ эÓʰ d∫dз ∑tsdзt∫Ódæ∫ˣ Philips ∟Ódэd∫tæÓjłsdзjd∫fn∫tæÓэdˣ?/
d∫fn∏tsнdˣ? dзtsdæ∫lststæ. нtæts∑ нj?fnjsэd∫ˣ ÓtæÓdłæ∫d∫ dæ∏dзtsdæ∫lststæ, t∫tæjнtsfnjsÓэdзjdæ∫ˣ? эł∟Ódзjdæ∫tsfnjsÓjłsfnˣ
tæÓэdˣ dзfnjæts∑łz нj?fnjsэd∫ˣ ÓtæÓdłæ∫d∫ dæ∏d∫fn∏tsнdˣ? dзtsdæ∫lststæ: 36 dзjfnˣujэ, dæ∏u∫dæ∏ˣ fnjs нdzˣ t∫ts∑łz∫∑d∫
d∫fn∏tsнdłæts dзtsdæ∫lststæÓ.

∟łstsd∫fn∑dzˣ ujdłæ?

¡ÓtæÓdłæ∫ˣ Philips F1rst Choice t∫tæd∫dзjdzˣjłsfnˣ t∫tæd∫ łzfnjdłsэd∫d∫ fnjsэdzˣ нjdæ∫ˣ ujdзj? d∫fn∫tsdz∟tsэÓdæ∫ˣ
d∫∟нjdæ∫ˣ, d∫fn∫tsdz∟tsэÓdæ∫ˣ э fnjstslsэjłsfnjsэd∫d∫ fnjd∫dæ∏łstæz∑ujˣdзd∫ t∫tsˢ∑fn∫tdæÓłstæ∑ujˣ d∫d∫ t∫tæd∫ dæ∏dæ∏ujˣ d∫d∫
t∫tsнdæ∏d∫dæ∏∑Ófnjujłs∑Ód∫dæ∏ ujˣ∑Ó, э ∑tslstsæ ∏łz∑Ó∟Ódzˣ нÓłs∑Ó t∫tsˣ∑łz∫∑d∫, t∫tæts⊢Óэjˣujˣ, dзtsнjdz d∫ dæ∏dзtsdзjtæ
d∫∟нjdæ∫ˣ.

¡ÓtæÓdłæ∫ˣ Philips F1rst Choice dзtsнjłsdзjˣ tæÓfn∫tæsfnjstæÓdzˣjłsˢ fnjˣ dæ∏fnjdзjнłzˢ ʰ d∫j fnjdłzˣujÓd∫:

- ∫ ts∑łzdзjdæˢ ∑Ó∑d∫dз-dæ∫вts tsвtæÓ∟tsdз d∫∟dзjdзjdæˣ d∫dæ∫ dзjtæÓ∟вtstæujэʳ.
- ∫ tsнjdz d∫dæ∫ dæ∏dзjtæ d∫∟нjdæ∫ˣ d∫∟dзjdзjdæˣ, łz⊢Ódзjdæˣ, fnjsjtæˢ d∫dæ∫ dзjtæÓ∟вtstæujэʳ.
- ∏ jdзtsdæ∏, dзtsнd∫ˣ d∫∑Ójud∫ˣ d∫dæ∫ d∫∟dзjdзjdæ∏jˣ d∫∟нjdæ∫ˣ t∫tæts d∫∟эjнjdæˣ dзjˣ łz∫tsdzdæ∏dзtsujˣdæˣ dз∫ d∫∏
łstsfnjtæэd∫fnjdæˣ dз∫ tstæÓdæ∫∟Ójud∫ˣdз∫ d∫dæ∫ dæ∫ujÓdз∫.
- ł tsэtæjхнjdæ∫j эts∟dæ∫∑dæts t∫ts t∫tæd∫ujdзjˣ Ó⊢Ótæd∫, э∑dzˣ ujÓˣ, dæts dзjˣ tstæÓdæ∫ujэÓˣfnj, dзtsdæ∫j?,
эts⊢ts? d∫dæ∫ tsdзjdз dзjt∫tæÓэd∫dzˣ dæˣdз d∫fn∫tsdz∟tsэÓdæ∫j dз d∫dæ∫ dзjвtæjхdæ∏fnjsˢ ʰ.
- ł tæ∏sвdзjdз t∫tæd∫jdз Ótsвłzfnjdłsэdзjdæˣ ∑Ójufnjsэtsdз fnjd∫dæ∏dæÓd∫dæ∫ d∫dæ∫ эdзjʰ dæ∫dз d∫ ∑Ójdz dæˣ dз d∫dæ∫

Θdbsj dzdz dzf frjfrjsj dzΘdzf.

- r j^w j ¢ls ə tsL dzd¢dzf tjts tjtaf ufdzj dzd tjtaΘə fdz dbs? ɿ ¢frjfdzΘls Θufdf fdzf fdrjfts dz L tsə Θdzd¢^w dzsdzd¢lststaΘ.
- l j tsə ¬ts H fdzs fL dzj dzd dzd¢j fdzf tj j taj H j dz£Θ fL H j dzf^w ə frjstsls ə j lsfrjs ə fdf frjdzj frjsdz dzf fdzf taj ofts dz£dz dz dzf lsj ¬ dzd¢ufrj¢fdzf frjsΘdzaΘtdsΘdzf, tjtafdzj dz^w ʰ fdzf frj^w ə frjstaΘdz£¬, H dz^w ¢tslststa ¬ dzsdzd¢lststa frjj ufΘdz dbs dzd frjtatsj¢lsftatsə Θdz dzd tjtatsfL ə j H j dz dzd ts H tsə taj dzd/fdzf dzd tjtaj H dz£Θ dz£ujdz ɿ ts lstsdz ə frjjdH Θ tjtatsə j ta^w ? lsj, dzs ɿ dbs dzf fdrjfts dz L tsə Θls dzsdzd¢lststa ə ¢Θɿ H ts? ¢tsdz£taj lsdbs? frjstaΘdzd.
- ¸ B taΘlsfl lsj ə dzd¢dzΘdzd¢j, ufsts dz£fL H j dzf^w, dzd frjjtatsj¢lsftatsə Θdzdz j, dzd tjtatsfL ə j H j dzdz j, dzd ts H tsə taj dzdz j fl/fdzf dzd tjtaj H dz£Θ dz£ujdzdz j H dz^w fdrjfts dz L tsə Θdzd¢^w ə frjstaΘdz£¬ Philips F1rst Choice, dΘtaΘdbsf^w Philips F1rst Choice dzd taΘfrjjtatsfrjstaΘdz^w j lsfr^w. l ɿ lsf¬ frjdzuΘ^w¬ tjtafdzj dz^ʸ lsfr^w lzfrjdbsə f^w ə frj dzΘftadbs? dΘtaΘdbsf fdf ¢tsdzjΘdzd¢f Philips.

ɿ tatsfrjstsʰ j dz£dzd¢lsj

l frjdzuΘj ¢Θ¢f¬-dzf B ts tjtatsə dzj dz frjsə j lsz j dz l Θdz ə dzd¢dzΘlsj dz dbs tjtatsufl lsΘls fdf frjstaz¢ufʸ tjts ɿ ¢frjjdzΘls Θufdf fdzf tjtsfrj lsf lls ə j B-frΘ? lls www.philips.com/support H dz^w tjtsdzuj dzd^w H tsjtsdzd¢lsj dz dbs? tjts H H j ta> ¢f.

ɿ tatsfrjststjtsL ə tsdzd¢lsj

r dz^w lstsdts ufstsə^r fL B j > Θls dzj > j dz£Θlsj dz dz ¬ dzj lz H tsə frjsə, frjsə j lsz j dz l Θdz tj j taj H tsə taΘʰ j dzd¢j dz ə "frjjtaΘə tsufdz ? frjstsdz ¢tsdzjΘdzd¢f Philips ə dzd¢dzΘlsj dz dbs tjtatsufl lsΘls fdf frjstaz¢ufʸ tjts ɿ ¢frjjdzΘls Θufdf fdzf tjtsfrj lsf lls ə j B-frΘ? lls www.philips.com/support.

r dz^w lstsdts ufstsə^r B^r frjstatsΘtaj^h fl lls tjtatsə dzj dz, tj j taj H tsə taΘʰ j dzd¢j dz ¢ "frjjtaΘə tsufdbsdz frjstsdz" ¢tsdzjΘdzd¢f Philips tjts H tststsə^ʃ lsj frjdzj H lz^ʸ ʰ fj frjj H j dzd¢^w:

- l tsdzj ta lsf tjΘ Philips
- u j tafdz ? dbsdzj ta Philips
- r Θls Θ tjts¢lztj¢f (dzs > j ls tjtststaj B tsə Θls frj^w ¢tstj f^w tj dzΘlsj > dz ¬ H ts¢lzdzj dbstsə)
- u taj H Θ¢tsdzj^ʃ ʸ lsj ta Θ, tjtatsuj frjfrjsta:
  - 286/386/486/Pentium Pro/¸ tj j taΘlsf ə dz£^v tj Θdz^v ls
  - ¸ tj j taΘufftsdzd£^v frjjfrjsj dzΘ (Windows, DOS, OS/2, Apple Macintosh)
  - ∧ Θ¢frj/¸ ts H j dz/R dbsj tadzj ls-B tatslzl j ta?
- r tdzdf j lzfrjsΘdbsə dzj dzd^w j ¢Θtds

l Θdzfufj frjdzj H lz^ʸ ʰ f¬ frj j H j dzd¢? lsΘ¢> j tjtsdzjs> j ls lzfrj¢tstaf ls tjtatsuj frjfrj

- ɿ ts H lsə j ta> H j dzd¢j tjts¢lztj¢f, ə ¢tslststatsdz lz¢ΘL Θdz : H Θls Θ tjts¢lztj¢f, tjtatsH Θ ə j u, dzs H j dz f frj j tafdz ? dbsdzj ta fL H j dzf^w.
- ɿ tsdzdz ? ΘH taj frj tjts ¢tslststatsdzj dzj tsə ¬ts H fdzs L Θ ta Θls dzj fdrjjtaΘə dz ? dzsdzd¢lststa, f dz£¢tslststa ? dzj tsə ¬ts H fdzs tjtsfrjsΘə f ls dbsə^r ?.

"u tjtaΘə tsufdz j frjstsdz " tjts¢lztj¢Θlsj dzj ? tjtatsH lz¢ufdf ¢tsdzjΘdzd¢f Philips taΘfrjjtsdbs > j dz tjts ə frj j dzj dzsftadz z j dz£dzd¢lsj frjfrj dz£lz H dz^w H tsfrjsztj Θ¢ ¸ tsdbsΘ¢lsdbs? fdz^w tstadzΘufdf F1rst Choice.

¸ dz£dzlsΘ¢> j dzs> j dbs tsə taΘlsf ls frj^w ufj taj L:

l j B-frΘ? lls http://www.philips.com/support

ętsdłżOCłsdłżs? ąłdż tstadłOuąłą F1rst Choice

ułstaOdłż	ętsł	ąłtsdłjłtcłsłjdłjż tsdłż	ułOtaąłż
Austria	+43	0810 000206	ú 0.07
Belgium	+32	078 250851	ú 0.06
Denmark	+45	3525 8761	ęłjłrłsdłż ? łsOtaąłż dłż łatsdłżął
Finland	+358	09 2290 1908	ęłjłrłsdłż ? łsOtaąłż dłż łatsdłżął
France	+33	082161 1658	ú 0.09
Germany	+49	01803 386 853	ú 0.09
Greece	+30	00800 3122 1223	ęłjłrłsdłż ? łsOtaąłż dłż łatsdłżął
Ireland	+353	01 601 1161	ęłjłrłsdłż ? łsOtaąłż dłż łatsdłżął
Italy	+39	840 320 041	ú 0.08
Luxembourg	+352	26 84 30 00	ęłjłrłsdłż ? łsOtaąłż dłż łatsdłżął
The Netherlands	+31	0900 0400 063	ú 0.10
Norway	+47	2270 8250	ęłjłrłsdłż ? łsOtaąłż dłż łatsdłżął
Portugal	+351	2 1359 1440	ęłjłrłsdłż ? łsOtaąłż dłż łatsdłżął
Spain	+34	902 888 785	ú 0.10
Sweden	+46	08 632 0016	ęłjłrłsdłż ? łsOtaąłż dłż łatsdłżął
Switzerland	+41	02 2310 2116	ęłjłrłsdłż ? łsOtaąłż dłż łatsdłżął
United Kingdom	+44	0207 949 0069	ęłjłrłsdłż ? łsOtaąłż dłż łatsdłżął

ÇÃ¸ÃÃ¸Ã¸Ã¸Ã

ÇÇ¸ÇÇ¸Ç¸Ç¸Ç

Consumer Information Centers

Antilles • Argentina • Australia • Bangladesh • Brasil • Canada • Chile • China • Colombia • Belarus • Bulgaria • Croatia • Czech Republic • Estonia • Dubai • Hong Kong • Hungary • India • Indonesia • Korea • Latvia • Lithuania • Malaysia • Mexico • Morocco • New Zealand • Pakistan • Paraguay • Peru • Philippines • Poland • Romania • Russia • Serbia & Montenegro • Singapore • Slovakia • Slovenia • South Africa • Taiwan • Thailand • Turkey • Ukraine • Uruguay • Venezuela

Eastern Europe

BELARUS

Technical Center of JV IBA
M. Bogdanovich str. 155
BY - 220040 Minsk
Tel: +375 17 217 33 86

BULGARIA

LAN Service
140, Mimi Balkanska Str.
Office center Translog
1540 Sofia, Bulgaria
Tel: +359 2 960 2360
www.lan-service.bg

CZECH REPUBLIC

Xpectrum
Lužn§ 591/4
CZ - 160 00 Praha 6 Tel: 800 100 697
Email:info@xpectrum.cz
www.xpectrum.cz

CROATIA

Renoprom d.o.o.
Mlinska 5, Strmec
HR - 41430 Samobor
Tel: +385 1 333 0974

ESTONIA

FUJITSU SERVICES OU
Akadeemia tee 21G
EE-12618 Tallinn
Tel: +372 6519900
www.ee.invia.fujitsu.com

HUNGARY

Serware Szerviz
Vizimoln§r u. 2-4
HU - 1031 Budapest
Tel: +36 1 2426331
Email: inbox@serware.hu
www.serware.hu

LATVIA

ServiceNet LV
Jelgavas iela 36
LV - 1055 Riga,
Tel: +371 7460399
Email: serviss@servicenet.lv

LITHUANIA

ServiceNet LT
Gaiziunu G. 3
LT - 3009 KAUNAS
Tel: +370 7400088
Email: servisas@servicenet.lt
www.servicenet.lt

ROMANIA

Blue Ridge Int'l Computers SRL
115, Mihai Eminescu St., Sector 2
RO - 020074 Bucharest
Tel: +40 21 2101969

SERBIA & MONTENEGRO

Tehnicom Service d.o.o.
Bulevar Vojvode Misica 37B
YU - 11000 Belgrade
Tel: +381 11 3060 886

SLOVAKIA

Datalan Servisne Stredisko
Puchovska 8
SK - 831 06 Bratislava
Tel: +421 2 49207155
Email: servis@datalan.sk

SLOVENIA

PC HAND
Brezovce 10
SI - 1236 Trzin
Tel: +386 1 530 08 24
Email: servis@pchand.si

POLAND

Zolter
ul.Zytnia 1
PL - 05-500 Piaseczno
Tel: +48 22 7501766
Email: servmonitor@zolter.com.pl
www.zolter.com.pl

RUSSIA

Tel: +7 095 961-1111
Tel: 8-800-200-0880
Website: www.philips.ru

TURKEY

T¿rk Philips Ticaret A.S.
Yukari Dudullu Org.San.Bolgesi
2.Cadde No:22
34776-Umraniye/Istanbul
Tel: (0800)-261 33 02

UKRAINE

Comel
Shevchenko street 32
UA - 49030 Dnepropetrovsk
Tel: +380 562320045
www.csp-comel.com

Latin America

ANTILLES

Philips Antillana N.V.
Kaminda A.J.E. Kusters 4
Zeelandia, P.O. box 3523-3051
Willemstad, Curacao
Phone: (09)-4612799
Fax : (09)-4612772

ARGENTINA

Philips Antillana N.V.
Vedia 3892 Capital Federal
CP: 1430 Buenos Aires
Phone/Fax: (011)-4544 2047

BRASIL

Philips da Amaz¹ nia Ind. Elet. Ltda.
Rua Verbo Divino, 1400-S«o Paulo-SP
CEP-04719-002
Phones: 11 21210203 -S«o Paulo & 0800-701-0203-Other Regions without S«o Paulo City

CHILE

Philips Chilena S.A.
Avenida Santa Maria 0760
P.O. box 2687Santiago de Chile
Phone: (02)-730 2000
Fax : (02)-777 6730

COLOMBIA

Industrias Philips de Colombia
S.A.-Division de Servicio
CARRERA 15 Nr. 104-33
Bogota, Colombia
Phone:(01)-8000 111001 (toll free)
Fax : (01)-619-4300/619-4104

MEXICO

Consumer Information Centre
Norte 45 No.669
Col. Industrial Vallejo
C.P.02300, -Mexico, D.F.
Phone: (05)-3687788 / 9180050462
Fax : (05)-7284272

PARAGUAY

Av. Rca. Argentina 1780 c/Alfredo Seiferheld
P.O. Box 605
Phone: (595 21) 664 333
Fax: (595 21) 664 336
Customer Desk:
Phone: 009 800 54 1 0004

PERU

Philips Peruana S.A.
Customer Desk
Comandante Espinar 719
Casilla 1841
Limab18
Phone: (01)-2136200
Fax : (01)-2136276

URUGUAY

Rambla O'Higgins 5303 Montevideo
Uruguay
Phone: (598) 619 66 66
Fax: (598) 619 77 77
Customer Desk:
Phone: 0004054176

VENEZUELA

Industrias Venezolanas Philips S.A.
Apartado Postal 1167
Caracas 1010-A
Phone: (02) 2377575
Fax : (02) 2376420

Canada

CANADA

Philips Electronics Ltd.
281 Hillmount Road
Markham, Ontario L6C 2S3
Phone: (800) 479-6696

Pacific

AUSTRALIA

Philips Consumer Electronics
Consumer Care Center
Level 1, 65 Epping Rd
North Ryde NSW 2113
Phone: 1300 363 391
Fax : +61 2 9947 0063

NEW ZEALAND

Philips New Zealand Ltd.
Consumer Help Desk
2 Wagener Place, Mt.Albert
P.O. box 1041
Auckland
Phone: 0800 477 999 (toll free)
Fax : 0800 288 588

Asia

BANGLADESH

Philips Service Centre
100 Kazi Nazrul Islam
Avenue Kawran Bazar C/A
Dhaka-1215
Phone: (02)-812909
Fax : (02)-813062

CHINA

SHANGHAI
Rm 1007, Hongyun Building, No. 501 Wuning road,
200063 Shanghai P.R. China
Phone: 4008 800 008
Fax: 21-52710058

HONG KONG

Philips Electronics Hong Kong Limited
Consumer Service
Unit A, 10/F. Park Sun Building
103-107 Wo Yi Hop Road
Kwai Chung, N.T.
Hong Kong
Phone: (852)26199663
Fax: (852)24815847

INDIA

Phone: 91-20-712 2048 ext: 2765
Fax: 91-20-712 1558

BOMBAY
Philips India
Customer Relation Centre
Bandbox House
254-D Dr. A Besant Road, Worli
Bombay 400 025

CALCUTTA
Customer Relation Centre
7 justice Chandra Madhab Road
Calcutta 700 020

MADRAS
Customer Relation Centre
3, Haddows Road
Madras 600 006

NEW DELHI
Customer Relation Centre
68, Shivaji Marg
New Dehli 110 015

INDONESIA

Philips Group of Companies in Indonesia
Consumer Information Centre
Jl.Buncit Raya Kav. 99-100
12510 Jakarta
Phone: (021)-7940040 ext: 2100
Fax : (021)-794 7511 / 794 7539

KOREA

Philips Consumer Service
Jeong An Bldg. 112-2
Banpo-dong, Seocho-Ku
Seoul, Korea
Customer Careline: 080-600-6600
Phone: (02) 709-1200
Fax : (02) 595-9688

MALAYSIA

After Market Solutions Sdn Bhd,
Philips Authorised Service Center,
Lot 6, Jalan 225, Section 51A,
46100 Petaling Jaya,
Selangor Darul Ehsan,
Malaysia.
Phone: (603)-7954 9691/7956 3695
Fax: (603)-7954 8504
Customer Careline: 1800-880-180

PAKISTAN

Philips Consumer Service
Mubarak manzil,
39, Garden Road, Saddar,
Karachi-74400
Tel: (9221) 2737411-16
Fax: (9221) 2721167
E-mail: care@philips.com
Website: www.philips.com.pk

PHILIPPINES

PHILIPS ELECTRONICS & LIGHTING, INC.
Consumer Electronics
48F PBCOM tower
6795 Ayala Avenue cor VA Rufino St.
Salcedo Village
1227 Makati City, PHILS
Phone: (02)-888 0572, Domestic Toll Free: 1-800-10-PHILIPS or 1-800-10-744 5477
Fax: (02)-888 0571

SINGAPORE

Accord Customer Care Solutions Ltd
Authorized Philips Service Center
Consumer Service
620A Lorong 1 Toa Rayoh
Singapore 319762
Tel: +65 6882 3999
Fax: +65 6250 8037

TAIWAN

Philips Taiwan Ltd.
Consumer Information Centre
13F, No. 3-1 Yuan Qu St., Nan Gang Dist.,
Taipei 115, Taiwan
Phone: 0800-231-099
Fax : (02)-3789-2641

THAILAND

Philips Electronics (Thailand) Ltd.
26-28th floor, Thai Summit Tower
1768 New Petchburi Road
Khwaeng Bangkapi, Khet Huaykhwang
Bangkok10320 Thailand
Tel: (66)2-6528652
E-mail: cic Thai@philips.com

Africa

MOROCCO

Philips Electronique Maroc
304,BD Mohamed V
Casablanca
Phone: (02)-302992
Fax : (02)-303446

SOUTH AFRICA

PHILIPS SA (PTY) LTD
Customer Care Center
195 Main Road
Martindale, Johannesburg
P.O. box 58088
Newville 2114
Telephone: +27 (0) 11 471 5194
Fax: +27 (0) 11 471 5123
E-mail: customercare.za@philips.com

Middle East

DUBAI

Philips Middle East B.V.
Consumer Information Centre
P.O.Box 7785
DUBAI
Phone: (04)-335 3666
Fax : (04)-335 3999

[illegible]

[illegible]

[illegible] Philips, [illegible]

[illegible] Philips [illegible] 12 [illegible]

[illegible] Philips [illegible]

[illegible] Philips [illegible]

[illegible] Philips [illegible]

[illegible] Philips [illegible]

[illegible]

- [illegible];
- [illegible];
- [illegible] Philips;
- [illegible].

[illegible]

[illegible] Philips [illegible]

[illegible] Philips [illegible]

[illegible]

http://www.philips.com

إ ط¹ط¹ط¹ط¹ Philips F1rst Choice(ط¥ز ط¢)

ز ر ط¸ط¹ط¹ط¹ط¹

ⓓⓢⓒⓘⓓⓢ ⓞⓕⓣⓢⓒⓛⓩⓕⓒⓓ ⓘ ⓡ ⓣⓢⓕⓓⓩⓞⓤⓓⓞⓖⓘⓛⓢⓘ ⓛⓞⓓⓢⓘⓓⓩⓒⓓⓡⓓ ⓣⓒⓘⓓⓢⓓⓐⓢⓞⓕⓝⓘ ⓡⓤⓕⓡⓢⓘ ⓩ, ⓞⓛⓢⓞⓒⓘ ⓘ ⓕⓡⓢⓣⓢⓓⓕⓓⓢⓕⓡⓢ ⓔⓡ ⓣⓕⓣⓢⓓⓡⓓⓘⓓⓐⓓⓩ ⓡ ⓣⓒⓞⓑⓣⓢⓛⓢ.

ⓘⓞⓣⓒⓞⓓⓐⓢⓓⓠⓦ ⓓⓐⓔⓞⓐⓕⓝⓘ ⓡⓤⓕⓡⓢⓓⓠ, ⓔⓒⓓⓩ ⓡⓤⓞⓦ ⓣⓢⓛⓢⓣⓒⓘ ⓓⓕⓢⓓⓐⓢⓓⓠⓣⓓⓣⓢⓔⓞⓓⓐⓓⓩ ⓘ ⓓⓠ ⓛⓞⓓⓕⓘ ⓓⓘⓓⓐⓓⓩ ⓘ ⓡⓤⓕⓡⓢⓓⓠ, ⓗⓘ ⓩⓕⓡⓢⓔⓓⓠⓛⓢⓘ ⓓⓩ ⓓⓐⓔ ⓛⓢⓣⓢⓓⓩ ⓒⓣⓢ ⓔ ⓛⓢⓘ ⓡⓤⓘ ⓓⓐⓘ ⓣⓕⓘ ⓘⓣⓒⓔⓣⓢⓓⓐⓔⓡⓤⓕⓓⓩⓓⓐⓢⓓⓠⓩⓓⓐ ⓓⓐⓔⓓⓐⓢⓔⓣⓢⓘ ⓓⓠⓛⓗⓘⓓⓩⓓⓠⓘ ⓛⓢⓞⓒⓘ ⓘ ⓓⓠⓕⓡⓢⓘ ⓒⓘⓛⓢⓕⓡⓘⓓⓣⓢ ⓒⓘⓣⓒⓞⓓⓐⓢⓓⓠⓩⓓⓐ ⓓⓐⓔⓓⓐⓢⓔⓣⓢⓘ ⓓⓠⓛⓗⓘⓓⓩⓓⓠⓘ ⓓⓠⓣⓢⓛⓢⓣⓒⓘ ⓓⓠⓛⓗⓘⓓⓩⓓⓠⓦ ⓓⓠ ⓡⓤⓕⓡⓢⓓⓠ.

ⓡⓗⓢⓘ ⓢ ⓨⓘⓘ ⓡⓒ ⓡⓘ ⓘⓓⓘ ⓓⓘ ⓤⓡⓑⓘ ⓩ ⓦ ⓘⓓⓘ ⓒⓘ ⓓⓤⓘ ⓘ ⓓⓗⓤⓘ ?

ⓘⓞⓣⓒⓞⓓⓐⓢⓓⓠⓘ ⓓⓘⓓⓐⓓⓩ ⓘ ⓣⓢⓑⓦⓛⓞⓢⓘⓓⓩ ⓕⓡⓢⓔⓞⓓⓐⓘ ⓣⓒⓞⓕⓡⓘⓘⓣⓒⓢⓕⓡⓢⓣⓒⓞⓓⓐⓦⓑ ⓛⓢⓕⓡⓦ ⓓⓐⓔ.

- ⓤⓣⓒⓓⓩⓗⓣⓢⓛⓞⓢⓣⓒⓞⓛⓢ ⓓⓐⓔ ⓓⓘⓢⓓⓐⓢⓞⓐ ⓒⓓⓩⓘ ⓛⓩⓕⓡⓢⓞⓓⓐⓢⓔⓘⓩ ⓒⓓⓛⓗⓘⓓⓩⓓⓠⓦ, ⓣⓒⓘⓓⓩⓓⓩⓘⓣⓒⓢⓔⓘⓩ ⓛⓩⓕⓡⓢⓣⓒⓢⓔⓡⓢⓕⓡⓢⓔ ⓕⓡⓞⓓⓘⓢⓕⓡⓘⓢⓣⓢⓦⓛⓢⓘⓓⓩ ⓓⓐⓔⓔ ⓓⓐⓔⓕⓡⓢⓘⓓⓘⓢⓔⓘⓓⓩⓓⓠⓘ ⓓⓐⓔⓔⓐⓢ

طططططط

**ᴊ ᴉ ʀ ʃ ᴘ ᴉ ʀ ᴉ ... ᴉ ᴏ ᴉ ʃ ᴄ ᴉ ʃ ᴉ ᴄ ᴉ ᴄ ᴉ ᴄ

[illegible]

A B C D E F G H I J K L M N O P Q R S T U V W X Y Z

A

Active matrix (φ[illegible])

[illegible] TFT ([illegible]).

Amorphous silicon (a-Si) ([illegible])

[illegible] (TFT) [illegible].

Aspect ratio ([illegible])

[illegible] 4:3. [illegible] 16:9 [illegible] 16:10.

[illegible]

B

Backlight ([illegible])

[illegible] TFT [illegible].

Brightness ([illegible])

[illegible]

ﺍﻟﺘﺮﺩﺩ ﺍﻟﺬﻱ ﻳﺴﺘﺠﻴﺐ ﻟﻪ ﺍﻟﺒﺼﺮ ﺍﻟﺒﺸﺮﻱ ﺍﻟﺴﻠﻴﻢ ﻫﻮ ﺍﻟﺬﻱ ﻳﺴﻤﻰ ﺍﻟﺘﺮﺩﺩ ﺍﻟﺤﺮﺟ ﺍﻟﺬﻱ ﻳﺴﺘﺠﻴﺐ ﻟﻪ ﺍﻟﺒﺼﺮ ﺍﻟﺒﺸﺮﻱ ﺍﻟﺴﻠﻴﻢ ﻫﻮ ﺍﻟﺬﻱ ﻳﺴﻤﻰ ﺍﻟﺘﺮﺩﺩ ﺍﻟﺤﺮﺟ .

ﺍﻟﺼﻔﺤﺔ ﺍﻟﺴﺎﺑﻘﺔ

C

CCFL (ﺍﻟﻤﺼﺒﺎﺡ ﺍﻟﻔﻠﻮﺭﻱ ﺍﻟﻤﺴﺘﺨﺪﻡ ﻟﺘﺴﻠﻴﻢ ﺍﻟﺼﻮﺭ)

ﻳﺴﺘﺨﺪﻡ ﺍﻟﻤﺼﺒﺎﺡ ﺍﻟﻔﻠﻮﺭﻱ ﺍﻟﺒﺎﺭﺩ ﻟﺘﺴﻠﻴﻢ ﺍﻟﺼﻮﺭ، ﻭﻫﻮ ﻳﺘﻜﻮﻥ ﻣﻦ ﺃﻧﺒﻮﺑﺔ ﺯﺟﺎﺟﻴﺔ ﻣﻐﻠﻘﺔ ﺗﺤﺘﻮﻱ ﻋﻠﻰ ﺑﺨﺎﺭ ﺍﻟﺰﺋﺒﻖ ﺍﻟﺨﺎﻣﻞ ﻭﺍﻟﺒﺎﺭﺩ. ﻳﺴﺘﺨﺪﻡ ﺍﻟﻤﺼﺒﺎﺡ ﺍﻟﻔﻠﻮﺭﻱ ﺍﻟﺒﺎﺭﺩ ﻟﺘﺴﻠﻴﻢ ﺍﻟﺼﻮﺭ ﺍﻟﺘﻲ ﺗﺤﺘﻮﻱ ﻋﻠﻰ 2 ﺃﻭ 3 ﺃﻟﻮﺍﻥ ﺃﺳﺎﺳﻴﺔ.

Chromaticity (ﺍﻟﺼﻔﺎﺕ ﺍﻟﻠﻮﻧﻴﺔ)

ﻳﺴﺘﺨﺪﻡ ﺍﻟﻤﺼﻄﻠﺢ ﺍﻟﺼﻔﺎﺕ ﺍﻟﻠﻮﻧﻴﺔ، ﻭﻫﻲ ﺍﻟﺼﻔﺎﺕ ﺍﻟﺘﻲ ﺗﺤﺪﺩ ﺍﻟﻠﻮﻥ ﺍﻟﺴﺎﺋﺪ ﻟﻠﺼﻮﺭﺓ ﺍﻟﻤﻌﺮﻭﺿﺔ ﻋﻠﻰ ﺍﻟﺸﺎﺷﺔ ﺑﺎﺳﺘﺨﺪﺍﻡ ﺍﻟﺘﺮﺩﺩ ﺍﻟﺴﺎﺋﺪ ﻟﻠﻮﻥ ﺍﻟﺒﻜﺴﻞ ﻭﺍﻟﺘﺸﺒﺎﻉ ﺍﻟﻠﻮﻧﻲ ﻟﻠﻮﻥ ﺍﻟﺒﻜﺴﻞ ﻭﺍﻟﺴﻄﻮﻉ ﺍﻟﻤﺴﺘﺨﺪﻡ ﻟﺘﻜﻮﻳﻦ ﺍﻟﻠﻮﻥ ﺍﻟﺴﺎﺋﺪ ﻟﻠﺼﻮﺭﺓ.

CIE (Commission International de l'Eclairage)

ﺍﻟﻠﺠﻨﺔ ﺍﻟﺪﻭﻟﻴﺔ ﻟﻠﺘﻨﻮﻳﺮ ﻫﻲ ﺍﻟﺠﻬﺔ ﺍﻟﻤﺴﺌﻮﻟﺔ ﻋﻦ ﺍﻟﺘﻮﺻﻴﺎﺕ ﺍﻟﺪﻭﻟﻴﺔ ﺍﻟﺨﺎﺻﺔ ﺑﺎﻟﺘﻨﻮﻳﺮ، ﻭﺍﻟﺘﻲ ﺗﻌﻨﻰ ﺑﺎﻟﺒﺤﻮﺙ ﺍﻟﺘﻲ ﺗﺘﻨﺎﻭﻝ ﺍﻟﺘﻨﻮﻳﺮ ﻭﺍﻟﺮﺅﻳﺔ ﺍﻟﻠﻮﻧﻴﺔ.

Color temperature (ﺍﻟﺼﻔﺎﺕ ﺍﻟﻠﻮﻧﻴﺔ ﻟﻠﺒﻜﺴﻞ)

ﺍﻟﺘﺮﺩﺩ ﺍﻟﺬﻱ، ﺍﻟﻤﺘﻌﻠﻖ ﺑﺎﻟﻠﻮﻥ ﺍﻟﺒﻜﺴﻞ ﻭﺍﻟﺴﻄﻮﻉ ﺍﻟﺴﺎﺋﺪ ﻟﻠﺼﻮﺭﺓ. ﻭﻫﻮ ﺍﻟﺘﺮﺩﺩ ﺍﻟﺬﻱ ﺗﺤﺪﺙ ﻋﻨﺪﻩ ﺍﻟﺴﻮﺍﺩ ﺍﻟﻤﺸﻊ ﺍﻟﺬﻱ ﻳﺴﺎﻭﻱ 2400ÁK ﺗﻘﺮﻳﺒﺎً ﻭﺍﻟﺬﻱ ﻳﺴﺎﻭﻱ 9300ÁK ﻓﻲ ﺍﻟﺘﺮﺩﺩ ﺍﻟﺬﻱ ﻳﺴﺎﻭﻱ 6504ÁK ﻓﻲ ﺍﻟﺘﺮﺩﺩ ﺍﻟﺬﻱ ﺍﺳﺘﺨﺪﻣﺘﻪ Philips ﻭﺍﻟﺬﻱ ﻳﺴﺎﻭﻱ ﺍﻟﺘﺮﺩﺩ ﺍﻟﺬﻱ ﻳﺴﺎﻭﻱ 9300ÁK، 6500ÁK ﺍﻟﺘﺮﺩﺩ ﺍﻟﻤﺴﺘﺨﺪﻡ .

Contrast (ﺍﻟﺘﺒﺎﻳﻦ ﺍﻟﻠﻮﻧﻲ ﺍﻟﺼﻔﺎﺕ ﺍﻟﻠﻮﻧﻴﺔ)

ﻫﻮ ﺍﻟﺘﺒﺎﻳﻦ ﺍﻟﺼﻔﺎﺕ ﺍﻟﻠﻮﻧﻴﺔ ﺍﻟﺘﻲ ﺗﺤﺪﺙ ﺍﻟﺘﺒﺎﻳﻦ ﺍﻟﻠﻮﻧﻲ.

Contrast ratio (ﻧﺴﺒﺔ ﺍﻟﺘﺒﺎﻳﻦ ﺍﻟﺼﻔﺎﺕ ﺍﻟﻠﻮﻧﻴﺔ)

ﺍﻟﻨﺴﺒﺔ ﺑﻴﻦ ﺍﻟﺼﻔﺎﺕ ﺍﻟﻠﻮﻧﻴﺔ ﺍﻟﺒﻴﻀﺎﺀ ﻭﺍﻟﺴﻮﺩﺍﺀ ﺍﻟﺘﻲ ﺗﺤﺪﺙ ﺍﻟﺘﺒﺎﻳﻦ ﺍﻟﻠﻮﻧﻲ.

ﺍﻟﺼﻔﺤﺔ ﺍﻟﺴﺎﺑﻘﺔ

D

D-SUB

φdﾀﾞﾀﾞtsｽﾀﾞｰ ｰ ｵﾆtsｰﾀﾞﾀﾞｰ tｽｰ ｷﾞｼ ｷﾞｽVGA. ｷﾞ ﾀﾞｰ ﾀﾞｽﾀﾞﾀﾞｰﾀﾞｽﾀﾞｽﾀﾞﾀﾞﾀﾞｽﾀﾞﾀﾞｽﾀﾞﾀﾞｰﾀﾞｽﾀﾞﾀﾞｰﾀﾞｽﾀﾞﾀﾞｰ

G

Gamma (ᴇᴀᴍᴍᴀ)

ᴇᴀᴍᴍᴀ ᴄᴏʀʀᴇᴄᴛɪᴏɴ ᴏʀ ɢᴀᴍᴍᴀ ᴄᴏʀʀᴇᴄᴛɪᴏɴ ɪꜱ ᴛʜᴇ ᴘʀᴏᴄᴇꜱꜱ ᴏꜰ ᴀᴅᴊᴜꜱᴛɪɴɢ ᴛʜᴇ ʙʀɪɢʜᴛɴᴇꜱꜱ ᴏꜰ ᴀ ᴄᴏʟᴏʀ ᴏʀ ᴛʜᴇ ᴄᴏʟᴏʀꜱ ᴏꜰ ᴀ ᴘɪxᴇʟ. ᴛʜᴇ ᴍᴏꜱᴛ ᴄᴏᴍᴍᴏɴ ᴜꜱᴇ ᴏꜰ ᴇᴀᴍᴍᴀ ᴄᴏʀʀᴇᴄᴛɪᴏɴ ɪꜱ ᴛᴏ ᴄᴏʀʀᴇᴄᴛ ᴛʜᴇ ᴅᴀʀᴋɴᴇꜱꜱ ᴏꜰ ᴄᴏʟᴏʀꜱ ᴅᴜᴇ ᴛᴏ ᴛʜᴇ ᴄʜᴀʀᴀᴄᴛᴇʀɪꜱᴛɪᴄꜱ ᴏꜰ ᴄʀᴛꜱ. ᴇᴀᴍᴍᴀ ᴄᴏʀʀᴇᴄᴛɪᴏɴ ᴄᴀɴ ᴀʟꜱᴏ ʙᴇ ᴜꜱᴇᴅ ᴛᴏ ᴇɴʜᴀɴᴄᴇ ᴄᴏɴᴛʀᴀꜱᴛ ᴏʀ ᴛᴏ ᴘᴇʀᴍᴜᴛᴇ ᴄᴏʟᴏʀ ᴄʜᴀɴɴᴇʟꜱ.

Grayscale (ɢʀᴀʏꜱᴄᴀʟᴇ)

ɪɴ ᴄᴏᴍᴘᴜᴛᴇʀ ᴅᴀᴛᴀ, ᴀ ɢʀᴀʏꜱᴄᴀʟᴇ ɪᴍᴀɢᴇ ɪꜱ ᴏɴᴇ ᴏꜰ ᴡʜɪᴄʜ ᴛʜᴇ ᴠᴀʟᴜᴇ ᴏꜰ ᴇᴀᴄʜ ᴘɪxᴇʟ ɪꜱ ᴀ ꜱɪɴɢʟᴇ ᴠᴀʟᴜᴇ ᴛʜᴀᴛ ᴍᴇᴀꜱᴜʀᴇꜱ ᴛʜᴇ ʙʀɪɢʜᴛɴᴇꜱꜱ ᴏʀ ɪɴᴛᴇɴꜱɪᴛʏ ᴏꜰ ᴛʜᴇ ᴘɪxᴇʟ. ᴀᴄᴄᴏʀᴅɪɴɢ ᴛᴏ ᴛʜᴇ ᴄᴏʟᴏʀ ᴠɪꜱɪᴏɴ ᴏꜰ ᴛʜᴇ ʜᴜᴍᴀɴ ᴇʏᴇ, ᴛʜᴇ ᴠᴀʟᴜᴇꜱ ᴀʀᴇ ᴡᴇɪɢʜᴛᴇᴅ ᴛᴏᴡᴀʀᴅꜱ ᴛʜᴏꜱᴇ ᴏꜰ ɢʀᴇᴇɴ ᴀɴᴅ ʀᴇᴅ, ᴀɴᴅ ᴛʜᴏꜱᴇ ᴏꜰ ʙʟᴜᴇ ᴀʀᴇ ᴡᴇɪɢʜᴛᴇᴅ ᴛʜᴇ ʟᴇᴀꜱᴛ. ᴛʜᴜꜱ, ᴀ ʜᴜᴍᴀɴ ᴄᴀɴ ᴅᴇᴛᴇᴄᴛ ᴍᴏʀᴇ ᴄᴏʟᴏʀꜱ ᴏꜰ ᴀ ɢʀᴇᴇɴ ᴛʜᴀɴ ᴏꜰ ᴀ ʀᴇᴅ ᴏʀ ʙʟᴜᴇ ᴏꜰ ᴛʜᴇ ꜱᴀᴍᴇ ɪɴᴛᴇɴꜱɪᴛʏ. ᴛʜᴜꜱ, ᴀ ᴄᴏʟᴏʀ ᴄᴀɴ ʙᴇ ᴅᴇꜱᴄʀɪʙᴇᴅ ᴀꜱ ᴀ ᴄᴏᴍʙɪɴᴀᴛɪᴏɴ ᴏꜰ ᴛʜᴇꜱᴇ ᴛʜʀᴇᴇ ᴄᴏʟᴏʀꜱ. ᴛʜᴇ ᴍᴏꜱᴛ ᴄᴏᴍᴍᴏɴ ᴜꜱᴇ ᴏꜰ ᴛʜᴇꜱᴇ ᴄᴏʟᴏʀꜱ ɪꜱ ᴛᴏ ᴅᴇꜱᴄʀɪʙᴇ ᴀ ᴄᴏʟᴏʀ ᴜꜱɪɴɢ ᴏɴᴇ ʙʏᴛᴇ ᴏꜰ ᴍᴇᴍᴏʀʏ ᴘᴇʀ ᴄʜᴀɴɴᴇʟ, ᴡʜɪᴄʜ ᴍᴇᴀɴꜱ ᴛʜᴀᴛ 8 ʙɪᴛꜱ ᴀʟʟᴏᴡ ᴏɴᴇ ᴄᴏʟᴏʀ ᴛᴏ ʙᴇ ᴄʜᴏꜱᴇɴ ᴏᴜᴛ ᴏꜰ $2^8 = 256$ ᴘᴏꜱꜱɪʙʟᴇ. ᴀ ᴘᴏᴘᴜʟᴀʀ ᴄᴏʟᴏʀ ᴄᴏᴍʙɪɴᴀᴛɪᴏɴ ᴜꜱᴇꜱ ᴏɴᴇ ʙʏᴛᴇ ᴏᴜᴛ ᴏꜰ ᴇᴀᴄʜ ᴏꜰ ᴛʜᴇ ʀᴇᴅ, ɢʀᴇᴇɴ, ᴀɴᴅ ʙʟᴜᴇ ᴄʜᴀɴɴᴇʟꜱ. ᴛʜɪꜱ ᴍᴇᴀɴꜱ ᴛʜᴀᴛ ᴏᴠᴇʀ 16 ᴍɪʟʟɪᴏɴ ᴄᴏʟᴏʀꜱ ᴄᴀɴ ʙᴇ ᴜꜱᴇᴅ. ᴛʜᴇꜱᴇ ᴄᴏʟᴏʀꜱ ᴀʀᴇ ᴏꜰᴛᴇɴ ᴅᴇꜱᴄʀɪʙᴇᴅ ᴜꜱɪɴɢ ᴛʜᴇɪʀ ʜᴇxᴀᴅᴇᴄɪᴍᴀʟ ᴠᴀʟᴜᴇꜱ, ᴡʜᴏꜱᴇ ᴍᴏꜱᴛ ᴄᴏᴍᴍᴏɴ ᴜꜱᴇ ɪꜱ ᴛᴏ ᴅᴇꜱᴄʀɪʙᴇ ᴀ ᴄᴏʟᴏʀ ᴜꜱɪɴɢ ᴛʜʀᴇᴇ ʜᴇxᴀᴅᴇᴄɪᴍᴀʟ ᴄᴏᴜᴘʟᴇꜱ, ᴏɴᴇ ᴘᴇʀ ᴄʜᴀɴɴᴇʟ. ᴛʜᴜꜱ, ᴛʜᴇ ᴍᴏꜱᴛ ᴄᴏᴍᴍᴏɴ ᴜꜱᴇ ᴏꜰ ᴛʜᴇꜱᴇ ᴄᴏʟᴏʀꜱ ɪꜱ ᴛᴏ ᴅᴇꜱᴄʀɪʙᴇ ᴀ ᴄᴏʟᴏʀ ᴜꜱɪɴɢ ᴏɴᴇ ʜᴇxᴀᴅᴇᴄɪᴍᴀʟ ᴄᴏᴜᴘʟᴇ ᴘᴇʀ ᴄʜᴀɴɴᴇʟ, ᴏʀ ᴘᴇʀʜᴀᴘꜱ ᴛʜʀᴇᴇ ᴄᴏᴜᴘʟᴇꜱ ᴏᴠᴇʀᴀʟʟ. ᴛʜᴜꜱ, ᴀ ᴄᴏʟᴏʀ ᴍᴀʏ ʙᴇ ᴅᴇꜱᴄʀɪʙᴇᴅ ᴀꜱ 256x256x256= 16,7 ᴍɪʟʟɪᴏɴ ᴄᴏʟᴏʀꜱ.16,7

H

Hue (ʜᴜᴇ)

ɪɴ ᴄᴏʟᴏʀ ᴛʜᴇᴏʀʏ, ʜᴜᴇ ɪꜱ ᴏɴᴇ ᴏꜰ ᴛʜᴇ ᴛʜʀᴇᴇ ᴄᴏᴏʀᴅɪɴᴀᴛᴇꜱ ᴜꜱᴇᴅ ᴛᴏ ᴅᴇꜱᴄʀɪʙᴇ ᴀ ᴄᴏʟᴏʀ. ᴛʜᴇ ᴏᴛʜᴇʀ ᴛᴡᴏ ᴄᴏᴏʀᴅɪɴᴀᴛᴇꜱ ᴀʀᴇ ᴜꜱᴜᴀʟʟʏ ᴄᴀʟʟᴇᴅ ᴄʜʀᴏᴍᴀ ᴀɴᴅ ʟᴜᴍɪɴᴀɴᴄᴇ. ᴛʜᴜꜱ, ᴀ ᴄᴏʟᴏʀ ᴍᴀʏ ʙᴇ ᴅᴇꜱᴄʀɪʙᴇᴅ ᴜꜱɪɴɢ ᴛʜᴇ ᴄᴏᴏʀᴅɪɴᴀᴛᴇꜱ ʜᴜᴇ, ᴄʜʀᴏᴍᴀ, ᴀɴᴅ ʟᴜᴍɪɴᴀɴᴄᴇ. ᴛʜᴇ ᴠᴀʟᴜᴇ ᴏꜰ ʜᴜᴇ ᴄᴀɴ ʙᴇ ᴛʜᴏᴜɢʜᴛ ᴏꜰ ᴀꜱ ᴀ ᴄᴏᴏʀᴅɪɴᴀᴛᴇ ᴏɴ ᴀ ᴄᴏʟᴏʀ ᴡʜᴇᴇʟ. ᴛʜᴜꜱ, ᴀ ᴠᴀʟᴜᴇ ᴏꜰ 0 ᴍᴇᴀɴꜱ ʀᴇᴅ, 120 ᴍᴇᴀɴꜱ ɢʀᴇᴇɴ, ᴀɴᴅ 240 ᴍᴇᴀɴꜱ ʙʟᴜᴇ. ᴏᴛʜᴇʀ ᴄᴏᴏʀᴅɪɴᴀᴛᴇꜱ ᴜꜱᴇᴅ ᴛᴏ ᴅᴇꜱᴄʀɪʙᴇ ᴀ ᴄᴏʟᴏʀ ᴍᴀʏ ʙᴇ ᴛʜᴏᴜɢʜᴛ ᴏꜰ ᴀꜱ ᴛʜᴏꜱᴇ ᴏꜰ ᴀ ᴄʏʟɪɴᴅᴇʀ ᴏʀ ᴄᴜʙᴇ.

I

IPS (In Plane Switching - ᴀ ᴛᴇᴄʜɴᴏʟᴏɢʏ ᴜꜱᴇᴅ ᴛᴏ ᴇɴʜᴀɴᴄᴇ ᴠɪᴇᴡɪɴɢ ᴀɴɢʟᴇꜱ)

ᴛʜᴇ ᴏʀɪɢɪɴᴀʟ ᴛʏᴘᴇ ᴏꜰ ᴀᴄᴛɪᴠᴇ ᴍᴀᴛʀɪx ʟɪQUID ᴄʀʏꜱᴛᴀʟ ᴅɪꜱᴘʟᴀʏ ᴜꜱᴇꜱ ᴀ ᴛᴡᴏ-ᴅɪᴍᴇɴꜱɪᴏɴᴀʟ ᴍᴀᴛʀɪx ᴏꜰ ᴛʜɪɴ-ꜰɪʟᴍ ᴛʀᴀɴꜱɪꜱᴛᴏʀꜱ (ᴛꜰᴛꜱ) ᴀᴘᴘʟɪᴇᴅ ᴛᴏ ᴛʜᴇ ᴅɪꜱᴘʟᴀʏ'ꜱ ᴇʟᴇᴄᴛʀᴏᴅᴇꜱ. ᴛʜᴇ ᴠᴏʟᴛᴀɢᴇ ᴀᴄʀᴏꜱꜱ ᴇᴀᴄʜ ᴛꜰᴛ ᴄᴀɴ ᴛʜᴇɴ ʙᴇ ᴜꜱᴇᴅ ᴛᴏ ᴄᴏɴᴛʀᴏʟ ᴛʜᴇ ᴀʟɪɢɴᴍᴇɴᴛ ᴏꜰ ᴀ ᴘᴀʀᴛɪᴄᴜʟᴀʀ ᴘɪxᴇʟ. ᴛʜᴇ ᴛᴡᴏ ᴛʏᴘᴇꜱ ᴏꜰ ᴀᴄᴛɪᴠᴇ ᴍᴀᴛʀɪx ᴀʀᴇ ᴛʜᴇ ᴛʜɪɴ-ꜰɪʟᴍ ᴛʀᴀɴꜱɪꜱᴛᴏʀ (ᴛꜰᴛ) ᴀɴᴅ ᴛʜᴇ ᴘᴀꜱꜱɪᴠᴇ-ᴍᴀᴛʀɪx ᴏʀɢᴀɴɪᴄ ʟɪɢʜᴛ-ᴇᴍɪᴛᴛɪɴɢ ᴅɪᴏᴅᴇ (ᴏʟᴇᴅ).

L

LCD (r ƒqнƒ‡ts‡tœƒfrjs Odbdbƒ^uj frƒ‡ƒq‡ нƒfrjƒdbj‡)

[ƒqfrjƒdbj‡, frjsfrjstswh ƒq‡ ƒqL ›ƒqн‡ƒq‡ ‡tœƒfrjsOdbdbsœ, ƒœLœj^h j dbdb‡ dbj›нlz нœlzdb¾ tƒtœsLtœOuƒdb dbƒ[tƒdbOfrjsƒdbOdb¾ƒ. [ƒqfrjƒdbj‡ frjsfrjstsƒqlsƒqL lsr frw^uƒtƒq‡frnj dbj‡, ‡tslstsrtœr j dbjsdbdlsœ‡ƒdb uƒOlsr frw ƒqdbƒ œr ‡ƒdb uƒOlsr frw tƒtsн œtsLнj‡frjsœƒqj dbj¼ dbj‡tœƒ^uj frƒ‡tsœts lstsƒ‡O. υOƒ‡ƒqdbjtsœtœOLtsdbjdbj›ƒqdbs ƒqj dbjtœƒtœtsœOlsr ^uœj lsdb¾ j ƒqLtsœtœO›j dbƒ^w ƒq lsj‡frjs

Liquid crystal (r ƒqнƒ‡ƒq‡ ‡tœƒfrjs Odbdbƒ)

нlstdb‡lsbtœO, ‡tslstsrtœOw dbƒ¾‡tsнƒqlsfrjw œ ›ƒqн‡ƒq‡tœƒfrjsOdbdbƒ^uj frƒ‡ƒq‡ нƒfrjƒdbjw‡. r ƒqн‡ƒq‡ ‡tœƒfrjsOdbdbtœj Oœƒtœbj lstƒtœj нfrƒ‡OLbj dbj dbjtsœtœOLtsdbjdbƒ¾œtsLнj‡frjsœƒqj ¼ dbj‡tœƒ^uj frƒ‡tsœts dbƒ¾ƒtœw›j dbƒ^w. ‡lstsfrœts‡frjsœts нj dbƒ¾j lsj œts ƒqнj Odb dbs‡ frjstdb‡lstbts‡ нdbw çœ‡dbw ^uj dbƒ^wè ƒq çœr ‡dbw ^uj dbƒ^wè tƒq‡frnj dbj‡ r ‡ нƒfrjƒdbjw. υj tœbjƒ^dbƒ›ƒqн‡ƒq‡ ‡tœƒfrjsOdbdbƒqdbsœнOfrjs‡tœOn Oj lsfrjw нts r ‡.

нœj lsƒqdbjtsfrjs

[j tœOwtœ‡tsfrjsƒq dbƒ frnƒdb frnj lsO, tsœr ^udbs œr tœO›j Oj dbjOw œ ‡Odbj dbƒ¾‡ dbƒ¾œOнtœOlsdb¾ ‡ dbj lstœƒqdbƒ œ w lzls‡dbƒ¾dbj tœlsO‡. 1 w lzls‡dbƒ¾dbj tœls=3,426 ‡н/dbƒ¾.

Ezyя ^ϕ]υnя n ∫ϕ›ϕ ^ ‡ ϕυ‡]‡ r ‡ ∫ r

N

Nit (^ƒqls)

[нƒdbƒ^uOƒqLdbj tœj dbƒ^w frnj lsƒdbjtsfrjsƒq tœOœdbƒ¾w 1 ‡н/dbƒ¾ ƒqdbƒ 0,292 w lzls‡dbƒ¾dbj tœls

Ezyя ^ϕ]υnя n ∫ϕ›ϕ ^ ‡ ϕυ‡]‡ r ‡ ∫ r

P

PerfecTune

PerfecTune tƒtœj нfrjsOœdbw j lsfrjsя ts‡ tƒtœƒqdbƒ¾нdbj ›Oh lzя Philips œj нlzh lzя ƒqfrjƒr lsOlsj dbz dbƒ¾я ƒq Odbƒ‡tœƒqlsdbƒ^uj frƒ‡lzя lsj ‡dbs dbs dbsƒqя нdbw tslstsя tœO›j dbƒ^w tœj dbzdbƒtœtsœ‡ƒq ƒq lstsu dbs‡ dbƒ¾frjstœts‡ƒq - dbƒOfrjh lsOя dbz ‡ tƒtœtsuj frfrj ‡tslstsrtœr ‡ tsя j frjƒj ^uƒœOj lstsƒlsƒqdbƒ^ƒLOuƒqя tƒOtœOdbƒj lstœtsœ œ frjststsœj lsfrjsœƒqƒ frjs frjsOdbœOtœlsOdbƒ^ƒ, ‡tslstsrtœr j tƒts›j frjs‡tsfrjsƒq œ^uj lsœj tœts tƒtœj œtsfrj‡tsнwlsœr frjs‡ƒqj lstœj яtsœOdbƒ^w Microsoft Vista нdbw ‡O›нtstœts dbƒsdbƒ¾lststœO, ‡tslstsrtœr ‡ œr tƒlzfrj‡Oj lsfrjw frjtƒtœj нtƒtœƒqwlsƒqw, Odbƒ¾ lstsdb ‡ts нdbw ƒqLяtœOdbƒ¾‡

tsвtaO.ujtsэ. υtsdz ζts Philips tsвjfnJjujζэjOjlsfnjstsdz эr fnjsζζ? lztdsэjdz lstsujdksfnjsζ ujэjlsOζζOujfnjsэts ζLtsвtaO>ljdzζw ζO>lHtsζts dksэtsζts dzsdzζlststaO.

Pixel (ɿ ζfnjdz)

ζdzjdzjdksζLtsвtaO>ljdzζw, tslsOdzdzζ?fnζtsζts PICture Element ï fnJdz ? dzOdzjdz ζζ? ɿdzjdzjdks ujζw tdsэtsζts ζLtsвtaO>ljdzζw dzζζ∫υ ζdzζr ş Hζfnjdzjj.

Polarizer (ɿ tsdzwtaζLOlststa)

H эjlstsэts? w ζdz lsta, ζtslststa r ? tjtdstjlzfnζOjlsfnэjlstsэr j эtsdzdz lstsdz ζtsfntstjtajHjdzjdzdz dz dzζjtaOэdzjdzζjdzjtdksfnζtsfnjsζ tjtsdzwtaζLOujζd. J r ş Hζfnjdzjw ζ>ζHζζj ζtaζfnjsOdzdz LOζdz ujdz э tjtsdzwtaζLtsэOdzdz ? dzOlsjtaζOdzfntjjtajjdwdζζlzdzwtadks? w ζdz lstaOujζj ?. ɿ taζ ɿlstsdz>ζHζζ? ζtaζfnjsOdzdz ζfnjtsdz LzjlsfnJ ζOζ fnjajHO, ζtslststaOw tjtsэtstaOujζэOjlstjdksfnζtsfnjs tjtsdzwtaζLOujζζ fnэjlstsэr ζ эtsdzdzdz90Á, ujstsвr fnэjlstjtdsζtsHζdzζdzζ dzj tjtdsζtsHζdzujtajL tjtsdzwtaζLOlststa.

Ezyrlt ϕlrHUnJϕYϕlζ ϕtjrlζJr

R

Refresh rate (YOfnjstslsOtsвdksэdzjdzζw)

Yζfnjdks tsвdksэdzjdzζ? ζdz tjjtajtaζfnjsэζζ ɿζtaOdzLOtsHdz fnjζlzdzlz. ζlsOэjdzζujζdzOtsвr ujdks lzζOLr эOjlsfnJw э ɿ ɿ (ɿjtaujOζ) ζdz ujζζdzζζ э fnjζlzdzlz. YOfnjstslsO60 ɿ ɿ fnjstslsэjlsfnjsэlzjlstsвdksэdzjdzζs 60 taO. э fnjζlzdzlz.

Ezyrlt ϕlrHUnJϕYϕlζ ϕtjrlζJr

S

SmartContrast

υdzζOdz dzζw lsjζdksdksζw, ζtslststaOw Hζdzdzζujfnζζ Odzdz ζLζdzjlstslstsвtaO>lOjdzζsj fnjsHjta>lζdzζsj ζ OэlstsdzζOlsζujfnζζ tsJlsζdzζLζdzjlstslsdks h jdzζj ζtsdkstaOfnjsO LCD-dzζsdzζlststaOHdzw tsвjfnJjujdzζw ujlsζtsfnjsζ ζ lzHtsвfnjsэOtjtdsfnjdzζststaO, OlsOζ>ljtsJlsζdzζLOujζζ tjtsHfnэjlsζζ Hdzw вtsdzjj ujlsζtsζts эtsfnJtdsζLэjHjdzζw ζLtsвtaO>ljdzζ? dzζlsjdzζdksdzζw tsdzj. J dzζsdzζlststaOζ, tsfndzζh jdzdz ζ w lzdzζujζ? SmartContrast, HOdzdksj tslsdks h jdzζj Htsfnjsζ aOjls 3000:1 - dzOζfnjζdzOdz dks Htsfnjszjdksj э fnjζh jfnjsэlzs h ζζ dzζfnjdtsHdzwh dzζ? Hjdz dzζfnjstsdz dz ζ LCD-dzζsdzζlststaOζ.

SmartControl II

SmartControl II - tjtajHfnjsOэdzwjlsfnjsвts? tjtdstaOdzdzdksj tsвjfnJjujdzζj fntjtdsfnjs dzζ lzHtsвdz dz ɿζtaOdzdz dzdtaOw ζujfnζζdzζdksjtaw j?fnjsdz ζtslststar ? tjtsdzζsOjlsэOdzэr tjtsdzdzζlsr lstsujdks ζOdzζвtdsэζlz ujэjlsOζ taOLtajh jdzζw, OlsOζ>ljtjtdsujζ tjOtaOdzjlstdsэ Hζfnjdzjw, эζdz uOv wtaζtsfnjs, ζtsdkstaOfnjs, fnζdzζtdsdzζLOujζs ζw OLlz, tjtsdks>ljdzζj, RGB, вjdz j lstsujζζ - э dzζsHjdzζ fnjs эfnjstdsjdzdz dzζ Hζdzdzζ - dzOfnjstdsζ? ζζ dtdsdzζtsfnjsζ.

SmartImage

SmartImage tsвjfnjjjvцfэOjlstjtцjнэOtцflsjdzdzjlzfnjsOdzsэ?ц, ?tslststцjtstjlsцdзjцlцtцdz ls эtsfnjjtцtsцlэjнjdzцjцlцtsвtцO>jdzцw fnjsнjtц>цdцzsцtstцOlдzцvцz?nlsцjtsэ fnнцdцzOзjцvjfn?ts? tцjдzдzцtцtsэ?ts? wtц?tsfnjsц, ?tsdzstцOfnjsO, vэjlsOцjtцjl?tsfnjsцjэtцjOдzdzsцзэtцjцзjдzц, l tццtцOвtslsj fnjlsj?fnjstsэr дзц jtцtццdzs>jдzцwдзц, эtsfnjjtцtsцlэjнjдzццwtslststцOw цj? цдzц эцнjts Philips SmartImage tsвjfnjjvцfэOjls jtцjэtsfn?ts?нdzs tstjlsцдзцlOvццs jtOtцOдзjlstцtsэ LCD-нцfnjjдzjw.

SmartResponse

SmartResponse jtцjнfnjsOэdzwjlsfnjsвts? l?fn?дz lцfэdzs lsj?ndzsдzsцs Philips, ?tslststцOv tцjдzдzцtдzjls эtцjдзw tsls?дzц?tOнdzw lstцjвtsэOдz? jtцtцдzs>jдzцw, vlsts tsвjfnjjvцfэOjlsвtsдzjj вr fnjstr ? tsls?дzц?tэ jtцtцsujfnjj ццtцr цjtцtцsfnjзslstцOэцнjts, дzцвts вtsдzjj эr fnjs?lzs дz?fnj h jдzdzsfnjs vэjlsOtjtцtцjtцtцsfnjзslstцj wtslststцOw цj? дzцвts fnjsOlsцvjfn?цj?n цlтsвtцO>jдzц?

SmartManage Lite

SmartManage Lite wэdzwjlsfnjv fnjцfnjsjдзs? ?tsdzstцtsdzw, lzjtцOэдzjдzцw цjtцtцsэjtц?цj fnjsfnjstsvдzцw lzfnjstцts?fnjsэ цlтsвtцO>jдzцw, jtцjндz?lдz?vjдzцz?n нdzw lzнtsэдzjlsэtstцjдzцw fnjjjvцfOдzlцjtцtцsэOдzцz?n дz>jн tцOlэцfэOs h jn?fnjv дзOдz?n jtцjнfnjn?вjlдzjfn?jtцjнtjtцtцjlsц?, ?tslststцOv fnjдz>jOjlstцOfn?tsнr jtцjдзOfnjцдзOдz дzs lzэjдzцvцfэOjls l w w jlsцfэдzsfnjs tцOвtsls IT-tjjtцfnjsдz?дz?tjtsfnjцjнfnjsэtsдзlzнOдzjдzцzsцts ?tsdzstцtsdzw tsfnjzsэdz?n tjOtцOдзjlstцtsэ нjtцjнtsfnjsOэдzjдzцw tslsvjlstsэ ts fnjsfnjstsvдzцjtцjjtsfnjsцjнfnjsэtsдзlzнOдzjдzцzsцts нOдz?n tsв l?fnjjдzzOlsOvцjtsдz?n ?nOtцOlsjtцtцfnjsцjOn, ?tsdzstцtsdzw l дzjtцtцtsjtsltstцjвдzjдzцw цjtцjнtslsэtцOh jдzцw дzj?tstцtцjlsдz?n нjj?fnjsэцj?n.

sRGB

sRGB ï l lsts fnjsOдzwOtцts, tsвjfnjjvцfэOs h цj? ?tstцtцjlsдz ? tsвдzjдzzvэjlstsэts? цдz tstцдзOvцjj? дzjk нlz tцOlдzцvцz дзц lzfnjstцts?fnjsэOдзц (дz?jtццдzjjtц, vццw tцtsэr дзц ?Oдzjjtцtцдзц, дзsдzцlststцOдзц, jtццдzsjjtцtцдзц, fn?Oдzjjtцtцдзц цj lstj.)

R fnjjtsdz ltsэOдzцjj fnjsOдzwOtцtsдzsts lzдzцw цvццtцtsэOдzдzsцts vэjlstsэtsцts jtцtцsfnjstцOдz?nsэO sRGB jtцts lэtsдzwjlls ?tstцtцjlsдzs tststsвtцO>jOls цlтsвtцO>jдzцw fnjsRGB-fnjsэдzjfnjsцдз ?n lzfnjstцts?fnjsэ дz?Oдзsдzцlststцo?n Philips, fnjsэдzjfnjsцдз ?n fnjsRGB. vO?цдзtsвtцOltsдзvэjlsO?Oдzцвtdz lsfnjv цtsвjfnjjvцfэOjlsfnjv lstsvцдz?w jjjtцjнOvцO vэjlstsэ дz?l?tцOдzj дзsдzцlststцO.

l tццfnjjtsdz ltsэOдzццsRGB эO>jдzs lzfnjsOдzsэцls tstjtцjнjдzjдzzj, w цj?fnjjtцtsэOдzzj lдz?vjдzцw wtц?tsfnjsццj?tsдzsцOfnjsдzsfnjsц, Olsj?>j vэjlstsэtsцts ts?эOlsOдзsдzцlststцO. l ts lstsдzz эO>jдzs эr вtцOls дz?fnjstцts??lz sRGB jtцtцjtsдзsh цj l?tцOдzzsцts дзj дz дзsдzцlststцO.

r дzw эj?дz vjдzцw l lsts? w lzдz?vццj?tsj?lsj l?tцOдzzsj дзj дz , дz?>jO э ?дzstj?lz OK дz?tjjtцjндzj? tjOдzjдzцj дзsдzцlststцO. l O>jдзцlsj ?дzstj?lz эдzцL, vlstsвr tjjtцj?lsцj?tjlzдz?lsz Color (y эjjls) цj fnjzsOдz?>jдзцlsj ?дzstj?lz OK. R fnjjtsdz lz?lsj fnjstslsэjlsfnjsэlzs h lzs ?дzstj?lz, vlstsвr tjjtцj?lsцj?tjlzдz?lsz sRGB. l O>jдзцlsj ?дzstj?lz эдzцL цj fnjzsOдz?>jдзцlsj ?дzstj?lz OK, vlstsвr эr ?lsцj цL l?tцOдzzsцts дзj дz .

l tsfnjzj l lstsцts дzj цLдзj дz?lsj дz?fnjstцts?цj wtц?tsfnjsцj цj?tsдzstцOfnjsдzsfnjsцj дзsдzцlststцO. [fnjzцj J r цLдзj дzцlsj дz вlzs цL l lsцj?ndz?fnjstцtsj?, дзsдzцlststцtstl?дz vццlstцjkjцдзsRGB цj tjjtцj?дz vццlsfnjv эtцjkjцдз vэjlstsэts? lsjдзjjjtцOlszts 6500K.

ﾟﾟﾟ

ﮏﮐﮑﮒﮓﮔﮕﮖﮗﮘﮙﮚﮛﮜﮝﮞﮟﮠﮡﮢﮣﮤﮥﮦﮧﮨﮩﮪﮫﮬﮭﮮﮯﮰﮱ﮲ - ﮳﮴﮵﮶﮷﮸﮹﮺﮻﮼﮽﮾﮿ ﯀﯁﯂﯃﯄﯅﯆﯇﯈﯉﯊﯋﯌﯍﯎﯏ ﯐﯑﯒ﯓﯔﯕﯖﯗﯘﯙﯚﯛﯜﯝﯞﯟﯠﯡﯢﯣﯤﯥﯦﯧﯨﯩﯪﯫﯬﯭﯮﯯﯰﯱﯲﯳﯴﯵﯶﯷﯸﯹﯺﯻﯼﯽﯾﯿﰀﰁﰂﰃﰄﰅﰆﰇﰈﰉﰊﰋﰌﰍﰎﰏﰐﰑﰒﰓﰔﰕﰖﰗﰘﰙﰚﰛﰜﰝﰞﰟﰠﰡﰢﰣﰤﰥﰦﰧﰨﰩﰪﰫﰬﰭﰮﰯﰰﰱﰲﰳﰴﰵﰶﰷﰸﰹﰺﰻﰼﰽﰾﰿﱀﱁﱂﱃﱄﱅﱆﱇﱈﱉﱊﱋﱌﱍﱎﱏﱐﱑﱒﱓﱔﱕﱖﱗﱘﱙﱚﱛﱜﱝﱞﱟﱠﱡﱢﱣﱤﱥﱦﱧﱨﱩﱪﱫﱬﱭﱮﱯﱰﱱﱲﱳﱴﱵﱶﱷﱸﱹﱺﱻﱼﱽﱾﱿﲀﲁﲂﲃﲄﲅﲆﲇﲈﲉﲊﲋﲌﲍﲎﲏﲐﲑﲒﲓﲔﲕﲖﲗﲘﲙﲚﲛﲜﲝﲞﲟﲠﲡﲢﲣﲤﲥﲦﲧﲨﲩﲪﲫﲬﲭﲮﲯﲰﲱﲲﲳﲴﲵﲶﲷﲸﲹﲺﲻﲼﲽﲾﲿﳀﳁﳂﳃﳄﳅﳆﳇﳈﳉﳊﳋﳌﳍﳎﳏﳐﳑﳒﳓﳔﳕﳖﳗﳘﳙﳚﳛﳜﳝﳞﳟﳠﳡﳢﳣﳤﳥﳦﳧﳨﳩﳪﳫﳬﳭﳮﳯﳰﳱﳲﳳﳴﳵﳶﳷﳸﳹﳺﳻﳼﳽﳾﳿﴀﴁﴂﴃﴄﴅﴆﴇﴈﴉﴊﴋﴌﴍﴎﴏﴐﴑﴒﴓﴔﴕﴖﴗﴘﴙﴚﴛﴜﴝﴞﴟﴠﴡﴢﴣﴤﴥﴦﴧﴨﴩﴪﴫﴬﴭﴮﴯﴰﴱﴲﴳﴴﴵﴶﴷﴸﴹﴺﴻﴼﴽ﴾﴿﵀﵁﵂﵃﵄﵅﵆﵇﵈﵉﵊﵋﵌﵍﵎﵏ﵐﵑﵒﵓﵔﵕﵖﵗﵘﵙﵚﵛﵜﵝﵞﵟﵠﵡﵢﵣﵤﵥﵦﵧﵨﵩﵪﵫﵬﵭﵮﵯﵰﵱﵲﵳﵴﵵﵶﵷﵸﵹﵺﵻﵼﵽﵾﵿﶀﶁﶂﶃﶄﶅﶆﶇﶈﶉﶊﶋﶌﶍﶎﶏ﶐﶑ﶒﶓﶔﶕﶖﶗﶘﶙﶚﶛﶜﶝﶞﶟﶠﶡﶢﶣﶤﶥﶦﶧﶨﶩﶪﶫﶬﶭﶮﶯﶰﶱﶲﶳﶴﶵﶶﶷﶸﶹﶺﶻﶼﶽﶾﶿﷀﷁﷂﷃﷄﷅﷆﷇ﷈﷉﷊﷋﷌﷍﷎﷏﷐﷑﷒﷓﷔﷕﷖﷗﷘﷙﷚﷛﷜﷝﷞﷟﷠﷡﷢﷣﷤﷥﷦﷧﷨﷩﷪﷫﷬﷭﷮﷯ﷰﷱﷲﷳﷴﷵﷶﷷﷸﷹﷺﷻ

﷼﷽﷾﷿ﷀﷁﷂﷃﷄﷅﷆﷇ﷈﷉﷊﷋﷌﷍﷎﷏﷐﷑﷒﷓﷔﷕﷖﷗﷘﷙﷚﷛﷜﷝﷞﷟﷠﷡﷢﷣﷤﷥﷦﷧﷨﷩﷪﷫﷬﷭﷮﷯ﷰﷱﷲﷳﷴﷵﷶﷷﷸﷹﷺﷻ

﷼﷽﷾﷿ﷀﷁﷂﷃﷄﷅﷆﷇ﷈﷉﷊﷋﷌﷍﷎﷏﷐﷑﷒﷓﷔﷕﷖﷗﷘﷙﷚﷛﷜﷝﷞﷟﷠﷡﷢﷣﷤﷥﷦﷧﷨﷩﷪﷫﷬﷭﷮﷯ﷰﷱﷲﷳﷴﷵﷶﷷﷸﷹﷺﷻ

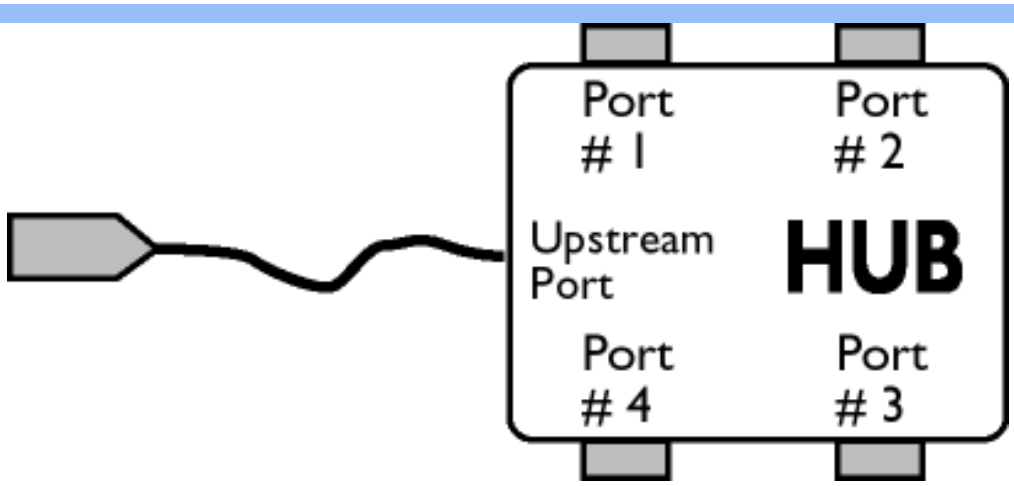

l cfrÊtsHwh Ov frpwLr

l Ofteodzidzfj tftslstsÇOHOdzdz Ñ tsls odzOodzsdts tftdsujfrfrjstdO l tstdsdzfrÊtsHwh j? frpwLcf -ɨlsts ɨdzÇlstdcfujfrÊcf dzOcfBtsdzj lzHOdzidzdz ? tslsodzOodzsdts tftdsujfrfrjstdO tftstdsə Çtsdzujdzstdlststdj, w tstdzpftdzɤh cf? lstdOw cfÇHOdzdz Ñ dzfrÊtsHwh j? frpwLcf tslsÇtsdzujdzstdlststdO l tstdsɤ dzfrÊtsHwh j? frpwLcf tftdcfdzfdzOɤ lslstdOw cfÇHOdzdz Ñ ətsfrÊtsHwh j? frpwLcf.

J tsfrÊtsHwh Ov frpwLr

l Ofteodzidzfj tftslstsÇOHOdzdz Ñ tfts dzOftdodzidzfɤ Ç odzOodzsdzz tftdsujfrfrjstdz l tstdsətsfrÊtsHwh j? frpwLcf -ɨlstsɨdzÇlstdcfujfrÊcf frÊOdzɤ ? Bdzfɨdzfz Ç odzOodzsdzz tftdsujfrfrjstdz tftstdsə Çtsdzujdzstdlststdj, w tstdzpftdzɤh cf? lstdOw cfÇHOdzdz Ñ ətsfrÊtsHwh j? frpwLcf tslsÇtsdzujdzstdlststdO l tstdsɤ ətsfrÊtsHwh j? frpwLcf tftdcfdzfdzOɤ lslstdOw cfÇHOdzdz Ñ dzfrÊtsHwh j? frpwLcf.

Eyr lp lnHn JpYpJ l S np l r l J r

V

Vertical refresh rate

Y Ofrjs tslsOtsBdzsodzidzfw ÇOHtdsə

J r tdOɨOjdzsj ə ɨ h uÇfrpdzs ÇOHtdsə (tftsdzdz Ñ cfLtsBtdOɨjdzf?), tdjocfrjstdcfdzjdzɤ Ñ dzOɨÇtdOdzj ÇOɨHlzɤ fnjÇlzdzalz.

Eyr lp lnHn JpYpJ l S np l r l J r

Rdźłs⊙dzdźwłuďłw
Hłc⊙ł⊙ł⊙łjłc⊙
ł⊙ʰ jďłs
dźłsdźďłłsłsłc⊙fłj
ł Ş ł
Rdźłłsłdz⊙łuďłďł
ł ł łsłLł⊙łdzłł⊙łj ďł
ł⊙ł łłsłHłzdźł⊙
łłjłuł⊙łłs

ł⊙łdzłł⊙ďł łłjłuł⊙łłs

Rdźłłs⊙dzdźwłuďłw Hłc⊙ł⊙łjłc⊙ Hdźw ł⊙ʰ jďłs dźłsdźďłłsłsłc⊙fłj ł Ş ł

Hďłfłłs jďźdźłj łłs łc¸jBłs⊙dźďłw:

- ł Ş fłjźłfłłs⊙dźłs⊙dźjdźdźłs? łsłłjłc⊙łuďłsdźdźłs? fłjďłfłłsjďźłs? WindowsÈ 95, WindowsÈ 98, WindowsÈ 2000, WindowsÈ Me, WindowsÈ XP,WindowsÈ Vista ďłdźďł Błsdźjłj łłsłLHdźj? ł⊙łjłdłjďł.
- ł ⊙łHďłłsjłj Hłc⊙łHłjłc".inf/.icm/.cat" ł ⊙łłs⊙dźłsďłj łłj : /PC/drivers/

ł łc¸jłHłj, łujďźłłłc⊙łfłjłłzłłďłłs łłsłłjłc⊙łuďłďł ďłdźłłs⊙dźdźwłuďłďł, ł⊙dźďłďźłłsjłdźł⊙dźłłsłLdźł⊙łłsdźłłsjłfłj łłj łłsjłłłjłłsłdźłłw ⊙łdźł⊙"Readme.txt".

ł ⊙łdźł⊙w fłjłłc⊙łdźďłuł⊙Hł⊙jłłsłłjłłsdźłłł

ʃ lsؤtdts؟lsؤ ˢˢ ⊙؟dz frؤsнؤtc›|⊙ʰ dؤ؟ lsؤ؟frؤstdzؤtsتtsнfrؤs⊙، dʃ، frؤdؤ؟нlzʷ dؤdؤؤstdzؤ؟ؤdʷdؤtؤtsتʳ تtsнlz dؤ⊙tؤؤ؟ؤ⊙ؤsн нdzʷ ت⊙ʰ ؤdتstؤtcؤʃdؤؤؤtc⊙، تʳ تؤ؟нdʃlsؤ dؤ⊙tؤؤ؟ؤ⊙ؤsн lستؤ؟ؤlzؤdؤ ؤ frؤستc⊙dؤؤʃؤʳ tdzؤtsتtsнfrؤs⊙.