

Philips
LCD monitor

107cm (42")
Autostereoscopic 3D
Full HD

BDL4251VS



A full 3D experience

without the need for special glasses

Deliver your messages in stunning 3D, with excellent picture quality and no need for special glasses. With 28 views you can deliver jaw dropping images that will amaze your audience.

Stunning 3D experience

- 3D content visualization
- 3D & 2D dual mode display
- 3D system solution

Lower total cost of ownership

- SmartPower for energy saving

Optimized for public viewing

- Full HD LCD display, 1920x1080p
- Slim bezel design for a stylish look


Operational flexibility

- Autostereoscopic 3D
- Designed for 24/7 operation
- Smart insert in the backcover to place a small pc

PHILIPS

Highlights

Autostereoscopic 3D



Enjoy a stunning 3D experience with no need for special glasses thanks to the autostereoscopic 3D effect. Using lenticular technology, it gives excellent clarity and depth, making your 3D experience even more lifelike and enjoyable.

3D content visualization

Software tools are provided with the display to play-out 3D content and control the 3D and 2D visualization parameters. The actual 3D content can be created via plug-ins available for popular 3D animation software packages. Existing 2D or stereo content can be converted into 2D-plus-stereo content can be converted into 2D-plus-Depth format. The 2D-plus-Depth format is compatible with existing compression tools, as the additional bandwidth of the depth is small.

3D system solution

The system solution is designed for maximum reuse of content / concepts from the 2D signage industry. The key enabler for this is the flexible 2D-plus-Depth format that allows decoupling of content creation and content visualization. The rendering core integrated in the autostereoscopic 3D displays supports the unique Declipse image format which enables a true look-around 3D effect.

3D & 2D dual mode display

The display can be applied in a broad range of applications since it can be operated in both 2D and 3D mode. The 4K UHD resolution panel enables great picture quality and true color representation in 2D and 3D mode. The integrated rendering core offers content creators and end-users full control over the quality and depth-effect characteristics of the picture.


Smart Insert

Professional PC's are part of most public signage installations. Quite often they increase the overall depth to the display and cause a lot of cable clutter. So we have designed this display with Smart insert in the back cover which is ideal for the integration of a professional small form factor PC. On top of that, the cable management system offers a great solution to keep your cables neat and professional looking.

Slim bezel

A slim bezel design adds a stylish look to a public display to nicely blend in just about any environment. Furthermore this design makes the display ideal for tiled matrix video walls.

SmartPower




The backlight intensity can be controlled and pre-set by the system to reduce the power

consumption by up to 50%, which saves substantially on energy costs.

Full HD LCD display 1920x1080p

This display has a resolution that is referred to as Full HD. The state-of-the-art LCD screen technology has the full high-definition widescreen resolution of 1080 progressive lines, each with 1920 pixels. This allows the best possible picture quality for HD input signals with up to 1080 lines. It produces brilliant flicker-free progressive scan pictures with optimum brightness and superb colors. This vibrant and sharp image will provide you with an enhanced viewing experience.

Designed for 24/7 operation



Because business never sleeps, our signage displays are designed for 24/7 use. Taking advantage of superior components to ensure a higher level of quality, you can count on this range of models for complete around-the-clock reliability.



Specifications

Picture/Display

- Diagonal screen size (metric): 107 cm
- Diagonal screen size (inch): 42 inch
- Aspect ratio: 16:9
- Panel resolution: 1920x1080p
- Pixel pitch: 0.485 x 0.485
- Optimum resolution: 1920 x 1080 @ 60Hz
- Brightness: 700 cd/m²
- Display colors: 1.06 Billion colors
- Contrast ratio (typical): 1100:1
- Response time (typical): 9 ms
- Viewing angle (horizontal): 150 degree
- Viewing angle (vertical): 150 degree
- Picture enhancement: 3/2 - 2/2 motion pull down, 3D Combfilter, Motion compens. deinterlacing, Progressive scan, 3D MA deinterlacing, Dynamic contrast enhancement
- 3D Technology: Autostereoscopic 3D display, Fixed Lenticular 3D Technology, Input Format: 2D plus depth

Connectivity

- PC: VGA-in D-Sub 15HD, VGA-out D-Sub 15HD, DVI-D x1, RS232 D-Sub9, RS232 D-sub9 output, 3.5 mm PC audio input x1
- AV input: HDMI x1, Composite (RCA) x1, Composite (BNC) x1, S-video x1, Audio (L/R) x2, Component (YPbPr) x1
- AV output: Composite (BNC) x1, Audio (L/R) x1
- Other connections: AC-out, External loudspeaker connector

Convenience

- Placement: Landscape
- Picture in picture: PBP, PIP, POP
- Screen saving functions: Pixel shift, Low bright
- Keyboard control: Hidden, Lockable
- Remote control signal: Lockable
- Signal loop through: RS232, VGA
- Ease of installation: AC Out, Carrying Handles, Smart Insert
- Energy saving functions: Ambient light sensor, Smart Power
- Safety control functions: Heat Control, Temperature Sensor

- Picture performance: Advanced color control
- Network controllable: RS232
- Packaging: Reusable box

Sound

- Built-in speakers: 2 x 5 W (8 ohm)

Power

- Mains power: 90-264 VAC, 50/60 Hz
- Consumption (On mode): Typ. 133W
- Standby power consumption: <1W

Supported Display Resolution

- Computer formats: 640 x 480, 60, 67, 72, 75Hz, 800 x 600, 56, 60, 72, 75Hz, 1024 x 768, 60Hz, 1280 x 768, 60Hz, 1280 x 800, 60Hz, 1360 x 768, 60Hz, 1366 x 768, 60Hz, 1440 x 900, 60Hz, 1600 x 1200, 60Hz, 1920 x 1080, 60Hz, 1920 x 1200, 60Hz
- Video formats: 480i, 60Hz, 480p, 60Hz, 576p, 50Hz, 576i, 50Hz, 720p, 50, 60Hz, 1080i, 50, 60Hz, 1080p, 50, 60Hz

Dimensions

- Bezel thickness: 1.6 cm / 0.63 inch
- Smart Insert mount: 160 x 300 x 55 mm
- Set height (with stand): 606 mm
- Smart insert in inch (WxHxD): 6.30 x 11.81 x 2.17 inch
- Set height (with stand) (inch): 23.9 inch
- Set Width: 968 mm
- Product weight: 37 kg
- Set depth (with stand): 405 mm
- Set Height: 559 mm
- Set Depth: 132 mm
- Set depth (with stand) (inch): 15.9 inch
- Set Width (inch): 38.1 inch
- Set Height (inch): 22 inch
- Wall Mount: 200x200mm, 400x200mm (Set), 100x100mm (Smart insert)
- Set Depth (inch): 5.1 inch
- Product weight (lb): 81.6 lb

Operating conditions

- Temperature range (operation): 0 - 40 °C

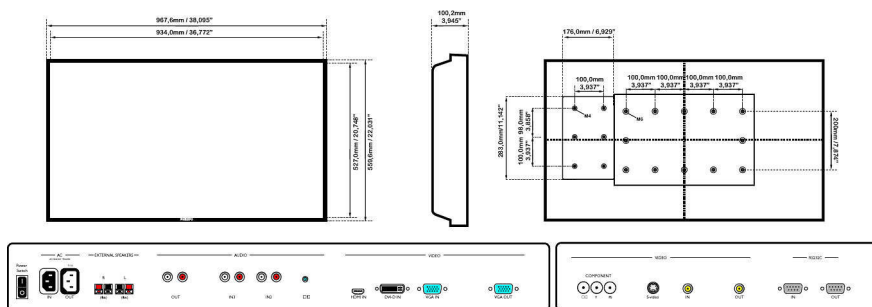
- MTBF: 50.000 hour(s)
- Relative humidity: 5 - 90 %

Accessories

- Included accessories: Remote Control, Batteries for remote control, AC Power Cord, VGA cable, User manual on CD-ROM, Quick start guide
- Optional accessories: Fixed wall mount, Flexible wall mount, Ceiling mount
- Stand: BM05211

Miscellaneous

- Bezel: metallic anthracite
- On-Screen Display Languages: English, French, German, Italian, Polish, Turkish, Russian, Simplified Chinese
- Warranty: Europe/North America: 1 year
- Regulatory approvals: CE, RoHS



Issue date 2024-03-25

Version: 3.2.2

EAN: 87 12581 62670 9

© 2024 Koninklijke Philips N.V.
All Rights reserved.

Specifications are subject to change without notice.
Trademarks are the property of Koninklijke Philips N.V.
or their respective owners.

www.philips.com