



Philips Signage Solutions
Video Wall Display

65"

Direct LED Backlight
Ultra HD
500cd/m²



65BDL6005X

Get the bigger picture

Monitor, manage and control

Ensure every detail is under control. The Philips X-Line Videowall display is designed for 24/7 operation and can be customised to fit all your content needs. View content from multiple sources in real-time with enhanced picture quality.

Effortless setup. Total control.

- Operate, monitor and maintain with CMND & Control
- Add Android processing power with an optional CRD50 module

Powerful system solution

- Energy-saving automatic backlight control
- OPS slot allows for PC embedding without cabling
- Tiling mode. Create tiled 4K videowalls of any size

Brilliant images. Endless possibilities.

- IPS panel: rich color consistency from every angle
- Ultra HD monitors. Brilliant images. Clear contrast
- Ultra-narrow bezels. For distraction-free images

Cost-effective system solution

- FailOver ensures content is always playing

PHILIPS

Specifications

Connectivity

- Audio output: 3.5 mm Mini Jack (x1)
- Video input: DisplayPort 1.2 (x1), DVI-D (x1), HDMI 2.0 (x2), VGA (Analog D-Sub) (x1)
- Audio input: 3.5 mm mini jack (x1)
- Other connections: OPS, USB 2.0 (x1)
- Video output: DisplayPort 1.2 (x1)
- External control: IR (in) 3.5 mm jack, IR (in/out) RJ45, RS232 (in/out) RJ45, LAN RJ45 (x2)

Picture/Display

- Diagonal screen size (metric): 164 cm
- Diagonal screen size (inch): 64.5 inch
- Aspect ratio: 16:9
- Panel resolution: 3840 x 2160
- Pixel pitch: 0.372 x 0.372 mm
- Optimum resolution: 3840 x 2160 @ 60 Hz
- Brightness: 500 cd/m²
- Display colors: 1.07 B
- Contrast ratio (typical): 1300:1
- Dynamic contrast ratio: 500,000:1
- Response time (typical): 8 ms
- Viewing angle (horizontal): 178 degree
- Viewing angle (vertical): 178 degree
- Haze: 25 %

Convenience

- Placement: Landscape (24/7), Portrait (24/7)
- Tiled Matrix: Up to 10 x 10
- Screen saving functions: Pixel Shift, Low Bright
- Signal loop through: DisplayPort, LAN, IR and RS232 via RJ45
- Ease of installation: Carrying Handles, Smart Insert
- Energy saving functions: Smart Power
- Network controllable: LAN (RJ45)

Sound

- Built-in speakers: 2 x 10W (RMS)

Power

- Consumption (On mode): 150 W
- Consumption (Typical): 210 W
- Consumption (Max): 400 W
- Standby power consumption: 0.5 W
- Energy Label Class: G

Supported Display Resolution

- Computer formats: 720 x 400, 70Hz, 800 x 600,

- 60, 75Hz, 1024 x 768, 60, 75Hz, 1280 x 768, 60Hz, 1280 x 800, 60Hz, 1280 x 960, 60Hz, 1280 x 1024, 60Hz, 1360 x 768, 60Hz, 1366 x 768, 60Hz, 1600 x 1200, 60Hz, 1920 x 1080, 60Hz, 3840 x 2160, 60Hz
- Video formats: 720p, 50, 60Hz, 1080i, 25, 30Hz, 1080p, 50, 60Hz, 3840 x 2160, 60Hz, 2160P 50, 60Hz ((HDMI/OPS/DP)

Dimensions

- Set Width: 1432.6 mm
- Product weight: 29.0 kg
- Set Height: 807.6 mm
- Set Depth: 88.8 mm (D@WallMount)/91.7 mm (D@Handle) mm
- Set Width (inch): 56.40 inch
- Set Height (inch): 31.80 inch
- Wall Mount: 400mm x 400mm, M6
- Set Depth (inch): 3.50 (D@WallMount)/3.61 (D@Handle) inch
- Bezel width: 2.3 mm + 1.2 mm

Operating conditions

- Altitude: 0 ~ 3000 m
- Temperature range (operation): 0 ~ 40 °C
- MTBF: 50,000 hour(s)
- Temperature range (storage): -20 ~ 60 °C
- Humidity range (operation) [RH]: 20 - 80% (without condensation)
- Humidity range (storage) [RH]: 5 - 95% (without condensation)

Accessories


- Included Accessories: AC Switch Cover, Edge Alignment Kit, Gap pad x3, IR sensor cable (1.8 m) (x1), Quick start guide (x1), Remote control & AAA batteries, RJ45 / RS232 converter, Wire Clamper (x3), Power cord, DP cable (x1), RJ45 cable (x1)

Miscellaneous

- On-Screen Display Languages: Arabic, English, French, German, Italian, Japanese, Polish, Russian, Spanish, Simplified Chinese, Turkish, Traditional Chinese
- Warranty: 3 years warranty
- Regulatory approvals: CE, FCC, Class A, RoHS, CB, ETL

Highlights

CMND & Control




Run your display network over a local (LAN) connection. CMND & Control allows you to perform vital functions like controlling inputs and monitoring display status. Whether you're in charge of one screen or 100.

Energy-saving

Energy-saving automatic backlight control

FailOver




From waiting room to meeting room, never show a blank screen. FailOver lets your Philips Professional Display switch automatically between primary and secondary inputs ensuring content keeps playing even if the primary source goes down. Simply set a list of alternate inputs to be sure your business is always on.

IPS panel rich color

IPS panel: rich color consistency from every angle

OPS slot



Integrate a full-power PC or Android-powered CRD50 module directly into your Philips Professional Display. The OPS slot contains all the connections you need to run your slot-in solution, including a power supply.

Optional CRD50 module

Embed an Android System-on-Chip (SoC) in your Philips Professional Display. The optional CRD50 module is an OPS device that enables Android processing power without the need for cables. Simply slide into the OPS slot, which contains all the connections needed to run the module (including power supply).

Tiling mode

Connect two or more Philips professional displays to create a tiled videowall-without the need for external devices. A single player takes care of content, whether you have four screens or 40. 4K content is fully supported, and if you're showing that content on four screens you get the best possible dot-by-dot resolution.

Ultra HD monitors

Ultra HD monitors. Brilliant images. Clear contrast

Pure Colour Pro

Boost image quality with Pure Colour Pro. Delivering higher luminance through custom colour temperature settings and advanced gamma calibration, content looks crisper and more radiant for stunning realism with a visual pop.



Issue date 2024-03-23

Version: 2.0.1

EAN: 87 12581 78569 7

© 2024 Koninklijke Philips N.V.
All Rights reserved.

Specifications are subject to change without notice.
Trademarks are the property of Koninklijke Philips N.V.
or their respective owners.

www.philips.com