

PHILIPS

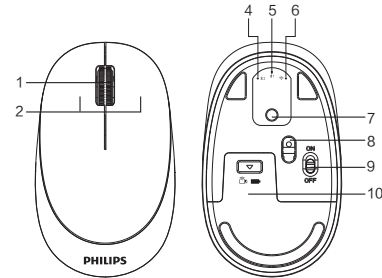
Mouse

4000 Series

SPK7407



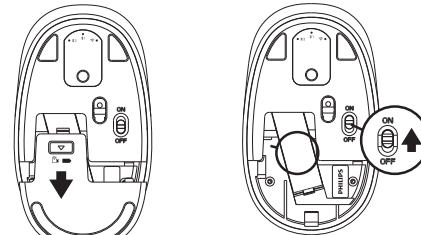
User manual



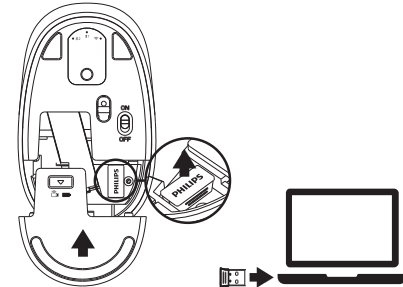
Function overview of the mouse

- 1. Scroll wheel
- 2. Left and right buttons
- 3. Wireless receiver
- 4. Bluetooth mode 2 indicator
- 5. Bluetooth mode 1 indicator
- 6. 2.4G wireless mode indicator
- 7. Mode switch button
- 8. Optical sensor
- 9. ON/OFF switch
- 10. Battery door

2.4G wireless connection guide



- 1. Push the battery door away.
- 2. Pull off the battery insulating film. Turn on the power switch.

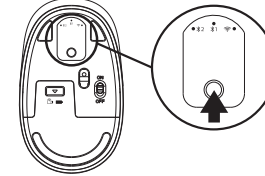


- 3. Take out the receiver and close the battery door.
- 4. Plug the receiver into the USB port of a PC.

Note: the factory default setting of the connection mode of mouse is 2.4G mode. If the connection is successful, the 2.4G mode indicator will automatically turn off.

Mouse Bluetooth connection guide

Note: make sure that the mouse power is on before Bluetooth pairing.



- 1. Short press the mode switch button to select the Bluetooth mode to be connected, and the corresponding indicator light on the top will flash slowly; long press the Bluetooth mode switch key, and the corresponding indicator light on the top will flash quickly, then enter the waiting for Bluetooth pairing.
- 2. Turn on the Bluetooth of your computer or other devices, search and select "Philips SPK7407" or "SPK7407" and start Bluetooth pairing until the connection is completed.

Note:
1. Bluetooth 5.0 is not supported on Windows 7 and below;
2. The device ID for Bluetooth 3.0 is Philips SPK7407, while for Bluetooth 5.0 is SPK7407.

Mode switching method of the mouse



- 1. The mouse has three channels, 2.4G, Bluetooth 1 and Bluetooth 2, which can connect three devices at the same time.
- 2. Mode switching: Short press the mode switch button, the corresponding mode indicator on the top will be on for 3 seconds, and then it will be off. The switch to the corresponding equipment is completed. If the mode indicator is flashing slowly, it means that the mode has not been connected.

Packaging contents

- 1. Wireless mouse
- 2. Wireless receiver
- 3. User manual/warranty card
- 4. 1AA battery (inside mouse)

System requirement

- 1. 1 x USB port
- 2. Bluetooth 3.0/Bluetooth 5.0
- 3. Windows® 7/Windows® 8/Windows® 10 or later, Android 3.2 and above; Mac OS 10.5 or later

Technical specifications

- 1. Connectivity: 2.4GHz/Bluetooth 3.0/Bluetooth 5.0
- 2. Working distance: 2.4GHz about 15m/Bluetooth about 10m
- 3. Number of buttons: 4
- 4. Button lifespan: 3 million clicks
- 5. Resolution: 1600 DPI
- 6. Power supply: 1AA Philips battery
- 7. Interface: USB wireless receiver
- 8. Mouse size: 110.2x65.6x34.8mm
- 9. Product weight: 83g ± 5g
- 10. Operating temperature range: 0 °C to 40 °C
- 11. Operating humidity range: 10% - 85%

Trouble shooting

- 1. Make sure that the USB wireless receiver of the product is correctly plugged into the USB port of the computer.
- 2. Make sure the computer meets the minimum system requirement.
- 3. If the distance between the product and the receiver exceeds an effective range, please reduce the distance for better performance.

If you can't solve the problem, please try to find the solution from Philips website or nearest retailer. Please do not disassemble the product by force.

Attention

- 1. Photoelectric technology can correctly detect the movement of mouse on most surfaces. Do not use the mouse on any reflective, transparent or uneven surfaces.
- 2. Please use dry and soft cloth to clean the product.
- 3. Do not disassemble the product by force.
- 4. Do not direct the light from the bottom of the mouse to your eyes.
- 5. Do not get in the rain or in the sun or fire.
- 6. Do not flush directly with water.



Important safety and compliance information

Disposal of product and packing material
Waste Electrical and Electronic Equipment-WEEE
This symbol on the product or on its packaging indicates that this product must not be disposed of with your household waste. Instead, it is your responsibility to dispose of your waste electrical and electronic equipment. The separate collection and recycling of your waste equipment at the time of disposal will help to conserve natural resource and ensure that it is recycled in a manner that protects human health and the environment. For more information about where you can drop off your waste equipment for recycling, please contact the local city office, the household waste disposal service or the shop where you purchased the product.

CE Declaration of Conformity
This device complies with the requirements set out in the Council Directive on the Approximation of the Laws of the Member States relating to Electromagnetic Compatibility Directive (2014/30/EU), RoHS directive (2011/65/EU) and Radio Equipment Directive (2014/53/EU) for Radio Equipment.
This product has been tested and found to comply with the harmonized standards for Information Technology Equipment, these harmonized standards published under Directives of Official Journal of the European Union.

Federal Communications Commission (FCC) Notice
This equipment has been tested and found to comply with the limits for a Class B digital device, pursuant to Part 15 of the FCC Rules. These limits are designed to provide reasonable protection against harmful interference in a residential installation. This equipment generates, uses and can radiate radio frequency energy and, if not installed and used in accordance with the instructions, may cause harmful interference to radio communications.

However, there is no guarantee that interference will not occur in a particular installation. If this equipment does cause harmful interference to radio or television reception, which can be determined by turning the equipment off and on, the user is encouraged to try to correct the interference by one or more of the following measures:
• Reorient or relocate the receiving antenna.
• Increase the separation between the equipment and receiver.
• Connect the equipment into an outlet on a circuit different from that to which the receiver is connected.
• Consult the dealer or an experienced radio/TV technician for help.
Changes or modifications not expressly approved by the party responsible for compliance could void the user's authority to operate the equipment.

THIS CLASS B DIGITAL APPARATUS MEETS ALL REQUIREMENTS OF THE CANADIAN INTERFERENCE - CAUSING EQUIPMENT REGULATIONS.

FCC Compliance Statement
This device complies with Part 15 of the FCC Rules. Operation is subject to the following two conditions: (1) this device may not cause harmful interference, and (2) this device must accept any interference received, including interference that may cause undesired operation.

Commission Fédérale de la Communication
Cet équipement a été testé et déclaré conforme aux limites des appareils numériques de class B aux termes de l'article 15 Des règles de la FCC. Ces limites sont conçues de façon à fournir une protection raisonnable contre les interférences nuisibles dans le cadre d'une installation résidentielle.

CET appareil produit, utilise et peut émettre des hyperfréquences qui, si l'appareil n'est pas installé et utilisé selon les consignes données, peuvent causer des interférences nuisibles aux communications radio. Cependant, rien ne peut garantir l'absence d'interférences dans le cadre d'une installation particulière. Si cet appareil est la cause d'interférences nuisibles pour la réception des signaux de radio ou de télévision, ce qui peut être détecté en fermant l'équipement, puis en le remettant en fonction, l'utilisateur pourrait essayer de corriger la situation en prenant les mesures suivantes:
• Réorienter ou déplacer l'antenne de réception.
• Augmenter la distance entre l'équipement et le récepteur.
• Brancher l'équipement sur un autre circuit que celui utilisé par le récepteur.
• Demander l'aide du marchand ou d'un technicien chevronné en radio/ télévision.

Toutes modifications n'ayant pas reçu l'approbation des services compétents en matière de conformité est susceptible d'interdire à l'utilisateur l'usage du présent équipement.

CET APPAREIL NUMÉRIQUE DE LA CLASSE B RESPECTE TOUTES LES EXIGENCES DU RÈGLEMENT SUR LE MATÉRIEL BRUYEUR DU CANADA.

PHILIPS

Warranty Card

Dear customer,
Thank you for purchasing a Philips IT accessory product. To ensure you a reliable after-sales service, please read the following instructions carefully. This product warranty period is valid for one year from the date of purchase (the date of receipt of the return receipt and the invoice date of the buyer).

Register your product and get support at:
www.philips.com/welcome

The following situations are not covered by after-sales service:
1. Unable to provide a valid warranty card and invoice (not including those that can prove the products is within the valid warranty period) or the alteration of the warranty without authorization.

- 2. The product model and serial number on the warranty card are not in conformity with the physical product or without the distributor seal.
- 3. The model number, serial number or production date code on the product has been altered, removed or made illegible.
- 4. The defect is the result of excessive use outside the intended purpose, e.g. non-stop use in a commercial environment.
- 5. Damage due to not used in accordance with product instructions.
- 6. Damage caused by the use of pirated software or computer virus during use.
- 7. Damage caused by accident, damage, or repair from unauthorized service vendors.
- 8. Damage caused by force majeure.
- 9. The product does not work properly due to missing connection caused by accident, signal interference or other influential factors during use.
- 10. For normal wear and tear defects, or by their nature consumable parts.
- 11. The product does not function properly because it was not originally designed, manufactured or approved for use in the country where you use the product, which might occur when you imported the product.

If the functions of the product which you had purchased are defected or can not be used normally, please contact your local retailer or contact:
Email: India.Callorent@ty-tech.com
Hotline service: 1800 425 6396
Opening hours: 10 a.m. to 9 p.m. from Monday to Saturday & 10 a.m. to 6 p.m. on Sunday.

The serial number of the product filled in the form must be consistent with the actual product. This certificate the primary instrument for the after-sales service, please safe keep it. If you need technical support, please show this warranty card, and we will provide quality and professional services.

Commodity Information	Name	
	Place of origin	
	Model No.	
	Serial No.	
User info.	Name	
	Address	
	Tel.	
	Postcode	
Sales info.	Retailer	
	Address	
	Tel.	
	Postcode	
	Sale date	
	Invoice No.	
	Stamp & Signature	
	Dear customer, the above information is to be filled in by the seller. Please cooperate with us. Thank you!	
The following information shall be filled in by the maintenance agency and returned to the customer.		
Maintenance info.	Maintenance company name	
	Address	
	Tel.	
	Postcode	
	Document No.	
	Date	
Signature		

2022 © Top Victory Investments Limited. All rights reserved.

Philips and the Philips Shield Emblem are registered trademarks of Koninklijke Philips N.V. and are used under license.

This product has been manufactured by and is sold under the responsibility of Top Victory Investments Limited, and Top Victory Investments Limited is the warrantor in relation to this product.

Specifications are subject to change without notice



The Bluetooth® word mark and logos are registered trademarks owned by Bluetooth SIG, Inc. and any use of such marks by MMD Hong Kong Holding Limited is under license. Other trademarks and trade names are those of their respective owners.

Made in China

Register your product and get support at:
www.philips.com/welcome