

RS232 Cable

RS232 Daisy Chain Cable



x2

IR Sensor Cable

HDMI Cable

USB Cover

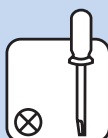
x2

\* Differences according to regions.

Display design and accessories may differ from those illustrated above.



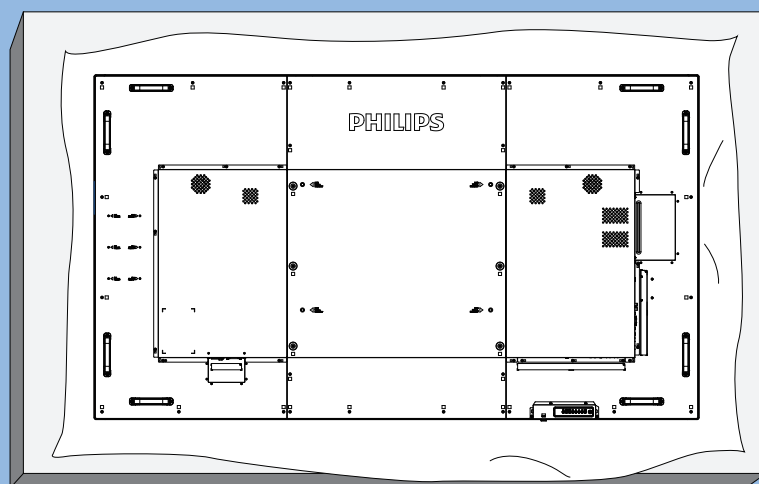
x4



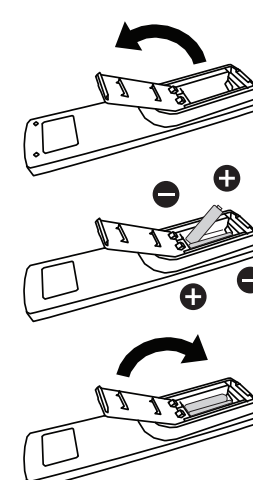
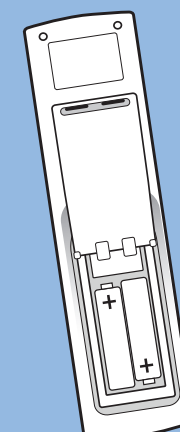
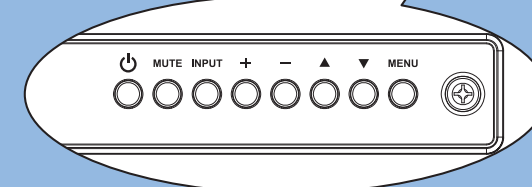
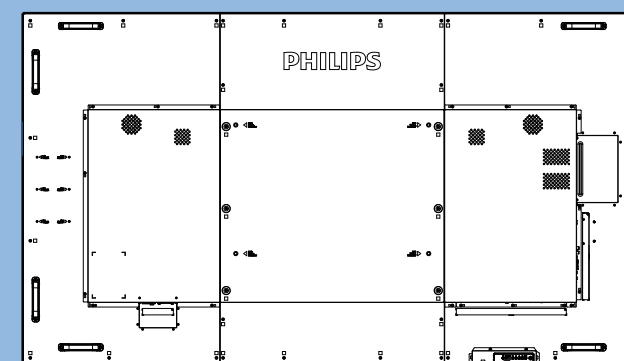
1



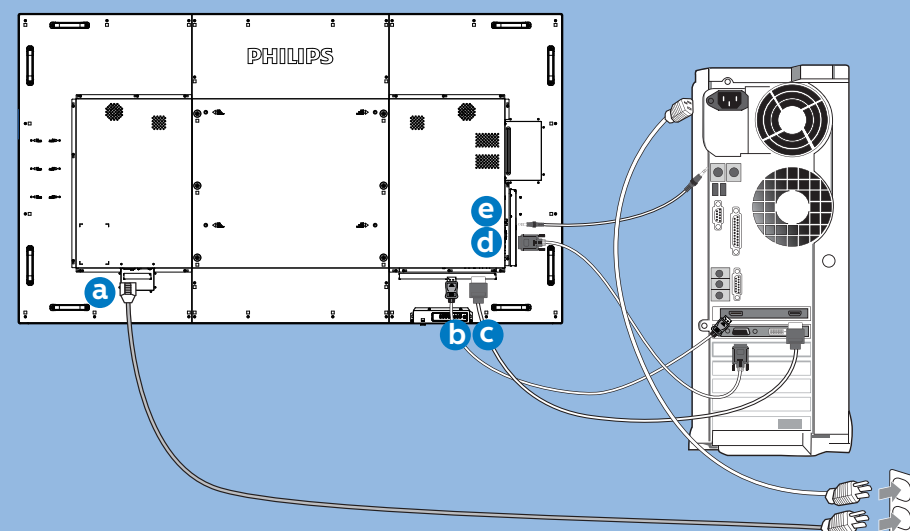
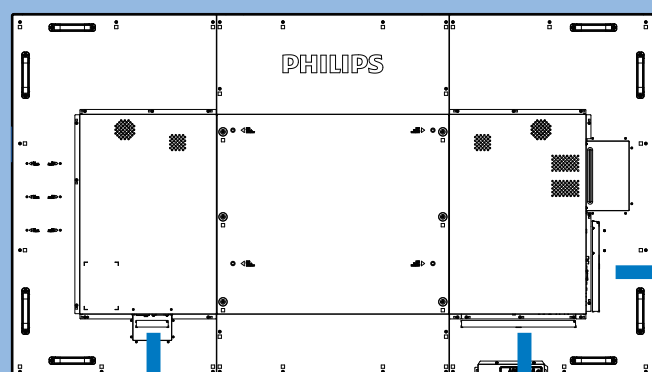
x4



2



3



AC IN



DP



HDMI



VGA



AUDIO



RJ45

RS232 IN

RS232 OUT

DP IN

HDMI 1 IN

HDMI 2 IN



HDMI 3 IN



HDMI 4 IN



IR-OUT



IR-IN



D-SUB



AUDIO IN



AUDIO OUT



USB 2.0



USB 3.0




5V/2A

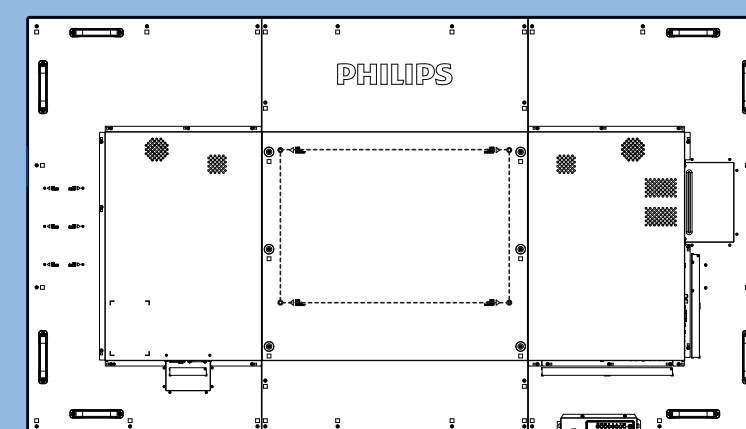


MICRO SD

4



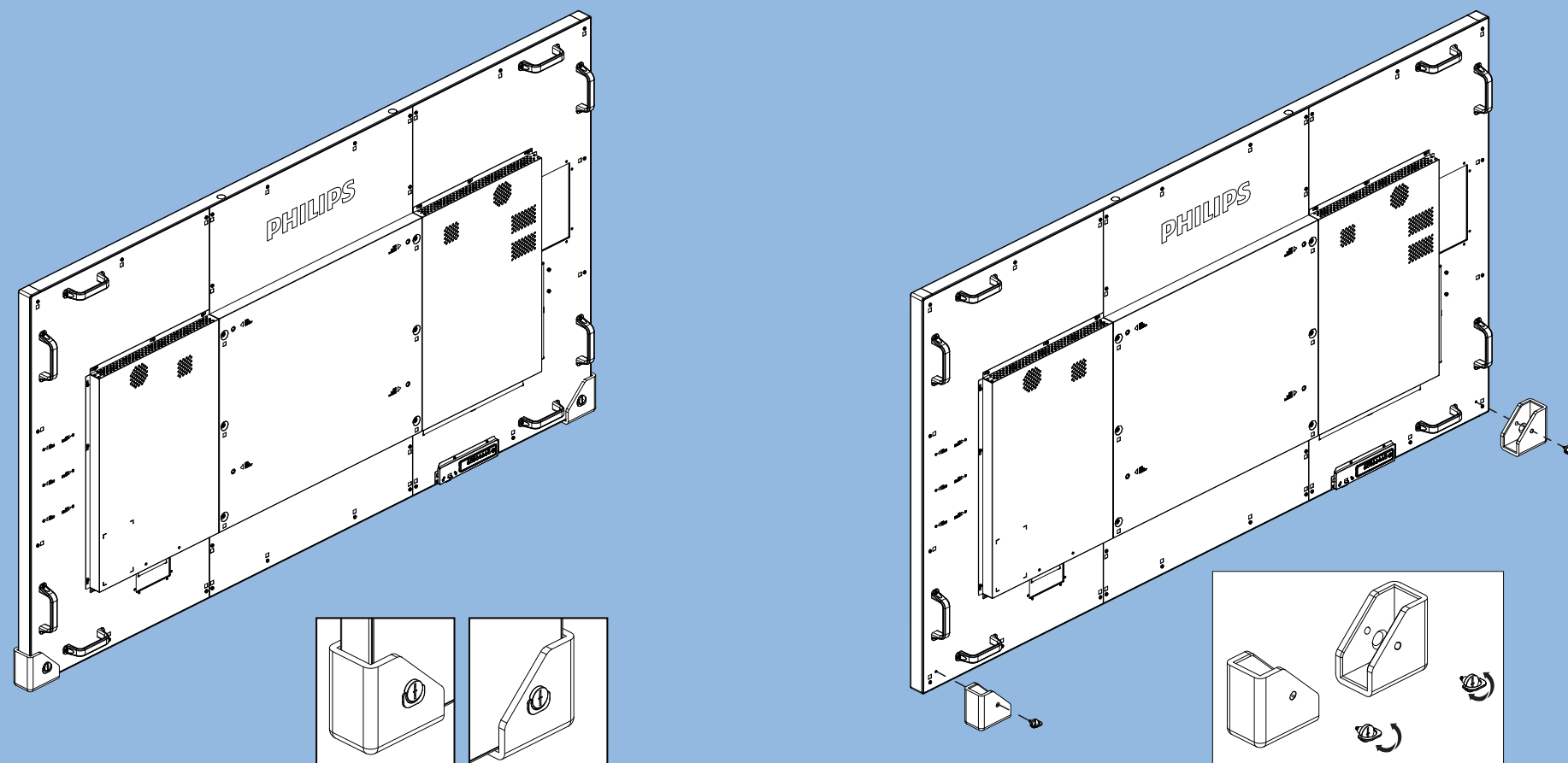
x4



M8 \* (15+X) mm  
(X=Thickness of Wall mount BKT)

86BDL3050Q: 600mmx400mm

5



- Please always let the rubber corners on the display unless the display is on the wall.
- Please keep the rubber corners and the thumb screws properly and use them to protect the display when the display is not on the wall.

PHILIPS

Q line

86BDL3050Q



# Quick Start



Please check out the website below for more product information.  
[www.philips.com/signagesolutions-support](http://www.philips.com/signagesolutions-support)



© 2018 Koninklijke Philips N.V. All rights reserved.

Philips and the Philips Shield Emblem are registered trademarks of Koninklijke Philips N.V. and are used under license from Koninklijke Philips N.V.

Specifications are subject to change without notice.

Version: V1.20 2018-08-09



Q41G86M181301D