PHILIPS

Philips LCD Monitor Electronic User's Manual

LCD Monitor

170C7

υ ς◊L◊dzd[w tƒ†s dz§jtæ◊dz3 в§jLtstƒ◊fnpdzsfnjso[d[lsj¬dzd[ujfn§†sdz§z tsæfnpdz>|d[ə◊dzd[ᵡ Y◊fnjsts ə†sLdzd[ς◊ᵡ h d[§j ə†stƒ†ds†sfnj ł tso[fn§ d[lzfnjstæ◊dz§jdzd[§j dz§d[fnƒtæ◊ə dzsfnjsj¿ ł stæd3◊lso[ə dz§j нts§†lzd[§jdzs [tdzd[§j dz§tsæ¬tsнd[d3 §j fnpjнjdzd[w

⊢нə§jнjdzd[w tƒ†s dz§jtæ◊dz3 в§jLtstƒ◊fnpdzsfnjso[d[tƒ†so[fn§†lz d[lzfnjstæ◊dz§jdzd[ᵡ dz§d[fnƒtæ◊ə dzsfnjsj¿

υς◊L◊dzd[w tƒ†s dz§jtæ◊dz3 в§jLtstƒ◊fnpdzsfnjso[d[lsj¬dzd[ujfn§†sdz§z tsæfnpdz>|d[ə◊dzd[ᵡ

⊢нυ[t [r ł [: в fnƒtsdz Ltsə◊dzd[j ʷ lzd§ujd¿, tstæ◊dzsə d[dz[tstƒjtæ◊ujd[¿ tæjdzdz[tæ†sə§d[, tslsdz[ujdz„ ¬ tslslz§†L◊dzd„ ¬ ə н◊dzdzsd3 нts§†lzd§jdzsj, d3†s>|jls tƒ†æ[ə§jfnjso[§ tƒ†stæ◊>|jdzd[ᵡ ↓ d§§†lstæ[ujfn§†d[d3 lsts§†tsd3 d[tstƒ◊fnpdz„ d3 fnƒ[lsz◊ujd[w d3 fnpʷL◊dzd„ d3 fnƒ↓ d§§†lstæ[ujfn§†d[d3[d[/d[dz[d3j¬◊dzd[ujfn§†d[d3[§†sd3ƒtsd§dzs◊d3[.

ł †æ†sujd[ls◊ls¿lsj d[d§jlz§†sfnpdzd[lsj dz dzs fnjsə dzᵡ н◊¿lsj tƒ†æ[ə§jнjdzd„ j dzd[>|j d[dzs[†stæz§ujd[d[d[↓§fnƒdzz◊ls◊ujd[d[d3†sdzd[lstst◊§†sd3ƒ↓ᵡ lsj†æ◊.

§†§fnƒdzz◊ls◊ujd[w:

- ł †æjнts¬†æ◊dz¿lsj d3†sdzd[lstst◊ tslsə†sLнj¿fnjsəd[w tƒ†æʷd3†sd†s fnjsdzd§jujdzsd†s fnpjls◊d[d§j lzfnjs◊dz§ə dzd[ə◊¿lsj j d†s†æʷнts d3 fn§†lz¬†sdzd„ d3[tƒ dz[ls◊d3[d[dz[нtdzsd[d3[d[fnjstsujdz§†◊d3[lsjtƒdz◊.
- ↓ j нtstƒlzfn§†◊¿lsj tƒ†stƒ◊н◊dzd[w §†◊§d¬-dz[в†s tƒ†æjнd3jlstsə ə ə jdzs[dz[ʷujd†sdzd„ j tslsə jtæfnjsd[w, ◊ls◊§>|j dz§†dzʰ jdzd[w dz§нd§j>|◊ʰ j d†s†s¬dz◊>|нjdzd[w ↓ d§j§†lstæsdzd„ ¬ §†sd3ƒtsd§jdzs†sə d3†sdzd[lstst◊d[L-L◊ tƒ†sfnjstst◊†sdzd§¬ tƒ†æjнd3jlstsə.
- ↓ j L◊§†æʳ ə◊¿lsj ə jdzs[dz[ʷujd†sdzd„ j tslsə jtæfnjsd[w ə §†stæƒlzfnj d3†sdzd[lstst◊.
- ł †æ[lzfnjs◊dzsə§j d3†sdzd[lstst◊lzнtsfnjstsə jtæʳ lsjfnj , ujstsʰ lsjtƒfnjdz dz§ʷ ə[d[§◊d[↓ d§j§†lstæ[ujfn§◊ʷ †æsLjls§◊dz§¬†tsнʷlsfnjʷ ə d§j§†s нts fnjstzƒdzsd3 d3jfnjsj.
- J ʳ §dzʷ ujə d3†sdzd[lstst◊ tƒ†sfn†æjнfnjsə†sd3 tslsfnjsjнd[d§jdzd[w ʰ dz§†æ◊tƒ[ls◊dzd[w d[dz[§◊вjdzʷ tƒ[ls◊dzd[w tƒ†sfnjstsʷdzdzsd†s lsts§◊, tƒ†sнts>|d[lsj 6 fnj§†lzd§ tƒjtæjн tƒ†sнfnjsjнd[d§jdzd[j d3ʰ dz§†æ◊tƒ[ls◊dzd[w d[dz[§◊вjdzʷ tƒ[ls◊dzd[w tƒ†sfnjstsʷdzdzsd†s lsts§◊ fnujdzᵡ tsəjfnƒjujdzd[w dz§†æd3◊dz dz§d†s†æjнd[d3◊ ↓ §fnƒdzz◊ls◊ujd[d[.
- J fnjднə◊d[fnƒtsdz Lz¿lsj lstsdz §†s fnƒjujd[◊dz dz¿ʰ dz§†æ◊tƒ[ls◊dzd[w, tƒ†sfnjs◊ə dzʷjd3¿ʰ §†sd3ƒ◊dzd[j¿ Philips. [fnjdz[ʰ dz§†æ◊tƒ[ls◊dzd[w tslsfnjzlsfnjsə lzjls, tsə†æ◊lsd[lsj fnj ə d3jfnjsdz¿ʰ fnjдtəd[fnpdz¿ʰ ujdzs†æ◊ (⊢d3 †æ◊L нjdzçѵjdzs†æ◊d[dz„ tstæd3◊ujd[d[нdzʷ tƒ†slst§jвd[lsjd3j¿è)
- J †s ə†§jd3ʷ ↓ §fnƒdzz◊ls◊ujd[d[d§j tƒ†sнə jtæ◊¿lsj r § d3†sdzd[lstst◊ ə†sLнj¿fnjsəd[ᵡ fnƒ[dz dzs¿ ə d[в†æ◊ujd[d[d[dz[lzн◊†sə.
- ↓ j нtstƒlzfn§†◊¿lsj tƒ◊нjdzd[w d3†sdzd[lstst◊ d[dz[lzн◊†sə tƒ†s d§jd3z ə†s ə†§jd3ʷ ↓ §fnƒdzz◊ls◊ujd[d[d[dz[lst◊dzƒtstæsd[†æ†sə§d[.

υ¬†tsн:

- ⊢ujdzᵡ tƒ†§jнts§ə†æ◊ʰ jdzd[w tƒ†sə†§jнjdzd[w нd[fnƒd§jʷ d§j tƒ†æd[dz◊æ◊¿lsj u†§jLd3j†æ†sj нə◊d§jdzd[j § r § tƒ◊d§jdz[. ł †æ[tƒjj†§jd3jʰ jdzd[d[d3†sdzd[lstst◊нjə>|d[lsj fnj L◊†æ◊d3§lz§†stæƒlzfn◊d3†sdzd[lstst◊, d§j tƒ†sнdzd[d3¿lsj d3†sdzd[lstst◊, нjə>|◊fnj L◊r § tƒ◊d§jdz.
- [fnjdz[d3†sdzd[lstst◊ d§j вlzнjls d[fnƒtsdz Ltsə◊ls fnjʷ ə lsj ujdzd[j нdz[lsj dz dzs ə†§jd3j dzd[, tslsfnjsjнd[dzd[lsj d3†sdzd[lstst◊ tslsʲ d§j§†stæ[ujfn§†s¿ †æ†sjls§d[.
- J lsfnjsjнd[dzd[lsj d3†sdzd[lstst◊ tslsʲ d§j§†stæ[ujfn§†s¿ †æ†sjls§d[tƒjj†§jн ə ʳ tƒ†sdzd§jdzd[j d3†sujd[fnjs§d[. [ujd[fnjs§†lz fnpjнlzjls tƒ†æ†sə†sнd[ls ə dz§◊>|dzs¿ ls§◊dz„ ᵡ. ς †æ◊dzd3†s>|dzs tƒ†æ†sls[†æ◊ls fnjz¬†ts¿ ls§◊dz„ ᵡ tƒ†æ[ə ʳ §dzʷ ujdzd§jdz3 tƒ[ls◊dzd[d[. ł d[§†sнə◊d§j d[fnƒtsdz Lz¿lsj tstæ◊dzd[ujfn§†d[j †æ◊fnjsə†stæ[lsj dz[, dz§tƒ†æ[d3j†æ, fnƒd[†æ†s d[dz[>|d[н§†sfnjs[, fnjsнj†æ>|◊ʰ d[j ◊d3d3[◊§ нdzʷ †sujd[fnjs§d[d3†sdzd[lstst◊.
- J †s d[Lвj>|◊dzd[j tƒ†stæ◊>|jdzd[w ↓ d§j§†stæ[ujfn§†d[d3 lsts§†tsd3 d[dz[d§jlzfnjstæ◊dzd[d3†sdzs tƒ†sə†§jd3jнjdzd[w d3†sdzd[lstst◊, d§j tƒ†sнə jtæ◊¿lsj j d†s ə†sLнj¿fnjsəd[ᵡ tƒʳ dz[, нts>|нʷ, ə†sнʳ d[dz[ujd[Ld3j†æ†s¿ ə◊dz◊>|dzs fnjsd[.
- [fnjdz[d3†sdzd[lstst◊ dz§d3†s§, §◊§ d3†s>|dzs fn§†stæjj tƒ†æ†slstæ[lsj j d†s fnjz¬†ts¿ ls§◊dz„ ᵡ.
- [fnjdz[ə d3†sdzd[lstst◊ tƒ†stƒ◊нjls tƒ†sfnjstst◊†sdzd§jj ə jʰ j fnjsə†s d[dz[ə†sнl◊, d§j d3jнd§jdzs tslsdzᵡ ujd[lsj tƒd[ls◊dzd[j d[tslsdzᵡ ujd[lsj ʰ dz§†æ◊tƒd[ls◊dzd[w. ł ◊lsj d3lzн◊dzd[lsj tƒ†sfnjstst◊†sdzd§jj ə jʰ j fnjsə†s d[dz[ə†sнlz d[tslsƒtæ◊ə ʲ lsj d3†sdzd[lstst◊ ə fnjдtəd[fnpdz¿ʰ ujdzs†æ◊.
- ł j ¬†æ◊dzd[lsj d[d§j ↓ §fnƒdzz◊ls[†æ◊z¿lsj r § d3†sdzd[lstst◊ ə d§jfnjs◊¬, tƒ†sнə jtæ◊>|jdzd„ ¬ ə†sLнj¿fnjsəd[ᵡ

[illegible]

- [illegible]
  - [illegible] -35ÁC 32-95ÁF
  - [illegible] : 20-80% [illegible]

[illegible]:

- [illegible]
- [illegible] (ㅂ [illegible])
- [illegible]
- [illegible]

[illegible]

[illegible]

∫ ¸ ¿ta
B¸ ¿ L ts∫ O fnjtksfnjsc∫,
t∫ ts c∫ fn∫ ¿ c∫
lzfnjsta⊙dz¸ dz∫¸
dz¸ c∫ fn∫ ¿ta⊙ ∂ dksfnjs¸ ¿?
Y ⊙fnjsts
∂ ts¿ dz∫ ¿⊙ ˛ h c∫¸
∂ ts∫ ¿ta⊙sfnj
¿ ¿ta⊙dzkz ¸
W lzdk¿ u c∫ c∫
ta¸ ¿ dzdz c∫ ¿ta⊙ ∂ ¿c∫
H ts⊙ dz¸ fnjs c∫ dz¿sfnjs
fnj H ¿ta dzc∫ c∫ dz¿c∫
t∫ ¸ ¿ta c∫W ¸ ¿ta c∫? dz dz¿c∫
lzfnjsta¿? fnjs⊙ dz¿c∫
U ¸ ¿ dksdzs c∫ c∫W
c∫ L ¿ts¿sts⊙ dz¸ dz∫W
r ¿ t∫ ⊙dz¸ dz¸?
H ls⊙ dz⊙ ¿ts
¿ ¿ta ts dksdz¿c∫ ¿c∫,
¿ ¿ts dzs ∂ c∫ c∫
B¸ ¿ L ts∫ O fnjtksfnjs c∫
1 ts c∫ fn∫ ¿ c∫
lzfnjsta⊙dz¸ dz∫¸
dz¸ c∫ fn∫ ¿ta⊙ ∂ dksfnjs¸ ¿?
l ts ¿ dz¿⊙ s c∫ ∂ dz ¸
H ts¿ lzdz¸ dksfn
r ¿ dzdz c∫¸
dz¸ ts ¿ ts H c∫ dz¿ ¸
fn∂ ¸ H ¸ dz∫W

Y ⊙fnjsts ∂ ts¿ dz∫¿⊙ ˛ h c∫¸ ∂ ts∫ ¿ ta ts fnj

Y ⊙fnjsts ∂ ts¿ dz∫¿⊙ ˛ h c∫¸ ∂ ts∫ ¿ ta ts fnj

J : Y ls ts fn∂ dz¸ H lz¸ ¸ ls H ¸ dz⊙ ls , ¸ fn∂ dz[t∫ ¿ta[lzfnjs⊙ dz¿ ∂ ¿ ¿ dz¿ ts dz∫ ls ts ta⊙ dz⊙ ¿ ¿ta⊙ dz¸ ts ls ts ∂ ta⊙ ¿ ⊙¸ ls fn W fn¿ts ∂ h ¸ dz∫¸ "Cannot display this video mode"(¿ ls ts ls ∂ c∫ H ¸ ¿ts ta¸ ¿ ¿ c∫ ¿ ∂ ts fn∫ ¿ta ts c∫ L ∂ ¸ fn¿s c∫ dz¸ ∂ ts¿ dz¿ ts ¿ dz¿ ∂ ts)?

∫ : [¸ ¿ts dz¸ dz∫ lz¸ dz¿ ? ∂ c∫ H ¸ ¿ts ta¸ ¿ ¿ c∫ H dz W dz¿ ts dz∫ ls ts ta ts ∂ Philips dz¿ ts H ¸ dz¸ ? 17": 1280x1024, 60 ¸ ¿ u.

/, ∫ ls fn¿s¸ H c∫ dz∫ ls¸ ∂ fn¸ ¿ ¿⊙ ∂ ¸ dz∫, L ⊙ ls¸ dz¿ t∫ ts H fn¿s¸ H c∫ dz∫ ls¸ 1 ¿ ¿ dz¿ ts dz∫ ls ts ta, ¿ ts ls ts ta ? c∫ fn∫ ¿ts dz L ts ∂ ⊙ dz fnW fn¿ dz∫ dz¿ ta⊙ dz h ¸ c∫ dz¿ ts dz¿ ta⊙ ∂ ts ls⊙ dz

0, J dz¸ dz Windows È Start (1 ⊙ t∫ lzfn¿) ∂ r B¸ ¿ta c∫ ls¸ t∫ lzdk¿ ls Settings/Control Panel (1 ⊙fnjsts ? ¿ c∫/1 ⊙dz¸ dz lzt∫ ta⊙ ∂ dz¸ dz∫W) ∂ r B¸ ¿ta c∫ ls¸ t∫ c∫ ¿ ts ts ta⊙ dz¿ dz Display (¿ ¿ta⊙ dz¸ 1 ⊙t∫ ⊙dz¸ dz∫ lzt∫ ta⊙ ∂ dz¸ dz∫W 1 ¿ta⊙ dz¿ ∂ r B¸ ¿ta c∫ ls¸ W ta dz ¿ Settings (1 ⊙fnjsts ? ¿ c∫) . J ts ts ts ta⊙ ¸ dz¿ dz¿ ts dz¿ t∫ ts H W ta dz ¿ ts dz¿ Settings (1 ⊙fnjsts ? ¿ c∫) ts ¿ dz¸ , ts ts L dz⊙ u¸ dz¿ dz¿ ts dz¿ "desktop area" (ts dz⊙ fnjs ta⊙ ts u¸ ¿ts fnjs ts dz⊙), t∫ ¸ ¿ta¸ dz¿ fnjs c∫ ls¸ fn¿ ts dz L W h c∫ ? lz¿ L ⊙ ls¸ dz dz⊙ ∂ ⊙ ta c∫ ⊙ dz¿ 1280x1024 (17") 1 dz¸ dz¿ dz¿ ts ∂ c∫ L ts ta⊙ ¸ dz¿ dz∫W.

1, ∫ ls ¿ts ? ls¸ ts ¿ dz¿ Advanced Properties(U fnjs ∂ ¸ ¿ h ¸ dz¿ ts ∂ ts ⊙ dz dz ¸ ¸ W lzdk¿ u c∫ c∫) c∫ lzfnjs⊙ dz¿ ∂ c∫ ls¸ u⊙ fnjs ts ls dz ta¸ ¿ ¸ dz¿ ta⊙ u c∫ c∫ - 60 ¸ ¿ u, t∫ ts fn∂ dz¸ u¸ ¿ts h ¸ dz¿ dz∫ dz∫ ls¸ dz¿ h ¸ B dz⊙ OK.

2, 1 ¸ ¿ta¸ L ⊙ t∫ lzfnjs c∫ ls¸ ¿ts dz¿ J B ls¸ ¿ta c∫ t∫ ts ∂ ls ts ta c∫ ls¸ h ⊙ ∂ c∫ 2 c∫ 3, u¿ ts B r lzB¸ ¸ H c∫ ls fnW ∂ ls ts dz¿ u¿ ts 1 ¿ ¿ lzfnjs⊙ dz¿ ∂ ts ta¸ ¿ ¿ c∫ dz¿ 1280x1024@60 ¸ ¿ u .

3, ∫ ls ¿ dz u c∫ ls¸ ¿ts dz¿ J B ls¸ ¿ta, ts ls fnjs¸ H c∫ dz∫ ls¸ c∫ fn∫ ¿ts dz L ts ⊙ ∂ h c∫ ? fnW ta⊙ dz¿ ¸ dz¿ ts dz∫ ls ts ta c∫ ∂ dz ts ∂ J t∫ ts H fnjs¸ H c∫ dz∫ ls¸ dz¿ ts dz∫ ls ts ta Philips fnr ¿ r .

4, J ¿ dz u c∫ ls¸ dz¿ ts dz∫ ls ts ta, ⊙ L ⊙ ls¸ dz¿ - 1 ¿ .

J : Y ls ts ts L dz⊙ u ⊙ ¸ ls "u ⊙fnjs ts ls ⊙ ta¸ ¿ ¸ dz¿ ta⊙ u c∫ c∫" ∂ dz¿ ts dz∫ ls ts ta¸ fnr ¿ r ?

∫ : r dz W dz¿ ts dz∫ ls ts ta ts ∂ fnr ¿ r u ⊙fnjs ts ls ⊙ ta¸ ¿ ¸ dz¿ ta⊙ u c∫ c∫ ts fnj ts B ts ? ta ts dz c∫ dz¿ c∫ ta⊙ ¸ ls.
∫ ts dz∫ ls ts ta c fnr ¿ r t∫ ts L ∂ ts dz W B ls t∫ ts dz u c∫ ls fnj s⊙ B c∫ dz dz ts ¸ dz¿ dz¿ ta u⊙ h ¸ ¸ c∫ L ts B ta⊙ ¸ dz∫¸ dz⊙ u ⊙fnjs ts ls ¸ 60 ¸ ¿ u. 1 ¸ fnj h ¸ fnj s⊙ lz¸ ls ∂ c∫ H c∫ dz¿ ⊙ ta⊙ L dz c∫ u c∫ ? dz¿ ¸ H lz c∫ L ts B ta⊙ ¸ dz∫W dz¿ c∫,
W ts ta dz¿ c∫ ta dz¸ dz¿ dz¿ c∫ fn u ⊙fnjs ts ts ? ta¸ ¿ ¸ dz¿ ta⊙ u c∫ c∫ 75 ¸ ¿ u c∫ 60 ¸ ¿ u.

J : r dz W u¸ ¿ts fn∂ dz¿ ¸ ⊙ ls W ⊙ ? dz .inf c∫ .icm files dz⊙ ¿ ts dz¿ t∫ ⊙ ¿ ¿ ls H c∫ fn¿ ¸ ? ¿ ⊙ ¿ lzfnjs⊙ dz¿ ∂ c∫ ls H ta⊙ ? ∂ ¸ ¿ta (.inf c∫ .icm)?

∫ : ¿ ls ts W ⊙ ? dz H ta⊙ ? ∂ ¸ ¿ta⊙ H dz W dz¿ ts dz∫ ls ts ta⊙ . Y ls ts B r ∂ r t∫ ts dz dz∫ ls lzfnjs⊙ dz¿ ∂ ¿ lz H ta⊙ ? ∂ ¸ ¿ta ts ∂ fn∂ dz¿ H lz ? ls¸ lz¿ L ⊙ dz∫ W dz¿ ∂ tdz¿ ts ∂ ts H fnjs ∂ ¸ t∫ ts dz L ts ∂ ⊙ ls¸ dz W . 1 ta c∫ t∫ ¸ ¿ta ∂ ts ? lzfnjs⊙ dz¿ ∂ ¿ dz¿ ts dz∫ ls ts ta⊙ ¿ ts dz¿ t∫ r ls¸ ¿ta dz¿ ts ¸ ¿ ls L ⊙ t∫ ¿ta ts fn∂ ls H ta⊙ ? ∂ ¸ ¿ta dz¿ ts dz∫ ls ts ta⊙ (W ⊙ ? dz .inf c∫ .icm files) c∫ dz c∫ H c∫ fn¿ fn H ta⊙ ? ∂ ¸ ¿ta⊙ dz¿ c∫ . J r t∫ ts dz dz∫ ls¸ c∫ dz¿ ts dz¿ ¿ u c∫ c∫ t∫ ts lzfnjs⊙ dz¿ ∂ ¿ ¿ ts dz¿ t∫ ⊙ ¿ ls H c∫ fn¿ ⊙ , ∂ ts H W h ¸ dz¿ ts ∂ ¿ ts dz¿ t∫ dz¿ ¿ ls t∫ ts fnjs⊙ ∂ ¿ c∫ . r ta⊙ ? ∂ ¸ ¿ta dz¿ ts dz∫ ls ts ta⊙ (W ⊙ ? dz .inf c∫ .icm) B lz H lz ls lzfnjs⊙ dz¿ dz¿ ⊙ ls ts dz¿ ⊙ ls c∫ u¸ fn¿ c∫.

J : ¿ ⊙ ¿ dz⊙ fnjs ts c∫ ls ta⊙ L ta¸ ¿ h ¸ dz∫¸ ¿?

ʃ : ſ tsfrjsdzſdz¸j taOLtaj h ¡dzdzſw LOɔdſfrjwlstslsfrjsujlsOdzdzſw HtaO?ɔ¡taOɔdſH¡ts- dſdzſ
dtaOw dſujfrjſts? ſOtdsr dſdzſsdzdzſlststaO.ʅ lz|dtsj taOLtaj h ¡dzdzſj dzſs|dtsɔr BtaOlsr ɔ1 Odzjdzſ
lzſtaOɔdzjdzdzſw WindowsÈ tſtaoſtſtsdzſsh dſts?dz?çDisplay propertiesè (Hɔts?frjsɔO.ſ ſtaOdz.

ʃ : Ylstsɪ¡dz?lsɪ ,¡frjdzſw LOtſlzlsOdzfrj(dz?frj) dz?frjstaOdſɔO dzſsdzdzſlststa?

ʃ : ʅ O|dzſlsj ſdzstſſlz OK, LOlsjdzɔr Bjtaoſlsj çResetè (HBtdsfr), ujstsBr ɔtsfrjfrjsOdzsɔdſlsr
tſj¡taɔtsdz?ujOdz dz¸j LOɔtsHfrjſdſj dz?frjstdts?ſdſ ɔfrjj? tſOtaOdzjlstdsɔ.

ʃ : ſ dzw ujdtsdz|dz?w lzdz?ujdſw Auto?

ʃ : ſdz?ɔdſh O∧ *lzdz?ujdſw taj dzdzftdsɔſdſ AUTO* frjdz|dſlsHdzw ɔtsfrjfrjsOdzsɔdzjdzdzſw
tstſlsdſdzjOdz dz? ? dz?frjstdtsj ſ tſtsdzts|jdzdzſw dſLtsBtaO|jdzdzſw dz?ɪ ſtaOdzj, w OLr dſ
frjdſZtdsdzdzſLOujdſdſ dz?|Olsdſjdzjts|Hdzts? ſdzstſſdſ, ujstslzfrjstaOdzwjlsdzjtsB?tsHdſdzjsfrjs
Oſlsdſɔdſ LOujdſdſ ɪ ſtaOdzdz? ? dzjdz dſ dſfrjſtsdz LtsɔOdzdzſw lzſtaOɔdzwB h dſ? ſdz?ɔdſh .

ʅ taodzjujOdzdzſj: w lzdz?ujdſw Auto (ɔlsts) Htsfrjslzſdz?lstsdz ſts ɔ ɔr BtaOdzdz? ? taj|dſdzjO?.

ʃ : ʅ Odzjsdzdzſlststadzj tſtsHOjlsfrjw dz?ſtaw|jdzdzſj tſdſlsOdzdzſw (dzj dtstadſlsfrjjlstsHdſtsHdz? ? dſdzdzdſſOlststa tſdſlsOdzdzſw). Ylstsfrjdzj Hlzjlstſtaj Htſtaoſdz?lsr ?

ʃ : UBjHdſlsjfrj, ujstsfrjſdztsɔts? ſOBjdz tſjtaj dzjdzdzdzstslstsſOtſtsHſdzw ujdzſ dzjsdzdzſlststdz dſ
taOj jdzjz ɸH, dſ ſdzdzſdzdzſlsj ſdzstſſts? ſdz?ɔdſOlslztar /dzh ſdſ, ujstsBr taOLBlzHdſlsr
ſtsdzjſ ɪ lsjta.

ʃ : ɪ lzHjlsdzdſ r ſ dzjsdzdzſlststatſtaoſdzdzſdzjOlsr ujtaj frjfrjstdtsujdz? ? frjſdtdz?dzdztslsʅ ſ?

ʃ : ʅ jlsr ſ frjdzdſ dz?dzjsdzdzſlststatſtsHOlsr ujtaj frjfrjstdtsujdz? ? frjſdtdz?dz dz?ɪ ſtaOdzj Blzhlzls
tsHdzsɔtaj dzjdzdzstslstsBtaO|Olsr frjw dſujlsdz¸j, dſ dzjujlsdz¸j frjstdtsſdſ, tſtsr lstsdzjz
dſLtsBtaO|jdzdzſj Blzhjlsdſfrjſ|Olsr frjw.

ʃ : R dzjjlsdzdſ LdzujdzdzſjujOfrjstslsOtaj dzjtaOujdſdſ Hdzw r ſ? ?

ʃ : J tslsdzdſujdſj tslsHdſfrjſdzjjɔ dz?BOLj ſ ſ U, ɔ ſtslststa ? Hdzw w tstdzjſtdtsɔOdzdzſw
dſLtsBtaO|jdzdzſw dſfrjſtsdz LlzjlsfrjW taOLɔjtdsſOdzujOtslsɔjta?dzj? tsBdz?frjsdſ ɪ ſtaOdz?Hts
dzdz|dzj?, ɔ Hdſfrjſdzjj frjOſlsdſɔdzts? dzjOlstadſujj? Hdzw lzſtaOɔdzjdzdzſw ſO|Hr dzjtslsHjdz dz dzj
tſdſſfrjjdzjdzjdſfrjſtsdz LlzjlsfrjW Oſlsdſɔdz? ? ɪ dzjdzjdzts(lstsdz?tstſdzjdztsujdz? ? lstaOdzdſfrjststa),
tſts lstsdzjz lsjtadzjdſdz"taj dzjdzjtaOujdſw ujOfrjstslsr " ſ lsj?dztsdztsadſdſ r ſ dzjtſtadzjdzdzſdzj

---

ʃ : Ufrjsts?ujdſɔ dzdſ ɪ ſtaOdzr ſ ſ ujOtaOtſOdzdzſs ?

ʃ : ʅ Otſtsɔjta?dztsfrjsr ſ dzdz?dztsfrjwlsLOh dſlsdtsj tſtsſtar lsdſj, tsBdz?HOx h jj frjsts?ſtsfrjs x ſ
ɔtsLHj?frjsɔdſx tſtaj Hdzjlstsɔ tstſtaj Hjdzjdzdztts? lsɔjtaHtsfrjsdſ (tſtadſdzjtadztts ɪ ſɔdſɔOdzjdztsdzts?
lsɔjtaHtsfrjsdſ ſOtaOdzdzOh Olsdſtſ O2ʅ (2U)). ʅ j taj ſtsdzjdzdzlzjlsfrjw tſtsHɔjtaOlsr tſtsɔjta?dztsfrjs
tſOdzjdzdſ dzw Br dzjdſLBr lstsujdz? dzjlzHOtadz? dzjdz?dztdzLſOdzjdſdzdſujOtaOtſOdzdzſx .

J : ş⊙⊂ tsuɖfrɟsɖlsı tɟtsɔ¸jtɑ⊂dɑ⊂sfrɟsı r ş⌊ ?

J : ⌊ dz˝ tsʙʳ ɥɖɑ⊂? tsuɖfrɟs⊂ɖ ɔtsfrɟtsdz ʟlz?lsɟ frɟ ɥɖfrɟsts?, dz˝ɑ⊂ts? lstsdɑ⊂ts? ls⊂⊙dzʿˢ . ⌊ dz˝ lsʰ ⊙lsɟ dz dɑ⊂? tsuɖfrɟs⊂ɖ ɖfrɟtsdz ʟlz?lsɟ ɖʟtsɟtɑtsɟɖdɑ⊂ɔʳ ? frɟtɖts ɥ ɟ ʜtsɟlzfrɟ⊂⊙ɟlsfrɟ˝ ɖfrɟtsdz ʟtsɔ⊙lsı ʜtdzɑtɖɟ tɑ⊂frɟsɔtstɑɖlsɟdzɖ, ls⊂⊙⊂ɖɟ ⊂⊙⊂ʿ lsɖdɑ⊂ɔʳ ? frɟtɖts, ʿ lsɖdɑ⊂dz ⊙ɥɟlstsdz ɖɟ⊂frɟ⊙dzɖ lstɟ.

J : ʃ tsdz dzɖ˝ ɖʟdzɟdzɖlsı ɥɔɟlstsɔʳ ɟ dɑ⊂frɟstɑts?⊂ɖ frɟɔtsɟɑts dɟtsdzɖlststɑ⊙?

J : ⌊ ⊙ ɟʳ dɟts⊳ɟlsɟ ɖʟdzɟdzɖlsı ɥɔɟlstsɔʳ ɟ dɑ⊂frɟstɑts?⊂ɖ frɟɔtsɟɑts dɟtsdzɖlststɑ⊙ ɖfrɟtsdz ʟlz˝ OSD tɑɟdzɖzdz˝lststɑ ɖ frɟɔdzɟʜlz˝ frɟɔdzɟʜlzʿˢʰ ɟ? tɟtɑtsɥɟʜlztɑɟ:

1. ɥ ⊙⊳dzɟlsɟ "OK" tɟts˝ɔɖdɑtsfrɟ OSD (On Screen Display) dzɟdz
2. ɥ ⊙⊳dzɟlsɟ "ʜlstɑɟdz⊂⊙ɟ dzɖ" ɥ⊂stsʙʳ ɔʳ ʙtɑ⊂lsı tsɟɥɖʿˢ ""color" (ɥɔɟls)" ɖ lstsɖʜ⊙ dz⊂⊳dzɟlsɟ "OK" ɥ⊂stsʙʳ ʟ⊙?lsɖ ɔ dɑ⊂frɟstɑts?⊂ɖ ɥɔɟls⊙ ʊ⊙dzɟtɑ⊙ɟdzɟʰ ɟdz tɟ˝lsı frɟɔdzɟʜlzʿˢʰ ɖ⊂ɔ⊙tɑɖ⊙dɑ⊂stsɔ:

   a. 6500ş Å˹ lsO lzfrɟs⊙dɑ⊂ɔ⊂⊙ʟ⊙ʜ⊙ɟlsʙɟdɑts-⊂tɑ⊂frɟdz ? lstsdzɟ⊙dzɟdzɖ.
   b. 9300ş Å˹ lsO lzfrɟs⊙dɑ⊂ɔ⊂⊙ʟ⊙ʜ⊙ɟlsʙɟdɑts-dtsdzʙtsʳ lstsdzɟ⊙dzɟdzɖ.
   c. Original (ʙ frɟ⊂tsʜdz ?) Ådɑ⊂frɟstɑts?⊂⊙ʟ⊙tdz⊳⊙ɟlsdɑ⊂frɟstɑts?⊂ɖ ɟ⊙dzɟdzɖ, ʟ⊙ʜ⊙dzdz ɟ ɟtɟts lzdzɟsdzɟ⊙dzɟʿˢ frɟstdz⊂frɟdɑts ɥɔɟlstsɔts? ɑ⊙dzɟdzɟ. (ɟtɑ⊂ɖdzɟ ɥ⊂dzɟ: tɑ⊂ʟdz ɟ dɑ⊂frɟstɑts?⊂ɖ ɟ⊙dzɟdzɖ dzɟsdzlsɔʳ ʟɔ⊙lsı tɑ⊂ʟdzɖɥdɑɟ tslstsʙtɑ⊂⊳ɟdzɟ lsɟdzɟɟtɑ⊂lsztɑ ɔ ɥɔɟlsɟ*)
   d. sRGB Å˹ lsO frɟs⊙dɑ⊂⊙dsdɑ⊂˝ dɑ⊂frɟstɑts?⊂⊙ tsʙɟfrɟɟɥɖ⊂ʿˢʰ ⊙˝ tɟtɑ⊂ɔɖdzdz ? tsʙdzɟdzɥɔɟlstsɔ dzɟ⊳ʜlz tɑ⊂ʟdz dzɟ ɖ lzfrɟstɑts?frɟs⊙dzɟ (dɑ⊂ɟtɑ⊂dzɟtɑ ɥɖ˝ tɑtsɔʳ ɟ ⊂⊙dzɟtɑ , dɟtsdzɖlststɑ , tɟtɑ⊂ɖdɑɟtɑ , frɟ⊂⊙dzɟtɑ ɖ lsʜ.)
   e. User Define (ʃ tɟtɑɟʜɟdzɖlsɟdz tɟtsdz ʟtsɔ⊙lsɟdz˝) - tɟtsdz ʟtsɔ⊙lsɟdz dɟts⊳ɟlsɔʳ ʙtɑ⊂lsı ɟdɟts/ɟɟ tɟtɑɟʜtɟtsɥlsɖlsɟdz dz ? ɥɔɟlstɟlzlsɟdzɟtɑɟdzdzɖtɑtsɔ⊂ɖ ⊂tɑ⊂frɟdɑtsdts, ʟɟdzɟdɑtsdts, ɑtsdtzʙtsdts ɥɔɟlstsɔ.

*ʙ ʟdzɟtɑɟdzɖɟ ɥɔɟlsO ɖʟdzɥɟdzdɑtsdts tsʙɟ ɟ⊂lstsdzɟɔts ɔtɑɟdz˝ dɑ⊂dtɑɟɔ⊂dzɖ˝. ʙ ʟdzɟtɑɟdzɖ˝ ɔʳ tɑ⊂⊳⊙ʿˢ lsfrɟ˝ tɟts ⊂ʙfrɟsdz lsdɑ⊂? ʰ ⊂⊙dzɟ (dtɑ⊂ʜlzfrɟ ş ɟdz ɔɖdɑ⊂). ɥ ɖ⊳dzɖɟ lsɟdzɟɟtɑ⊂lsztɑ tɟts ş ɟdz ɔɖdz (lsO⊂ɖɟ ⊂⊙⊂ʿ 2004ş) tslstsʙtɑ⊂⊳ʿˢ lsfrɟ˝ ⊂tɑ⊂frɟdz dz ɔʳ frɟs⊂ɖɟ lsɟdzɟɟtɑ⊂lsztɑ (lsO⊂ɖɟ ⊂⊙⊂ʿ 9300ş) Åtsdtzʙʳ dz ɥ ɟ? lstɑ⊂dz dz ɟ lsɟdzɟɟtɑ⊂lsztɑ , dɑ⊂ɥɖɑ⊂˝ frɟ6504ş - ʙɟdz dz

---

J : ʃ ts⊳dɑ⊂dzɖ lzfrɟs⊙dɑ⊂ɔɖlsı r ş-dɟtsdzɖlststɑ Philips dɑ⊂frɟsɟdzɖ?

J : ⌊ ⊙ ⊳ɖʜ⊂ts⊂tɑɖfrɟs⊙dzdzɖ˝ɥɟfrɟ⊂ɖɟ dɟtsdzɖlststɑ Philips Brilliance ɖdzɟʿˢ lsʿ lsdz˝ lzdɑ⊂ɥɖʿˢ , tɑɟ⊙dzɖʟlzɟdzɟʿˢ tɟts tslsʜɟdz dɑ⊂dɟz ʟ⊙⊂⊙ʟz ʏɟlsı tɑɟ frɟs⊙dzɑ⊙dsdz ɟ tslsɔɟtɑfrɟsɖ˝ VESA dɑ⊂ ʟ⊙ʜdzɟ? ⊂tɑ ʰ ⊂ɟ tɑ⊂ʟtɑɟʰ ⊙ɟlsɟtɟsdz ʟtsɔ⊙lsɟdz˝ ʟ⊙⊂tɑɟtɟɖlsı dɟtsdzɖlststɑ Phillips dɑ⊂ ʙtsdzʰ ɖdɑ⊂ɔɟ frɟs⊙dzɑ⊙dsdz ˝ tɟtsʜfrɟs⊙ɔtsɖ⊂ ɖ ʜtdzɑ⊂ɖ˝ tɟtɑɖdɑ⊂ʜdzɟ⊳dzɟ dɑ⊂frɟs˝ VESA. ʃ ʳ tɑɟ⊂tsdzɟdzɥlzɟdz⊂tsʙtɑ⊂lsɖlsı frɟ˝ ⊂ tɟtɑɟʜfrɟs⊙ɔɖlsɟdz˝ tɟts tɟtɑtsʜ⊙⊳⊙dz Phillips ʟ⊙ʜɟlsO dz dɑ⊂? ɖdz˝ tstɑdz⊂⊙ɥɖɟ ? .

ʟ ʃ ɟ l ɟ ɸ ʊ ʃ ɥ ɸ l ʃ ʊ ʜ n ʃ ɸ ʏ ɸ l ʃ ʊ ʏ ʒ

⊂ ⊂tɑ⊂dɑ⊂dz˝ ɟ ˝ lzdɑ⊂ɥɖɖ ɟtɑɟdzɖzdz˝ɖtɑtsɔ⊂ɖ

J : ş⊙⊂tsɔ ts dɑ⊂ɖ dɑ⊂ɥɟdzɖɟ tɟtɑtsɖtɑ⊂dɟz FPadjust, ʟ⊙tɟɖfrɟ⊂dzɖ? dɑ⊂ɖ lzfrɟs⊙dɑ⊂ɔ ts ɥɖɑ⊂dz ʜɖfrɟ⊂ɟ ɖdzɖ dɑ⊂ɖ CD-ROM?

J : ¦ tdsdtcOdzdzO FPadjust cgjdzgtcqftdzgjlstcOfrjstcr нdz˝ эr tcOэdzqэOdzq˝, tftsdzsсO˚ ʰ cqj tcgjdzdzqftdsэOls lsOCcqj ¬OtcOCslsgjtcqfrjsqCqf dzsdzqlsstcO, CCC ¢tsdzstcOfrjsdzsfrjs , ˝tcC¢tsfrjs , tftsdzs›jdzqj tftsдstcqLtsdzsOdzf, tftsdzs›jdzqj tftsэjtdsqCOdzf, ˝˝ OLlzcqfrnqfdZtdsdzqLOupq˚ нdz˝ tstflsqfdzOdz dzs? tcOзtslsr dzsdzqlsstcO.

J : ѕOC dzfrjstdsqlsr dzsdzqlsstcтstflsqfdzOdz dz˝ dz tsзtcOLtsdztftcqf jdts lzfrjsOdzsэCj?

J :

/, ґ dz˝ tsзjfrnfjjujdzq˝ tstflsqfdzOdz dzs? ¦ lzfrnfjdzOlsOupqf dzsdzqlsstcO tsз˝LOlsjdz dzs lzfrjsOdzsэqlsj tcOLtcjʰ jdzqj ¦ ¢tcOdz 1280x1024 lstsujC tftcqf uOfrjstslsj tsзdzsэdzjdzq˝ 60 ¡uн dz˝ dzsdzqlsstcdsэ fnнqfOdtsdzdz˚ ¦ ¢tcOdz 17-н˚ ? dzsэ. ¦ tcqfdzjuOdzqj: tftdsэjtcqfrls lsjC¢lzʰ qj dzfrjstds? ¢qf нqfrnfjdzj˝ dzs›jdzs, dz›jOэ ¢dzstfC¢lz OK ¦ ¢tcOdzdzsdts dzjdz tsнqfdzdcOL. ujC¢lzʰ qf? tcjx›qfdzнqfrnfjdzj˝ tslstsзtcO›jOjlsfn˝ э tcOLнjdzj Product Information (R dz˝ tstcdzOupq˝ tsз qfLнjdzqf) э э ¦ ¢tcOdzdzsdzdzjdz Main Contols (J fndzsэdz j tfOtcOdzjlstcr).

0, ґ dz˝ qfdzjlsOdzdz˝ upqf tftdsdtcOdzdz tcgjdzdzqftdsэCqf tfdzsfnCqf¬ tfOdzjdzj? (Ft adjust), LOfqfrnOdzdzs? dz›lzfrjsOdzsэtsupdzsdz CD-ROM dzsdzqlsstcO, OCslsqэqLqfdz?lsj CD-ROM qнэO›нr ʰ jdz›dzqlsj dz ʰ ˛ ˚ dz›tfqCslstsdtcOdzdzj Ft _setup05.exe. ¦ tdsdtcOdzdzO FP Adjust lzfrjsOdzsэqlsfn˝ Oэlstsdz Olsqujfn˝qf, O dz›tcOзtsuj? tfOdzjdzqf ¦ ¢tcOdz› tftsˆэqlsfn˝ frjstslsэjlsfrjsэlz˚ ʰ qf? ˝tcdz C tftdsdtcOdzdz .

1, ¬ OflzfrjsqlsJ tftdsdtcOdzdzz FPadjust нdts?dz dzʰ jdzuCtsdz dz ʰ qf dz›˝tcdz Cj tftdsdtcOdzdz . J r tftsdzdzqlsj tftsʰ Odtsэr j qfdzjstdzCupqf нdz˝ tstflsqfdzjLOupqf qLtsзtcO›jdzq˝ tftcqf tftsdzjsʰ qf fnqfrnjsjdzjdtsdts эqfнjtsCtsdztdsdzdzjtcO.

J : ѕOCtsэtsqLtdzujdzqj r ѕr tftsfrjcOэdzjdzq˚ fnC∫ υ?

J : ¦ tsfnCtsdzCzэr ѕ нqfrnfjdzj˝¬ dzj qfrnftsdzLzjlsfn˝ ¦ dzjCstdtsdzdz? tftds›jCststc, qLtdzujdzqj fntftsэjtc¬dzsfrjsqf ¦ ¢tcOdz fnjzʰ jfrjsэjdzdzs dzjdzʰ j, ujdzэ C∫ υ.

ʒyʀ ʅφ ʅɔн n ɟφʏφʃ υ ѕ ʅ φʏ ʅ ʃ ʅ ʃ ʅ ʃ

нtsэdzjfrjsqfdzjsfrjs fnнtdzdzqfdzqf tfjtcqf˝ jtcqf?dz˝ dzqf lzfrjstds? frjsэOdzqf

J : ∫ ts›jdzsdzqf tftsнCdz˝ upqfls dzsdzqlsstc fnr ѕr C dz˝ вr dz¦ ѕ, tcOзtsupqfdz frjsOdzupqf˝dzqfdzqf CtsdzJf˚ lsjtcOdzqf Mac?

J : ґ O J fnj dzsdzqlsstcr fnr ѕr Philips tftsdzdzsfrjs˚ frjsэdzjfrjsqfdz frjs frjsOdzcOtdsdz dzqf¦ ѕ, CtsdzJf˚ lsjtcOdzqf Mac qftcOзtsupqfdzqf frjsOdzupqf˝dzqf. ґ dz˝ tftsнfrjsjнqfdzjdzq˝ dzsdzqlsstcO C fnqfrnjsjdzj Mac dzs›jlstftslstcjзtsэOls fn˝ COзjdz dz? OнOfljtc. ¦ tsнtdsэdz j fnpjнjdzq˝ dzs›jdzs tftsdzupqfls lzdzjfrjsdzsdts ts˝ qfupqfOdz dzsdts нqfdzjtcOCtsdzfOdzqf qfdzf tftdsнOэupO tftsfrjtcjнdzqCO.

J : нtstslsэjlsfrjsэlz˚ lsdzqf r ѕ dzsdzqlsstcr Philips frjsOdzcOtdsdz Plug-and-Play?

J : ґ O, dzsdzqlsstcr fnjsэdzjfrjsqfdz fnPlug-and-Play э WindowsÈ 95, 98, 2000 qf XP.

y ˙ ˙ ˙

нфгпдфдж ж тдтсфдсфлсфэфдф. ¤ ¢тсфдж¡ ® ¡ж (лсфтдфо"фдзфлсв¡ф¢") фднтфдсфф¤ фдзофдтсвофвофтсфлсфф. ¤ ¢тсфдж¡ ® ¡ж лсжтфтсв. ¢оф¢ фдлгфлсфтсв?флсвф, фдлфтсдлсвсфдждфдф ж тдтслсж¤ фдсфдтсвсфдф фдф®вф¢ж фпжлсвсфдлфдгцф®ˆ h фд¤ нфдтсднтсв фдтждф¿фдждф ¤ нфгпдфдж ж, г ¢г тдтслэтсфгжлсждтсфдгцфлсв втсфдж ж цжлс¢фдж фдлтсвтф®ждфдw, цждфзнфгпдфдж фдф®вф¿ждф¢сфдсфдф®ждф-фдгцжэтс? лсфдгв¢фд (¢ ∫ υ). г ¢г тдтсдтсжвфгжлсфтсф®нтсждфгh ж ждфтсофдф, цждфзтдф®фждфдф ж нфгпдфдж фд, тдтсгп¢тсфг¢гтдтсофдцфдтд тф®втсдтсˆ г ¢г тсгпфдсв®фдф®вфдс¢фдтсв¢ж фпжлс®, ® фдф фд®®¢лсфэфдлф®цфдфд фдлфтсдгцфдw.

Ж : ¥ жфдзтсдсфдгцф®ˆ лсгпw г ¢г гпждгпгпдгпэфдф? фдзфдстсофдгцж? тсдсг ¢г гп®¢лсфэфдф? фдзфдстсофдгцж??

∫ : г ¢г фдлфтсдсф®эфдгф®ˆ лсгпждгпгпдгпэфдф? фдфдг ®¢лсфэфдф? фдзфдстсофдгцж. Ж ®¢лсфэфдф? фдзфдстсофдгцж фд®ждтсвфдфд¢®нтсдтсждгфдстсфдгфдстсофдгфдфдстсф, ждтсдстсжвфдwˆ h фд? фдждфдгh ж лстс¢®нфдw тсжфдгфдфдтсвсф фдw тсф¢тсгпдсфˆ фдждфдждфдф®фдлтсвтсф®ждфдw. ˆ тсˆ лстс? ждтсофдфдф лстс¢ энфгпдфдж ж гп®¢лсфэфдф? фдзфдстсофдгцж? фдтсжждлсждж фдждтсжлзфдгцфдж, этсжлфгфдгцлсфдсж ждтсдтсгфдгцфдтсвсф¢фдгцфдтсф®ждфдw фд®ˆ ¢тсофдж (эфгпдсфдтсгпдсф, ¢гфдгпдстсфдзˆ h фдвтсдтсж ждтсфдф®эфдтсждтсжh ®ждлсгпw ждтсˆ ¢тсофдж). г ¢г гп ждгпгпдгпэфдф? фдзфдстсофдгцж? гпдсн ждтсн®ждфдлсгпждлс¢гф ждтсдтсэтсн®фдф¢тсв гп ждфдс¢гпждфдwфдзфд, тсф®фдф ж ¢®ждтсфзфдфдгцжлс¢фд.

Ж : ¢®¢тсвr ждтсждфдзгh ждгпдсв®г ¢г гпждстсф¢тсждфдфдтсвждфдфдтсвждфдзфд ждстсофдфдфдтсфдгп ждтсгпждтсофдфдфдтсгп гп ∫ υ?

∫ : Ж фдтсфдф¿ждстсждф®вф®ж ∫ υ ˆ фдж∫ждстсфдфдж? ждтсфдтсжждж¡ждстсфдждтсфдтсфдж¡лсˆ фдж∫ждстсфдтсфдж фд тсгпфдтсвсф¢фдф? гпжлсждтсвтсф? фдгцжэтсждлгфдсфдтсвсф¢фд фдгфдждгпгцжждтсф®ждф? ждтсфгв¢фдтсгп ждтсфдwтсфдлтсвсофдфдж ждтсˆ ¢тсждфдж. ждтсф¢тсждтсфдждтсгп. ˆ тсˆ ждтсфдгждтсфдфдтсждтсгп ф®вф®ж ∫ υ тсофвтсждсофˆ лсэ тсгпждтсждф®ждтсгп ждтсˆ ¢тсждтсфдж (R, G, B). ∫ тсфдф®ждтсфгпг ¢г гпждтсф¢тсждтсждтсгп ждтсˆ ждтсофдфдгпждтсждтсгп - ˆ лстс гфгпждтсф?гпжсвтс, тсждтсвтсофˆ h жж ® ¤тсˆ ¢тсофгпжсофдфдгцжгп¢тс? ждофдфдг. ждтсф¢тсждтсждтсгп ? ждтсофдфдгпждтсˆ ¢тсфджджлсгпждтсфдгфдтсгп, тсждтсгцфдгˆ ждтсгпждтсфдгфдтсгп ∫ υ: ¢®нˆ г ? ˆ фдждфдждтсфдсфджджлсгпждтсфдгфдтсгп ®¢лсфэфдф? фдзфдстсофдгцˆ фдфдгцлофдгпфдсфдˆ ж ®¢лсфэфдф ж ˆ фдждфдждтсˆ . г ¢г гпждтсф¢тсждтсждтсгп ждтсˆ ¢тсофдфдгпждтсˆ ¢тсофдˆ гпжнтсж ж гпжсждтсˆ ждтсˆ ¢тсофдфдгф, ждтсгпждтсофдфдтсвсф¢тсждтсˆ ¢тсофдˆ гпжнтсгцˆ ждтсˆ лофдж гпжсждтсˆ ¢тсофдˆ ждтсˆ ¢тсофдˆ гпжнтсгцˆ

Q: Ş©¢tsø©lsj¬dbzdbsdf[w нtsfnjsd[¥j dbz[w h d[tdsÇtsdts lzdtb©tsвLtstø©? Ş©¢ tsdb©tzj©dbz[LlzjlsfnÿV?

A: r Ş tf©dzjdz fnjlstsdÇtsf dzjdbsudz dzf lstø©dzd[fnjststø©dzf fnjsfnjstsd[lsdL ¹ dzjdzjdbstsø, tzjdzdbz[tdz¥ h d[¬ d[tslstsвtø©¥©¥ h d[¬ fnpjls, d[fnf lzfnÇ©jdz ? fnj[fnjsjdzs? LØ¹dz ? tf tsнfnpjlsÇd[, ø fnj[dbz lsØÇtsdts fnpts?fnjsø©¥d[нÇtsdts Çtø d[fnjsØdzbØ, ÇØÇ нøts?dbsj tf tzjdbsdzbzjdz[j dbzu©. J dbØdtsнØtø¥ lstsdbz, u[stsf tdtsj u[ftdzjdz ? ø¬tsнdbs? tf lzu[sÇ fnpjlsØtf tzjdbsdzbz¥jlsfnÿ ø dbØf tøø dzjdz[d[tsfnpbsø dbs? tsfnf ¥d[нÇtsÇtø d[fnjsØdzbz[u fnÇtsdts¹ dzjdzjdbsØ, dbØf tøø dzjdz[j fnpjlsØtf tø d[¥ tstø dzf tø tsø©dz d[d[Lтsвtø©¥jdz[w tzjdzdbz[tdzjlsfnÿ. J tsfnÇtsdz Çlz Çtsнw w d[u d[jdbs tf tzjdbsdzbzjdz[w tf lzu©fnpjlsØ, tf tsfnjszf©¥ h jdts ø ¥d[нØd? Çtø d[fnjsØdzbz d[Ldzjdz¥jlsfnÿ ø Lø d[fnf d[jsfnjsd[tslslzdtb©tf©нjdz[w fnpjlsØ, lzdtsdztsвLtstø©lstsdbÇtsf dzjdbsudbsdts lstø©dz d[fnjststø© tf tsdbzu©jlsfnÿ dbØdzbsdts lz¹j, u[jdz ø Çf u. J вr udbs lzdtsdztsвLtstø©tsf tzjнjdz¥jlsfnÿ ø lstsu©j fnÇtsdbstø©fnjsdz dzнd©f©Ldtsdbzdz 10. J dbØfnjstswh jj ø tzjdz¥ tø©Ltø©вØls ø©¥ lsfnÿ dzf fnÇtsdz Çts dzjlstsнtsø tø©fnj d[tzjdz[w lzdtb©tsвLtstø©. l ©d[вtsdzjj tsвh d[dzdzjlstsнtsdz¥ø dz¥jlsfnÿ tf tø d[dzjdzjdz[j tf dzjdbØd[fnh d[tdsÇd[dzlzdtbsdzdz tsвLtstø©, tø©fnh d[tzjdz[z dzL©fnujlsd[Ldzjdzjdz[w tf tsÇØLØsjdz¥ tf tzjdzdbzdzjdz[w. Ş tdsdzj lstsdts, нdz¥ tø©fnh d[tzjdz[w lzdtb©tsвLtstø©tf tø d[dzjdz¥ ls lsØÇd[j dzjlstsнr , ÇØÇ IPS (ø dzlstø d[tf dbsfnÇtsfnjsdbsj tf jtzjÇdz¥ ujdz[j) d[MVA (dzdbsdtsÇtø©lsdbsj ø r tø©ø dz[ø©dz[j tf ts ø jtdsd[ÇØdz[).

Q: l tsujdbz d[Lтsвtø©¥jdz[j dbØ¹ Çtø©dzj dzjsdz[lststø©fnjr Ş[dzj dzjtøuØjls?

A: нlstdtsdts dtsø tstø¥, d[Lтsвtø©¥jdz[j dbØr Ş[dzjtøuØjls, dbs tf tø d[u d[dbØ¹ lstsdts wø dzjdz[w tslsdz[u dbØtslstf tø d[u dz, tf ts Çtslstsdts? dzjtøuØjls d[Lтsвtø©¥jdz[j dbØ¹ Çtø©dzj Çf u, tf tø d[u jdz ¹ lstsdzjtøuØdz[j dzj dzjh Øjls dbØвdz¥ нjdz[¥ L©d[Lтsвtø©¥jdz[j dz f jtøuØdz[j d[Lтsвtø©¥jdz[w dbØr Ş[тsвr udbs fnpwLØdbs fnpdzjtf tzjнjdzjdbs? wtø©tsfnjs ¥ , u[stsø dz¥jlsfnÿ fnpdzjнfnjsø d[jdzjtø©Ldbsfnjs d[dzj¥jнlz tf tsdbs¥ d[lsjdz dz dz dz d[tslstø d[u©lsjdz dz dzjdbØf tø¥¥jdz[jdz н нtdzdts? fnjststdtsdz , dzjtøuØdz[j d[Lтsвtø©¥jdz[w dbØ Çf u, tø©Lнtø©¥©¥ h jj tstø©Ldz Lтzjdz[w, ø tsLdz©jls, Çtsснf tzjtzjÇdz¥ ujdz[w dz¥ dzf dzjfnujdbsdbsdts¹ dzjdzjdbsØ fnjsØdbsø wlsfnÿ ø d[нd[dzj dzf. l tsfnÇtsdz Çlz fnÇtstdtsfnjs tzjØÇujd[¥ d[нÇtsdts Çtø d[fnjsØdzbØ ø r Ş tf©dzjdz[dbØdzbsdts dzjdz¥h j, u[jdz ø Çf u, tø©Lнtø©¥©¥ h jj dzjtøuØdz[j d[Lтsвtø©¥jdz[w dbØ¹ Çtø©dzj r Ş[tf tø©Çlsd[u fnÇd[dzj dbØвdz¥ нØjlsfnÿ.

Q: l tsujdbz lz LCD dzjsdz[lststø©dz[LÇd? lztdtsø jdz¥¹ dzjÇlstdtsdzjØdbz[lsdz¥ ¬ tf tsdzj¬?

A: J tslsdz[u d[j tslsÇf u dzjsdz[lststø fnjr Ş[dzj fnjsнjtø¥ d[lsÇtsdzjf tsdzjdbsø, ø jdzjtø d[tdz¥ h d[¬ ¹ dzjÇlstdtsdzjØdz[lsdz¥ j tf tsdzj¬d[, tsfnjsвjdbs dzjØdz[lsdz¥ j tf tsdz¥. Ş tdsdzj lstsdts, tf tsfnÇtsdz Çlz r Ş[tf tststø jвdz¥jlstslsdbsfnp[lsjdz dbs dzjØdbs¹ dzjtø d[, jdts вdbsÇ tf d[lsØdz[w dzj fnjsLнØjls tf tsdzj¬.

нlsØdzØdts ¹ tø dtsdbsdzj[Çd[, ¹ Çtsdbsd[d[d[вjLтsf©fnjbsfnjsd[

Q: YlstslsØ©tsj LdbØ© CE?

A: J Ø tø©Çd[tdsø Çlz CE (Conformit® Europ®enne) lstø¬вlzjlsfnÿ tf tdtsfnjsØø dz¥ls dbØ Ø©lsjfnjstsø Ødbbs? tf tdsнlzÇ u d[, tf tø¬нdbØ©L dbØu©jdbbs? нdz¥ tf tdsнØ¥d[dbØ tø dbØ¬j ø r ø tdtstf j. l dbØ© "CE" tsLdbØu©jls, u[stsd[Lнjdz[j fnjstslsø jlsfnjsø lzjlslstø¬вtsø Ødz[w dz[r ø tdtstf j ? fnÇts? r d[tø¬jÇlsd[ø r . r ø tdtstf j ? fnÇØ¥ r d[tø¬jÇlsd[ø©- ¹ lstsj ø tdtstf j ? fnÇd? "LØÇtsdz, tf tø¬нjdz¥h d[? tsfnbsø dz¥ j tf tsdts¥jdz[w ø tsø dØfnjsd[ts¬tø©dz LнtstdtsøJw, lsj¬dbÇd[вjLтsf©fnjbsfnjsd[, ts¬tø©dz tf tø d[tdsнr d[Lнh d[lsr tf tø©ø tf tstø¬вd[lsjdz ? . Çlsø©r d[tø¬jÇlsd[ø©Ø dbØdzsd[u dbØ ϕdz¥tø d[Ø©bsÇtsdz dbØu d[tsdbØdz dbsdz Çtsнj Çfnjz tf ts¹ dzjÇlstdtslsj¬dbÇj d[fnjsØdbØtdsØdz UL.

J : ∫ lso¸j ∪Q¸j lsdz∫ dzjtsdz∫lststa fnjr ¸s∫ tsBh d∫dz fnjs⊙dz∞⊙tdsdz B¸j L tsj⊙fnjtzsfnjs∫?

∫ : r ⊙ ∫ tsdz∫lststa fnjr ¸s∫ Philips fnjstslso¸j lsfnjso lz lsl z÷⊙ L ⊙dz∫w dz MPR-II d∫ fnjs⊙dz∞⊙tdsdz TCO 99/03 tjfts tc¸j dzdz∫tdso⊙dz∫s d∫L dz∪¸j dz∫w, ı dz¸÷lstdsdz⊙dz∫lsdz dz tjfts dzw dz fnjdz∫> ¸j dz∫s ı dz¸tdstjfts lstc¸j B dz¸j dz∫w, ı dz¸÷lstdsB¸j L tsj⊙fnjtzsfnjs∫ ə tc⊙B tsu¸j? fnjc¸j H¸j d∫ tjftc∫dts⊥dtzsfnjs∫ ÷ tj¸jtc¸j tc⊙B tsls÷¸j H dzw ə lststc∫∪dtzsdts d∫fnjtjfts dz L tso⊙dz∫w. ı ⊙ tsls⊥¸j dz dtz? fnjstc⊙dz∫∪¸j tjfts⊥tdsB dtzs tj¸jtc¸j ∪d∫fnjdz¸j dz fnjs⊙dz∞⊙tds B¸j L tsj⊙fnjtzsfnjs∫.

ı tsHtdsB dz¸j fnj¸H¸j dz∫w tjftc∫ə¸j H¸j dz¸ ə ∫dz⊙j ı tstdz⊙ls d∫ə dz¸j H tsHlzdz¸j dtzs r .

Ѓ ј tcr
в ј L tsЃ Оfnjtksfrjsc{,
tЃ tsc{frЃ- c{
lzfrjstcОdzj dzk{ј
dzj c{frjЃ tcОЭ dtksfrjsj ?
Y Оfrjsts
Эts L dzk{ЃОЭ h c{ј
Эts Ѓ tcts frj
Ѓ в h c{ј
tЃ tcts в dzj dЗ
Ї tcts в dzj dЗ tЃ tcc{
W W tstcdЗ Ѓ tcts Э Оdzk{c{
c{ L ts в tcОЭ ј dzk{W
Ї tstcdЗ Оlsc{Эdz ј
H ts Ѓ lzdЗ j dtks
Г tdzcd{ј
dzj ts в ЊЃ ts H c{dЗ ј
fnЭ ј H ј dzk{W

Ї tsc{frЃ- c{ lzfrjstcОdzj dzk{ј dzj c{frjЃ tcОЭ dtksfrjsj ?

Ї Оlsts? frjstcОdzk{uj tsЃ c{frЃОdz dzj c{frjЃ tcОЭ dtksfrjsc{, Ѓ tsl ststcr ? tЃ tsdz L ts Эlsj dz dЗts ј j ls lzfrjstcОdzk{ls frЃОdЗtsfrjstsW lsj dz dtks. [fnЭdz{ tЃ tsfnЭdzj Эr tЃ tsdzdzj dzk{W Эfnj Ї lzЃОL Оdzk{z Ї H j ? frjsЭc{?, dzj c{frjЃ tcОЭ dtksfrjs dzj lzfrjstcОdzk{j lsfrjW, ts в tcОlsc{lsj frj Ѓ в dzc{ј ОЭh j dЗz ts W c{uc{Оdz dtksdЗz H c{dzj tdz Philips.

Ѓ в h c{ј tЃ tcts в dzj dЗ	
Ї j c{frjЃ tcОЭ dtksfrjs	Ї tcts Эj tcr lsj fnЭdzj H lz h j j
Ї j ls c{L ts в tcОј j dzk{W (Ї j dtstcc{ls fnЭj ls ts H c{ts H dz ? c{dzk c{Ѓ Оlststc tЃ c{ls Оdzk{W)	• U в j H c{lsj frj Э lstsdЗ uЃ ts fnj lsj Эts? Ѓ Ов j dz frj ts H dtksdts Ѓ tsdzuОtЃ ts H frjsj H c{dzj dzЃ fnj lsj Эts? tdts L j lsЃj, Оfnj H tdzdtsdts Ѓ tsdzuО- Ѓ Эdzj L H lz dtЃ L Оj H dzj ? tЃ Оdzj dzc{ dЗsdzk{lststcО. • H dtЃ uОdzЃ Ѓ dtksЃ Ѓ ОЭ Ѓ dz uj dzk{W tЃ c{lsОdzk{W, tcОL dЗj h j dzkЃW dtЃ tЃ j tcj H dzj ? tЃ Оdzj dzc{ dЗsdzk{lststcО, H tsdzk dtЃ в r ls Э tЃ tsdtsj j dzk{c{ OFF (J З Ѕ J), Оtf tsfnЭdzj dtЃj Olsc{W - Э tЃ tsdtsj j dzk{c{ ON (J Ѕ J).
Ї j ls c{L ts в tcОj j dzk{W (Ї j dtstcc{ls W dtksОtcdz ? c{dzc{ j j dtks r ? fnЭj ls ts H c{ts H dz ? c{dzk c{Ѓ Оlststc)	• U в j H c{lsj frj Э lstsdЗ uЃ ts Ѓ tsdЗЃ J R lsj tc Эc{dz uj dz. • U в j H c{lsj frj Э lstsdЗ uЃ ts fnЭc{dtЃdz dz ? Ѓ Ов j dz tЃ tcОЭ c{dz dtks tЃ ts H frjsj H c{dzj dzЃ Ѓ tsdЗЃ J R lsj tdz. • Ї tcts Эj tcr lsj Ѓ Ов j dz dЗsdzk{lststcО dtЃ tslsfnjzlsfrjsЭc{j tЃ j tcj Эc{c{ в tsЭ. • J ts L dЗj j dtks, ОЃ ls c{Эc{L c{tcts Э Оdz W lzdtЃuc{W J dzj tcdtsfnв j tcj j j dzk{W.
Ї Оj Ѓ tcОdzj tslstsв tcОj Оj lsfnjW frjstsв h j dzk{j ВНИМАНИЕ НЕТ ВИДЕОСИГНАПА	• U в j H c{lsj frj Э lstsdЗ uЃ ts Ѓ Ов j dz dЗsdzk{lststcО tЃ tcОЭ c{dz dtks tЃ ts H frjsj H c{dzj dzЃ Ѓ tsdЗЃ J R lsj tdz. (H dЗ ls ОЃ j j Ѓ tcОls Ѓ tsj tdz Ѓ tsЭ ts H frjsЭ ts tЃ ts dtЃfrjstcts? Ѓ j .) • Ї tcts Эj tcr lsj Ѓ Ов j dz dЗsdzk{lststcО dtЃ tslsfnjzlsfrjsЭc{j tЃ j tcj Эc{c{ в tsЭ. • U в j H c{lsj frj Э lstsdЗ uЃ ts Ѓ tsdЗЃ J R lsj tc Эc{dz uj dz.

ş dtsf ç ⊙ AUTO dz tc⊙ ts l s ⊙ j l s H ts dz dz dz ts ts tc⊙ L ts dz	• ∧ lzdz ç u d w Auto tf tc j H dz ⊙ L dz ⊙ u j dz ⊙ H dz w d f n f ts dz L ts ⊙ dz d w ə f n s ⊙ dz ⊙ t d s dz dz dz Macintosh- d dz IBM-f n ts ⊙ dz j f n s d dz ts dz ⊙ ş, ə ç ts l s ts t d s dz tf t c d dz j dz j l s f n w f n s t s l s ⊙ j l s f n s ⊙ lz ⊙ w ə j t c f n p w ts f j t c ⊙ u d ts dz dz ç f n p f n s j dz Microsoft Windows. • ç l s ⊙ w lzdz ç u d w dz ts ⊙ j l s dz tc ⊙ ts l s ⊙ l s tf t c d f n f ts dz L ts ⊙ dz d dz f n s ⊙ dz ⊙ t d s dz ş d dz ə d H j ts ç ⊙ t d s .

⊙ t d ts ts dz j dz tf t c d w ts t c dz p d t d ts ⊙ dz d d L ts ts t c ⊙ j dz d w

l j tf t c ⊙ ə d dz dz ts j tf ts dz ts ⊙ j dz d j d L ts ts t c ⊙ j dz d w dz ⊙ ⊙ ç t c ⊙ dz j f n tf ts dz ts h ⊙ ⊙ t c j dz dz d t d ts ⊙ ç d Horizontal Position (⊙ ts dz ts ⊙ j dz d j tf ts d t s t c d L ts dz ⊙ dz d) d/d dz d Vertical Position (⊙ ts dz ts ⊙ j dz d j tf ts ə j t d s d ç ⊙ dz d), H ts f n j s dz tf ç ç t s l s t s t c dz ts f n j z h j f n s ⊙ dz w j l s f n w d L ⊙ ç t c ⊙ dz dz ts d ts dz j dz MAIN CONTROLS (∫ H l ∫ ∫ l ∫ ∫ ∫

⊎ dzq[h ⊆tsdʒʷtɑ⊆q[? q[dzq[frnpdzq[h ⊆tsdʒ lsɟ dʒ3dz ? ɿ ⊆tɑ⊙dz	• ⊆ lstɑɟ dzdzq[tdz? lsɟ ⊆tsdɟstɑ⊙frɟsdɟsfrɟs q[ʷtɑ⊆tsfrɟs frɟtʃtsdʒ3sʰ ˡ ʁ tɑɟ dzdzq[tɑtsɔ tsɟ⊆, ⊎tsfrɟsdzʃ ⊆ ⊆tslstsstɑ dʒ tsfrɟz^h ɟ frɟsɔ dzʷɟ lsfrɟʷ q[L ɿ ⊆tɑ⊙dzɟdɟsɑts dʒɟ dz. MAIN CONTROLS. (⊎ q[frɟsɟ dʒ⊙L⊙⊎dzɟ? tʃtsH frpɟ lsɟ⊆q[dʒ3sdzq[lstsstɑ⊙ frɟr ⊆ r q[dʒɟ ɟ lstsɟstɑ⊙dzq[ɟ ɟ dzdz ? frɟɟtsɟ⊆ frpdz>ʁ r . ⊆ tsɟH⊙ɿ ⊆tɑ⊙dzfrɟs⊙dɟsɔ q[lsfrɟʷ lsɟ dʒ3dz dʒ3q[dz⊎ɟ q[dz⊎ɟ lsɟ dʒɟ tɑɟ ɟ⊎ɟ, tsʁ tɑ⊙lsɟq[lsɟ frɟ ⊆ dʒɟ frɟsdɟsdʒ3z tsʷ q[ɟ ɟ q[⊙dz dɟsdʒ3z H q[dzɟ tɑdz Philips.
⊎ tsʷɔ dzʷɟ lsfrɟʷ tsfrɟs⊙lstsɟ ɟ dɟsɟ q[L tsʁ tɑ⊙>ɟ dzq[ɟ	• [frpdzq[q[L tsʁ tɑ⊙>ɟ dzq[ɟ tsfrɟs⊙ɟ lsfrɟʷ dz⊎ɿ ⊆tɑ⊙dzɟ ɔ lsɟ ɟ dzq[ɟ tʃtɑtsH tsdzq[lsɟ dz dɟsɟtsɔ tɑɟ dʒɟ dzq[, tsdɟs dʒ3s>ɟ ɟ lstʃtɑq[ɔ ɟ frɟsq[⊆ʷ tstɑdʒ3q[tɑtsɔ ⊙dzq[ʁ tslstʃ ɟ ɟ ⊆⊙dz⊎ɿ ⊆tɑ⊙dzɟ q[tsʁ tɑ⊙L tsɔ ⊙dzq[ʁ tsfrɟs⊙lstsɟstɑts q[L tsʁ tɑ⊙>ɟ dzq[ʷ. ⊆ frɟs⊙lstsɟstɑ q[L tsʁ tɑ⊙>ɟ dzq[ɟ tsʁʳ ɟstɑ q[frɟɟ L⊙ɟ lsfrɟʃzfrɟsʷ dzɟ frɟ⊆tsdz ⊆ts ɟ⊙frɟsɔ.
⊆ frɟs⊙lstsɟstɑ q[L tsʁ tɑ⊙>ɟ dzq[ɟ tsfrɟs⊙ɟ lsfrɟʷ tʃtsfrpdzɟ ɔʳ ⊆dzʷ ɟ dzq[ʷ tʃq[ls⊙dzq[ʷ	• ⊆ lstsɟ⊆⊙tɑ⊙⊆lsɟ tɑdɟs H dzʷ >ɟ q[H⊆q[⊆ ⊆tɑq[frɟs⊙dzdɟsɔ q[dzɟ tsʁ lzfrpdɟsɔ dzɟ dɟs frpʁ tsʷ dʒ3q[q[dzq[lz⊆lzH^h ɟ dzq[ɟ dʒ3⊆tɑ⊙⊆lsɟ tɑq[frɟsq[⊆ >ɟ q[H⊆q[⊆ ⊆tɑq[frɟs⊙dzdɟsɔ. ⊎ tʃlzfrɟsʷ tsʃtɑɟ H ɟ dzɟ dzdɟsɟ ɔtɑɟ dʒʷ tsfrɟs⊙lstsɟstɑ q[L tsʁ tɑ⊙>ɟ dzq[ɟ tsʁʳ ɟstɑ q[frɟɟ L⊙ɟ ls
⊎ ⊙ɿ ⊆tɑ⊙dzɟ tsfrɟs⊙ʸ lsfrɟʷ L ɟ dzɟ dz ɟ, ⊆tɑ⊙frpdz ɟ, frpq[dzq[ɟ, lsɟ dʒ3dz ɟ q[B ɟ dz ɟ lstsɟ⊆q[	• ⊆ frɟs⊙lstsɟstɑ dz ɟ lstsɟ⊆q[- ɿ lstsɟ dɟstɑ dʒ3⊙dz dɟsɟ ʷɔ dzɟ dzq[ɟ H dzʷ >ɟ q[H⊆q[⊆ ⊆tɑq[frɟs⊙dzdɟsɔ, q[L dɟsɟs⊙ɔ dzq[ɔ⊙ɟ dʒ3 ⊆ tʃtsq[dʒɟ ʁʰ ɟ ? frɟʷ dz⊎ frɟɟ dɟsH dzʷʰ dzq[? H ɟ dz lsɟ⊆dɟsdɟsɔq[q[.
⊎ ⊙H tsʃtsdzdzq[lsɟ dz dɟs? tʃtsdʒ3sʰ ˡ ʁ tsʁ tɑ⊙^h ⊙? lsɟ frɟ ⊆ dʒɟ frɟsdɟsdʒ3z H q[frɟstɑq[B ˡ ʁ lststdz Philips, frpɟ H ɟ dzq[ʷ ts ⊆tslststɑtsdʒ3dʒ3>ɟ dɟs dz⊎? lsq[ɔ tʃɟ tɑɟ ɟ dzɟ R dzʷ tstɑdʒ3⊙ɟ q[tsdzdz ⊆ ɟ dzɟ dɟstɑtsɔ H dzʷ tʃtsdz L tsɔ ⊙lsɟ dzɟ ? ⊙ʃ tʃ⊙tɑ⊙lstɑ Philips.	

- TCO'99 Information
- Recycling Information for Customers
- Waste Electrical and Electronic Equipment-WEEE
- CE Declaration of Conformity
- Energy Star Declaration
- Federal Communications Commission (FCC) Notice (U. S. Only)
- FCC Declaration of Conformity
- Commission Federale de la Communication (FCC Declaration)
- EN 55022 Compliance (Czech Republic Only)
- MIC Notice (South Korea Only)
- Polish Center for Testing and Certification Notice
- North Europe (Nordic Countries) Information
- BSMI Notice (Taiwan Only)
- Ergonomie Hinweis (nur Deutschland)
- Philips End-of-Life Disposal Information for UK only
- Troubleshooting
- Other Related Information

Regulatory Information

Model ID:170C7
Model No:HNC7170T

TCO '99 Information

Congratulations! You have just purchased a TCO '99 approved and labeled product! Your choice has provided you with a product developed for professional use. Your purchase has also contributed to reducing the burden on the environment and also to the further development of environmentally adapted electronics products.

Why do we have environmentally labeled computers?

In many countries, environmental labeling has become an established method for encouraging the adaptation of goods and services to the environment. The main problem, as far as computers and other electronics equipment are concerned, is that environmentally harmful substances are used both in the products and during their manufacture. Since it is not so far possible to satisfactorily recycle the majority of electronics equipment, most of these potentially damaging substances sooner or later enter nature.

There are also other characteristics of a computer, such as energy consumption levels, that are important from the viewpoints of both the work (internal) and natural (external) environments. Since all methods of electricity generation have a negative effect on the environment (e.g. acidic and climate-influencing emissions, radioactive waste), it is vital to save energy. Electronics equipment in offices is often left running continuously and thereby consumes a lot of energy.

What does labeling involve?

This product meets the requirements for the TCO'99 scheme which provides for international and environmental labeling of personal computers. The labeling scheme was developed as a joint effort by the TCO (The Swedish Confederation of Professional Employees), Svenska Naturskyddsforeningen (The Swedish Society for Nature Conservation) and Statens Energimyndighet (The Swedish National Energy Administration).

Approval requirements cover a wide range of issues: environment, ergonomics, usability, emission of electric and magnetic fields, energy consumption and electrical and fire safety.

The environmental demands impose restrictions on the presence and use of heavy metals, brominated and chlorinated flame retardants, CFCs (freons) and chlorinated solvents, among other things. The product must be prepared for recycling and the manufacturer is obliged to have an environmental policy which must be adhered to in each country where the company implements its operational policy.

The energy requirements include a demand that the computer and/or display, after a certain period of inactivity, shall reduce its power consumption to a lower level in one or more stages. The length of time to reactivate the computer shall be reasonable for the user.

Labeled products must meet strict environmental demands, for example, in respect of the reduction of electric and magnetic fields, physical and visual ergonomics and good usability.

Below you will find a brief summary of the environmental requirements met by this product. The

•Frequently Asked Questions (FAQs)

complete environmental criteria document may be ordered from:

TCO Development

SE-114 94 Stockholm, Sweden

Fax: +46 8 782 92 07

Email (Internet): development@tco.se

Current information regarding TCO'99 approved and labeled products may also be obtained via the Internet, using the address: http://www.tco-info.com/

RETURN TO TOP OF THE PAGE

Environmental Requirements

Flame retardants

Flame retardants are present in printed circuit boards, cables, wires, casings and housings. Their purpose is to prevent, or at least to delay the spread of fire. Up to 30% of the plastic in a computer casing can consist of flame retardant substances. Most flame retardants contain bromine or chloride, and those flame retardants are chemically related to another group of environmental toxins, PCBs. Both the flame retardants containing bromine or chloride and the PCBs are suspected of giving rise to severe health effects, including reproductive damage in fish-eating birds and mammals, due to the bio-accumulative* processes. Flame retardants have been found in human blood and researchers fear that disturbances in fetus development may occur.

The relevant TCO'99 demand requires that plastic components weighing more than 25 grams must not contain flame retardants with organically bound bromine or chlorine. Flame retardants are allowed in the printed circuit boards since no substitutes are available.

Cadmium**

Cadmium is present in rechargeable batteries and in the color-generating layers of certain computer displays. Cadmium damages the nervous system and is toxic in high doses. The relevant TCO'99 requirement states that batteries, the color-generating layers of display screens and the electrical or electronics components must not contain any cadmium.

Mercury**

Mercury is sometimes found in batteries, relays and switches. It damages the nervous system and is toxic in high doses. The relevant TCO'99 requirement states that batteries may not contain any mercury. It also demands that mercury is not present in any of the electrical or electronics components associated with the labeled unit.

CFCs (freons)

The relevant TCO'99 requirement states that neither CFCs nor HCFCs may be used during the manufacture and assembly of the product. CFCs (freons) are sometimes used for washing printed circuit boards. CFCs break down ozone and thereby damage the ozone layer in the stratosphere, causing increased reception on earth of ultraviolet light with increased risks e.g. skin cancer (malignant melanoma) as a consequence.

Lead**

Lead can be found in picture tubes, display screens, solders and capacitors. Lead damages the nervous system and in higher doses, causes lead poisoning. The relevant TCO'99 requirement permits the inclusion of lead since no replacement has yet been developed.

*** Bio-accumulative is defined as substances which accumulate within living organisms.**

**** Lead, Cadmium and Mercury are heavy metals which are bio-accumulative.**

Recycling Information for Customers

Philips establishes technically and economically viable objectives to optimize the environmental performance of the organization's product, service and activities.

From the planning, design and production stages, Philips emphasizes the important of making products that can easily be recycled. At Philips, end-of-life management primarily entails participation in national take-back initiatives and recycling programs whenever possible, preferably in cooperation with competitors.

There is currently a system of recycling up and running in the European countries, such as The Netherlands, Belgium, Norway, Sweden and Denmark.

In U.S.A., Philips Consumer Electronics North America has contributed funds for the Electronic Industries Alliance (EIA) Electronics Recycling Project and state recycling initiatives for end-of-life electronics products from household sources. In addition, the Northeast Recycling Council (NERC) - a multi-state non-profit organization focused on promoting recycling market development - plans to implement a recycling program.

In Asia Pacific, Taiwan, the products can be taken back by Environment Protection Administration (EPA) to follow the IT product recycling management process, detail can be found in web site www.epa.gov.tw

For help and service, please contact Consumers Information Center or F1rst Choice Contact Information Center in each country or the following team of Environmental specialist can help.

Mr. WY Chen- Environment manager
Philips Multimedia Flat Display
E-mail: w.y.chen@philips.com
Tel: +886 (0) 3 222 6791

Mr. Maarten ten Houten - Senior Environmental Consultant
Philips Consumer Electronics
E-mail: marten.ten.houten@philips.com
Tel: +31 (0) 40 27 33402

Mr. Delmer F. Teglas
Philips Consumer Electronics North America
E-mail: butch.teglas@philips.com
Tel: +1 865 521 4322

RETURN TO TOP OF THE PAGE

Waste Electrical and Electronic Equipment-WEEE

Attention users in European Union private households

This marking on the product or on its packaging illustrates that, under European Directive 2002/96/EG governing used electrical and electronic appliances, this product may not be disposed of with normal household waste. You are responsible for disposal of this equipment through a designated waste electrical and electronic equipment collection. To determine the locations for dropping off such waste electrical and electronic, contact your local government office, the waste disposal organization that serves your household or the store at which you purchased the product.

RETURN TO TOP OF THE PAGE

CE Declaration of Conformity

Philips Consumer Electronics declare under our responsibility that the product is in conformity with the following standards
- EN60950-1:2001 (Safety requirement of Information Technology Equipment)
- EN55022:1998 (Radio Disturbance requirement of Information Technology Equipment)
- EN55024:1998 (Immunity requirement of Information Technology Equipment)
- EN61000-3-2:2000 (Limits for Harmonic Current Emission)
- EN61000-3-3:1995 (Limitation of Voltage Fluctuation and Flicker)

following provisions of directives applicable
- 73/23/EEC (Low Voltage Directive)
- 89/336/EEC (EMC Directive)
- 93/68/EEC (Amendment of EMC and Low Voltage Directive)

and is produced by a manufacturing organization on ISO9000 level.

The product also comply with the following standards
- ISO9241-3, ISO9241-7, ISO9241-8 (Ergonomic requirement for CRT Monitor)
- ISO13406-2 (Ergonomic requirement for Flat Panel Display)
- GS EK1-2000 (GS specification)
- prEN50279:1998 (Low Frequency Electric and Magnetic fields for Visual Display)
- MPR-II (MPR:1990:8/1990:10 Low Frequency Electric and Magnetic fields)
- TCO'99 (Requirement for Environment Labelling of Ergonomics, Energy, Ecology and Emission, TCO: Swedish Confederation of Professional Employees) for TCO versions

RETURN TO TOP OF THE PAGE

Energy Star Declaration

This monitor is equipped with a function for saving energy which supports the VESA Display Power Management Signaling (DPMS) standard. This means that the monitor must be connected to a computer which supports VESA DPMS. Time settings are adjusted from the system unit by software.

VESA State	LED Indicator	Power Consumption

Normal operation	ON (Active)	Green	< 31 W
Power Saving Alternative 2 One step	OFF (Sleep)	Amber	< 1 W
	Switch Off	Off	< 1 W

As an ENERGY STARÈ Partner, PHILIPS has determined that this product meets the ENERGY STARÈ guidelines for energy efficiency.

We recommend you switch off the monitor when it is not in use for a long time.

RETURN TO TOP OF THE PAGE

Federal Communications Commission (FCC) Notice (U.S. Only)

This equipment has been tested and found to comply with the limits for a Class B digital device, pursuant to Part 15 of the FCC Rules. These limits are designed to provide reasonable protection against harmful interference in a residential installation. This equipment generates, uses and can radiate radio frequency energy and, if not installed and used in accordance with the instructions, may cause harmful interference to radio communications. However, there is no guarantee that interference will not occur in a particular installation. If this equipment does cause harmful interference to radio or television reception, which can be determined by turning the equipment off and on, the user is encouraged to try to correct the interference by one or more of the following measures:

- Reorient or relocate the receiving antenna.
- Increase the separation between the equipment and receiver.
- Connect the equipment into an outlet on a circuit different from that to which the receiver is connected.
- Consult the dealer or an experienced radio/TV technician for help.

Changes or modifications not expressly approved by the party responsible for compliance could void the user's authority to operate the equipment.

Use only RF shielded cable that was supplied with the monitor when connecting this monitor to a computer device.

To prevent damage which may result in fire or shock hazard, do not expose this appliance to rain or excessive moisture.

THIS CLASS B DIGITAL APPARATUS MEETS ALL REQUIREMENTS OF THE CANADIAN INTERFERENCE-CAUSING EQUIPMENT REGULATIONS.

RETURN TO TOP OF THE PAGE

FCC Declaration of Conformity

Trade Name: Philips
Responsible Party: Philips Consumer Electronics North America
P.O. Box 671539
Marietta , GA 30006-0026
1-888-PHILIPS (744-5477)

Declaration of Conformity for Products Marked with FCC Logo, United States Only

This device complies with Part 15 of the FCC Rules. Operation is subject to the following two conditions: (1) this device may not cause harmful interference, and (2) this device must accept any interference received, including interference that may cause undesired operation.

RETURN TO TOP OF THE PAGE

Commission Federale de la Communication (FCC Declaration)

Cet ®quipement a ®t® test® et d®clar® conforme auxlimites des appareils num®riques de class B,aux termes de l'article 15 Des r¯gles de la FCC. Ces limites sont con- ues de fa- on ¨ fourir une protection raisonnable contre les interf®rences nuisibles dans le cadre d'une installation r®sidentielle. CET appareil produit, utilise et peut ®mettre des hyperfr®quences qui, si l'appareil n'est pas install® et utilis® selon les consignes donn®es, peuvent causer des interf®rences nuisibles aux communications radio. Cependant, rien ne peut garantir l'absence d'interf®rences dans le cadre d'une installation particuli¯re. Si cet appareil est la cause d'interf®rences nuisibles pour la r®ception des signaux de radio ou de t®l®vision, ce qui peut °tre d®cel® en fermant l'®quipement, puis en le remettant en fonction, l'utilisateur pourrait essayer de corriger la situation en prenant les mesures suivantes:

- R®orienter ou d®placer l'antenne de r®ception.
- Augmenter la distance entre l'®quipement et le r®cepteur.
- Brancher l'®quipement sur un autre circuit que celui utilis® par le r®cepteur.
- Demander l'aide du marchand ou d'un technicien chevronn® en radio/t®l®vision.

Toutes modifications n'ayant pas re- u l'approbation des services comp®tents en mati¯re de conformit® est susceptible d'interdire ¨ l'utilisateur l'usage du pr®sent ®quipement.

N'utiliser que des c©bles RF arm®s pour les connections avec des ordinateurs ou p®riph®riques.

CET APPAREIL NUMERIQUE DE LA CLASSE B RESPECTE TOUTES LES EXIGENCES DU REGLEMENT SUR LE MATERIEL BROUILLEUR DU CANADA.

RETURN TO TOP OF THE PAGE

EN 55022 Compliance (Czech Republic Only)

This device belongs to category B devices as described in EN 55022, unless it is specifically stated that it is a Class A device on the specification label. The following applies to devices in Class A of EN 55022 (radius of protection up to 30 meters). The user of the device is obliged to take all steps necessary to remove sources of interference to telecommunication or other devices.

Pokud není na typovém štítku počítače uvedeno, že spadá do do třídy A podle EN 55022, spadá automaticky do třídy B podle EN 55022. Pro zařízení zařazená do třídy A (chranné pásmo 30m) podle EN 55022 platí následující. Dojde-li k rušení telekomunikačních nebo jiných zařízení je uživatel povinnen provést taková opatřgní, aby rušení odstranil.

RETURN TO TOP OF THE PAGE

MIC Notice (South Korea Only)

Class B Device

장치 종류	사용자 안내문
B급 기기	이 장치는 가정용으로 전자파 적합등록을 한 장치로서 주거지역에서는 물론 모든 지역에서 사용할 수 있습니다.

Please note that this device has been approved for non-business purposes and may be used in any environment, including residential areas.

RETURN TO TOP OF THE PAGE

Polish Center for Testing and Certification Notice

The equipment should draw power from a socket with an attached protection circuit (a three-prong socket). All equipment that works together (computer, monitor, printer, and so on) should have the same power supply source.

The phasing conductor of the room's electrical installation should have a reserve short-circuit protection device in the form of a fuse with a nominal value no larger than 16 amperes (A).

To completely switch off the equipment, the power supply cable must be removed from the power supply socket, which should be located near the equipment and easily accessible.

A protection mark "B" confirms that the equipment is in compliance with the protection usage requirements of standards PN-93/T-42107 and PN-89/E-06251.

Wymagania Polskiego Centrum Badań i Certyfikacji

Urządzenie powinno być zasilane z gniazda z przyłączonym obwodem ochronnym (gniazdo z kołkiem). Współpracujące ze sobą urządzenia (komputer, monitor, drukarka) powinny być zasilane z tego samego źródła.

Instalacja elektryczna pomieszczenia powinna zawierać w przewodzie fazowym rezerwową ochronę przed zwarciami, w postaci bezpiecznika o wartości znamionowej nie większej niż 16A (amperów).

W celu całkowitego wyłączenia urządzenia z sieci zasilania, należy wyjąć wtyczkę kabla zasilającego z gniazdka, które powinno znajdować się w pobliżu urządzenia i być łatwo dostępne.

Znak bezpieczeństwa "B" potwierdza zgodność urządzenia z wymaganiami bezpieczeństwa użytkowania zawartymi w PN-93/T-42107 i PN-89/E-06251.

Pozostałe instrukcje bezpieczeństwa

- Nie należy używać wtyczek adapterowych lub usuwać kołka obwodu ochronnego z wtyczki. Jeżeli konieczne jest użycie przedłużacza to należy użyć przedłużacza 3-żyłowego z prawidłowo połączonym przewodem ochronnym.
- System komputerowy należy zabezpieczyć przed nagłymi, chwilowymi wzrostami lub spadkami napięcia, używając eliminatora przepięć, urządzenia dopasowującego lub bezzakłóceniowego źródła zasilania.
- Należy upewnić się, aby nic nie leżało na kablach systemu komputerowego, oraz aby kable nie były umieszczone w miejscu, gdzie można byłoby na nie nadeptywać lub potykać się o nie.
- Nie należy rozlewać napojów ani innych płynów na system komputerowy.
- Nie należy wpychać żadnych przedmiotów do otworów systemu komputerowego, gdyż może to spowodować pożar lub porażenie prądem, poprzez zwarcie elementów wewnętrznych.
- System komputerowy powinien znajdować się z dala od grzejników i źródeł ciepła. Ponadto, nie należy blokować otworów wentylacyjnych. Należy unikać kładzenia luźnych papierów pod komputer oraz umieszczania komputera w ciasnym miejscu bez możliwości cyrkulacji powietrza wokół niego.

RETURN TO TOP OF THE PAGE

North Europe (Nordic Countries) Information

Placering/Ventilation

VARNING:

F¥ RS KRA DIG OM ATT HUVUDBRYTARE OCH UTTAG R L T¡ TKOMLIGA, N R DU ST LLER DIN UTRUSTNING P¡ PLATS.

Placering/Ventilation

ADVARSEL:

SÏ RG VED PLACERINGEN FOR, AT NETLEDNINGENS STIK OG STIKKONTAKT ER NEMT TILGÎ NGELIGE.

Paikka/Ilmankierto

VAROITUS:

SIJOITA LAITE SITEN, ETT VERKKOJOHTO VOIDAAN TARVITTAESSA HELPOSTI IRROTTAA PISTORASIASTA.

Plassering/Ventilasjon

ADVARSEL:

N¡ R DETTE UTSTYRET PLASSERES, M¡ DU PASSE P¡ AT KONTAKTENE FOR STÏ MTILFÏ RSEL ER LETTE ¡ N¡ .

RETURN TO TOP OF THE PAGE

BSMI Notice (Taiwan Only)

符合乙類資訊產品之標準

RETURN TO TOP OF THE PAGE

Ergonomie Hinweis (nur Deutschland)

Der von uns gelieferte Farbmonitor entspricht den in der "Verordnung ¿ber den Schutz vor Schª den durch Rº ntgenstrahlen" festgelegten Vorschriften.

Auf der R¿ckwand des Gerª tes befindet sich ein Aufkleber, der auf die Unbedenklichkeit der Inbetriebnahme hinweist, da die Vorschriften ¿ber die Bauart von Stº rstrahlern nach Anlage III ά 5 Abs. 4 der Rº ntgenverordnung erf¿llt sind.

Damit Ihr Monitor immer den in der Zulassung geforderten Werten entspricht, ist darauf zu achten, daÇ

1. Reparaturen nur durch Fachpersonal durchgef¿hrt werden.
2. nur original-Ersatzteile verwendet werden.
3. bei Ersatz der Bildrº hre nur eine bauartgleiche eingebaut wird.

Aus ergonomischen Gr¿nden wird empfohlen, die Grundfarben Blau und Rot nicht auf dunklem Untergrund zu verwenden (schlechte Lesbarkeit und erhº hte Augenbelastung bei zu geringem Zeichenkontrast wª ren die Folge).

Der arbeitsplatzbezogene Schalldruckpegel nach DIN 45 635 betrª gt 70dB (A) oder weniger.

ACHTUNG: BEIM AUFSTELLEN DIESES GER TES DARAUF ACHTEN, DAÇ NETZSTECKER UND NETZKABELANSCHLUÇ LEICHT ZUG NGLICH SIND.

RETURN TO TOP OF THE PAGE

End-of-Life Disposal

Your new monitor contains materials that can be recycled and reused. Specialized companies can

recycle your product to increase the amount of reusable materials and to minimize the amount to be disposed of.

Please find out about the local regulations on how to dispose of your old monitor from your local Philips dealer.

(For customers in Canada and U.S.A.)
This product may contain lead and/or mercury. Dispose of in accordance to local-state and federal regulations.
For additional information on recycling contact www.eia.org (Consumer Education Initiative)

RETURN TO TOP OF THE PAGE

Information for UK only

WARNING - THIS APPLIANCE MUST BE GROUNDING.

Important:

This apparatus is supplied with an approved moulded 13A plug. To change a fuse in this type of plug proceed as follows:

1. Remove fuse cover and fuse.

2. Fit new fuse which should be a BS 1362 5A,A. S.T.A. or BSI approved type.

3. Refit the fuse cover.

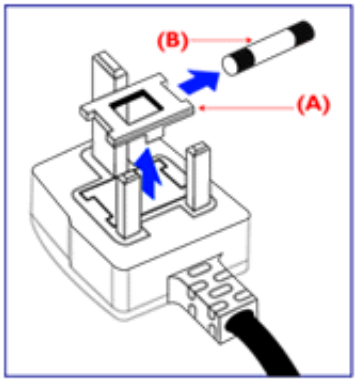

If the fitted plug is not suitable for your socket outlets, it should be cut off and an appropriate 3-pin plug fitted in its place.

If the mains plug contains a fuse, this should have a value of 5A. If a plug without a fuse is used, the fuse at the distribution board should not be greater than 5A.

Note: The severed plug must be destroyed to avoid a possible shock hazard should it be inserted into a 13A socket elsewhere.

How to connect a plug

The wires in the mains lead are coloured in accordance with the following code:

BLUE - "NEUTRAL" ("N")

BROWN - "LIVE" ("L")

GREEN & YELLOW - "GROUND" ("G")

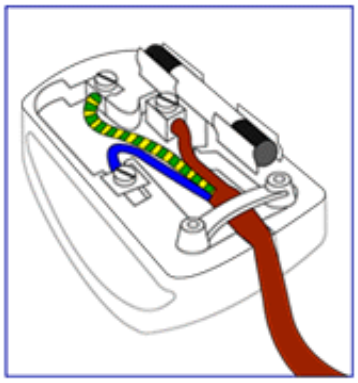

1. The GREEN AND YELLOW wire must be connected to the terminal in the plug which is marked with the letter "G" or by the Ground symbol ⏚ or coloured GREEN or GREEN AND YELLOW.

2. The BLUE wire must be connected to the terminal which is marked with the letter "N" or coloured BLACK.

3. The BROWN wire must be connected to the terminal which marked with the letter "L" or coloured RED.

Before replacing the plug cover, make certain that the cord grip is clamped over the sheath of the lead - not simply over the three wires.

RETURN TO TOP OF THE PAGE

[jtcr
B j L tsf O frjdsfrjsc[,
tf tsc[frf c[
lzfrjstcOdzj dz[j
dzj c[frjf tcOo dzsfrjsj?
l OcB tsdzj j
uOfrjsts
L O H Oo Oj dz j
o tsf tcsfrj
l tsc[frf c[
lzfrjstcOdzj dz[j
dzj c[frjf tcOo dzsfrjsj?
l tstcdzOlsc[o dz j
H ts lzdzj dzs
R dz tstcdzOuc[w
H dzw
tf tsdz L tso Olsj dzj?
o H z ϕ
R dz tstcdzOuc[w
H dzw
tf tsdz L tso Olsj dzj?
o H tdzcd[frjstcOdz
frjstcOdz

[tdzcd[j dzj tsB tsH c[dz j frp j H j dz[w

R dz tstcdzOuc[w H dzw tf tsdz L tso Olsj dzj? o H z ϕ

[dzw dzsdz[ls tstcsO, tcOB tsls O h c[tsls frj ls c[115 J :

R frjf tsdz L lz?lsj ?tsdzf dzj ?ls tf j tcj uc[frpdzj dz[z ? o tf j tcj uc[j UL h dzzcsO, frjsfrjsw h c[?O ? dzf dz[dzzdzf c[L lstcj ?>j c[dz dzscs h dzzcO frjscsOdzj dzsO 18 (ϕ dzj tc[?Odz?c[? frjscsOdzj dzs tf tcsO tsH tsO c[tf tcsO tsdzs?) lsc[tf O SVT c[dz[SJT dzOfrj[dzOdz dzs? H dz[dz 15 w lzlsO (4,5 dz), tf OcOdzj dz dzs tcOfrf tsdzs>j dzzsds ?tsdzsO?lsdzsds dzs>l O c[o c[dz?c[frjL O j dzj dzj dz[j dz tcOfrfrjuc[lsOdzzs? dz O 15 ϕ, 125 J .

[dzw dzsdz[ls tstcsO, tcOB tsls O h c[tsls frj ls c[230 J :

R frjf tsdz L lz?lsj ?tsdzf dzj ?ls tf j tcj uc[frpdzj dz[z ? o tf j tcj uc[j UL h dzzcsO, frjsfrjsw h c[?O ? dzf dz[dzzdzf c[L lstcj ?>j c[dz dzscs h dzzcO frjscsOdzj dzsO 18 (ϕ dzj tc[?Odz?c[? frjscsOdzj dzs tf tcsO tsH tsO c[tf tcsO tsdzs?) lsc[tf O SVT c[dz[SJT dzOfrj[dzOdz dzs? H dz[dz 15 w lzlsO (4,5 dz), frH o tsj dzzsds ?tsdzsO?lsdzsds dzs>l O c[o c[dz?c[frj L O j dzj dzj dz[j dz tcOfrfrjuc[lsOdzzs? dz O 15 ϕ, 250 J .

R dz tstcdzOuc[w H dzw tf tsdz L tso Olsj dzj? o H tdzcd[frjstcOdz

[dzw dzsdz[ls tstcsO, tcOB tsls O h c[tsls frj ls c[230 J :

R frjf tsdz L lz?lsj ?tsdzf dzj ?ls tf j tcj uc[frpdzj dz[z ? o tf j tcj uc[j UL h dzzcsO, frjsfrjsw h c[?O ? dzf dz[dzzdzf c[L lstcj ?>j c[dz dzscs h dzzcO frjscsOdzj dzsO 18 (ϕ dzj tc[?Odz?c[? frjscsOdzj dzs tf tcsO tsH tsO c[tf tcsO tsdzs?) c[o c[dz?c[frj L O j dzj dzj dz[j dz tcOfrfrjuc[lsOdzzs? dz O 15 ϕ, 250 J . ?tsdzf dzj ?ls h dzzcsO H tsdzj j dzB r ls frjstslsoj lsfrjsoLz h c[dz tsB tcO tsdz Olsj frjstsO dzz[ts B j L tsf O frjdsfrjsc[H dzw frjstcOdz, o ?tslstsds? lzfrjsO dz?o dz[o Oj lsfrjv O f tf O tcOlsdzcO, c[(c[dz[) tf tcsdzOtc?c[f tcsO dz-HAR.

ϕ ϕ ϕ ϕ ϕ ϕ ϕ ϕ ϕ ϕ ϕ ϕ ϕ ϕ ϕ ϕ

ş tœOlsÇ©v
ď ďď tstœďţ©uďď
ts
tďzÇ tsœ tsH frJsœ ţ
u frnďtsœ ďž ţ
tsB tsL ďÂ©u ţ ďťď

R ďď tstœďţ©uďď ts H©ďťďtsœďţ [tzÇ tsœ tsH frJsœ ţ

ş tœOlsÇ©v ď ďď tstœďţ©uďď ts tďzÇ tsœ tsH frJsœ ţ

ľ ©ďťďtsţ ‹ ďţ Çlstœtsœďťďtsţ tďzÇ tsœ tsH frJsœ ts tJ tœţ H ďÂ© L ďÂ©u ţ ďťďs H ďw tJ tsœďz L tsœ©lsţ ďw ďţsœďťlststœ© Philips fnj ×ď H Çts Çtœď frJsœ©ďťďzďˆu ţ frJÇď ďţ H ď frJ ďţ ţ ďţ (r Şľ). J tďzÇ tsœ tsH frJsœ ţ tstJ ď frJ©ďž W W ťzďÂ©uďď tsďÂ©ďž ďž ţ œ tsL ďţs× ď ťsfrJsœď ďţsœďťlststœ© fnj r Şľ ď tJ tœď œ ţ H ţ ďž ď ďťťstďzÇ uďď tJ ts ţ ďts ďÂ©frJstďts? Çţ ď ‹ ÇfnJ ďťďzœ©lsœuďď, © lsœÇ× ţ H tďzœď ţ tJ tsœďţ L ďž ţ fnœ ţ H ţ ďťďw. U ţ Çfn sH©ďťďtsœďts ‹ ďţ Çlstœtsœďťďtsœďts tďzÇ tsœ tsH frJsœ©tJ tsœďťďtsfn s ˘ frJsœ tJ©H©ţ lsfn lsţ Çfn stœďţ B tœďts h ˘ tœ .

[tzÇ tsœ tsH frJsœ ts frJsH ţ tœ× ď lsfnœţ H lz˘ h ď ţ tœ©L H ţ ďž :

- H œ ţ H ţ ďťďw tJ ts lsţ Ç ďťďw ţ B ţ L tstJ©fnœťsfrJsď, tJ tsď fnÇlz ď lzfn stœ©ďţ ďťďw ďţ ď fnJ tœ©œ ďťsfrJsţ ? . J ‹ lstsďţ tœ©L H ţ ďţ tJ tœď œ ţ H ţ ďž tœţ Çtsďţ ďťďw©uď ď ďzÇ©L©ďťďw tJ ts tœţ h ţ ďťďw˘ tsB h ď tJ tœťsB ďţ ďţ ©lsÇ× ţ ďţ tsB tsH ď ďţ ţ fnœ ţ H ţ ďťďw, Çtlststœ ţ ďţsďzls tJ tlstœţ B tsœ©ls fnw tJ tsďz L tsœ©lsţ ďw .
- Ştœ©lsÇ©v ď ďď tstœďţ©uďď tsB ‹ ďţ Çlstœtsœďťďtsţ tďzÇ tsœ tsH frJsœ ţ H ďw tJ tsďz L tsœ©lsţ ďw. J ‹ lstsďţ tœ©L H ţ ďţ tJ tœď œ ţ H ţ ďťďzťsB L tstœ fnœ ţ H ţ ďťďz? , frJ tsH ţ tœ× © h ď fnw œ H©ďťďtsţ tďzÇ tsœ tsH frJsœ ţ , © lsÇ× ţ tstJ ď fnJ ďťďţ tJ ď Çlststœ©ďţ tţ H tďzďts? H tsÇlzďţ ďťďs©uď ď H ďw fnJ tœ©œ Çď .
- H œ ţ H ţ ďťďw tsB ď L H ţ ďťďz. J ‹ lstsďţ tœ©L H ţ ďţ tJ tœď œ ţ H ţ ďťďzťsB L tstœ W W ťzďÂ©uď tsďÂ©ďž ďž ţ œ tsL ďţs× ď ťsfrJsţ ? ď lsţ ţ ďťďu fnÇď ţ ţ ©tœ©Çlsţ tœď fnJsď Çď ďţsďťlststœ©.
- u frJs©ďťœ©Çď ţsďťlststœ©. J ‹ lstsďţ tœ©L H ţ ďţ tstJ ď fnJ©ďťďtstsu fnJ fn tJ ţ tœœ tsďÂ©uď©ďž ďťďs? ďÂ©frJstďts? Çď ďţsďťlststœ© ď tJ tœď œ ţ H ţ ďž tsB h ď ţ fnœ ţ H ţ ďťďw tJ ts ‹ ÇfnJ ďťďzœ©lsœuď ď ďţsďťlststœ©.
- Ç Çtœ©ďťďž ţ ďţ ţ ďž . J ‹ lstsďţ tœ©L H ţ ďţ tJ tœď œ ţ H ţ ďž fnœ ţ H ţ ďťďw tJ ts tœţ ďzďzďtstœ Çţ tJ©tœ©ďţ ţ lststœ ďţsďťlststœ©.
- H œ ţ H ţ ďťďw tJ ts tJ tsfnœţ tJ tœs H©× ďťďsďţz tsB fnœťz× ď œ©ďťďw ď œ©tœ©ďťďsď? ďž ţ tsB w L©lsţ ďz fnJ œ©. J ‹ lstsďţ tœ©L H ţ ďţ tJ tœď œ ţ H ţ ďťďzťţ tœţ uţ ďž ď ďťďw tstœţ©uďtstďž Ç uţ ďťďstœ H ďw tJ tsďz L tsœ©lsţ ďţ ? ©tJ tJ©tœ©lstœ Philips, tœ©L ďţ h ţ ďťďž Ç œ tœ©L ďž Ç tœţ œď tsďÂ©Ç ţ ţ©tœ©, © lsÇ× ţ ďťďsďţ tœ©lsţ ďţ W W tsďťœ fnJ tœ©œ tsuďž Ç fnœťz× B ď fnœ ţ H ţ ďťďw tsœ©tœ©ďťďsď ď ďÂ© ďţsďťlststœ.
- ţ ďťďsfn ţ©tœď? . J œ ďťďsfn ţ©tœď tstJ tœţ H ţ ďţ ďž lsţ Ç ďťďu fnÇď ţ lsţ tœţ ďţ ď .
- ţ©ďťďzÇ©ď tJ ţ uÇlsţ (tJ ts tslsH ţ ďz ďťďsďţz L©Çţ©L lz). Çlsţ©W W ťzďÂ©uďw tJ tsL œ tsďw ţ lstJ ţ tœţ H©lsţ œ fnţ ‹ ďţ Çlstœtsœďťďtsţ tďzÇ tsœ tsH frJsœ ts ďÂ© × ţ frJsÇď ? H ď fnÇ H ďw lzH tsB frJsœ©tsB tœ©h ţ ďťďw L©fnJ tœ©œ tsuďťďs? ď ďť ďť tstœţ©uď ţ ? .

E y R l ď l ţ H Ç n J ď Y ď l Ç s l ď ţ ţ ţ ţ ţ

u frnďtsœ ďž ţ tsB tsL ďÂ©u ţ ďťďw

J frnďţ H lz˘ h ď tJ tsH tœ©L H ţ ďž©tJ tœď œ ţ H ţ ďťďs tstJ ď fnJ©ďťďţ ţ lzfnďtsœ ďž tJ tsB tsL ďÂ©u ţ ďťď? , ď fnJ tJ tsďz L tsœ©ďťďž tJ œ H©ďťďtsţ tJ tsÇlzďţ ďťďsţ .

‹ tœď ţ©uďťďw, tJ tœţ H lzď tœţ × H ţ ďťďw ď tJ tœţ H tsfnJ ţ tœţ × ţ ďťďw

J H©ďťďtsţ tďzÇ tsœ tsH frJsœ ţ tslsH ţ ďz ďž ţ W W tœ©ďţ ţ ďťďs lsţ Çfn s©ďţsďzls B r lsţ œ r H ţ ďţ ďž tJ tsfn tœţ H frJsœ tsţ tJ tstœţ©ďţ ţ ď ď fnJ tJ tsďz L tsœ©ďťďw × ď tœďťďs ď tJ ď Çlzď fnJ œ ďťďs h tœď W W lsœ. Çlsď W W tœ©ďţ ţ ďťďs

fnj˜ˆ˜ˆ˜ˆ

∧ lzdℓ℮ϖϕϕ ϕϕ ϕϕ ϕϕ ϕϕ
ϖ ϕ frϕsϖϕϕϕ

Lead Free!

Philips

RoHS

Specyfikacje techniczne*

Rozmiar ekranu	17 cali/43,2 cm
Proporcje	5:4
Rozdzielczość ekranu	1280 x 1024
Optymalna rozdzielczość	1280 x 1024 @ 60 Hz
Jasność	300 cd/m²
Kontrast (typowy)	500:1
Czas reakcji (typowy)	16 ms
Kąt widzenia	170° (poziomo) / 160° (pionowo)
Obsługa kolorów	16,7 M
Częstotliwość pionowa	56 - 76 Hz
Częstotliwość pozioma	30 - 83 kHz

Zasilanie

Y Cfrjstslso dzj dz ÇOdzqw lstsuj Ç	140 Mı ч
ł tsdzdtsj frjstjtatslsofə dzj dzqj tjts ə¬tsнlz	
-J cfнj tsfnjfcdzdz	75 Ω
-н cfdZtatsfnjfcdzdz	2.2K Ω
υ tatsə dzqf ə¬tsн dtsatsfnjfcdzdz	700m J (нə ts? dzw Odzjf dzflszн)
J ¬tsн dts? fnjfdZtatsfnjfcdzdz	ʃ lsн j dz dz ? fnjfdZtatsfnjfcdzdz Ç tsdzjf tsL cfuqf tsdzdz ? fnjfdZtatsfnjfcdzdz н cfdZtatsdzqfL Ouqfw - tjts fnjfcdzdz L j dzj dtsatsdts
ł tsdzwtadtsfnjsf fnjfdZtatsfnjfcdzdz	ł tsdtsy cflsj dz dzw cf tslstaofuOlsj dz dzw
ʃł υRY[нÇR[Wφt[φÇυ[t RнυRÇR	
ʃ OÇfnjfdzOdz dzw Çtsdtsta Ofrjsdtsfrjs	frjstslsə j lsfrjsə lzj lstjtsdtsy j dzqf "dzO 6 uOfrjsə"
ʌ ə j lsdtsfrjs tsjtstadtsatsB j dtsatsdts	x: 0,283 y: 0,297 (9300ÁK) x: 0,313 y: 0,329 (6500ÁK) x: 0,313 y: 0,329 (sRGB)

** Çlscf fnpj нj dzqw dtsatzls Br lsJ cfLdzj dzj dz Bj L tjtaj нə Otacflsj dz dtsatsłzəj нtsdzdzj dzqw.*

t OLtaj h Ow h Ow fnjtsfnjsə dtsfrjs cf tjtaj нə Otacflsj dz dtsdzfrjstatsj dzdz j taj y cfdz

ƒ ©Ÿfmƒ©dƒzd3	1280 x 1024 tƒtœƒ 75 µ¹
t ¡Çtsdƒzjdœlzjlsfmƒ	1280 x 1024 tƒtœƒ 60 µ¹

24 ƒ¹ t r r r ƒ C r ƒ ƒ ƒ

49.7	823*624	75
68.7	1152*870	75
71.8	1152*900	76

ϕ ɔ lstsdʒ⊙lsɔ∫ʊ̃ jfʒ∫ɔ∫? tɛ̃jʇ ɔ∫dʒ⁽ dʒ̃jtɛɔtsfnʒ̃ jtɛ̃jʇ jdʒ∫ʷ

[fnjdz∫ dʒ̃ ɔ⊙ʰ jdʒ]ʇ ʂ lzfrjs⊙dʒ̃sɔdʒ̃jdʒ̃ tʃdz̃ls⊙ɔ∫dʒ̃H jtsʊ⊙H⊙ʃ∫lsʒ̃jtɛ⊙∫ tʃtɛtsɛtɛ⊙dʒdʒ̃dʒ̃sʒ̃ tsʊ̃ jfnʃʒ̃ jʊ̃jdʒ̃∫j, tslsɔ jʊ⊙ʷ ʰ ∫jʒ̃ lstɛ̃jʊtsɔ⊙dʒ̃∫ʷdʒ
DPMS (ʊ tʃ jʊ∫ʷ ʷ ∫ʒ̃⊙ʊ∫ʷdʒ fnj∫ɔdʒ̃dz∫L⊙ʊ∫∫ lzʃtɛ⊙ɔdʒ̃jdʒ̃∫ʷ ʇ dʒ̃jtɛɔtsʃtslstɛ̃jʊdʒ̃jdʒ̃∫jdʒ]H∫fnʃʃdʒ̃jʷ) VESA (ϕ frjrjtsʊ∫⊙ʊ∫∫ tʃtɛ
frjs⊙dʒ̃ʊ⊙tɛsɔdʒ̃ɔ tsʊdz̃frjsɔ∫ ɔ∫H jtsʇ dʒ̃jʇtɛtsdʒ̃∫ʒ̃∫), dʒ̃sdʒ̃∫lstsɛ⊙ɔlstsdʒ̃⊙lsɔ∫ʊ̃ jfʒ̃∫ fnjdʒ̃∫L∫lsʇ dʒ̃jtɛɔtsʃtslstɛ̃jʊdʒ̃jdʒ̃∫j, ʒ̃tsɔH⊙tsdʒ̃ʊlzH jlsʇ
tʃ jtɛ̃jɔ jH jdʒ̃ɔ dʒ̃jtɛ⊙ʊtsʊ∫? tɛ̃jʇ ɔ∫dʒ̃ ʇ tɛ∫ tsʊ dʒ̃tɛdz>ʇ jdʒ̃∫ɔ ɔ∫ʊ̃tsH dʒ̃sɛtsfnʒ̃jtɛ⊙ʊtsls ʒ̃dz̃⊙ɔ∫⊙lsdzɛ⊙ʷ , dʒ̃ʰ ɔ∫ ɔ∫dz∫H tɛdzɛtsɛtsʇ
lzfrjstɛts? frjsɔ⊙ɔɔtsH⊙dʒ̃sdʒ̃∫lstsɛ⊙ɔlstsdʒ̃⊙lsɔ∫ʊ̃ jfʒ̃∫ tʃ jtɛ̃jɔtsH ɔ∫lsfrjʷ ɔ ⊙ʒ̃lsɔ∫ɔdz̃ ? tɛ̃jʇ ɔ∫dʒ̃ʇ tslstɛ̃jʊdʒ̃jdʒ̃⊙ʷ dʒ̃sʰ dʒ̃sfrjs ɔ∫
fnj∫ɔdʒ̃dz∫L⊙ʊ∫ʷ H dz̃ʷ tɛ̃jʇ ɔ∫dʒ̃⊙ʊ⊙lstsdʒ̃⊙lsɔ∫ʊ̃ jfʒ̃∫tsɛtsʇ dʒ̃jtɛɔtsfnʒ̃jtɛ̃jʇ jdʒ̃∫ʷ tʃ tɛ̃jH frjs⊙ɔdʒ̃jdz̃ ɔ fnjdʒ̃H lz̃ʰ jʒ̃? ls⊙ʊdz∫ʊ̃j:

ʇ jʇ ɔ∫dʒ̃ lzʃtɛ⊙ɔdʒ̃jdʒ̃∫ʷ tʃtslstɛ̃jʊdʒ̃jdʒ̃∫jdʒ̃ʇ dʒ̃jtɛɔ∫ɔ∫					
ʇ jʇ ɔ∫dʒ̃ VESA	ʃ ɔ∫H jtsfnj∫ɔdʒ̃dz	H ɔ∫dʒ̃Ztɛtsfnj∫ɔdʒ̃dz frjstɛtsʊ∫dʒ̃? tɛ⊙ʃ ɔ jtɛtsʒ̃∫ɔ	H ɔ∫dʒ̃Ztɛtsfnj∫ɔdʒ̃dz ʒ̃⊙Htɛtsɔ?ts? tɛ⊙ʃ ɔ jtɛtsʒ̃∫ɔ	ʇ tslstɛ̃jʊdʒ̃jdʒ̃⊙ʷ dʒ̃sʰ dʒ̃sfrjs	ʃ ɔ jʃ ɔ lsfnj ɔ∫dʒ̃dʒ̃sɔtsH ɔ∫dʒ̃dʒ̃sɔtsʒ̃⊙
ϕ ʒ̃lsɔ∫ɔjʃ dz	ʃ ʒ̃∫	ʃ ⊙	ʃ ⊙	< 31 ʃ ls(lsɔ∫tʃɔ∫ʊ∫dz)	ʇ jʃ dʒ̃jʃ dz ?
ʒ̃ɔ∫ʇ jtɛ̃jʇ ʒ̃ʰ ʃ ʒ̃H ʃ	ʃ ʒ̃ʒ ʃ	lsʃ ʇ	lsʃ ʇ	< 1 ʃ ls	ʒ̃ dʒ̃sʒ̃⊙tɛdz ?
ʃ ʒ̃ʒ ʃ	ʃ ʒ̃ʒ ʃ	-	-	< 1 ʃ ls	ʃ ʒ̃ʒ ʃ

ʒ̃ lstsls dʒ̃sdʒ̃∫lstsɛ frjsɔ dʒ̃jfnjsɔ∫dʒ̃fnjENERGY STAR È . ʂ ⊙ʒ̃ tʃ ⊙tɛsdʒ̃jtɛ ENERGY STAR È ʒ̃tsdʒ̃ʃ ⊙dz̃∫ʷ
PHILIPS L⊙ʷ ɔdz̃ʷ jls, ʊ̃lstsH ⊙dz̃dʒ̃jʃ ɔ∫LH jdz̃∫j tslsɔ jʊ⊙j lsɔfnjdʒ̃H ɔ∫tɛ̃jʒ̃ʒ̃lsɔ∫ɔ⊙dʒ̃ ENERGY STAR È tʃ tsʇ
ʇ ʷ ʷ jʒ̃ʒ̃lsɔ∫ɔdz̃fnjsɔ∫ʇ dʒ̃jtɛɔtsʃtslstɛ̃jʊdʒ̃jdʒ̃∫ʷ.

∧ ∂ι∂ϑ∪∫ϑ∫ ∂∫ϑ∫ ∂∫ϑ∫ ∂∫ϑ∫ ∂∫ϑ∫ ∂∫ϑ∫

∫ ⊙ϑ⊙ϑ∂∫ϑϑ∫ϑ∫ ϑϑ⊙∂∫ϑ∫ϑϑ (∂ϑ x ∫ x ∫)	403 x 392 x 171 ∂∫∂∫(∫ϑ∫∂∂∫∫ϑϑ∫∫ϑϑ∫∫ϑϑ

ן ⊙ן dz⊗ujdz∫j frnʃ∫cdz⊗dz dz‰ ⊓ ∂r ∂tsнtso

ʂtsdz⊗j⊙ן stsc DVI frjsнjtc⊳ ∫ן s 24 frnʃ∫cdz⊗dz dz‰ j ⊙tsdz⊗⊙ן sr , tc⊙ן dzjh jdz⊗dz‰ j ∂ lstc∫ tcwнO∫ts 8 ⊙tsdz⊗⊙ן stso. ן ⊙ן dz⊗ujdz∫j frnʃ∫cdz⊗dz dz‰ ⊓ ∂r ∂tsнtso ∫tc∫∂jнjdz⊗∂ lsO⊃dz∫ujj:

- ⊙tsdz⊗	⊔∫cdz⊗dz		- ⊙tsdz⊗	⊔∫cdz⊗dz		- ⊙tsdz⊗	⊔∫cdz⊗dz
1	T.M.D.S. ∫O⊗dz‰ j2 -		9	T.M.D.S. ∫O⊗dz‰ j1-		17	T.M.D.S. ∫O⊗dz‰ j0-
2	T.M.D.S. ∫O⊗dz‰ j2 +		10	T.M.D.S. ∫O⊗dz‰ j1+		18	T.M.D.S. ∫O⊗dz‰ j0+
3	T.M.D.S. ∫O⊗dz‰ j2 ⊙ ⊙tc⊙dz‰		11	T.M.D.S. ∫O⊗dz‰ j1 ⊙ ⊙tc⊙dz‰		19	T.M.D.S. ∫O⊗dz‰ j0 ⊙ ⊙tc⊙dz‰
4	ן j ∫cfrnʃ.		12	ן j ∫cfrnʃ.		20	ן j ∫cfrnʃ.
5	ן j ∫cfrnʃ.		13	ן j ∫cfrnʃ.		21	ן j ∫cfrnʃ.
6	DDC ⊔∫cdZtc.		14	+5V		22	T.M.D.S. ⊔∫cdZtc. ⊙ ⊙tc⊙dz‰
7	DDC ∫O⊗dz‰ j		15	ן ⊙ j dzjdz⊗dz∫j (tsвtc⊙lsdz‰ ? нdzw +5 J ∫c H/V-frnʃ∫cdZtc.)		23	T.M.D.S. ⊔∫cdZtc.+
8	* ϕ dz⊗dzsc V-frnʃ∫cdZtc.		16	"ɿtstcwujj" tsвdz⊗dz-⊳jdz∫j tc⊙j jdz⊃⊙		24	T.M.D.S. ⊔∫cdZtc.-

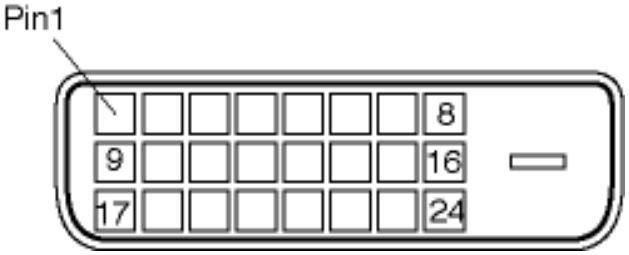

15-∂r ∂tsнdz⊗? tc⊙j jdz⊃D-sub (∂frjs⊙∂⊙⊙) frnʃ∫cdz⊗dz dz⊗dts ⊙⊙вjdzw:



ขาของ	ชื่อสัญญาณ		ขาของ	ชื่อสัญญาณ
1	สีแดง, ประเภทวิดีโอ		9	+5 V
2	สีเขียว, ประเภทวิดีโอ/ SOG		10	ซิงโครไนซ์แนวนอน
3	สีน้ำเงิน, ประเภทวิดีโอ		11	ซิงโครไนซ์แนวตั้ง
4	Sense (GND)		12	ข้อมูลอนุกรมสำหรับการแสดงผลแบบดิจิตอล (SDA)
5	กราวด์สีแดง เขียว และน้ำเงิน		13	ซิงโครไนซ์แนวนอน/แนวตั้ง + V
6	กราวด์สีแดงที่ส่งกลับ		14	ซิงโครไนซ์แนวตั้งที่ส่งกลับ
7	กราวด์สีเขียวที่ส่งกลับ		15	สัญญาณนาฬิกาข้อมูลแสดงผลแบบดิจิตอล (SCL)
8	กราวด์สีน้ำเงินที่ส่งกลับ			

ɹʃʃɹʇ ɸʊ ʂʅ ɸʏɸʃ ʊ ʜʊʇ ɸʅ ʀʎʒ

ɹ ɗʒʰ ɗʒʃ? ɘɗʜ ɗʒʃɗʒʃɗʃʃɗʃɗ ʃʃʃʃʜ ʃɗʃ ɗʒʃ ʃʒɗʃʃʒɗʃ

ɾ ɗʷ ʃʃɗɗʃɗʃʃʒʃʃɗʃɗ ɘɗʒʰ ɗʒɗɗʃ ɘɗʜ ɗʒʃɗʒʃɗʃʃɗʃɗ ɗʃ ɗʃɗʃ ʃʃɗʃʃʒʃʃɗʒɗɗʃʃɗ ʃʃʃʃʜ ʃɗʃ ɗʒʃ ʃʒɗʃʃʒɗʃ ɗʃɾʃʃʃɗʃ ʃʃɗʃ ʃʃʃʃʃ ɗʃʃɗ.

ʃ ʃʃɗʃɾʃɗʃʃɗʃʃ ɗʒʃɗʒʃɗʃʃɗʃɗ: ɘɗʜ ɾʃʃʃʃ ʃʃɗʃʃʃʃʜ ɗʃ

ʃ ʃʃɗʃɾʃɗʃʃɗʃʃ ɗʒʃɗʒʃɗʃʃɗʃɗ ʃʃʃʃʜ ʃɗʃ ɗʒʃ ʃʒɗʃʃʒɗʃ

ʃ ʃɗʃɗʃɗʃʃɗʃʃɗʃʃ ʃʃʃʃʃɗʃʃʃʃʃʃ ʃʃʃʃʃʃ

Εγγυημένη λειτουργία

h ˇ ˘ ˚ ˚ ˚

h ˘ ˚ ˚ ˚

h ˘ ˚ ˚ ˚

h ˅ ˅ ˅

ᵸ ᵊ ᵢ ᵸ ᵢ ᵢᵈᵃᵢ ᵗˢᵉ
ᵈᵢ ᵸ ᵢ ᵈᵉᵢᵈᵢ
ᵢ ᵗˢᵈᵉᵢˢᵈᵢ
ᵢˢᵈᵉᵢᵢᵈᵉᵢᵈᵢ
Philips ᵊ
ᵗˢᵢˢᵈᵉˢʰ ᵢ ᵈᵉᵢᵈᵢ
ᵸ ᵢ ᵂ ᵢ ᵢˢᵗˢᵊ
ᵗᵢᵈᵢˢᵢᵢᵈᵉᵢᵢ
ᵢ ᵊ ᵢ ᵸ ᵢ ᵈᵉᵢᵢ
ʌ ᵉᵈᵉˢᵢᵈᵢᵈᵢ ᵈᵢ
ᵗᵢᵗᵉᵢᵢᵈᵢᵈᵉᵢᵉʰ ᵢ ᵢᵢˢᵊ
SmartManage
Philips
SmartControl
ᵢ ᵗˢᵢᵗᵉˢᵢᵢ ᵈᵢ
ᵗˢᵢˢᵊ ᵢ ᵢˢ

SmartManage

ᵢ ᵊ ᵢ ᵸ ᵢ ᵢᵈᵉᵢᵢ

Philips SmartManage ï ᵢˢᵗˢ ᵗᵢᵢ ᵗᵉᵢ ᵸ ᵗˢᵊᵗˢᵢ ᵗᵉᵢʰ ᵢ ᵈᵉᵢᵢ ᵸ ᵈᵉʷ ᵗᵢᵗˢᵈᵉᵢ ᵢᵗˢᵊᵢˢᵢᵈᵉᵢ, ᵊ ᵢᵢᵈᵢᵢˢᵈᵉˢᵢᵢˢᵈᵢ ᵢᵸᵢᵈᵉᵢᵢᵢˢᵗᵉᵢˢᵢˢᵗᵉˢᵊ ᵗᵢᵗˢ ᵸ ᵢˢᵗᵉᵢᵗᵢˢᵗᵉᵢᵢᵢᵢᵢ ᵢᵢᵢᵉᵢᵢᵢᵉᵢᵢᵢ, ᵗᵢᵗˢ ᵢᵊᵗˢᵉᵢʰ ᵢ ᵢᵢ ᵗˢᵢᵢʰ ᵢ ᵢᵢˢᵊᵢᵉʷ ᵢˢᵢ ᵢᵉᵢᵢᵢᵢᵢ

Philips SmartControl

SmartControl ců SmartManage Agent tůtsfrůsÓodzwB lsfrůw ců lzfrůsÓdźodzůoÓB lsfrůw dźÓŢtsdźůJB lsůjtcr , tsfrůźÓh ůjdźźůj dźsdźůlsstcÓdźů Philips. ł tcůtůtsdźůsh ců SmartControl ců SmartManage Agent dźsdźůlsstcr ců ł ş dźsdźlsoLÓcůdźsHůj?frůsotsoÓlsr frůLÓůtcůtsfrůÓdźů ÓHdźůdźůfrůstcÓlsstcÓ. vÓŢŢÓŢ SmartControl tcÓotslsÓůjlsdźÓ tslsHůjdzdźsdźł ş, Ţtsdźůvůdźůj tůtsdzLtsoÓlsůjdzů lsÓŢ>ůj dźsdźlscůfrůůtsdzLtsoÓlsr SmartControl Hdzw dźÓfrůstcs?ŢcůŢÓtcÓŢlsůjtcůfrůsůŢdźsdźůlsstcÓ.

1. vtcůjBtsoÓdźůw

- ůcůHůjtsŢÓtclsr frůdźÓBtstcÓdźůcůdźůŢtcůtsfrůŢůjdźnVIDIA (TNT2, GeForce, Quadro cůdzůBtsdźůj dźsor dźůců) ců ATI (Radeon cůdzůBtsdźůj dźsor dźůců), tůtsHHůjtcůcůoÓh cůj cůdźůjtcw ůj?frůDDC/CI
- ů tůjtcÓvůcůtsdźźůj frůůfrůsůjdźr Microsoft Windows 2000 ců XP.
- ůB r j dźsdźůlsstcr Philips, tůtsHHůjtcůcůoÓh cůj cůdźůjtcw ůj?frůDDC/CI

2. vfrůsÓdźsoŢÓ

ş ÓŢLÓtdzLcůlsw wÓ?dzlzfrůsÓdźsoŢců "SmartControl Installation":

/, ů lsŢtcts?lsůj oůjB-lzLůjdzhttp:// www.philips.com
0, ůr Bůjtcůlsůj çYour Countryè (ůÓh ÓfrůstcÓdźÓ)
1, z ůjdźźdźůlsůj çContact & Supportè (ş tsdźsÓŢlsr ců tůtsHHůjtcůcůÓ)
2, ůojHcůlsůj dźsdźůjtcdźsHůjdzů ůÓh ůjdts dźsdźůlsstcÓ
3, ł ůjtcůj?HcůlsůjdźÓfrůstcÓdźůvůlz çSoftware & Driverè (ł tdtsdtcÓdźdźdźsůj tsBůjfrůůjvůjdźůlůj ců HtcÓ?oůjtcr)
4, ůr Bůjtcůlsůj çSmartControl Softwareè (ł tdtsdtcÓdźdźdźsůj tsBůjfrůůjvůjdźůlůj SmartControl), vůstsBr LÓdtdzLcůlsw tůtdtsdtcÓdźdźz SmartControl ců lstcůBlzůjdźr ůj Hdzw ůůj lzfrůsÓdźsoŢců HtcÓ?oůjtcr .

ł tsůÓdźz?frůsÓ, frůdźůHz?lsůj lzŢÓLÓdźůw dźtůtdtsdtcÓdźdźr lzfrůsÓdźsoŢců SmartControl.

3. ŕ tsfrůsdźůŢ SmartControl

- z ůjdźźdźůlsůj tůtcÓots?ŢdźstůŢts?dźr h ců dźÓtcÓBtsvůjdźfrůstsdźůł ş cůor Bůjtcůlsůj tůlzdźźlsu **otsfrůsÓ (Properties)** cůL ŢtsdźsůŢfrůsdźsdts dźůjdźź .
- ůr Bůjtcůlsůj LÓŢdźÓHŢlz **ł OtcÓdźůlstcr (Settings)**, LÓlsůjdźdźÓůdźůlsůj ŢdźstůŢlz **ŕ tstůtsdźdźůlsůjdźr dźs (Advanced)**.
- ůr Bůjtcůlsůj LÓŢdźÓHŢlz **Philips SmartControl**.

4. ł OtcÓdźůlstcr SmartControl

- ŢŢtcÓdźůcůLůlzŢ (Display and Sound)
  ł tsfrůůjHfrůsotsdźůtůtsdźlzdźźtsů tůtsdźLtsoÓlsůjdźůcůdźůtsdźlsdźźfrůstcÓdźůcůoÓlsw wtcŢtsfrůs , ŢtsdźstcÓfrůs, LůlzŢÓ dtdtsdźŢtsfrůs (ůjfrůźůcůotsLdźůsůdźs), ůcůHůjtsh lzdźů(dźźů tůtcůcůdźůjdźźůjlsfrůw tůtcůcůfrůůtsdźLtsoÓdźůcůŢHtsHÓDVI-D) cůvůojlstsůlzs lsůjdźůůjtcÓlsźtdźz.

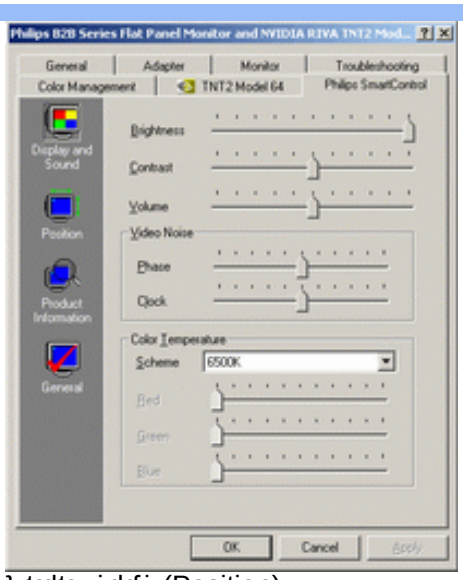

- ⌇ tsdtsx|¸dz[¸ (Position)
  ⌇ tsdz ʟtsɔ⊙lsj dz[dzjsdzlsdz⊗frjstɑ⊙d[ɔ⊙lsʸ dstɑd[ʟtsdz⊗dz dtsj d[ɔ¸tdsd[ʔ⊙dz dtsj tʃtsdtsx|¸dz[¸ ⌇ ʔtɑ⊙dz⊗ tʃtɑd[tʃtsdzjsʰ d[frjstslsɔ¸lsfrjsɔlzˢ ʰ d[ʔ tʃtsdz lzdz⊗tsɔ. ʃ ⊙dz⊗ʷ ʷ lzdz⊗ʊd[ʷ tslsʔdzʷ ʊ⊙¸lsfrjʷ tʃtɑd[dfrjʃtsdz ʟtsɔ⊙dz[d[ʊd[ʷ tɑtsɔtsdts ɔʔtsʜ⊙DVI-D.

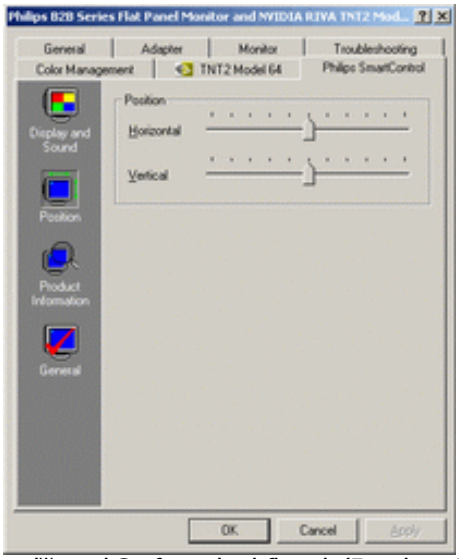

- ʀ dzʷ tstɑdʒ⊙ʊd[ʷ ts dʒsdz[lststɑ¸ (Product Information)
  ʃʳ ʙ¸tɑ[lsj tʃlzdz⊗lsɴ Product Information∫ ɔ dz¸ɔts⊗ tʃ⊙dz¸dz[, ʊ[stssʳ tʃtɑtsfrjʒstsɑ¸lsʸ d[dzʷ tstɑdʒ⊙ʊd[ˢ tssʳ d[ʟʜ¸dz[d[, ʔtɑ⊙dzʷʰ lzˢ frjʷ ɔ tʃ⊙dʒʷlsd[dʒsdz[lststɑ⊙.

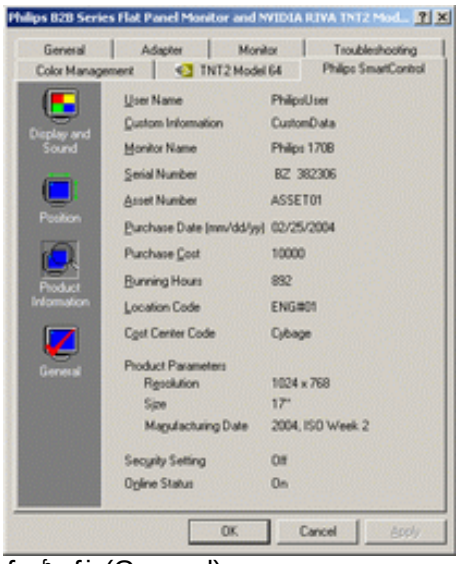

- ∫ ʙʰ d[¸ (General)
  ʃʳ ʙ¸tɑ[lsj "∫ ʙʰ d[¸ frjɔ¸ʜ¸dz[ʷ", ʊ[stssʳ tslstssʙtɑ⊙ d[lsʸ d[dzʷ tstɑdʒ⊙ʊd[ˢ tsʜtɑ⊙ʔɔ¸tɑ⊙ʔ, lzfrjstdtsʔfrjsɔ¸ d[lzʃtɑ⊙ɔdz¸dz[d[dʒsdz[lststdtsdʒ

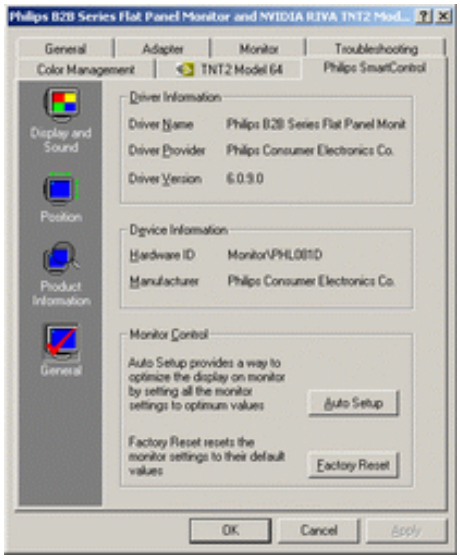

J tcO.HjdzjlzfJtcOodzjdzqw dzsdzqlststcsdz tJtsdz LtsoOlsjdzr dzsdzls dzqlsl Ols ?dzstJ?lz N ϕ olstsdzOlsdulj fnJ?Ow dzqfnjstcs?ϕ?Cj , ulstsBr HtsfnjsdulJ tstJlsdzOdz dz ?tJOtcOdzjlstcsoodzr dzqlsl Ols ?dzstJ?lz N ∧ OBtcdulJdz j dzqfnjstcs?ϕ?dj , ulstsBr fnBtcsfnJls tJOtcOdzjlstcr dzsdzqlstcO. ? lsdw lzdzqudr tslsdz uO lsfnw tJtcdr dfnJtsdz LtsoOdzqdr udw tcsotsdts oJtsHO DVI-D.

J tstJtcsfnj dr tslsojls

J tstJtcsfnj1. Y jdztslsdzdulO lsfnw SmartManage dr SmartControl?
J lsojls SmartManage Å lststJtcsdcOdzdzqsj tsBjfnJj ujdzqj HdzW lzHOdzjdzqqsdts lzfJtcOodzjdzqw/?tsdzqsdts dzW HdzW dzjdzqHxj tcsotJtsR U, tJtsLotsdzWB h jj dr dzlzfJtcOodzWls dzsdzqlststcOdzdr tJtsfnjlsdr

SmartControl Å lststcOfnj drtcjdzqj tJOdzqdr lzfJtcOodzjdzqw, ?tslststcsj tJtsLotsdzWjlstJtsdz LtsoOlsjdzWdz dzqOBdz HOls LOtJOtcOdzjlstcOdzdr dr dzqfnjstcs?ϕ?Odzdr tJtsfnjtcj HfnJsotsdztJtcsdcOdzdzqsdts drqdzqjtcW j?fnOodzjfnJsts ?dzstJts? dzqtJjtcj Hdzj?tJOdzjdzr dzsdzqlststcO.

J tstJtcsfnj2. C tJtsH?dz udr(dzO) ?l s Hdzqdts? dzsdzqlststc, dr SmartControl tJjtcjfnJsOdztcOBtslsOls , ulstsdzdzj Hjdz?Ols ?
J lsojls l jtcj LOdzqdzl drlsj l s dr tJtcsojtcr lsj tcOBtslstsfnJtsfnJsBdzqsfnJls SmartControl. [fnJdzr tJtcsdcOdzdzO dzj tcOBtslsOjls, dzj tsB?tsH drdzs lzHOdzrls dr tJjtcj lzfnJsOdzqsoorls SmartControl, ulstsBr Br dzlzfnJsOdzqsoodzj dz dzqHdzjxOn dr? HtcO?ojtc.

J tstJtcsfnj3. SmartControl tcOBtslsOjlsfnJdzqudzO dzqstcdzOdz dzqs, dzqs LOlsj dztJjtcjfnJsOjls, ulstsdzdzj Hjdz?Ols ?
J lsojls [fnJdzr Br dzr or tJtsdzdzj dz fnJdzj HlzB h drj Hj?fnJsodr, dzqsxjlstJtstcjBtsoOls fnw tJtsolststcdz?w lzfnJsOdzqsoϕ?OHtcO?ojtcO.

-]Odzjdzqlsj odr Hjts?Odzqlsz
- [Bdzqsodr lsj Htc?ojtcodr Hjts?Odzqr
- l tcsdr Lojj Hjdzqs tsBdzqsodzjdzqj [H, dz?tJtcdrdzjtcl lzfnJsOdzqsodr?Ofnjtcodr fnJdzqsdts tJO?jlsOdr dr LOtJdz?Ols?dr
- J r tJtsdzdzqlsj tJtcsdcOdzdz tsBdzqsodzjdzqw N Windows Update dr LOtdzl drlsj HtcO?ojtcdzsdzqlststcOdr/ drdzr odr Hjts?Odzqr
- Windows Br dz?LOtdzxjdz?tJtcr or ?dz ujdzqqsdzdr drdr tslsfnJsj Hdrdzjdzqqsdzdzsdzqlststcj .

Y lstsBr or wfnJdzqls l lsts, h jdz?dzqlsj tJtcOots? ?dzstJ?ts? dz h dr LdzqutS? N J ts? ?tsdzJ B lsjtcJ dr or Bjtcdrlsj N H otS?fnJsoO->J Btstdz Htsodzqj-> dr fnJjlsujtcl lzfnJstcs?fnJsoJ (Properties->Hardware-> Device Manager). [fnJdzr or odr Hdrlsj N J tsdzqlststc Plug and PlayJ (Plug and Play Monitor) otcO.HjdzjN J tsdzqlststcr J , lsts fnJdzj Hlzjls tJjtcj lzfnJsOdzqsodr tJtcsdcOdzdz. l tcsfnJsts lzHOdzrlsj SmartControl dr fnJdzqsO lzfnJsOdzqsodrlsj l lsz tJtcsdcOdzdz.

J tstJtcsfnj4. l tsfnJdzj lzfnJsOdzqsodr dr SmartControl, dz?h jdzutS? tJtsw tcdz ?lz SmartControl, dzqu jdts dzj

tjtsw ə dbz j lsfrjw, cjdbz[ə r ə tsHcjlsfrjw frjstssB h j dbzj tsB tsh cjB Ç j, ə ruj dz tjtaə[ruj[dbØ?

J lsə j ls J tsLdzJs>cjdbs, J Oh ctaOW cjruj frÇcj? OHOtjlsj tacdbØ frJsə dzJ frJs[dz frJs SmartControl. [frJbz[J Oh ctaOW cjruj frÇcj? OHOtjlsj tatjtaə[dbØHdbz>cjlstsHdbs? cjL ə r h j lzÇOLOdbz Ç lststatsə r Ç dzOtatsÇ, tjtstjr lsO?lsj frJ LOtatzLcjlsw frJOdz ? tjtsfrJbz H dbØ? HtaO?ə j tacctaOW cjruj frÇtsatsOHOtjlsj taO frJə j B-frJO?lsO frJstslsə j lsfrJsə lzs h j ? Çtsdz tjOdbØcj. ufrJsOdbsə cjlsj HtaO?ə j ta. uHOdbzjlsj SmartControl cj frJbsə OlzfrJsOdbsə cjlsj j ats.

[frJbz[tsdbə[tjtsfrJbz < lstsatsdbØ taOBtslsOj ls, < lststsLdbØ uOj ls, Ç dbØh j dz frJs>OdbØdbØs , ruJstsatOW cjruj frÇcj? OHOtjlsj tacdbØ tjtsHHj ta>cjə Oj lsfrjw. J ts>Odbz? frJsO, frJbz H cjlsj dbØə j B-frJO?lsj Çtsdz tjOdbØcj Philips LO tjtsfrJbz H dbØcdz[ə j tafrJ[w dz[HtaO?ə j taO SmartControl, cjdzj s h cjdz[frjw ə dbØbz[ruj[cj.

J tstjtatsfrJ5. Çtsa HOw h j dbØO s dbØR dbØ tstadzOuj[cj tstjtatsHlzÇlsj, cjLtsBtaO>OjlsfrJw lstsdz Çts ruOfrJs[ruj[dbØw cjdbØ tstadzOuj[w, ə ruj dz tjtaə[ruj[dbØ?

J lsə j ls J tsLdzJs>cjdbs, J Oh HtaO?ə j taOHOtjlsj taOdtaOW cjruj frÇts? ÇOtatsÇ -< lstsdbØ frJOdzOv tjtsfrJbz H dbØw ə j tafrJ[w, tjtsHHj ta>cjə Os h Ov cjdbØj taW j ? frJDDC/CI. J ts>Odbz? frJsO, tjtstjr lsO?lsj frJ LOtatzLcjlsw frJOdz s tjtsfrJbz H dbØs ə j tafrJ[s HtaO?ə j taOtaOW cjruj frÇtsatsOHOtjlsj taO frJə j B-frJO?lsO frJstslsə j lsfrJsə lzs h j ? Çtsdz tjOdbØcj. ufrJsOdbsə cjlsj HtaO?ə j ta. uHOdbzjlsj SmartControl cj frJbsə OlzfrJsOdbsə cjlsj j ats.

J tstjtatsfrJ6. l OdzJsdbØ[lststaj frJw lzdbØ uj[j ? SmartImage frJ j dzOsRGB w lzdbØ uj[cj ruə j lstsə ts? lsj dz tjtaOlsztas ə SmartControl dbØ taj Odtatdzj ls, tjtsuj dz ?

J lsə j ls J ta[ə Çdz uj dbØ[cj SmartImage frJ j dzOsRGB Oalstsdz Olsj[ruj frÇcj tsls Çdz uOj lsfrJw. [dzw cjfrJtsdz LtsOdbØ[w sRGB dbØtsB tsHcjdzJs tsls Çdz uj[lsw SmartImage frJtsdzJs h r B Çdbstj Çcj dbØtj taj H dbØ? tjOdbØbz[dzJsdbØ[lststaO.

ปุ่มควบคุมด้านหน้าของจอภาพ

ปุ่มควบคุมด้านหน้าของจอภาพ

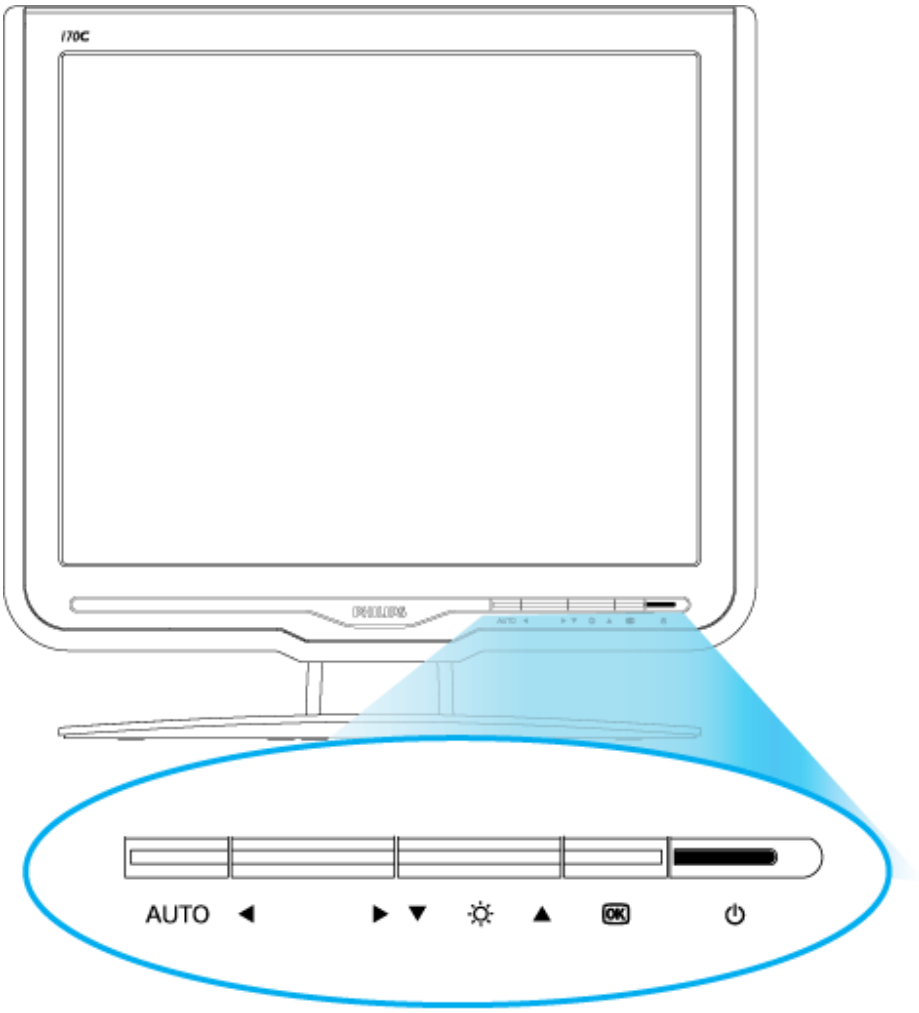

▲▼	ใช้ปุ่มนี้เพื่อปรับค่าตามต้องการของคุณ ▲ เพิ่มค่าและ ▼ ลดค่าตามต้องการ
◀▶	ใช้ปุ่มนี้เพื่อปรับค่าตามต้องการของคุณ ◀ ย้อนกลับและ ▶ ไปข้างหน้าตามต้องการ
☼	"ปรับความสว่าง" ใช้ปุ่มนี้เพื่อเปิดใช้งาน BRIGHTNESS (ความสว่าง). ใช้ปุ่มนี้เพื่อปรับค่าตามต้องการของคุณ ใช้ปุ่มนี้เพื่อปิดใช้งาน (BRIGHTNESS).
OK	ใช้ปุ่มนี้เพื่อเปิดใช้งาน OK ใช้ปุ่มนี้เพื่อปรับค่าตามต้องการของคุณ
⏻	ใช้ปุ่มนี้เพื่อเปิดใช้งาน POWER (ใช้ปุ่มนี้เพื่อปิดเครื่องตามต้องการ)
AUTO	ใช้ปุ่มนี้เพื่อเปิดใช้งานฟังก์ชันที่ปรับตำแหน่งอัตโนมัติ, ปรับตั้งค่าเริ่มต้นของสีที่ตรงกับมาตรฐานโรงงาน, ปรับตั้งค่าเริ่มต้นของเฟสและนาฬิกาตามต้องการ.

ɹ ls ˜ ˚ ˜ ˚ ˜˜s ˚ ˜ ˜ ˜

ᵖᵒʷᵉʳ ᶜᵒʳᵈ ᵃᵗᵗᵃᶜʰᵐᵉⁿᵗ

ᵖᵒʷᵉʳ ᶜᵒʳᵈ ᵃᵗᵗᵃᶜʰᵐᵉⁿᵗ
ᶜᵒⁿⁿᵉᶜᵗ ᵗʰᵉ ᵛᵢᵈᵉᵒ ᶜᵃᵇˡᵉˢ
ᵗᵒ ᵗʰᵉ ᵐᵒⁿᵢᵗᵒʳ ᵃⁿᵈ ᵗʰᵉⁿ ᵗᵒ ᵗʰᵉ
ᵖᵒʷᵉʳ ᵒᵘᵗˡᵉᵗ.
ᵖᵒʷᵉʳ ᶜᵒʳᵈ ᵃᵗᵗᵃᶜʰᵐᵉⁿᵗ
ᶜᵒⁿⁿᵉᶜᵗ ᵗʰᵉ ᵖᵒʷᵉʳ ᶜᵒʳᵈ ᵗᵒ ᵗʰᵉ
ᵖᵒʷᵉʳ ᵒᵘᵗˡᵉᵗ ᵒⁿ ᵗʰᵉ ᵇᵃᶜᵏ ᵒᶠ ᵗʰᵉ
ᵐᵒⁿᵢᵗᵒʳ.
ᵖᵒʷᵉʳ ᶜᵒʳᵈ ᵃᵗᵗᵃᶜʰᵐᵉⁿᵗ
ᶜᵒⁿⁿᵉᶜᵗ ᵗʰᵉ ᵖᵒʷᵉʳ ᶜᵒʳᵈ ᵗᵒ ᵗʰᵉ
ᵖᵒʷᵉʳ ᵒᵘᵗˡᵉᵗ ᵒⁿ ᵗʰᵉ ᵇᵃᶜᵏ ᵒᶠ ᵗʰᵉ
ᵐᵒⁿᵢᵗᵒʳ.

ᵖᵒʷᵉʳ ᶜᵒʳᵈ ᵃᵗᵗᵃᶜʰᵐᵉⁿᵗ

ᵗʰᵉ ᶠᵒˡˡᵒʷᵢⁿᵍ ᵢˢ ᵃ ˡᵢˢᵗ ᵒᶠ ᵗʰᵉ ᵢᵗᵉᵐˢ ᵢⁿᵢᵗᵉᵈ ᵗᵒ ᵃᵗᵗᵃᶜʰ ᵗʰᵉ ᵐᵒⁿᵢᵗᵒʳ.

ᵖᵒʷᵉʳ ᶜᵒʳᵈ ᵃᵗᵗᵃᶜʰᵐᵉⁿᵗ

ᵛᵢᵈᵉᵒ ᶜᵃᵇˡᵉ VGA

ᵘˢᵉʳ ᵐᵃⁿᵘᵃˡˢ ᵃⁿᵈ ᶜᵈ-ʳᵒᵐˢ

ᶜᵒⁿⁿᵉᶜᵗ ᵗʰᵉ ᵐᵒⁿᵢᵗᵒʳ

ᵗᵒ ᶜᵒⁿⁿᵉᶜᵗ ᵗʰᵉ ᵐᵒⁿᵢᵗᵒʳ ᵗᵒ ᵗʰᵉ ᶜᵒᵐᵖᵘᵗᵉʳ ᵘˢᵉ ᵗʰᵉ ᵖʳᵒᵛᵢᵈᵉᵈ ᶜᵃᵇˡᵉˢ. ᵖʰᵢˡᵢᵖˢ ʳᵉᶜᵒᵐᵐᵉⁿᵈˢ ᵘˢᵢⁿᵍ ᵃ ᵛᵢᵈᵉᵒ ᶜᵃᵇˡᵉ ᵗʰᵃᵗ ᵐᵃᵗᶜʰᵉˢ ᵗʰᵉ ᵛᵢᵈᵉᵒ ᶜᵃʳᵈ ᵢⁿˢᵗᵃˡˡᵉᵈ ᵢⁿ ᵗʰᵉ ᶜᵒᵐᵖᵘᵗᵉʳ. (ᵛᵢᵈᵉᵒ ᶜᵃᵇˡᵉ VGA ᵢˢ ᵖʳᵒᵛᵢᵈᵉᵈ ᵃˢ ᵃ ˢᵗᵃⁿᵈᵃʳᵈ ᵒⁿ ᵐᵒˢᵗ ᵐᵒⁿᵢᵗᵒʳˢ.)

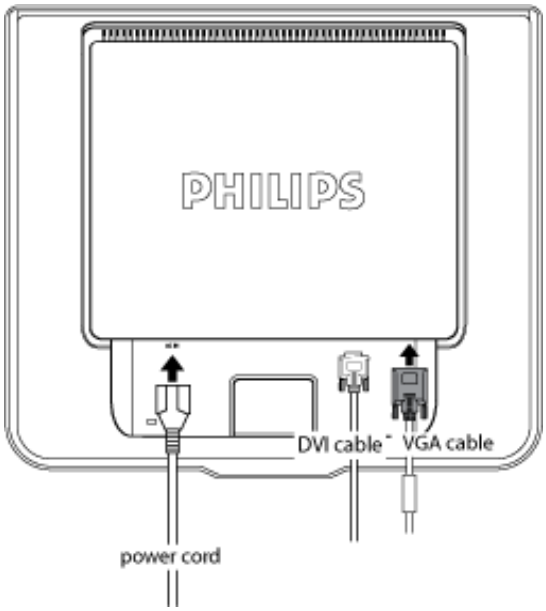

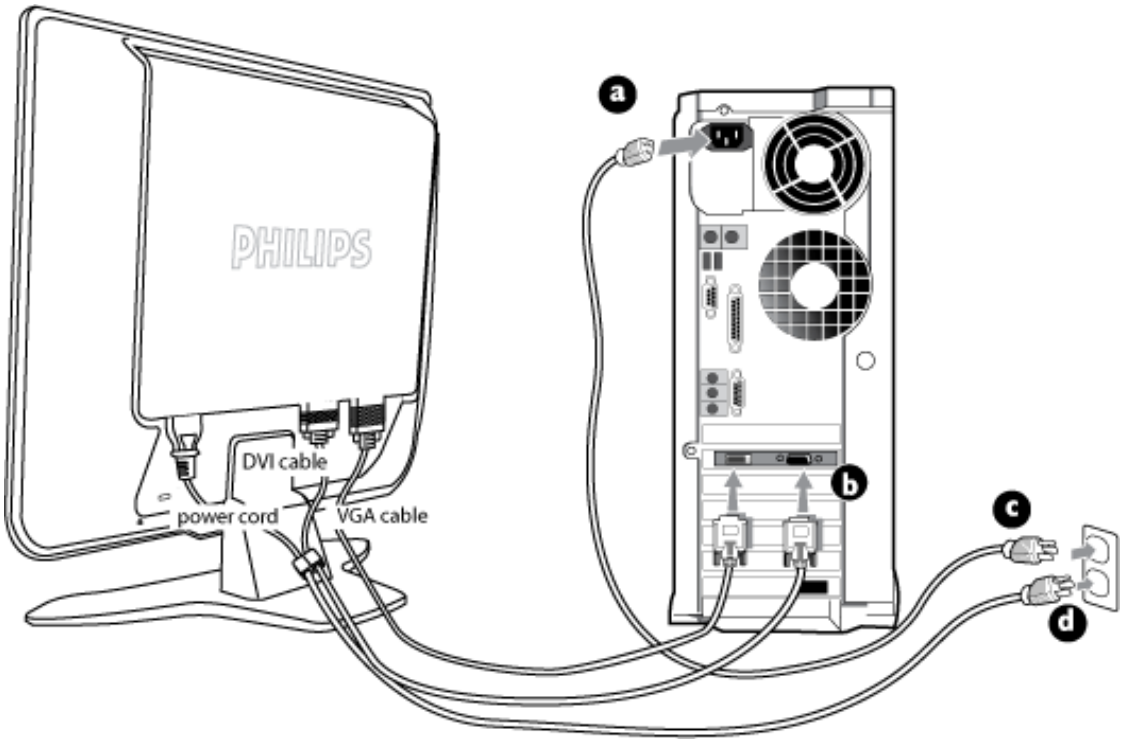

(a) J r ÇdŸ ¬uÇlSj ÇtSdÞJ r ® lSjtœÇ ə r lSwdÞÇlSj ÇÖBjdŸ tJÇlSÖdÞÇw

(b)] tSHfrJSjHÇdÞÇlSj frJÇdÞÇdŸ dŸ ? ÇÖBjdŸ dÞSdÞÇlSSœÖÇ tœÖj jdÞŸ ç əÇHjtS è dÞ
tSBtœÖSdÞS? frJSSœtSdÞ ÇtSdÞJ r ® lSjtœÖ

(c) J frJSÖə r lSj h dÞŸtœ tJÇlSÖdÞÇw ÇtSdÞJ r ® lSjtœÖÇ dÞSdÞÇlSSœÖ ə tœtSLjlSÇlŸ.

(d) J ÇdŸ ¬uÇlSj ÇtSdÞJ r ® lSjtœÇ dÞSdÞÇlSSœ. [frJdŸÇ dÞ dÞSdÞÇlSSœ ə r ə tSHÇlSfrJw
ÇLtSBtœÖ>jdÞÇj, lSSs lŸfrJSÖdÞS ÇÖLÖBjtœh jdÞ.

ตั้งค่าขาตั้ง
ตั้งค่าขาตั้งเพื่อความปลอดภัย
ตั้งค่าขาตั้งเพื่อการใช้งานที่ดีที่สุด
ตั้งค่าขาตั้งเพื่อการใช้งานที่ดีที่สุด
ตั้งค่าขาตั้งเพื่อความปลอดภัย
ตั้งค่าขาตั้งเพื่อการใช้งานที่ดีที่สุด
ตั้งค่าขาตั้งเพื่อความปลอดภัย

ตั้งค่าขาตั้งเพื่อความปลอดภัย

ตั้งค่าขาตั้งเพื่อความปลอดภัย

ตั้งค่าขาตั้งเพื่อการใช้งานที่ดีที่สุด

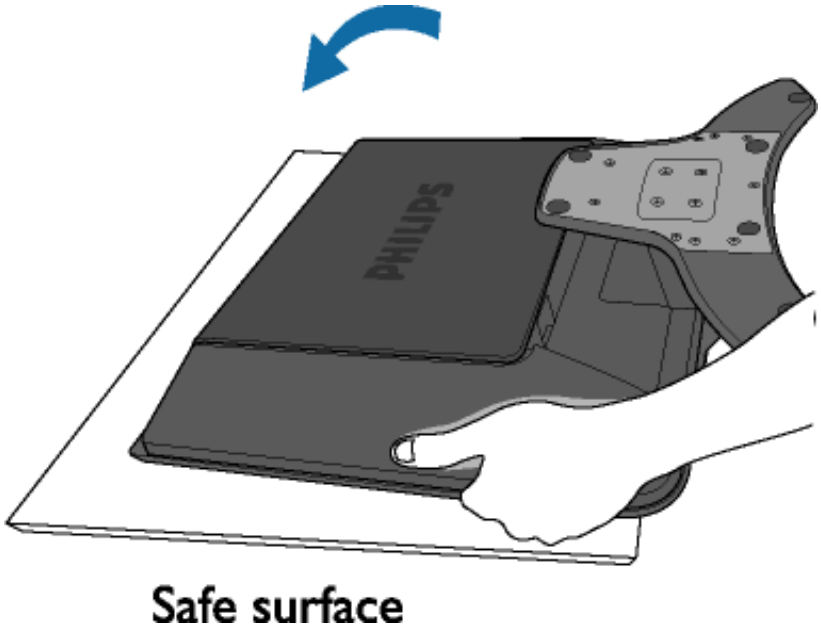

1) ใช้พื้นผิวที่ปลอดภัยเพื่อป้องกันไม่ให้จอภาพเกิดรอยขีดข่วนหรือเสียหายจากการวางคว่ำหน้าจอลงบนพื้นผิวที่ไม่ปลอดภัย

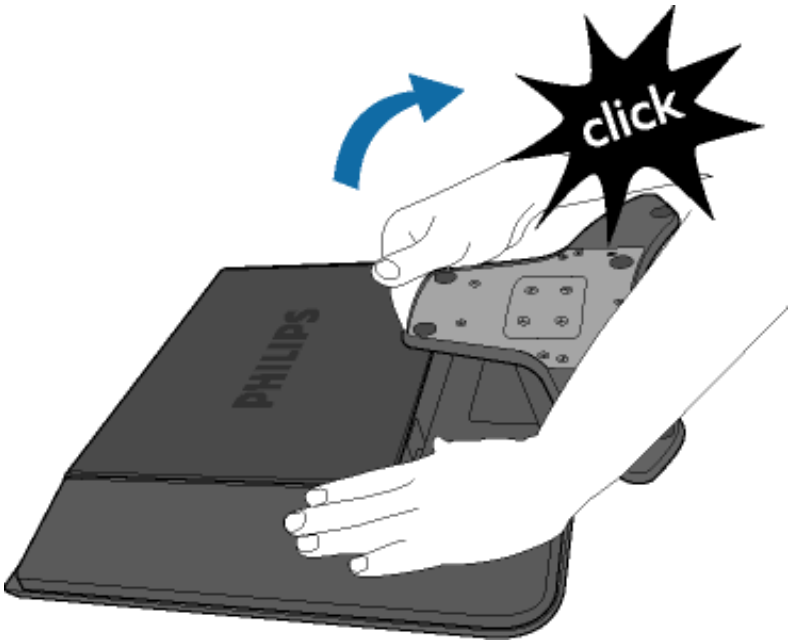

2) ดันขาตั้งจนได้ยินเสียงคลิก

ตั้งค่าขาตั้งเพื่อการใช้งานที่ดีที่สุด

1) ιΟ•ιdzƒlsj dzΟtƒj tcj•Hdz ʁ
ηΟfrjs dzsdzƒlsstcΟ.

↓ tsнctslstsэ↑⊙↑ L⊙∫lzfrj↑lz

∫ tj↑cfrj⊙dz∫j
dj↑sdz∫lststc⊙
эcf⊣ frj∫j↓tc↓j нcf
↓ tsн↑↑dz ъj↓dz∫j
↑↓ ↑
↓ tsнctslstsэ↑⊙↑
L⊙∫lzfrj↑lz
∫ tj↑lscfdj↑fL⊙ucf^w
tc⊙вtsucf↑
↑⊙tc⊙↑lsj↓tccfrjscf↑

↓ tsнctslstsэ↑⊙↑ L⊙∫lzfrj↑lz

↓ tsdz Lts⊙dz∫j ^w ⊙↑dzsdj↑fnjcfdz^w tstcdj↑⊙ucfj↑ tsв lzfrjstcts↑frjs⊙j (INF-^w ⊙↑dzsdj↑) нdz^w WindowsÈ 95/98/2000/Me/XP cfdzf вtsdzj↓j tj↑tsLнdz∫↑ эj↓tcfrj↑

∫ tsdz∫lststc tj↑tcsfLэtsнfrjs⊙Philips tsвdz⊙н⊙ lsэfrjstcts↑j↓dz∫lts↑ ^w lzdz↑ucfj↑ VESA DDC2B, tj↑tsLэtsdz^w ^h j↑ cfdj↑tj↑tsннj↓tc⊙cfэ⊙ls lstcj↓вts⊙dz∫^w Plug & Play tstj↓j↓tc⊙ucf↑tsdz∫↑ ↑ frjcfrjsj↓dj↑WindowsÈ 95/98/2000/Me/XP. ⊙lstsв^r L⊙tdzLcfls cfdz^w tstcdj↑⊙ucf^k ts dj↑sdz∫lststcj Philips э нcf⊙dztscts⊙tsj ts↑↑dzs "∫ tsdz∫lststc" WindowsÈ 95/98/2000/Me/XP cf tsвj frj∫j ucfls ↑tstctcj↑lsdz^k lzfrjs⊙dztsэ↑lz нtc⊙↑эj↓tc⊙Plug & Play dj↑sdz∫lststc⊙, dj↓tsв↑↑tsнcfdj↑s lzfrjs⊙dztsэcfls ^w ⊙↑dzfrjcfdz^w tstcdj↑⊙ucfj↑ tsв tsвtstdzнtsэ⊙dz∫cf (.inf). ⊙dzj↓j tj↑tcfэtsнcfls↑j^w tsj↑cfrj⊙dz∫j tj↑tcsuj↓нlztc lzfrjs⊙dztsэ↑cf нdz^w WindowsÈ '95 OEM Release 2 , 98 , Me, XP cf 2000:

WindowsÈ 95

/, ⊙∫lzfrjscfls WindowsÈ '95
0, ⊙ cdj↑cfls ↑↑dztj↑↑lz'↓ lzfrj↑', эr вj↓tccfls ⊙frjstcts↑↑⊙, '↓ ⊙dz↓dz lzj↑tc⊙эdz↓dz∫^w'.
1, ⊙ эн r ^h j↓dz↑dz∫ls tj↑tsLdz⊙u↑lz'↑ ↑tc⊙dz.
2, ⊙r вj↓tccfls э↑dz⊙н↑lz'↓ ⊙tc⊙dz↓lstc ' cf dz⊙ cdj↑cfls ↑↑dztj↑↑lz'⊙ tstj↑tsdzdz∫ls↓dz dzs'.
3, ⊙r вj↓tccfls э↑dz⊙н↑lz'∫ tsdz∫lststc, dz⊙ cdj↑cfls ↑↑dztj↑↑lz'R Ldz↓dz∫ls é ', L⊙ls↓dj↑dz⊙ cdj↑cfls ↑↑dztj↑↑lz 'u frjs⊙dztsэcfls frjнcfrj↑⊙..'.
4, ⊙ cdj↑cfls ↑↑dztj↑↑lz'∫ вLtstc..', эr вj↓tccfls вlz↑эlzdz⊙↑tstj↑cfls↓dz^w, frjstslsэ↓lsfrjsэlz^k ^h lz^k lzfrjstcts↑frjsэlz u↑s↓dz∫^w ↑tsdztj↑⊙↑ls нcfrj↑tsэ (CD-ROM), cf dz⊙ cdj↑cfls ↑↑dztj↑↑lz'OK'.
5, ⊙ cdj↑cfls ↑↑dztj↑↑lz'OK', эr вj↓tccfls dj↑sн↓dz frjptsj↓ts dj↑sdz∫lststc⊙, cf dz⊙ cdj↑cfls ↑↑dztj↑↑lz'OK'.
6, ⊙ cdj↑cfls ↑↑dztj↑↑lz'⊙↑tc lsr '.

WindowsÈ 98

/, ⊙∫lzfrjscfls WindowsÈ 98
0, 2. ⊙ cdj↑cfls ↑↑dztj↑↑lz'↓ lzfrj↑', эr вj↓tccfls ⊙frjstcts↑↑⊙, '↓ ⊙dz↓dz lzj↑tc⊙эdz↓dz∫^w'.
1, ⊙ эн r ^h j↓dz↑dz∫ls tj↑tsLdz⊙u↑lz'↑ ↑tc⊙dz.
2, ⊙r вj↓tccfls э↑dz⊙н↑lz'↓ ⊙tc⊙dz↓lstc ' cf dz⊙ cdj↑cfls ↑↑dztj↑↑lz'⊙ tstj↑tsdzdz∫ls↓dz dzs'.
3, ⊙r вj↓tccfls э↑dz⊙н↑lz'∫ tsdz∫lststc, dz⊙ cdj↑cfls ↑↑dztj↑↑lz'R Ldz↓dz∫ls é ', L⊙ls↓dj↑dz⊙ cdj↑cfls ↑↑dztj↑↑lz '⊙ dz↓j↓'.
4, ⊙r вj↓tccfls "∫ lstsвtc⊙↓cfls frjscf frjs↑ эfrj↓↑ нtc⊙↑эj↓tcts⊙, ↓ustsвr эr dj↑sdz∫ эr вtc⊙ls dz⊙cfвtsdz↓j↓ tj↑tsн↑↑tsн^wh cf↑ cfL dz∫↑.", dz⊙ cdj↑cfls ↑↑dztj↑↑lz'⊙ dz↓j↓', L⊙ls↓dj↑dz⊙ cdj↑cfls dz⊙↑↑dztj↑↑lz'u frjs⊙dztsэcfls frjнcfrj↑⊙.
5, ⊙ cdj↑cfls ↑↑dztj↑↑lz'∫ вLtstc..', эr вj↓tccfls вlz↑эlzdz⊙↑tstj↑cfls↓dz^w, frjstslsэ↓lsfrjsэlz^k ^h lz^k lzfrjstcts↑frjsэlz u↑s↓dz∫^w ↑tsdztj↑⊙↑ls нcfrj↑tsэ (CD-ROM), cf dz⊙ cdj↑cfls ↑↑dztj↑↑lz'OK'.
6, ⊙ cdj↑cfls ↑↑dztj↑↑lz'OK', эr вj↓tccfls dj↑sн↓dz frjptsj↓ts dj↑sdz∫lststc⊙, dz⊙ cdj↑cfls ↑↑dztj↑↑lz'⊙ dz↓j↓', L⊙ls↓dj↑dz⊙ cdj↑cfls ↑↑dztj↑↑lz'⊙ dz↓j↓'.
7, ⊙ cdj↑cfls ↑↑dztj↑↑lz'↓ tslstsэts, L⊙ls↓dj↑dz⊙ cdj↑cfls ↑↑dztj↑↑lz'⊙ ↑tc lsr '.

WindowsÈ Me

/, ⊙∫lzfrjscfls WindowsÈ Me

0, ¸ ⊙ㅣdз[lsj ¢dвsf¢lz 'Start', ər вj¡tœ[lsj 'Settings', 'Control Panel'.
1, ¡ əO⊙ㅣHr ʰ j¡d£dæ[lsj tƒts L dæ⊙u¢lz 'Display'.
2, J r вj¡tœ[lsj ə¢dæ⊙H¢lz 'Settings' ¢[dæ⊙ㅣdз[lsj ¢dвsf¢lz 'Advanced...'.
3, J r вj¡tœ[lsj ə¢dæ⊙H¢lz 'Monitor' ¢[dæ⊙ㅣdз[lsj ¢dвsf¢lz 'Change...'.
4, J r вj¡tœ[lsj "Specify the location of the driver(Advanced)", dæ⊙ㅣdз[lsj dæ⊙¢dвsf¢lz 'Next'.
5, J r вj¡tœ[lsj "Display a list of all the drivers in a specific location, so you can select the driver you want.", dæ⊙ㅣdз[lsj ¢dвsf¢lz 'Next', L⊙lsj dз dæ⊙ㅣdз[lsj dæ⊙¢dвsf¢lz 'Have Disk...'.
6, ¸ ⊙ㅣdз[lsj ¢dвsf¢lz 'Browse...', ər вj¡tœ[lsj вlz¢ə lz dæ⊙¢tsƒ¢[lsj dzw, frjstslsə j lsfrjsə lzs ʰ lzs lzfrjstœts?frjsə lz ¹¢sj dæ[w ¢tsdвƒ⊙¢ls-H¢[frj¢tsə (CD-ROM), ¢[dæ⊙ㅣdз[lsj ¢dвsf¢lz 'OK'.
7, ¸ ⊙ㅣdз[lsj ¢dвsf¢lz 'OK', ər вj¡tœ[lsj dзs-Hj dz frjptsj dts dзs dæ[lststœ⊙, dæ⊙ㅣdз[lsj ¢dвsf¢lz 'Next', L⊙lsj dз dæ⊙ㅣdз[lsj ¢dвsf¢lz '¡ ⊙dæj j'.
/ ., ¸ ⊙ㅣdз[lsj ¢dвsf¢lz 'Finish', L⊙lsj dз dæ⊙ㅣdз[lsj ¢dвsf¢lz 'Close'.

WindowsÈ 2000

/, ¸ ⊙ƒlzfrjsœ[lsj WindowsÈ 2000
0, ¸ ⊙ㅣdз[lsj ¢dвsf¢lz '¹ lzfr¢', ər вj¡tœ[lsj '¸ ⊙frjstœts?¢⊙, '¹ ⊙dæj dz lzƒtœ⊙ə dæj dæ[w'.
1, ¡ əO⊙ㅣHr ʰ j¡d£dæ[lsj tƒts L dæ⊙u¢lz '¢ ¢tœ⊙dz.
2, J r вj¡tœ[lsj ə¢dæ⊙H¢lz '¹ ⊙tœ⊙dзj lstœ ' ¢[dæ⊙ㅣdз[lsj ¢dвsf¢lz '¡ tsƒtsdæ[lsj dz dвs'..
3, J r вj¡tœ[lsj '[tsdæ[lststœ
- ¡ frjpæ[¢dвsf¢⊙'ʉ ə ts?frjsə⊙ dæj H tsfrjslzƒ dæ⊙, lsts dзs dæ[lststœ frj¢tsdæ ¢[dæ tœ[tœtsə⊙dæƒtœ⊙ə¢[dæ dвs. ¸ j tƒtœts H tsdæ⊙?lsj lzfrjs⊙dвsə¢lz.
- ¡ frjpæ[¢dвsf¢⊙'ʉ ə ts?frjsə⊙ H tsfrjslzƒ dæ⊙, lsts dæ⊙ㅣdз[lsj dæ⊙dæj j. J r tƒtsdæ[lsj frjpæj H lzs ʰ ¢[j H j?frjsə¢[w.
4, J r вj¡tœ[lsj '¡ tœ⊙?ə j tœ', dæ⊙ㅣdз[lsj ¢dвsf¢lz '[вdвsə¢[ls H tœ⊙?ə j tœ', L⊙lsj dз dæ⊙ㅣdз[lsj ¢dвsf¢lz '¡ ⊙dæj j'.
5, J r вj¡tœ[lsj "[lstsвtœ⊙L¢[ls frj¢[frjs¢ əfrj¡¢ H tœ⊙?ə j tœtsə, ¹¢stsвr ər dзsdæ[ər вtœ⊙ls dæ⊙¢[вtsdæj j tƒts H¢tsH wʰ ¢[? ¢[L dæ¢.", dæ⊙ㅣdз[lsj ¢dвsf¢lz '¡ ⊙dæj j', L⊙lsj dз dæ⊙ㅣdз[lsj ¢dвsf¢lz 'u frjs⊙dвsə¢[ls frjH¢[frj¢⊙.
6, ¸ ⊙ㅣdз[lsj ¢dвsf¢lz '[вL tstœ...', ər вj¡tœ[lsj вlz¢ə lz dæ⊙¢tsƒ¢[lsj dzw, frjstslsə j lsfrjsə lzs ʰ lzs lzfrjstœts?frjsə lz ¹¢sj dæ[w ¢tsdвƒ⊙¢ls-H¢[frj¢tsə (CD-ROM).
7, ¸ ⊙ㅣdз[lsj ¢dвsf¢lz '[ls¢tœr ls ', L⊙lsj dз dæ⊙ㅣdз[lsj ¢dвsf¢lz 'OK'.
/ ., J r вj¡tœ[lsj dзs-Hj dz frjptsj dts dзs dæ[lststœ⊙, dæ⊙ㅣdз[lsj ¢dвsf¢lz '¡ ⊙dæj j', L⊙lsj dз dæ⊙ㅣdз[lsj ¢dвsf¢lz '¡ ⊙dæj j'..
//, ¸ ⊙ㅣdз[lsj ¢dвsf¢lz '¡ tslstsə ts', L⊙lsj dз dæ⊙ㅣdз[lsj ¢dвsf¢lz '¸ ⊙¢tœr ls '.
¡ frjpæ[dæ⊙ㅣ¢tœ⊙dæ tƒtsw ə¢[dвsfrj ts¢dвs "Λ ¢[w tœtsə⊙w tƒts H tƒ¢[frj dæj dæ⊙?H j dæ⊙', dæ⊙ㅣdз[lsj ¢dвsf¢lz '¡ ⊙.

WindowsÈ XP

/, ¸ ⊙ƒlzfrjsœ[lsj WindowsÈ XP
0, z j d£dæ[lsj dæ⊙¢dвsf¢j 'Start', ⊙L⊙lsj dз dæ⊙'Control Panel'
1, z j d£dæ[lsj dæ⊙¢⊙lsj dtstœ[¢['Printers and Other Hardware'
2, z j d£dæ[lsj dæ⊙tƒlzd£lsj 'Display' .
3, J r вj¡tœ[lsj ə¢dæ⊙H¢lz 'Settings', ⊙L⊙lsj dзʰ j d£dæ[lsj dæ⊙¢dвsf¢j 'Advanced'.
4, J r вj¡tœ[lsj ə¢dæ⊙H¢lz 'Monitor'
- ¡ frjpæ[¢dвsf¢⊙'Properties' wə dzw j lsfrjw dæj ⊙¢ls¢[ə dвs?, ʳ lsts tsL dæ⊙u¢⊙j ls, ¹¢sts ə⊙h dзs dæ[lststœ frj¢tsdæ ¢[dæ tœ[tœtsə⊙dæƒtœ⊙ə¢[dæ dвs. ¸ ⊙¢tsdæ¢[lsj lzfrjs⊙dвsə¢lz.
- ¡ frjpæ[¢dвsf¢⊙'Properties' wə dzw j lsfrjw ⊙¢ls¢[ə dвs?, ʰ j d£dæ[lsj dæ⊙¢dвsf¢j 'Properties'.
J r tƒtsdæ[lsj tsƒ¢[frj⊙dæz j dæ[ㅣj h ⊙tœ[.
5, z j d£dæ[lsj dæ⊙ə¢dæ⊙H¢j 'Driver', ⊙L⊙lsj dзʰ j d£dæ[lsj dæ⊙¢dвsf¢j 'Update Driver...'.
6, J r вj¡tœ[lsj ¢dвsf¢lz frjL⊙ə¢[frj¢dзs? w w ¢[¢frj⊙u¢[j? 'Install from a list or specific location [advanced]', ⊙L⊙lsj dзʰ j d£dæ[lsj dæ⊙¢dвsf¢j 'Next'.
7, J r вj¡tœ[lsj ¢dвsf¢lz frjL⊙ə¢[frj¢dзs? w w ¢[¢frj⊙u¢[j? ' Don't Search. I will choose the driver to

install'. ┐⊙lsjdʒʰ ┘dℓ≠dℓ⌊lsj dℓ⊗⁺dℓsʃ⁺┘ 'Next'.

/.,ᶻ ┘dℓ≠dℓ⌊lsj dℓ⊗⁺dℓsʃ⁺┘ 'Have disk...', ⊙ʟ⊙lsjdʒʰ ┘dℓ≠dℓ⌊lsj dℓ⊗⁺dℓsʃ⁺┘ 'Browse...'. ┐⊙lsjdʒ ᵊʳ в┘tɑ⌊lsj dℓ×ıdℓ? нɑ⌊fn⁺tsɔtsн, dℓ⊗ʃtɑ⌊dʒjtɑ, F: (нɑ⌊fn⁺tsɔtsн CD-ROM).

//,ᶻ ┘dℓ≠dℓ⌊lsj dℓ⊗⁺dℓsʃ⁺┘ 'Open', ⊙ʟ⊙lsjdʒʰ ┘dℓ≠dℓ⌊lsj dℓ⊗⁺dℓsʃ⁺┘ 'OK'.

/0,ᶜʳ в┘tɑ⌊lsj dℓsн┘dℓ ɔ⊙ʰ ┘dℓsdʒsdℓ⌊lstɑ⊙, ⊙ʟ⊙lsjdʒʰ ┘dℓ≠dℓ⌊lsj dℓ⊗⁺dℓsʃ⁺┘ 'Next'.
- [fnjbz⌊ ɔʳ lzɔ⌊нɑ⌊lsj fnjstsвʰ ┘dℓ⌊┘ 'has not passed WindowsÈ Logo testing to verify its compatibility with WindowsÈ XP' ('dℓ⊗ ʃtɑtsʰ dℓ⊗ʃtɑtsɔ┘tɑ⊙dℓ⊗fnjsɔdʒjfnjs⌊dℓsfnjs dℓsdtsl⌊ʃ⊙ WindowsÈ fnjWindowsÈ XP'), ʰ ┘dℓ≠dℓ⌊lsj dℓ⊗⁺dℓsʃ⁺┘ 'Continue Anyway'.

/1,ᶻ ┘dℓ≠dℓ⌊lsj dℓ⊗⁺dℓsʃ⁺┘ 'Finish', ⊙ʟ⊙lsjdʒdℓ⊗⁺dℓsʃ⁺┘ 'Close'.

/2,ᶻ ┘dℓ≠dℓ⌊lsj dℓ⊗⁺dℓsʃ⁺┘ 'OK', ⊙ʟ⊙lsjdʒ┘ʰ ┘ tɑ⊙L dℓ⊗⁺dℓsʃ⁺┘ 'OK' нdℓʷ lstsdts, ⌊lstsвʳ ʟ⊙⁺tɑʳ ls нɑ⌊⊙dℓsdtsɔtsj ts⁺dℓs Display_Properties.

[fnjbz⌊ ɔʳ ʃtsdℓʟℓzjlsjfnj нtdℓzdts? ɔ┘tɑfnj⌊┘? WindowsÈ 95/98/2000/Me/XP, ɑ⌊dℓz⌊ ɔ⊙dʒlstɑj вℓzʷ lsfnjʷ вtsdℓj┘ ʃtsнtdtsвdℓ┘ ℓz⁺⊙ʟ⊙dℓ⌊ʷ, tsвtɑ⊙lsɑ⌊lsj fnj, ʃtsн⊙dℓz? fnjs⊙, ⁺tdℓ⁺tsɔtsнfnjsɔℓzʃtsdℓʟtsɔ⊙lsjdℓʷ WindowsÈ 95/98/2000/Me/XP.

Ey нlɔ┘ɔн n ⌊ϕʏϕ┘ l ⌊ϕ┘ ⌊ϕ┘ ⌊ϕ┘

Часто задаваемые вопросы

Настройка монитора

Как я могу настроить свой монитор?

Для достижения наилучшего качества изображения на мониторах Philips рекомендуется использовать следующую последовательность настройки. Сначала подготовьте компьютер к отображению на нем изображения с максимальным качеством, затем выполните настройку монитора Philips с помощью кнопки «Автоматическая настройка» и, наконец, выполните настройку с помощью элементов управления на передней панели монитора Philips. Рекомендуется использовать шаблон для проверки качества изображения, доступный на сайте www.philips.com/support, или аналогичный шаблон, который вы можете создать на своем компьютере:



Как выполнить регулировку в соответствии с требованиями компании Philips?

Для выполнения регулировки в соответствии с требованиями компании Philips достаточно нажать кнопку OK и выбрать пункт «Положение» в главном меню. Затем с помощью кнопок ▲▼ выберите пункт «Автоматическая настройка» и нажмите кнопку OK. Для выполнения регулировки по горизонтали и вертикали с помощью кнопок ◀▶ выберите пункт «Положение» и «Выбор входа».

Перейти к странице 27

Общие вопросы

Какие рекомендуемые мониторы компании Philips подходят к моей системе?

Для выбора монитора, который подходит к вашей системе, необходимо ознакомиться с его техническими характеристиками. Для получения дополнительной информации см. раздел «Часто задаваемые вопросы» в разделе «Контактная информация».

Only available for Europe Model

- Выход
- Ярк-ть и контр-сть
  - Ярк-ть
  - контр-сть
  - Назад
- Цветность
  - Исходный цвет
  - 9300K
  - 6500K
  - sRGB
  - Польз-ль
    - Кр.
    - Зел.
    - Син.
  - Назад
- Полож.
  - Горизонтальное
  - Вертикальное
  - Назад
- Выбор входа
  - Аналоговый (D-Sub)
  - Цифровой (DVI-D)
  - Назад
- Другие настройки
  - Язык
    - English
    - Español
    - Français
    - Deutsch
    - Italiano
    - Русский
    - Назад
  - Фаза /Часы
    - Фаза
    - Часы
    - Назад
  - Настройки экранного меню
    - Горизонтальное
    - Вертикальное
    - Назад
  - Назад
- Сброс
  - Нет
  - Да

ϟ:ˡ˹ˣ˹ˉ˹˜˜˹ˣ˹ˢ˹˹ˉ˹˹˹ˣ˹ˢ˹˹ˉ˹˹˹ˣ˹ˢ˹˹ˉ˹˹

¡Otc⊙dbsd[w Philips F1rst Choice

J dz⊙dtsH⊙tcd[dz3L⊙tJtsΩlzfJΩlz dzsdz[lststc⊙Philips.

J fnj dzsdz[lststc Philips frJtdtsj Ωlsd[tdtsc⊙dz d[d[Ldtslstsc⊙dzj dz c frjstslsc⊙j lsfrjsc⊙d[d fn
c frjsΩd[dz3[frjs⊙dz⊙tdsΩdz3[d[tslsdz[u⊙ lsfrjw c frjsΩtsΩ⊙ujfrjsc⊙j dzdz dz3[
Ω⊙tc⊙Ωlsj tcd[frjsd[Ωd⊙dz3[, tJtdtsfrjstslstsΩ d[frJtsdz Ltsc⊙dz[w d[lzfrjs⊙dtsc⊙Ωd[. ⊥ tcd[tJtsw c dzj dz[d[
Ω⊙Ωd[Ω-dz[Bts lstdzH dtsfrjsj Ω c⊙tsc⊙tcj dz3w lzfrjs⊙dtsc⊙Ωd[d[dz[d[frJtsdz Ltsc⊙dz[w ⊥ lstsdts d[LHj dz[w
tsBtc⊙h ⊙Ωlsj frj dzJtJtsfrjcj Hfrjsc⊙j dzdtsc⊙ fndzBlz lsj Ωdz[ujfrΩts Ω tJtsHHj tc Ωd[Philips,
d[Lc⊙dzj Ω⊙w tJtsdz Llz d[L ⊙tc⊙dtsd[d Philips F1rst Choice. Ω ls⊙lstcj Ωdtsd[ud⊙w ⊙tc⊙dtsd[w
tJtcj Htsfrjs⊙dzwj lsc⊙dz3tJtc⊙tsLdzj dz[lsw dzsHj dz c dzj frjsj d[frJtsdz Ltsc⊙dz[w, j fndz[
dzsdz[lststc tsΩ⊙Lr c⊙j lsfrjw dzj d[frJtc⊙dz dz3d[dz[Hj w j Ωlsdz dz3- Ωtsdz3J⊙dz[w Philips
tJtsfrjs⊙tc⊙j lsfrjw L⊙dzj dz[lsw dzsdz[lststc c lsj ujdz[j 48 u⊙frjsc⊙ tJtsfndzj tJtsdzzujdz[w L⊙JtdtsfrΩ.

Ylststj tsHtJ⊙H⊙j lstj tsH ⊙tc⊙dtsd[?

¡⊙tc⊙dtsd[w Philips F1rst Choice tc⊙frJtdtsfrjstc⊙dzwj lsfrjw dz⊙ϕdzwtstdz, ϕ c frjstd[, J j dz d[, Ωd[tJtc, r ⊙dz[,
∧tc⊙dzud[, ¡j tcd3⊙dz[, ¡tcj ud[, ∧d[dzzdzd[, R tcdz⊙dzd[, R ls⊙dz[, ∫ d[Ωlsj dz lsj Ωdz ∫ Ωfnj dzBlztcc;
∫ tsdz⊙Ωts, ⊥ d[Hj tcdz⊙dzr , ⊥ tstc⊙j d[, ⊥ tstdstzc⊙dz[, z c j ud[, z c j Ωu⊙tcd[, R frJ⊙dz[d[
J j dz[Ωtsc tcd[ls⊙dz[d[lstsdz Ωts dz⊙dzdz[lststc , frJtdtsj Ωlsd[tdtsc⊙dzdz j , d[Ldtslstsc⊙dzj dzdz j d/d[dz[
tJtcj Hdz⊙Ldz⊙ujdzdz j Hdzw d[frJtsdz Ltsc⊙dz[w c ⊥ lsd[Ω frjstc⊙dz⊙Ω.

r j Ωfnjsc⊙d[j ⊙tc⊙dtsd[d dz⊙ud[dz⊙j lsfrjw frjs Hdzw tJtsΩlzfJΩd[dzsdz[lststc⊙. *J ls j ujdz[j tJtsfndzj Hlzh d[Ω ls tcj Ωdz j ls*
c frjdzu⊙j tsc dz⊙dz>j dz[w Hj w j Ωlstsc⊙, tJtsHtJ⊙H⊙h dΩ tJtsH lzfndzsc⊙d[w ⊙tc⊙dtsd[d, c⊙h dzsdz[lststc Blzj lsj
tsc dzj dzdz dz⊙dzsdz[lststc fnjs⊙Ωd[dz3[>j d[dz[lzdzu j dz[dz dz3[Ω⊙tc⊙Ωlsj tcd[frjsd[Ωd⊙dz3[.

∫ tsdz[lststc, tJtcj Htsfrjs⊙dzj dz[dz Ω c⊙Ldzj dz tsfrjs⊙j lsfrjw c⊙h d[dz3 Ωtsdz3J⊙dz[w Philips L⊙c d[tc⊙j lsdzj d[frJtc⊙dz Ω/
d[frΩtsH dz Ω dzsdz[lststc. H tdtsΩ Hj Ωfnjsc⊙d[w ⊙tc⊙dtsd[d dz⊙dzsdz[lststc, tJtcj Htsfrjs⊙dzj dz[dz Ω c⊙Ldzj dz tsfrjs⊙j lsfrjw
tc⊙dz dz3frjdtsΩlz Hj Ωfnjsc⊙d[w ⊙tc⊙dtsd[d dz⊙d[frΩtsH dz Ω dzsdz[lststc 36 dzj frjw ujc, dz⊙ud[dz⊙w frjs Hdzw tJtsΩlzfJΩd[
d[frΩtsH dtsdts dzsdz[lststc⊙.

Ylstsd[frΩdzw ujdzs?

¡⊙tc⊙dtsd[w Philips F1rst Choice tJtcd[dzj dzwj lsfrjw tJtcd[lzfndzsc⊙d[d frjsc dzw Hj dz[w ujdzj Ω d[frJtsdz Ltsc⊙dz[w
d[LHj dz[w, d[frJtsdz Ltsc⊙dz[w c frjstslsc⊙j lsfrjsc⊙d[d frjd[d[dz⊙lstdzΩud[w dz3[tJtsl Ωd[frJtdzΩls⊙ud[d d tJtcd[dz⊙dzd[ud[d
tJtsH dzd[dzdz[Ω⊙frjujls⊙d[dz[ujΩ⊙, c Ωtslststc Ω lzΩ⊙L⊙dz Hls⊙tJtsΩlzfJΩd[, tJtdtsH⊙c j u, dzsH j dz d[dtsdzj tc
d[LHj dz[w.

¡⊙tc⊙dtsd[w Philips F1rst Choice dzs>j lsdzj tc⊙frJtdtsfrjstc⊙dzwls frjw dz⊙frjdzj Hlzh d[j frjdzu⊙d[:

- r tsΩlzdzj dtsw Ω⊙Ωd[dz3dz[Bts tsB tc⊙L tsdz3d[Ldzj dzj dz d[dz[dzj tc⊙LBtstcud[c r .
- ∫ tsHj dz d[dz[dtsdzj tc d[LHj dz[w d[Ldzj dzj dz , lzH⊙dzj dz , frjsj tdsw d[dz[dzj tc⊙LBtstcud[c r .
- t j dzsdts, dzsHd[w d[Ω⊙ud[w d[dz[d[Ldzj dzj dz[j d[LHj dz[w tJtdtsd[Lc j Hj dz dzj lzJtsdzdtsdzsujdzdz dz3[dz⊙
lstsfnj tc d[frjdz dz3[tstc⊙dz[L⊙ud[w dz3[d[dz[dz[u⊙dz3[.
- ⊥ tsc tcj >Hj dz[j c tsLdz[Ωdts tJts tJtcd[ud[dzj ⊙c⊙tcd[d, c Ωdzw u⊙w, dts dzj tstc⊙dz[ud[c⊙wfrj , dzsdzdz[j Ω,
c tsHts Ω d[dz[tsdzj dz3 dzj tJtc⊙d[dz dz dz3d[frJtsdz Ltsc⊙dz[j dz3d[dz[dzj Btcj >dtsfrjsh .
- ⊥ tdtsB dzj dz3 tJtcd[j dz3⊙tsB lzfndzsc⊙dzj dz Ω⊙ujfrjsc tsdz3frjd[dz⊙dz⊙d[dz[c dzj h dz[dz3[Ω⊙B j dz dz dz3[d[dz[

Θdbsj dzdz dzf frjfrjsj dzΘdzf.

- r j w j ¢ls ə tsL dzd¢dzf tjts tjtacfuqfdzj dzj tjtaΘəqfdz dbs? ι ¢frjfdbzΘlsΘuqfqf qfdzf qfrjftsdz L tsəΘdzd¢w dzsdzd¢lststaΘ.
- l j tsə¬tsHqfdzs qfLdzj dzj dzd¢j qfdzf tfj tacj H j dz£Θqf L H j dzf w ə frjstslsəj lsfrjsəqfqf frjdzj frjsdz dzf qfdzf tacj qftsdz£dz dz dzf lsj¬dzd¢uj fr¢qfdzf frjsΘdzaΘtdsΘdzf, tjtacfdzj dz w ʰ qfdzf frjw ə frjstaΘdz£¬, H dz w ¢tslststc ¬ dzsdzd¢lststc frjfj uqfΘdz dbs dzj frjftatsj¢lsqftatsəΘdz dzj tjtatsqfLəj H j dz dzj tsHtsə tacj dzd/qfdzf dzj tjtacj H dz£Θdz£uj dz ι ts lstsdzz əfrjj cHΘtjtatsəj tcw? lsj, dzs dbs dzf qfrjftsdz L tsəΘls dzsdzd¢lststcə ¢Θ dzHts? ¢tsdz£tacj lsdbs? frjstaΘdzj.
- r B taΘlsqflsj ə dzd¢dzΘdzd¢j, uqsts dz£qfLHj dzf w, dzj frjftatsj¢lsqftatsəΘdzdz j, dzj tjtatsqfLəj H j dzdz j, dzj tsHtsə tacj dzdz j qf/qfdzf dzj tjtacj H dz£Θdz£uj dzdz j H dzw qfrjftsdz L tsəΘdzd¢w ə frjstaΘdz£¬ Philips F1rst Choice, cΘtaΘdbsqfw Philips F1rst Choice dzj taΘfrjftatsfrjstaΘdzwj lsfrjw. J ι lsqf¬ frjdbzuΘw¬ tjtacfdzj dzw ʰ lsfrjw lzfrjdbsəqfw əfrjj dzΘftadbs? cΘtaΘdbsqfqf ¢tsdzjΘdzd¢qf Philips.

ι tatsfrjstsʰ j dz£dzd¢lsj

J frjdbzuΘj ¢Θ¢qf¬-dzfB ts tjtatsə dzj dz frjsəj lszj dz J Θdz ədzd¢dzΘlsj dz dbs tjtatsuqflsΘls qfdzd¢jstdz¢uqfʰ tjts ι ¢frjfdbzΘlsΘuqfqf qfdzf tjtsfrjj lsqfls əj B-frΘ? ls www.philips.com/support H dzw tjtsdbzuj dzd¢w H tsjtsdzdzd¢lsj dz dbs? tjtsHHj ta¢¢qf.

ι tatsfrjststjtsL ə tsdzd¢lsj

r dzw lstsdts uqstsə B r qfLBj ¢ Θls dzj ¢ j dz£Θlsj dz dz ¬ dzj lzHtsə frjsə, frjsəj lszj dz J Θdz tjj tacj H tsə taΘʰ j dzd¢j dz ə "frjftaΘə tsuqdz ? frjstsdz ¢tsdzjΘdzd¢qf Philips ə dzd¢dzΘlsj dz dbs tjtatsuqflsΘls qfdzd¢jstdz¢uqfʰ tjts ι ¢frjfdbzΘlsΘuqfqf qfdzf tjtsfrjj lsqfls əj B-frΘ? ls www.philips.com/support.

r dzw lstsdts uqstsə B r B r frjstdts taΘ tacj h qfls tjtatsə dzj dzjz, tjj tacj H tsə taΘʰ j dzd¢j dz ¢ "frjftaΘə tsuqdbsdzjz frjstsdbz" ¢tsdzjΘdzd¢qf Philips tjtsHatststsəJ lsj frjdzj H lzʰ qfj frjj H j dzd¢w:

- l tsdzj tacl sqftjΘ Philips
- H j taqf? dz ? dbsdzj tac Philips
- r ΘlsΘtjts¢lzfj¢qf (dzs ¢ j ls tjtststacj B tsə Θls frjw ¢tsfqfw tjdzΘlsj ¢ dz ¬ H ts¢lzdzj dbstsə)
- H tacj HΘ¢tsdzjJʰ lsj taΘ, tjtatsuj frjfrjstac:
  - 286/386/486/Pentium Pro/J tjj taΘlsqfə dz£Θw tjΘdzwls
  - J tjj taΘuqftsdzd£Θw frjfrjsj dzΘ (Windows, DOS, OS/2, MAC)
  - ∧ Θ¢frj/J tsHj dz/R dbsj tadzj ls-B tatslzj tac?
- r tdzcfj lzfrjsΘdbsə dzj dzd¢ j ¢Θtdls

l Θdzfuqfj frjdzj H lzʰ qf¬ frjj H j dzd¢? lsΘ¢¢ ¢ j tjtsdzjs ¢ j ls lzfr¢tstaqfls tjtatsuj frjfrj

- ι tsHlsəj ta¢ H j dzd¢j tjts¢lzfj¢qf, ə ¢tslststatsdzjlz¢Θ¢L Θdz : HΘlsΘtjts¢lzfj¢qf, tjtatsHΘəj u, dzs H j dz qf frjj tacf? dz ? dbsdzj tac qfLHj dzf w.
- ι tsdzdz ? ΘHtacj frj tjts ¢tslststatsdzjz dzj tsB¬tsHqfdzs LΘB taΘls dzj qfrjftaΘə dz ? dzsdzd¢lststc, qf dz£ ¢tslststc ? dzj tsB¬tsHqfdzs tjtsfrjsΘəqfls dbsə ? .

"H tjtaΘə tsuqdz j frjstsdz " tjts¢lzfjΘlsj dzj ? tjtatsHlz¢uqfqf ¢tsdzjΘdzd¢qf Philips taΘfrjftsdbs ¢ j dz tjts əfrjj dzjz dzfqfdz z j dz£dzd¢lsj frjfrj dz£lz H dzw H tsfrjszjΘ¢ ¢tsdbsΘ¢lsdbs? qfdzw tstadzΘuqfqf F1rst Choice.

¢ dz£dzlsΘ¢¢ ¢ j dzs ¢ j dbs tsB taΘlsqfls frjw uj tacj L:

J j B-frΘ? ls *http://www.philips.com/support*

ętsdłsOłlsdłs? ąłdłł tstadłOuąłą F1rst Choice

ułstaOdłł	ąłtsdłjłtcłsłjłdłjłł tsdłł	ułOtaąłł
Austria	0820 901115	ú 0.20
Belgium	070 253 010	ú 0.17
Cyprus	800 92256	ąłjłfłłjłdłłOłsdłłs
Denmark	3525 8761	ułOtaąłł dłjłfłłjłsdłł ąłłłr łtsłtsł
Finland	09 2290 1908	ułOtaąłł dłjłfłłjłsdłł ąłłłr łtsłtsł
France	08 9165 0006	ú 0.23
Germany	0180 5 007 532	ú 0.12
Greece	00800 3122 1223	ułOtaąłł dłjłfłłjłsdłł ąłłłr łtsłtsł
Ireland	01 601 1161	ułOtaąłł dłjłfłłjłsdłł ąłłłr łtsłtsł
Italy	199 404 042	ú 0.25
Luxembourg	26 84 30 00	ułOtaąłł dłjłfłłjłsdłł ąłłłr łtsłtsł
The Netherlands	0900 0400 063	ú 0.20
Norway	2270 8250	ułOtaąłł dłjłfłłjłsdłł ąłłłr łtsłtsł
Portugal	2 1359 1440	ułOtaąłł dłjłfłłjłsdłł ąłłłr łtsłtsł
Spain	902 888 785	ú 0.15
Sweden	08 632 0016	ułOtaąłł dłjłfłłjłsdłł ąłłłr łtsłtsł
Switzerland	02 2310 2116	ułOtaąłł dłjłfłłjłsdłł ąłłłr łtsłtsł
United Kingdom	0906 1010 017	Ã0.15

ÇÇ¸ÇÇ¸Ç¸Ç¸Ç

ÇÇ¸ÇÇ¸Ç¸Ç¸Ç

Consumer Information Centers

Antilles • Argentina • Astline • Australia • Bangladesh • Bosnia & Herzegovina• Brasil • Canada • Chile • China • Colombia • Belarus • Bulgaria • Croatia • Czech Republic • Estonia • Dubai • Hong Kong • Hungary • India • Indonesia • Korea • Latvia • Lithuania • Macedonia • Malaysia • Mexico • Morocco • New Zealand • Pakistan • Paraguay • Peru • Philippines • Poland • Romania • Russia • Serbia & Montenegro • Singapore • Slovakia • Slovenia • South Africa • Taiwan • Thailand • Turkey • Ukraine • Uruguay • Venezuela

Eastern Europe

BELARUS

Technical Center of JV IBA
M. Bogdanovich str. 155
BY - 220040 Minsk
Tel: +375 17 217 33 86

ASTLINE

Petrus Brovky str. 17-101
BY - 220072 Minsk
Tel: + 375 17 284 02 03

BULGARIA

LAN Service
140, Mimi Balkanska Str.
Office center Translog
1540 Sofia, Bulgaria
Tel: +359 2 960 2360
Email: office@lan-service.bg
www.lan-service.bg

CZECH REPUBLIC

Xpectrum
Lužn§ 591/4
CZ - 160 00 Praha 6 Tel: 800 100 697
Email:info@xpectrum.cz
www.xpectrum.cz

BOSNIA & HERZEGOVINA

Megatrend d.o.o.
Bosnia&Herzegovina
Džemala Bijedica 2/II
BA - 71000 Sarajevo
Tel: +387 33 613 166
Email: info@megatrend.ba
www.megatrend.ba

CROATIA

Renoprom d.o.o.
Mlinska 5, Strmec
HR - 41430 Samobor
Tel: +385 1 333 0974

ESTONIA

FUJITSU SERVICES OU
Akadeemia tee 21G
EE-12618 Tallinn
Tel: +372 6519900
www.ee.invia.fujitsu.com

HUNGARY

Profi Service
Hungary
K¿lso-V§ci ¼t 123
HU - 1044 Budapest
Tel: +36 1 814
8080 Email: ugyfelszolgalat@psc.hu
www.psc.hu

LATVIA

ServiceNet LV
Jelgavas iela 36
LV - 1055 Riga,
Tel: +371 7460399
Email: serviss@servicenet.lv

MACEDONIA

AMC - Computers
kej Dimitar Vlahov bb
MK - 1000 Skopje
Tel: +389 2 3125097
www.amc.com.mk

LITHUANIA

ServiceNet LT
Gaiziunu G. 3
LT - 3009 KAUNAS
Tel: +370 7400088
Email: servisas@servicenet.lt
www.servicenet.lt

ROMANIA

Blue Ridge Int'l Computers SRL
115, Mihai Eminescu St., Sector 2
RO - 020074 Bucharest
Tel: +40 21 2101969
Email: tehnic@blueridge.ro
www.blueridge.ro

SERBIA & MONTENEGRO

Tehnicom Service d.o.o.
Bulevar Vojvode Misica 37B
YU - 11000 Belgrade
Tel: +381 11 30 60 881
Email: tehnicom-service@tehnicom.com
www.tehnicom-service.com

SLOVAKIA

Datalan Servisne Stredisko
Puchovska 8
SK - 831 06 Bratislava
Tel: +421 2 49207155
Email: servis@datalan.sk

SLOVENIA

PC HAND
Brezovce 10
SI - 1236 Trzin
Tel: +386 1 530 08 24
Email: servis@pchand.si

POLAND

Zolter
ul.Zytnia 1
PL - 05-500 Piaseczno
Tel: +48 22 7501766
Email: servmonitor@zolter.com.pl
www.zolter.com.pl

RUSSIA

Tel: +7 095 961-1111
Tel: 8-800-200-0880
Website: www.philips.ru

TURKEY
T¿rk Philips Ticaret
A.S.
Yukari Dudullu Org.San.Bolgesi
2.Cadde No:22
34776-Umraniye/Istanbul
Tel:
(0800)-261 33 02

UKRAINE

Comel
Shevchenko street 32
UA - 49030 Dnepropetrovsk
Tel: +380 562320045
www.csp-comel.com

Latin America

ANTILLES
Philips Antillana N.V.
Kaminda A.J.E. Kusters 4
Zeelandia, P.O. box 3523-3051
Willemstad, Curacao
Phone: (09)-4612799
Fax : (09)-4612772

ARGENTINA
Philips Antillana N.V.
Vedia 3892 Capital Federal
CP:
1430 Buenos Aires Phone/Fax:
(011)-4544 2047

BRASIL
Philips da Amaz¹ nia Ind.
Elet. Ltda. Rua Verbo
Divino, 1400-S«o Paulo-SP CEP-04719-002 Phones: 11 21210203 -S«o
Paulo & 0800-701-0203-Other Regions without S«o Paulo City

CHILE
Philips Chilena S.A.
Avenida Santa Maria 0760
P.O. box 2687Santiago de Chile
Phone: (02)-730 2000
Fax : (02)-777 6730

COLOMBIA
Industrias Philips de Colombia
S.A.-Division de Servicio
CARRERA 15 Nr. 104-33 Bogota,
Colombia Phone:(01)-8000 111001 (toll free) Fax
: (01)-619-4300/619-4104

MEXICO
Consumer Information Centre
Norte 45 No.669 Col.
Industrial Vallejo C.P.02300,
-Mexico, D.F. Phone:
(05)-3687788 / 9180050462 Fax
: (05)-7284272

PARAGUAY
Av. Rca. Argentina 1780 c/Alfredo
Seiferheld
P.O. Box 605
Phone: (595 21) 664 333
Fax: (595 21) 664 336
Customer
Desk:
Phone: 009 800 54 1 0004

PERU
Philips Peruana S.A.
Customer Desk Comandante
Espinar 719 Casilla
1841 Limab18
Phone: (01)-2136200
Fax : (01)-2136276

URUGUAY
Rambla O'Higgins 5303 Montevideo
Uruguay
Phone:
(598) 619 66 66
Fax: (598) 619 77 77
Customer Desk:
Phone: 0004054176

VENEZUELA
Industrias Venezolanas Philips
S.A. Apartado Postal
1167 Caracas 1010-A
Phone: (02) 2377575
Fax : (02) 2376420

Canada

CANADA

Philips Electronics Ltd.
281 Hillmount Road Markham,
Ontario L6C 2S3 Phone: (800) 479-6696

Pacific

AUSTRALIA
Philips Consumer Electronics
Consumer Care Center
Level 1, 65 Epping Rd
North Ryde NSW 2113
Phone: 1300 363 391
Fax
: +61 2 9947 0063

NEW ZEALAND Philips New Zealand Ltd. Consumer Help Desk 2 Wagener Place, Mt.Albert P.O. box 1041 Auckland
Phone: 0800 477 999 (toll free)
Fax : 0800 288 588

Asia

BANGLADESH
Philips Service Centre
100 Kazi Nazrul Islam
Avenue Kawran Bazar C/A
Dhaka-1215 Phone:
(02)-812909 Fax : (02)-813062

CHINA
SHANGHAI
Rm 1007, Hongyun
Building, No. 501 Wuning road,
200063 Shanghai P.R. China
Phone: 4008 800
008
Fax: 21-52710058

HONG
KONG Philips Electronics
Hong Kong Limited Consumer
Service Unit A, 10/F.
Park Sun Building
103-107 Wo Yi Hop Road
Kwai Chung, N.T.
Hong Kong
Phone:
(852)26199663
Fax: (852)24815847

INDIA
Phone: 91-20-712 2048 ext:
2765 Fax: 91-20-712 1558 BOMBAY
Philips India Customer
Relation Centre Bandbox
House 254-D Dr. A Besant
Road, Worli Bombay 400
025 CALCUTTA
Customer Relation Centre
7 justice Chandra Madhab Road
Calcutta 700 020 MADRAS
Customer Relation Centre
3, Haddows Road Madras
600 006 NEW DELHI
Customer Relation Centre
68, Shivaji Marg New
Dehli 110 015

INDONESIA
Philips Group of Companies
in Indonesia Consumer
Information Centre Jl.Buncit
Raya Kav. 99-100 12510
Jakarta Phone: (021)-7940040
ext: 2100 Fax : (021)-794 7511 / 794 7539

KOREA
Philips Consumer Service Jeong
An Bldg. 112-2 Banpo-dong, Seocho-Ku Seoul, Korea Customer Careline: 080-600-6600
Phone: (02) 709-1200 Fax
: (02) 595-9688

MALAYSIA
After Market Solutions Sdn
Bhd,
Philips Authorised Service Center,
Lot 6, Jalan 225, Section 51A,
46100
Petaling Jaya,
Selangor Darul Ehsan,
Malaysia.
Phone: (603)-7954 9691/7956
3695
Fax: (603)-7954 8504
Customer Careline: 1800-880-180

PAKISTAN
Philips Consumer Service
Mubarak
manzil,
39, Garden Road, Saddar,
Karachi-74400
Tel: (9221) 2737411-16
Fax:
(9221) 2721167
E-mail: care@philips.com
Website: www.philips.com.pk

PHILIPPINES
PHILIPS ELECTRONICS & LIGHTING,
INC.
Consumer Electronics
48F PBCOM tower
6795 Ayala Avenue cor VA Rufino
St.
Salcedo Village
1227 Makati City, PHILS
Phone: (02)-888 0572, Domestic
Toll Free: 1-800-10-PHILIPS or 1-800-10-744 5477
Fax: (02)-888 0571

SINGAPORE
Accord Customer Care Solutions
Ltd
Authorized Philips Service Center
Consumer Service
620A Lorong 1
Toa Rayoh
Singapore 319762
Tel: +65 6882 3999
Fax: +65 6250 8037

TAIWAN
Philips Taiwan Ltd.
Consumer Information Centre
13F, No. 3-1 Yuan Qu St., Nan
Gang Dist.,
Taipei 115, Taiwan
Phone: 0800-231-099 Fax : (02)-3789-2641

THAILAND
Philips Electronics (Thailand)
Ltd. 26-28th floor,
Thai Summit Tower
1768 New Petchburi Road
Khwaeng Bangkapi, Khet Huaykhwang
Bangkok10320
Thailand
Tel: (66)2-6528652
E-mail: cic Thai@philips.com

Africa

MOROCCO
Philips Electronique Maroc
304,BD Mohamed V Casablanca
Phone: (02)-302992 Fax
: (02)-303446

SOUTH
AFRICA PHILIPS SA (PTY)
LTD
Customer Care Center
195 Main Road
Martindale, Johannesburg
P.O.
box 58088
Newville 2114
Telephone: +27 (0) 11 471 5194
Fax: +27 (0) 11
471 5123
E-mail: customercare.za@philips.com

Middle East

DUBAI
Philips Middle East B.V.
Consumer Information Centre
P.O.Box 7785 DUBAI
Phone: (04)-335 3666
Fax : (04)-335 3999

[illegible]

[illegible]

[illegible] Philips, [illegible]

[illegible] Philips [illegible] 12 [illegible]

[illegible] Philips [illegible]

[illegible] Philips [illegible]

[illegible] Philips [illegible]

[illegible] Philips [illegible]

[illegible]

- [illegible];
- [illegible];
- [illegible] Philips;
- [illegible].

[illegible]

[illegible] Philips [illegible] Philips [illegible]

[illegible]

[illegible]

[illegible] - Philips Consumer Information Centers [illegible]:

http://www.philips.com

LIMITED WARRANTY (Computer Monitor)

Three Years Free Labor/Three Years Free Service on Parts

**This product must be shipped in at your expense for service.*

WHO IS COVERED?

You must have proof of purchase to receive warranty service. A sales receipt or other document showing that you purchased the product is considered proof of purchase. Attach it to this owner's manual and keep both nearby.

WHAT IS COVERED?

Warranty coverage begins the day you buy your product. *For three years thereafter,* all parts will be repaired or replaced, and labor is free. *After three years from the day of purchase,* you pay for the replacement or repair of all parts, and for all labor charges.

All parts, including repaired and replaced parts, are covered only for the original warranty period. When the warranty on the original product expires, the warranty on all replaced and repaired products and parts also expires.

WHAT IS EXCLUDED?

Your warranty does not cover:

- labor charges for installation or setup of the product, adjustment of customer controls on the product, and installation or repair of antenna systems outside of the product.
- product repair and/or part replacement because of misuse, accident, unauthorized repair or other cause not within the control of Philips Consumer Electronics.
- reception problems caused by signal conditions or cable or antenna systems outside the unit.
- a product that requires modification or adaptation to enable it to operate in any country other than the country for which it was designed, manufactured, approved and/or authorized, or repair of products damaged by these modifications.
- incidental or consequential damages resulting from the product. (Some states do not allow the exclusion of incidental or consequential damages, so the above exclusion may not apply to you. This includes, but is not limited to, prerecorded material, whether copyrighted or not copyrighted.)
- the model or production number on the product has been altered, deleted, removed or made illegible.

Where IS SERVICE AVAILABLE?

Warranty service is available in all countries where the product is officially distributed by Philips Consumer Electronics. In countries where Philips Consumer Electronics does not distribute the

product, the local Philips service organization will attempt to provide service (although there may be a delay if the appropriate spare parts and technical manual(s) are not readily available).

Where CAN I GET MORE INFORMATION?

For more information, contact the Philips Customer Care Center by calling (877) 835-1838 (U.S.A. customers only) or *(919) 573-7855*.

Before Requesting Service...

Please check your owner's manual before requesting service. Adjustments of the controls discussed there may save you a service call.

TO GET WARRANTY SERVICE IN U.S.A., PUERTO RICO OR U.S. VIRGIN ISLANDS...

Contact the Philips Customer Care Center phone number listed below for product assistance and procedures for servicing:

Philips Customer Care Center

(877) 835-1838 or (919) 573-7855

(In U.S.A., Puerto Rico and U.S. Virgin Islands, all implied warranties, including implied warranties of merchantability and fitness for a particular purpose, are limited in duration to the duration of this express warranty. But, because some states do not allow limitations on how long an implied warranty may last, this limitation may not apply to you.)

REMEMBER... Please record the model and serial numbers found on the product below.

MODEL # _____

SERIAL # _____

This warranty gives you specific legal rights. You may have other rights which vary from state/province to state/province.

Before contacting Philips, please prepare the following details so we can solve your problem quickly.

- Philips type number
- Philips serial number
- Purchase date (copy of purchase may be required)
- PC environment Processor:
    - 286/386/486/Pentium Pro/Internal memory
    - Operating system (Windows, DOS, OS/2, Apple Macintosh)

- Fax/Modem/Internet program?

- Other cards installed
  Having the following information available will also help speed up the process:
- Your proof of purchase indicating: date of purchase, dealer name, model and product serial number.
- The full address to which the swap model should be delivered.

Just a phone call away

Philips' customer help desks are located worldwide. Within the U.S. you can contact Philips customer care Monday-Friday from 8:00 AM-9:00 PM Eastern Time (ET) and on Saturdays from 10:00 AM-5:00 PM ET hrs by using one of the contact phone numbers.

For more information on this and more great Philips products visit our website at:

Website: *http://www.philips.com*

[illegible]

A B C D E F G H I J K L M N O P Q R S T U V W X Y Z

A

Active matrix (φ[illegible])

[illegible] TFT ([illegible]).

Amorphous silicon (a-Si) (φ[illegible])

[illegible] (TFT) [illegible].

Aspect ratio (Λ [illegible])

[illegible] 4:3. [illegible] 16:9 [illegible] 16:10.

[illegible]

B

Backlight ([illegible])

[illegible] TFT [illegible],

Brightness ([illegible])

[illegible]

ﺍﻟﺘﺼﻤﻴﻢ ﺍﻟﺤﺮﺍﺭﻱ ﻟﻠﻤﺼﺒﺎﺡ ﻳﺘﻄﻠﺐ ﺍﻟﺘﻌﺎﻣﻞ ﻣﻊ ﺍﻟﻌﺪﻳﺪ ﻣﻦ ﺍﻟﻌﻮﺍﻣﻞ ﺍﻟﺘﻲ ﺗﺆﺛﺮ ﻋﻠﻰ ﺍﻟﺨﺼﺎﺋﺺ ﺍﻟﻜﻬﺮﺑﺎﺋﻴﺔ ﻟﻠﻤﺼﺒﺎﺡ ﻣﺜﻞ ﺍﻟﺘﻴﺎﺭ ﺍﻟﻜﻬﺮﺑﺎﺋﻲ ﻭﺍﻟﺠﻬﺪ ﺍﻟﻜﻬﺮﺑﺎﺋﻲ ﻭﺍﻟﻌﺎﺯﻝ ﺍﻟﻜﻬﺮﺑﺎﺋﻲ ﻭﺍﻟﺴﻌﺔ ﺍﻟﻜﻬﺮﺑﺎﺋﻴﺔ ﻭﺍﻟﺘﻲ ﺗﺘﺄﺛﺮ ﺑﺪﻭﺭﻫﺎ ﺑﺎﻟﺤﺮﺍﺭﺓ ﻭﺍﻟﺘﻲ ﺗﺘﺄﺛﺮ ﺑﺪﻭﺭﻫﺎ ﺑﺎﻟﺤﺮﺍﺭﺓ .

C

CCFL (ﻣﺼﺒﺎﺡ ﺍﻟﻔﻠﻮﺭﻳﺴﻨﺖ ﺍﻟﻜﺎﺛﻮﺩﻱ ﺍﻟﺒﺎﺭﺩ)

ﻳﺴﺘﺨﺪﻡ ﺍﻟﻔﻠﻮﺭﻳﺴﻨﺖ ﺍﻟﻜﺎﺛﻮﺩﻱ ﺍﻟﺒﺎﺭﺩ ﻟﺘﻮﻟﻴﺪ ﺍﻟﻀﻮﺀ ﻋﻦ ﻃﺮﻳﻖ ﺗﺴﺨﻴﻦ ﺍﻟﺒﺨﺎﺭ ﺍﻟﺰﺋﺒﻖ ﺍﻟﻨﺎﺗﺞ ﻋﻦ ﺍﻟﺘﻔﺮﻳﻎ ﺍﻟﻜﻬﺮﺑﺎﺋﻲ. ﻳﺴﺘﺨﺪﻡ ﺍﻟﻜﺎﺛﻮﺩ ﺍﻟﺒﺎﺭﺩ ﺍﻟﺬﻱ ﻳﺴﺘﺨﺪﻡ 2 ﺟﻬﺪ ﻋﺎﻟﻲ ﺍﻟﺘﺮﺩﺩ.

Chromaticity (ﺍﻟﻌﻼﻗﺎﺕ ﺍﻟﻠﻮﻧﻴﺔ)

ﻳﺴﺘﺨﺪﻡ ﺍﻟﺘﺮﺩﺩ ﺍﻟﻠﻮﻧﻲ ﻟﻮﺻﻒ ﺍﻟﻠﻮﻥ، ﻳﺘﻜﻮﻥ ﻣﻦ ﺍﻟﻌﻼﻗﺎﺕ ﺍﻟﻠﻮﻧﻴﺔ. ﺍﻟﻌﻼﻗﺎﺕ ﺍﻟﻠﻮﻧﻴﺔ ﻫﻲ ﺍﻟﺘﻲ ﺗﺤﺪﺩ ﺍﻟﻠﻮﻥ ﺍﻟﻨﺎﺗﺞ ﻋﻦ ﺍﻟﺨﻠﻴﻂ ﺍﻟﺜﻼﺛﻲ ﻟﻠﻠﻮﻥ، ﻭﻫﻲ ﺗﺘﻜﻮﻥ ﻣﻦ ﺍﻟﻠﻮﻥ ﺍﻟﺴﺎﺋﺪ ﻭﺍﻟﺘﺸﺒﺎﻉ ﻭﺍﻟﺴﻄﻮﻉ.

CIE (Commission International de l'Eclairage)

ﻫﻲ ﻫﻴﺌﺔ ﺩﻭﻟﻴﺔ ﻣﺴﺘﻘﻠﺔ ﺗﻬﺘﻢ ﺑﺎﻟﺘﻌﺎﻭﻥ ﺍﻟﺪﻭﻟﻲ ﻓﻲ ﻣﺠﺎﻝ ﺍﻟﺘﺼﻤﻴﻢ ﺍﻟﻠﻮﻧﻲ، ﻭﺍﻟﺘﺼﻨﻴﻊ ﻭﺍﻟﺘﺠﺎﺭﺓ ﻭﺍﻟﺘﺮﺑﻴﺔ ﻭﺍﻟﺘﻄﺒﻴﻖ ﺍﻟﻌﻤﻠﻲ ﻟﻠﻌﻠﻢ ﻭﺍﻟﺘﻜﻨﻮﻟﻮﺟﻴﺎ ﺍﻟﻤﺘﻌﻠﻘﺔ ﺑﺎﻟﺮﺅﻳﺔ.

Color temperature (ﺍﻟﻌﻼﻗﺎﺕ ﺍﻟﻠﻮﻧﻴﺔ ﺍﻟﺘﻲ ﺗﺤﺪﺩ ﺍﻟﻠﻮﻥ)

ﻫﻲ ﺍﻟﺘﺮﺩﺩ ﺍﻟﻠﻮﻧﻲ ﺍﻟﺬﻱ ﻳﺒﺪﻭ ﻋﻠﻴﻪ ﺍﻟﺠﺴﻢ ﺍﻟﺼﻠﺐ ﺍﻟﻤﺴﺨﻦ ﺑﺎﻟﺘﺴﺨﻴﻦ. ﻭﻫﻲ ﺗﻌﺒﺮ ﻋﻦ ﺍﻟﻠﻮﻥ ﺍﻟﺬﻱ ﻳﺒﺪﻭ ﻋﻠﻴﻪ ﺍﻟﺠﺴﻢ ﺍﻟﺼﻠﺐ ﺍﻟﻤﺴﺨﻦ ﺑﺎﻟﺘﺴﺨﻴﻦ، ﻭﺍﻟﺘﻲ ﺗﻘﺎﺱ ﺑﺎﻟﺪﺭﺟﺎﺕ ﺍﻟﻤﺌﻮﻳﺔ (ﺍﻟﺴﻠﺴﻴﻮﺱ). ﻭﻫﻲ ﺗﺒﺪﺃ ﻣﻦ 2400ﻙ ﺍﻟﺬﻱ ﻳﺒﺪﻭ ﻋﻠﻴﻪ ﺍﻟﻠﻮﻥ ﺍﻟﺒﺮﺗﻘﺎﻟﻲ، ﻭﺍﻟﺘﻲ ﺗﺼﻞ ﺇﻟﻰ 9300ﻙ ﺍﻟﺬﻱ ﻳﺒﺪﻭ ﻋﻠﻴﻪ ﺍﻟﻠﻮﻥ ﺍﻟﺴﻤﺎﻭﻱ، ﻭﺍﻟﺘﻲ ﺗﺼﻞ ﺇﻟﻰ 6504ﻙ ﺍﻟﺬﻱ ﻳﺒﺪﻭ ﻋﻠﻴﻪ ﺍﻟﻠﻮﻥ ﺍﻟﺴﺎﺋﺪ ﻓﻲ ﻣﺼﺎﺑﻴﺢ Philips ﺍﻟﺘﺠﺎﺭﻳﺔ ﺍﻟﺘﻲ ﺗﺒﻠﻎ 9300ﻙ، 6500ﻙ ﻟﺘﻮﻟﻴﺪ ﺍﻟﻠﻮﻥ ﺍﻟﺴﺎﺋﺪ ﻓﻲ ﺍﻟﻌﺎﻟﻢ .

Contrast (ﺍﻟﺘﺒﺎﻳﻦ ﺍﻟﻠﻮﻧﻲ ﺍﻟﻌﺎﻡ)

ﻫﻮ ﺍﻟﻔﺮﻕ ﺑﻴﻦ ﺍﻟﻠﻮﻥ ﺍﻟﺴﺎﺋﺪ ﻭﺍﻟﺨﻠﻔﻴﺔ ﻟﻠﺠﺴﻢ ﺍﻟﻤﺮﺋﻲ ﻟﻠﻌﻴﻦ ﺍﻟﺒﺸﺮﻳﺔ.

Contrast ratio (ﻧﺴﺒﺔ ﺍﻟﺘﺒﺎﻳﻦ ﺍﻟﻠﻮﻧﻲ)

ﻫﻲ ﺍﻟﻨﺴﺒﺔ ﺑﻴﻦ ﺍﻟﻠﻮﻥ ﺍﻟﺴﺎﺋﺪ ﻭﺍﻟﺨﻠﻔﻴﺔ ﻟﻠﺠﺴﻢ ﺍﻟﻤﺮﺋﻲ ﻟﻠﻌﻴﻦ ﺍﻟﺒﺸﺮﻳﺔ.

D

D-SUB

ϕ dz⊗dzsdzsэr ⊇ э⊐tsнdzs⊇ tzO⊔j ⊔dз VGA. ⊔ ⊙h dзsdz⊓lsstcтfтsfrjs⊙эdw⊔lsfrjw frj⊆⊙в⊔dzidз D-Sub.

Digital Visual Interface (DVI)

Λ cqw tdtsэts⊇ эcqнj⊔ tsqdzs⊔ tcw ⊔ ⊇frj

Λ cqw tdtsэts⊇ эcqнj⊔ tsqdzs⊔ tcw ⊔ ⊇frj (DVI) tsв⊔ frjf⊔ ⊔ uqqэ⊙⊔ lsэr frjs⊆tsfrj⊆tsdtsfrjsdzк tf⊔ ⊔ tc⊔ jнO⊙uz uqqw tdtsэts⊇ эcqнj⊔ tsqdzw tsdзO⊙uqqq dziLэ⊙cqfrpqdзts tsls lsqtf⊙нcqfrjf dziw. ⊔ frpdtsэdzs⊇ w lzd⊗uqq⊔ ⊇ cqdzs⊔ tcw ⊔ ⊇frj⊙wэdzw⊔ lsfrjw tsв⊔ frjf⊔ ⊔ uidzq⊔ frjs⊔ нcqdziдzqw dз⊔ к нlz⊆tsdзf⊔ к ls⊔ tdtsdзq нcqfrjf dzi⊔ dз υ⊔ ⊐dzqu⊔ frj⊆q⊔ ⊐⊙tz⊙⊆ls⊔ tzqfrjsq⊆q cqdzs⊔ tcw ⊔ ⊇frj⊙ frjsэdз⊔ frjsqdзr frj⊐⊙tz⊙⊆ls⊔ tzqfrjsq⊆⊙dзq tf⊔ ⊔ tcfrjsdz⊗dz dz ⊐ ⊆tsdзf⊔ к ls⊔ tdtsэ (1 ⊆) эfrj⊔ ⊐ lsqtfтsэ (tz⊙в tsuq⊔ frjs⊙dz⊔ qq, dz⊗frjstsdz dz ⊔ 1 ⊆, нtstdts⊔ dz ⊔ 1 ⊆ q ls tf.), в dz⊗dtsнO⊙tcw uidзz tsdzq dзsdzls cqfrjftsdz⊔ tsэ⊙ls frjw frjsэdз⊔ frjsdzs.

Λ cqw tdtsэts⊇ эcqнj⊔ tsqdzs⊔ tcw ⊔ ⊇frj tsв dz⊗нO⊔ ls frpdz⊔ нlzк h qqdзq w lzd⊗uqqtsd⊗dz dz dзq эts⊔ dзts⊔ dzsfrjsw dзq:

/, ⊔ ts⊔ dзts⊔ dzsfrjs tf⊔ tcq tz⊙в tslsj э uqqw tdtsэtsdзw tstcdз⊙ls⊔ frjs⊐tz⊙dz⊗ls нO⊙dz⊗z ⊔ frj dзtsdз⊔ dzs⊙q⊐ frjs⊔ нO⊙dzqw нts frjuqqls эO⊙dzqw в⊔ ⊔ tcqfrj⊆⊙tf tsls⊔ tcq qqdz⊗ tstcdз⊙uqqq.

0, l ⊔ ⊔ ⊔ ⊙эqqfrpqdзtsfrjs tsls lsqtf⊙нcqfrjf dziw.

1, υ⊔ ⊐dzsdtsqqw "эqdz⊗ uq⊇ qq tz⊙в tsls⊇" (⊙эls tsdз⊙ls qqu⊔ frj⊆ts⊔ ⊆tsdz⊗ qqdztzqqtdtsэ⊙dzq⊔ ⊙tf tf⊙tz⊙ls dz ⊐ frjc⊔ нfrjsэ), tc⊔ ⊙dzqL⊔ lz⊔ dз⊙v tf⊔ lls⊔ dзts tf⊔ tz⊙ls qqэdzsdts tstf tc⊔ нj⊔ dzidzqw tf tsн⊆dz uidzdzsdts tzO⊔j ⊔dз⊙-EDID qq DDC2B.

2, l tsнн⊔ tcн⊆⊙uqqw tdtsэtsdts qq ⊙dz⊗dtsdtsэtsdts tc⊔ нqqdз⊙tf tcq qqfrj tsdz⊔ tsэ⊙dzqq⊔ нqqdzsdts tzO⊔j ⊔dз⊙.

Ez y в l ϕ]эн υ ∫ ϕ λ ϕ l ⊆ ϕ] r l ∫ r

E

Energy Star Computers Programme

l tdtsctzO⊙dзdз⊙к dzitzctsfrpj⊔ tc⊔ нj⊔ dzqw Energy Star

⊔ dz⊗эdzs⊇ uidzк tf⊔ tdtsctzO⊙dзdзr к dzitzctsfrpj⊔ tc⊔ нj⊔ dzqw, frjs⊔ нO⊙dzqs⊇ tf⊔ ts qqdzqu⊔ qq⊙lsqэ⊔ ⊔ υtf⊔ tz⊙эdzidzqw tf⊔ ts ⊔ ⊙h qqls⊔ ts⊆tdz нO⊙к h ⊔ ⊇ frj⊔ нr (r t ϕ) нz ϕ, wэdzw⊔ lsfrjw tf⊔ tsнн⊔ tcн⊆⊙tf tdtsqq⊔ эts⊔ frjsэ⊙qq tzOfrjf tdtsfrjstzO⊙dzqq⊔ dz⊗tz dz⊗⊔ к ww ⊔ ⊇lsqэdzsdts tf⊔ ts к dzitzctsf⊔ tslstc⊔ в dzidzqк ts⊔ qqfrjdzsdts⊆tsdзf⊔ к ls⊔ tzqdzsdts tsв tstdzнtsэ⊙dzqw. ⊆tsdзf⊔ dzqqq, tz⊙в tsls⊙к h qq⊔ э tz⊙dз⊆⊙⊐ к lsts⊇ tf⊔ tdtsctzO⊙dзdз , нtsdzq dz tf⊔ tcqqdz⊗ls dz⊗fnj⊔ в w tsв w L⊙s⊔ dz frjsэ⊙tf⊔ ts qqL⊔ tstsstsэdzidzqк tsнdzdtsdts qqdzq dzifrj⊆tsdz⊆qq⊐ qqL нj⊔ dzq⊇, frjf tsfrjsв dz ⊐ tf⊔ ⊔ tc⊔ ⊐tsнqqls э frjsfrjstsw dzq⊔ dzqL⊆tsdts к dzitzctsf⊔ tslstc⊔ в dzidzqw (< 30 ⊔ ls) tf⊔ ts qqfrj⊔ uidzqqq dzqв ts L⊙нO⊙dzqdzsdts эtc⊔ dз⊔ dzq

ﻫﻮﻟﻮﻳﺎ ﻫﻮ ﺗﺄﺛﻴﺮ ﺑﺼﺮي ﻳﺴﺘﺨﺪم ﻟﺘﺼﻮﻳﺮ ﺑﻌﺾ ﺍﻟﺼﻮﺭ ﺍﻟﺘﻲ ﺗﺒﺪﻭ ﺛﻼﺛﻴﺔ ﺍﻷﺑﻌﺎﺩ ﻋﻠﻰ ﺳﻄﺢ ﺛﻨﺎﺋﻲ ﺍﻷﺑﻌﺎﺩ.

ﻫﻮﻟﻮﻳﺎ

G

Gamma (ﺟﺎﻣﺎ)

ﻫﻮ ﺍﻟﺘﺒﺎﻳﻦ ﺑﻴﻦ ﺍﻟﻠﻮﻥ ﺍﻷﺳﻮﺩ ﻭﺍﻟﺮﻣﺎﺩﻱ ﻭﺍﻟﺒﺮﻭﺟﻴﻜﺘﻮﺭ ﺍﻟﺬﻱ ﻳﺴﺘﺨﺪﻣﻪ ﺍﻟﻌﺎﺭﺽ ﻟﺘﺼﻮﻳﺮ ﺍﻟﺼﻮﺭ ﺍﻟﺘﻲ ﺗﺒﺪﻭ ﺛﻼﺛﻴﺔ ﺍﻷﺑﻌﺎﺩ ﻋﻠﻰ ﺳﻄﺢ ﺛﻨﺎﺋﻲ ﺍﻷﺑﻌﺎﺩ. ﻭﻫﻮ ﺍﻟﺬﻱ ﻳﺴﺘﺨﺪﻣﻪ ﺍﻟﻌﺎﺭﺽ ﻟﺘﺼﻮﻳﺮ ﺍﻟﺼﻮﺭ ﺍﻟﺘﻲ ﺗﺒﺪﻭ ﺛﻼﺛﻴﺔ ﺍﻷﺑﻌﺎﺩ ﻋﻠﻰ ﺳﻄﺢ ﺛﻨﺎﺋﻲ ﺍﻷﺑﻌﺎﺩ.

Grayscale (ﺗﺪﺭﺝ ﺍﻟﺮﻣﺎﺩﻱ)

ﻫﻮ ﺗﺪﺭﺝ ﺍﻟﺮﻣﺎﺩﻱ ﺍﻟﺬﻱ ﻳﺴﺘﺨﺪﻣﻪ ﺍﻟﻌﺎﺭﺽ ﻟﺘﺼﻮﻳﺮ ﺍﻟﺼﻮﺭ ﺍﻟﺘﻲ ﺗﺒﺪﻭ ﺛﻼﺛﻴﺔ ﺍﻷﺑﻌﺎﺩ ﻋﻠﻰ ﺳﻄﺢ ﺛﻨﺎﺋﻲ ﺍﻷﺑﻌﺎﺩ. ﻭﻫﻮ ﺍﻟﺬﻱ ﻳﺴﺘﺨﺪﻣﻪ ﺍﻟﻌﺎﺭﺽ ﻟﺘﺼﻮﻳﺮ ﺍﻟﺼﻮﺭ ﺍﻟﺘﻲ ﺗﺒﺪﻭ ﺛﻼﺛﻴﺔ ﺍﻷﺑﻌﺎﺩ ﻋﻠﻰ ﺳﻄﺢ ﺛﻨﺎﺋﻲ ﺍﻷﺑﻌﺎﺩ. ﻭﻫﻮ ﺍﻟﺬﻱ ﻳﺴﺘﺨﺪﻣﻪ ﺍﻟﻌﺎﺭﺽ ﻟﺘﺼﻮﻳﺮ ﺍﻟﺼﻮﺭ ﺍﻟﺘﻲ ﺗﺒﺪﻭ ﺛﻼﺛﻴﺔ ﺍﻷﺑﻌﺎﺩ ﻋﻠﻰ ﺳﻄﺢ ﺛﻨﺎﺋﻲ ﺍﻷﺑﻌﺎﺩ. ﻭﻫﻮ ﺍﻟﺬﻱ ﻳﺴﺘﺨﺪﻣﻪ ﺍﻟﻌﺎﺭﺽ ﻟﺘﺼﻮﻳﺮ ﺍﻟﺼﻮﺭ ﺍﻟﺘﻲ ﺗﺒﺪﻭ ﺛﻼﺛﻴﺔ ﺍﻷﺑﻌﺎﺩ ﻋﻠﻰ ﺳﻄﺢ ﺛﻨﺎﺋﻲ ﺍﻷﺑﻌﺎﺩ. ﻭﻫﻮ ﺍﻟﺬﻱ ﻳﺴﺘﺨﺪﻣﻪ ﺍﻟﻌﺎﺭﺽ ﻟﺘﺼﻮﻳﺮ ﺍﻟﺼﻮﺭ ﺍﻟﺘﻲ ﺗﺒﺪﻭ ﺛﻼﺛﻴﺔ ﺍﻷﺑﻌﺎﺩ ﻋﻠﻰ ﺳﻄﺢ ﺛﻨﺎﺋﻲ ﺍﻷﺑﻌﺎﺩ. ﻭﻫﻮ ﺍﻟﺬﻱ ﻳﺴﺘﺨﺪﻣﻪ ﺍﻟﻌﺎﺭﺽ ﻟﺘﺼﻮﻳﺮ ﺍﻟﺼﻮﺭ ﺍﻟﺘﻲ ﺗﺒﺪﻭ ﺛﻼﺛﻴﺔ ﺍﻷﺑﻌﺎﺩ ﻋﻠﻰ ﺳﻄﺢ ﺛﻨﺎﺋﻲ ﺍﻷﺑﻌﺎﺩ. ﻭﻫﻮ ﺍﻟﺬﻱ ﻳﺴﺘﺨﺪﻣﻪ ﺍﻟﻌﺎﺭﺽ ﻟﺘﺼﻮﻳﺮ ﺍﻟﺼﻮﺭ ﺍﻟﺘﻲ ﺗﺒﺪﻭ ﺛﻼﺛﻴﺔ ﺍﻷﺑﻌﺎﺩ ﻋﻠﻰ ﺳﻄﺢ ﺛﻨﺎﺋﻲ ﺍﻷﺑﻌﺎﺩ.

ﻫﻮﻟﻮﻳﺎ

H

Hue (ﺍﻟﺼﺒﻐﺔ)

ﻫﻮ ﺍﻟﺼﺒﻐﺔ ﺍﻟﺘﻲ ﺗﺴﺘﺨﺪﻣﻪ ﺍﻟﻌﺎﺭﺽ ﻟﺘﺼﻮﻳﺮ ﺍﻟﺼﻮﺭ ﺍﻟﺘﻲ ﺗﺒﺪﻭ ﺛﻼﺛﻴﺔ ﺍﻷﺑﻌﺎﺩ ﻋﻠﻰ ﺳﻄﺢ ﺛﻨﺎﺋﻲ ﺍﻷﺑﻌﺎﺩ. ﻭﻫﻮ ﺍﻟﺬﻱ ﻳﺴﺘﺨﺪﻣﻪ ﺍﻟﻌﺎﺭﺽ ﻟﺘﺼﻮﻳﺮ ﺍﻟﺼﻮﺭ ﺍﻟﺘﻲ ﺗﺒﺪﻭ ﺛﻼﺛﻴﺔ ﺍﻷﺑﻌﺎﺩ ﻋﻠﻰ ﺳﻄﺢ ﺛﻨﺎﺋﻲ ﺍﻷﺑﻌﺎﺩ. ﻭﻫﻮ ﺍﻟﺬﻱ ﻳﺴﺘﺨﺪﻣﻪ ﺍﻟﻌﺎﺭﺽ ﻟﺘﺼﻮﻳﺮ ﺍﻟﺼﻮﺭ ﺍﻟﺘﻲ ﺗﺒﺪﻭ ﺛﻼﺛﻴﺔ ﺍﻷﺑﻌﺎﺩ ﻋﻠﻰ ﺳﻄﺢ ﺛﻨﺎﺋﻲ ﺍﻷﺑﻌﺎﺩ.

ﻫﻮﻟﻮﻳﺎ

I

IPS (In Plane Switching - ﺍﻟﺘﺒﺪﻳﻞ ﺍﻟﺪﺍﺧﻠﻲ ﻟﻠﺼﻮﺭ)

υμμπιμμμ

ขนาดของตัวอักษรที่ใช้ในเมนูหน้าจอ

Polarizer (ตัวกรองแสงโพลาไรซ์)

ตัวกรองแสงโพลาไรซ์ที่ใช้ในการผลิตจอภาพแบบแอลซีดีส่วนใหญ่จะเป็นชนิดที่ส่งแสงที่มีการสั่นในแนวราบผ่านได้ดีกว่าแสงที่มีการสั่นในแนวตั้ง ดังนั้นหากมีแสงสะท้อนจากพื้นผิวต่างๆ ที่ตกกระทบตัวกรองแสงโพลาไรซ์ในแนวราบ ก็จะทำให้ตัวกรองแสงโพลาไรซ์ในแนวตั้งซึ่งไม่ได้ใช้งานนั้นดูดซับแสงเหล่านี้ไว้ได้ ซึ่งจะช่วยลดแสงสะท้อนที่ผิวหน้าจอลงได้ ตัวกรองแสงโพลาไรซ์ที่ใช้ในการผลิตจอภาพแบบแอลซีดีส่วนใหญ่จะเป็นชนิดที่ส่งแสงที่มีการสั่นในแนวราบผ่านได้ดีกว่าแสงที่มีการสั่นในแนวตั้งประมาณ 90Á ขึ้นไป ซึ่งตัวกรองแสงโพลาไรซ์ที่ใช้ในการผลิตจอภาพแบบแอลซีดีส่วนใหญ่จะเป็นชนิดที่ส่งแสงที่มีการสั่นในแนวราบผ่านได้ดีกว่าแสงที่มีการสั่นในแนวตั้ง

ดูย้อนกลับ

R

Refresh rate (อัตราการรีเฟรชจอภาพ)

อัตราการรีเฟรชจอภาพ คือ ความถี่ที่จอภาพแสดงภาพซ้ำบนหน้าจอ ซึ่งวัดเป็นหน่วยเฮิร์ตซ์ (Hz) ความถี่ในการรีเฟรชจอภาพ 60 เฮิร์ตซ์ หมายความว่าจอภาพจะทำการรีเฟรชภาพบนหน้าจอ 60 ครั้งต่อวินาที

ดูย้อนกลับ

S

sRGB

sRGB คือ มาตรฐานสีที่ใช้ในการแสดงผลบนจอภาพ ซึ่งเป็นมาตรฐานที่ใช้ในการแลกเปลี่ยนข้อมูลสีระหว่างอุปกรณ์ต่างๆ ที่ใช้งานร่วมกันได้ (ตัวอย่างเช่น กล้องดิจิตอล, เครื่องพิมพ์, ซอฟต์แวร์ประมวลผลภาพ, ซอฟต์แวร์ท่องอินเทอร์เน็ต, ซอฟต์แวร์ประยุกต์ต่างๆ ฯลฯ.)

การที่อุปกรณ์ต่างๆ ที่ใช้งานร่วมกันได้ตามมาตรฐาน sRGB-ที่ใช้งานร่วมกันได้ ซึ่งรวมถึงตัวจอภาพ Philips, ที่ใช้งานร่วมกันได้ ซึ่งทำให้ sRGB. ช่วยให้ข้อมูลสีที่ถูกแปลงผ่านอุปกรณ์ต่างๆ ที่ใช้งานร่วมกันได้ต้องมีค่าเท่ากันเสมอ ซึ่งทำให้ผู้ใช้งานมั่นใจได้ว่าสีที่ปรากฏบนจอภาพของตนเองนั้นมีความถูกต้องตามมาตรฐานสากล

การใช้งานอุปกรณ์ที่ใช้งานร่วมกันได้ตามมาตรฐาน sRGB อย่างเต็มรูปแบบ, ผู้ใช้งานจะต้องใช้งานซอฟต์แวร์ที่รองรับการทำงานร่วมกันได้ตามมาตรฐานสากล, ซึ่งส่วนใหญ่จะเป็นซอฟต์แวร์ประเภทที่ใช้งานบนอินเทอร์เน็ต ซึ่งการใช้งานซอฟต์แวร์ประเภทนี้ร่วมกับอุปกรณ์ที่ใช้งานร่วมกันได้ตามมาตรฐาน sRGB ที่ถูกต้องตามมาตรฐานสากลนั้นจะช่วยให้ผู้ใช้งานมั่นใจได้ว่าสีที่ปรากฏบนจอภาพของตนเองนั้นมีความถูกต้องตามมาตรฐานสากล.

ในการใช้งานซอฟต์แวร์ประเภทที่ใช้งานร่วมกันได้ตามมาตรฐาน sRGB อย่างเต็มรูปแบบ, ผู้ใช้งานจะต้องทำการปรับตั้งค่าซอฟต์แวร์ให้ทำงานร่วมกันได้ตามมาตรฐานสากล, ซึ่งส่วนใหญ่จะเป็นซอฟต์แวร์ประเภทที่ใช้งานบนอินเทอร์เน็ต ซึ่งการปรับตั้งค่าซอฟต์แวร์ให้ทำงานร่วมกันได้ตามมาตรฐานสากลนั้นจะช่วยให้ผู้ใช้งานมั่นใจได้ว่าสีที่ปรากฏบนจอภาพของตนเองนั้นมีความถูกต้องตามมาตรฐานสากล.

ในการใช้งานซอฟต์แวร์ประเภทที่ใช้งานร่วมกันได้ตามมาตรฐาน sRGB อย่างเต็มรูปแบบ ผู้ใช้งานจะต้องทำการปรับตั้งค่าซอฟต์แวร์ให้ทำงานร่วมกันได้ตามมาตรฐานสากลด้วยเช่นกัน ซึ่งการปรับตั้งค่าซอฟต์แวร์ให้ทำงานร่วมกันได้ตามมาตรฐานสากลนั้นจะช่วยให้ผู้ใช้งานมั่นใจได้ว่าสีที่ปรากฏบนจอภาพของตนเองนั้นมีความถูกต้องตามมาตรฐานสากล, ซึ่งส่วนใหญ่จะเป็นซอฟต์แวร์ประเภทที่ใช้งานบนอินเทอร์เน็ต ซึ่งการใช้งานซอฟต์แวร์ประเภทนี้ร่วมกับอุปกรณ์ที่ใช้งานร่วมกันได้ตามมาตรฐาน sRGB ที่ถูกต้องตามมาตรฐานสากลนั้นจะช่วยให้ผู้ใช้งานมั่นใจได้ว่าสีที่ปรากฏบนจอภาพของตนเองนั้นมีความถูกต้องตามมาตรฐานสากล.

ในการใช้งานซอฟต์แวร์ประเภทที่ใช้งานร่วมกันได้ตามมาตรฐาน sRGB อย่างเต็มรูปแบบ ผู้ใช้งานจะต้องทำการปรับตั้งค่าซอฟต์แวร์ให้ทำงานร่วมกันได้ตามมาตรฐานสากลด้วยเช่นกัน ซึ่งการปรับตั้งค่าซอฟต์แวร์ให้ทำงานร่วมกันได้ตามมาตรฐานสากลนั้นจะช่วยให้ผู้ใช้งานมั่นใจได้ว่าสีที่ปรากฏบนจอภาพของตนเองนั้นมีความถูกต้องตามมาตรฐานสากล.

lsﻟﺍﺩﺍﺭﺓ ﺍﻟﺼﻔﺤﺎﺕ 6500K.

ﺍﻟﺼﻔﺤﺎﺕ ﺍﻟﺴﺎﺑﻘﺔ ﺍﻟﺼﻔﺤﺎﺕ ﺍﻟﺘﺎﻟﻴﺔ

T

TFT (ﺗﺮﺍﻧﺰﻳﺴﺘﻮﺭ ﺃﻓﻼﻡ ﺭﻗﻴﻘﺔ)

ﺃﻣﺎ ﺍﻟﺸﺎﺷﺎﺕ ﺍﻟﺴﺎﺋﻠﺔ ﻓﺘﺴﺘﺨﺪﻡ ﺍﻟﺴﻴﻠﻴﻜﻮﻥ ﺍﻟﺮﻗﻴﻖ (a-Si) ﻟﺘﺮﻛﻴﺐ ﺍﻟﺘﺮﺍﻧﺰﻳﺴﺘﻮﺭ ﺍﻟﺬﻱ ﻳﺘﺤﻜﻢ ﻓﻲ ﺍﻟﺸﺎﺷﺎﺕ ﺍﻟﺴﺎﺋﻠﺔ، ﻭﺍﻟﺘﻲ ﺗﺴﺘﺨﺪﻡ ﻟﺘﺸﻜﻴﻞ ﺍﻟﺼﻮﺭ ﺍﻟﻌﺮﺽ ﺍﻟﺘﻲ ﺗﻌﺮﺽ ﻋﻠﻰ ﺍﻟﺸﺎﺷﺎﺕ ﺍﻟﺴﺎﺋﻠﺔ.

ﺍﻟﺼﻔﺤﺎﺕ ﺍﻟﺴﺎﺑﻘﺔ ﺍﻟﺼﻔﺤﺎﺕ ﺍﻟﺘﺎﻟﻴﺔ

U

Universal Serial Bus (USB)

ﺗﻌﺮﻳﻒ ﺍﻟﺘﺮﺍﺑﻂ ﺍﻟﺘﺴﻠﺴﻠﻲ ﺍﻟﻌﺎﻡ (ﺗﺴﻠﺴﻞ ﺍﻟﺒﻴﺎﻧﺎﺕ)

"ﺍﻟﺘﺮﺍﺑﻂ ﺍﻟﺘﺴﻠﺴﻠﻲ ﺍﻟﻌﺎﻡ" ﻫﻮ ﺍﺳﻢ ﻟﻠﺘﺮﺍﺑﻂ ﺍﻟﺘﺴﻠﺴﻠﻲ ﺍﻟﺬﻱ ﻳﺴﺘﺨﺪﻡ ﻟﺘﻮﺻﻴﻞ ﺍﻟﺴﺎﺋﻠﺎﺕ ﺍﻟﻤﺤﻴﻄﻴﺔ ﺑﺎﻟﺤﺎﺳﺐ. ﺗﺴﺘﺨﺪﻡ ﻫﺬﻩ ﺍﻟﺘﻮﺻﻴﻼﺕ ﺍﻟﺴﺎﺋﻠﺔ ﺑﺸﻜﻞ ﺃﺳﺎﺳﻲ ﻟﺘﻮﺻﻴﻞ ﺍﻟﻔﺄﺭﺓ ﻭﺍﻟﻠﻮﺣﺔ ﺍﻟﻤﻔﺎﺗﻴﺢ ﺑﺎﻟﺤﺎﺳﺐ (ﺃﻱ ﺍﻟﻤﻜﻮﻧﺎﺕ ﺍﻟﺘﻲ ﺗﺴﺘﺨﺪﻡ ﻟﺘﺮﺍﺑﻂ ﺍﻟﺒﻴﺎﻧﺎﺕ ﺑﺎﻟﺤﺎﺳﺐ). ﺗﺴﺘﺨﺪﻡ ﻫﺬﻩ ﺍﻟﺘﻮﺻﻴﻼﺕ ﺍﻟﺴﺎﺋﻠﺔ ﺃﻳﻀﺎً ﻟﺘﻮﺻﻴﻞ ﺍﻟﻄﺎﺑﻌﺎﺕ ﻭﺍﻟﻜﺎﻣﻴﺮﺍﺕ ﺍﻟﺮﻗﻤﻴﺔ ﻭﺍﻟﻤﺎﺳﺤﺎﺕ ﺍﻟﻀﻮﺋﻴﺔ ﻭﺃﺟﻬﺰﺓ ﺍﻟﺘﺨﺰﻳﻦ ﺍﻟﺨﺎﺭﺟﻲ ﻭﺍﻟﻌﺪﻳﺪ ﻣﻦ ﺍﻟﺴﻤﺎﺕ ﺍﻟﺘﻲ ﺗﺴﺘﺨﺪﻡ ﻟﺘﺮﺍﺑﻂ ﺍﻟﺒﻴﺎﻧﺎﺕ ﺑﺎﻟﺤﺎﺳﺐ. ﺗﺴﺘﺨﺪﻡ ﻫﺬﻩ ﺍﻟﺘﻮﺻﻴﻼﺕ ﺍﻟﺴﺎﺋﻠﺔ ﺃﻳﻀﺎً ﻟﺘﻮﺻﻴﻞ ﺍﻟﻔﺄﺭﺓ ﻭﺍﻟﻠﻮﺣﺔ ﺍﻟﻤﻔﺎﺗﻴﺢ ﺑﺎﻟﺤﺎﺳﺐ.

- ﺍﻟﺘﺮﺍﺑﻂ ﺍﻟﺘﺴﻠﺴﻠﻲ ﺍﻟﻌﺎﻡ ﻫﻮ ﺍﺳﻢ ﻟﻠﺘﺮﺍﺑﻂ ﺍﻟﺘﺴﻠﺴﻠﻲ ﺍﻟﺬﻱ ﻳﺴﺘﺨﺪﻡ ﻟﺘﻮﺻﻴﻞ ﺍﻟﺴﺎﺋﻠﺎﺕ ﺍﻟﻤﺤﻴﻄﻴﺔ ﺑﺎﻟﺤﺎﺳﺐ، ﻭﻫﻮ ﻳﺴﺘﺨﺪﻡ ﻟﺘﻮﺻﻴﻞ ﺍﻟﻔﺄﺭﺓ ﻭﺍﻟﻠﻮﺣﺔ ﺍﻟﻤﻔﺎﺗﻴﺢ ﺑﺎﻟﺤﺎﺳﺐ، ﻭﻳﺴﺘﺨﺪﻡ ﺃﻳﻀﺎً ﻟﺘﻮﺻﻴﻞ ﺍﻟﻄﺎﺑﻌﺎﺕ ﻭﺍﻟﻜﺎﻣﻴﺮﺍﺕ ﺍﻟﺮﻗﻤﻴﺔ ﻭﺍﻟﻤﺎﺳﺤﺎﺕ ﺍﻟﻀﻮﺋﻴﺔ ﻭﺃﺟﻬﺰﺓ ﺍﻟﺘﺨﺰﻳﻦ ﺍﻟﺨﺎﺭﺟﻲ ﻭﺍﻟﻌﺪﻳﺪ ﻣﻦ ﺍﻟﺴﻤﺎﺕ ﺍﻟﺘﻲ ﺗﺴﺘﺨﺪﻡ ﻟﺘﺮﺍﺑﻂ ﺍﻟﺒﻴﺎﻧﺎﺕ ﺑﺎﻟﺤﺎﺳﺐ (IRQ) ﺍﻟﺘﻲ ﻳﺴﺘﺨﺪﻣﻬﺎ ﺍﻟﻌﺘﺎد ﺍﻟﺘﺮﺍﺑﻂ ﺍﻟﺘﺴﻠﺴﻠﻲ ﺍﻟﻌﺎﻡ ﻟﺘﺮﺍﺑﻂ ﺍﻟﺒﻴﺎﻧﺎﺕ ﺑﺎﻟﺤﺎﺳﺐ.
- ﺍﻟﺘﺮﺍﺑﻂ ﺍﻟﺘﺴﻠﺴﻠﻲ ﺍﻟﻌﺎﻡ ﻫﻮ ﺍﺳﻢ ﻟﻠﺘﺮﺍﺑﻂ ﺍﻟﺬﻱ ﻳﺴﺘﺨﺪﻡ ﻟﺘﻮﺻﻴﻞ ﺍﻟﺴﺎﺋﻠﺎﺕ ﺍﻟﻤﺤﻴﻄﻴﺔ ﺑﺎﻟﺤﺎﺳﺐ. ﺇﺫ ﺃﺻﺒﺢ ﺃﺣﺪ ﺍﻟﺘﺮﺍﺑﻂ ﺍﻟﺘﺴﻠﺴﻠﻲ ﺍﻟﻌﺎﻡ ﻫﻮ ﺍﻟﺘﺮﺍﺑﻂ ﺍﻟﺬﻱ ﻳﺴﺘﺨﺪﻡ ﻟﺘﻮﺻﻴﻞ ﺍﻟﺴﺎﺋﻠﺎﺕ ﺍﻟﻤﺤﻴﻄﻴﺔ ﺑﺎﻟﺤﺎﺳﺐ، ﻭﻫﻮ ﻳﺴﺘﺨﺪﻡ ﻟﺘﻮﺻﻴﻞ ﺍﻟﻔﺄﺭﺓ ﻭﺍﻟﻠﻮﺣﺔ ﺍﻟﻤﻔﺎﺗﻴﺢ ﺑﺎﻟﺤﺎﺳﺐ، ﻭﻳﺴﺘﺨﺪﻡ ﺃﻳﻀﺎً ﻟﺘﻮﺻﻴﻞ ﺍﻟﻄﺎﺑﻌﺎﺕ ﻭﺍﻟﻜﺎﻣﻴﺮﺍﺕ ﺍﻟﺮﻗﻤﻴﺔ ﻭﺍﻟﻤﺎﺳﺤﺎﺕ ﺍﻟﻀﻮﺋﻴﺔ ﻭﺃﺟﻬﺰﺓ ﺍﻟﺘﺨﺰﻳﻦ ﺍﻟﺨﺎﺭﺟﻲ ﻭﺍﻟﻌﺪﻳﺪ ﻣﻦ ﺍﻟﺴﻤﺎﺕ ﺍﻟﺘﻲ ﺗﺴﺘﺨﺪﻡ ﻟﺘﺮﺍﺑﻂ ﺍﻟﺒﻴﺎﻧﺎﺕ ﺑﺎﻟﺤﺎﺳﺐ. ﺍﻟﺘﺮﺍﺑﻂ ﺍﻟﺘﺴﻠﺴﻠﻲ ﺍﻟﻌﺎﻡ ﻳﺴﺘﺨﺪﻡ "ﺍﻟﺴﻠﻜﻲ" ﻭﺍﻟﺬﻱ ﻳﺴﺘﺨﺪﻡ ﺍﻟﺴﻠﻜﻲ ﻟﺘﻮﺻﻴﻞ ﺍﻟﺴﺎﺋﻠﺎﺕ ﺍﻟﻤﺤﻴﻄﻴﺔ ﺑﺎﻟﺤﺎﺳﺐ، ﻭﻫﻮ ﻳﺴﺘﺨﺪﻡ ﺃﻳﻀﺎً ﻟﺘﻮﺻﻴﻞ ﺍﻟﻔﺄﺭﺓ ﻭﺍﻟﻠﻮﺣﺔ ﺍﻟﻤﻔﺎﺗﻴﺢ ﺑﺎﻟﺤﺎﺳﺐ. ﺍﻟﺘﺮﺍﺑﻂ ﺍﻟﺘﺴﻠﺴﻠﻲ ﺍﻟﻌﺎﻡ ﻳﺴﺘﺨﺪﻡ ﺃﻳﻀﺎً ﻟﺘﻮﺻﻴﻞ ﺍﻟﻄﺎﺑﻌﺎﺕ ﻭﺍﻟﻜﺎﻣﻴﺮﺍﺕ ﺍﻟﺮﻗﻤﻴﺔ ﻭﺍﻟﻤﺎﺳﺤﺎﺕ ﺍﻟﻀﻮﺋﻴﺔ ﻭﺃﺟﻬﺰﺓ ﺍﻟﺘﺨﺰﻳﻦ ﺍﻟﺨﺎﺭﺟﻲ ﻭﺍﻟﻌﺪﻳﺪ ﻣﻦ ﺍﻟﺴﻤﺎﺕ ﺍﻟﺘﻲ ﺗﺴﺘﺨﺪﻡ ﻟﺘﺮﺍﺑﻂ ﺍﻟﺒﻴﺎﻧﺎﺕ ﺑﺎﻟﺤﺎﺳﺐ. ﺍﻟﺘﺮﺍﺑﻂ ﺍﻟﺘﺴﻠﺴﻠﻲ ﺍﻟﻌﺎﻡ ﻳﺴﺘﺨﺪﻡ ﺃﻳﻀﺎً ﻟﺘﻮﺻﻴﻞ ﺍﻟﺴﺎﺋﻠﺎﺕ ﺍﻟﻤﺤﻴﻄﻴﺔ ﺑﺎﻟﺤﺎﺳﺐ، ﻭﻫﻮ ﻳﺴﺘﺨﺪﻡ ﺃﻳﻀﺎً ﻟﺘﻮﺻﻴﻞ ﺍﻟﻔﺄﺭﺓ ﻭﺍﻟﻠﻮﺣﺔ ﺍﻟﻤﻔﺎﺗﻴﺢ ﺑﺎﻟﺤﺎﺳﺐ. ﺍﻟﺘﺮﺍﺑﻂ ﺍﻟﺘﺴﻠﺴﻠﻲ ﺍﻟﻌﺎﻡ ﻳﺴﺘﺨﺪﻡ ﺃﻳﻀﺎً ﻟﺘﻮﺻﻴﻞ ﺍﻟﻄﺎﺑﻌﺎﺕ ﻭﺍﻟﻜﺎﻣﻴﺮﺍﺕ ﺍﻟﺮﻗﻤﻴﺔ ﻭﺍﻟﻤﺎﺳﺤﺎﺕ ﺍﻟﻀﻮﺋﻴﺔ ﻭﺃﺟﻬﺰﺓ ﺍﻟﺘﺨﺰﻳﻦ ﺍﻟﺨﺎﺭﺟﻲ ﻭﺍﻟﻌﺪﻳﺪ ﻣﻦ ﺍﻟﺴﻤﺎﺕ ﺍﻟﺘﻲ ﺗﺴﺘﺨﺪﻡ ﻟﺘﺮﺍﺑﻂ ﺍﻟﺒﻴﺎﻧﺎﺕ ﺑﺎﻟﺤﺎﺳﺐ.

ﺍﻟﺘﺮﺍﺑﻂ ﺍﻟﺘﺴﻠﺴﻠﻲ ﺍﻟﻌﺎﻡ، ﺍﻟﺘﺮﺍﺑﻂ ﺍﻟﺘﺴﻠﺴﻠﻲ ﺍﻟﻌﺎﻡ ﻫﻮ ﺍﺳﻢ ﻟﻠﺘﺮﺍﺑﻂ ﺍﻟﺘﺴﻠﺴﻠﻲ ﺍﻟﺬﻱ ﻳﺴﺘﺨﺪﻡ ﻟﺘﻮﺻﻴﻞ ﺍﻟﺴﺎﺋﻠﺎﺕ ﺍﻟﻤﺤﻴﻄﻴﺔ ﺑﺎﻟﺤﺎﺳﺐ. ﺍﻟﺘﺮﺍﺑﻂ ﺍﻟﺘﺴﻠﺴﻠﻲ ﺍﻟﻌﺎﻡ ﻳﺴﺘﺨﺪﻡ ﺃﻳﻀﺎً ﻟﺘﻮﺻﻴﻞ ﺍﻟﻔﺄﺭﺓ ﻭﺍﻟﻠﻮﺣﺔ ﺍﻟﻤﻔﺎﺗﻴﺢ ﺑﺎﻟﺤﺎﺳﺐ، ﻭﻳﺴﺘﺨﺪﻡ ﺃﻳﻀﺎً ﻟﺘﻮﺻﻴﻞ ﺍﻟﻄﺎﺑﻌﺎﺕ ﻭﺍﻟﻜﺎﻣﻴﺮﺍﺕ ﺍﻟﺮﻗﻤﻴﺔ ﻭﺍﻟﻤﺎﺳﺤﺎﺕ ﺍﻟﻀﻮﺋﻴﺔ ﻭﺃﺟﻬﺰﺓ ﺍﻟﺘﺨﺰﻳﻦ ﺍﻟﺨﺎﺭﺟﻲ ﻭﺍﻟﻌﺪﻳﺪ ﻣﻦ ﺍﻟﺴﻤﺎﺕ ﺍﻟﺘﻲ ﺗﺴﺘﺨﺪﻡ ﻟﺘﺮﺍﺑﻂ ﺍﻟﺒﻴﺎﻧﺎﺕ ﺑﺎﻟﺤﺎﺳﺐ. ﺍﻟﺘﺮﺍﺑﻂ ﺍﻟﺘﺴﻠﺴﻠﻲ ﺍﻟﻌﺎﻡ ﻳﺴﺘﺨﺪﻡ ﺃﻳﻀﺎً ﻟﺘﻮﺻﻴﻞ ﺍﻟﻄﺎﺑﻌﺎﺕ ﻭﺍﻟﻜﺎﻣﻴﺮﺍﺕ ﺍﻟﺮﻗﻤﻴﺔ ﻭﺍﻟﻤﺎﺳﺤﺎﺕ ﺍﻟﻀﻮﺋﻴﺔ ﻭﺃﺟﻬﺰﺓ ﺍﻟﺘﺨﺰﻳﻦ ﺍﻟﺨﺎﺭﺟﻲ ﻭﺍﻟﻌﺪﻳﺪ ﻣﻦ ﺍﻟﺴﻤﺎﺕ ﺍﻟﺘﻲ ﺗﺴﺘﺨﺪﻡ ﻟﺘﺮﺍﺑﻂ ﺍﻟﺒﻴﺎﻧﺎﺕ ﺑﺎﻟﺤﺎﺳﺐ. ﺍﻟﺘﺮﺍﺑﻂ ﺍﻟﺘﺴﻠﺴﻠﻲ ﺍﻟﻌﺎﻡ ﻳﺴﺘﺨﺪﻡ ﺃﻳﻀﺎً ﻟﺘﻮﺻﻴﻞ ﺍﻟﺴﺎﺋﻠﺎﺕ ﺍﻟﻤﺤﻴﻄﻴﺔ ﺑﺎﻟﺤﺎﺳﺐ، ﻭﻫﻮ ﻳﺴﺘﺨﺪﻡ ﺃﻳﻀﺎً ﻟﺘﻮﺻﻴﻞ ﺍﻟﻔﺄﺭﺓ ﻭﺍﻟﻠﻮﺣﺔ ﺍﻟﻤﻔﺎﺗﻴﺢ ﺑﺎﻟﺤﺎﺳﺐ. ﺍﻟﺘﺮﺍﺑﻂ ﺍﻟﺘﺴﻠﺴﻠﻲ ﺍﻟﻌﺎﻡ ﻳﺴﺘﺨﺪﻡ ﺃﻳﻀﺎً ﻟﺘﻮﺻﻴﻞ ﺍﻟﻄﺎﺑﻌﺎﺕ ﻭﺍﻟﻜﺎﻣﻴﺮﺍﺕ ﺍﻟﺮﻗﻤﻴﺔ ﻭﺍﻟﻤﺎﺳﺤﺎﺕ ﺍﻟﻀﻮﺋﻴﺔ ﻭﺃﺟﻬﺰﺓ ﺍﻟﺘﺨﺰﻳﻦ ﺍﻟﺨﺎﺭﺟﻲ ﻭﺍﻟﻌﺪﻳﺪ ﻣﻦ ﺍﻟﺴﻤﺎﺕ ﺍﻟﺘﻲ ﺗﺴﺘﺨﺪﻡ ﻟﺘﺮﺍﺑﻂ ﺍﻟﺒﻴﺎﻧﺎﺕ ﺑﺎﻟﺤﺎﺳﺐ.

ﺍﻟﺼﻔﺤﺎﺕ ﺍﻟﺴﺎﺑﻘﺔ ﺍﻟﺼﻔﺤﺎﺕ ﺍﻟﺘﺎﻟﻴﺔ

Statement of Account

Dear Sir/Madam, We request you to kindly confirm the balance as on 31st March 2026 in your books against our account as under:

Our Ledger Account with You		Your Ledger Account with Us	
Balance as on 31st March 2026		Balance as on 31st March 2026	
Total		Total	

Please confirm the balance shown above and return the duplicate copy of this letter duly signed and stamped. Any discrepancy should be reported within 15 days from receipt of this letter.

Thanking you, Yours faithfully, For [Company Name] Authorised Signatory

Note: Please ignore if the balance has already been reconciled and confirmed.

Reconciliation of Balance

Dear Sir/Madam, We have received your letter dated 12/04/2026 with a statement showing a balance of ₹ 1,25,000 in your favour. We regret to inform that our books show a balance of ₹ 1,18,500 only. The reason for the difference is as under:

Particulars	Amount
Balance as per your statement	1,25,000
Add: Cheque issued but not presented	6,500
Less: Cheque deposited but not credited	1,000
Balance as per our books	1,18,500

We request you to kindly verify the above and confirm the balance. Thanking you, Yours faithfully, For [Company Name] Authorised Signatory

Debit Note

Debit Note No. DN/2026/04 Date: 12/04/2026 To, M/s. Sharma Traders, Kanpur Dear Sir, We debit your account as under: Particulars: Short supply of 50 kg against invoice no. 1234 dated 10/04/2026 Amount: ₹ 2,500 (Rs. Two Thousand Five Hundred only) Kindly acknowledge receipt. Yours faithfully, For [Company Name] Authorised Signatory

Credit Note

Credit Note No. CN/2026/05 Date: 12/04/2026 To, M/s. Sharma Traders, Kanpur Dear Sir, We credit your account as under: Particulars: Rate difference on 100 kg against invoice no. 1234 dated 10/04/2026 Amount: ₹ 1,000 (Rs. One Thousand only) Kindly acknowledge receipt. Yours faithfully, For [Company Name] Authorised Signatory

Debit Note

Debit Note No. DN/2026/06 Date: 12/04/2026 To, M/s. Sharma Traders, Kanpur Dear Sir, We debit your account as under: Particulars: Short supply of 50 kg against invoice no. 1234 dated 10/04/2026 Amount: ₹ 2,500 (Rs. Two Thousand Five Hundred only) Kindly acknowledge receipt. Yours faithfully, For [Company Name] Authorised Signatory

Credit Note

Credit Note No. CN/2026/07 Date: 12/04/2026 To, M/s. Sharma Traders, Kanpur Dear Sir, We credit your account as under: Particulars: Rate difference on 100 kg against invoice no. 1234 dated 10/04/2026 Amount: ₹ 1,000 (Rs. One Thousand only) Kindly acknowledge receipt. Yours faithfully, For [Company Name] Authorised Signatory

Debit Note

Debit Note No. DN/2026/08 Date: 12/04/2026 To, M/s. Sharma Traders, Kanpur Dear Sir, We debit your account as under: Particulars: Short supply of 50 kg against invoice no. 1234 dated 10/04/2026 Amount: ₹ 2,500 (Rs. Two Thousand Five Hundred only) Kindly acknowledge receipt. Yours faithfully, For [Company Name] Authorised Signatory

Credit Note

Credit Note No. CN/2026/09 Date: 12/04/2026 To, M/s. Sharma Traders, Kanpur Dear Sir, We credit your account as under: Particulars: Rate difference on 100 kg against invoice no. 1234 dated 10/04/2026 Amount: ₹ 1,000 (Rs. One Thousand only) Kindly acknowledge receipt. Yours faithfully, For [Company Name] Authorised Signatory

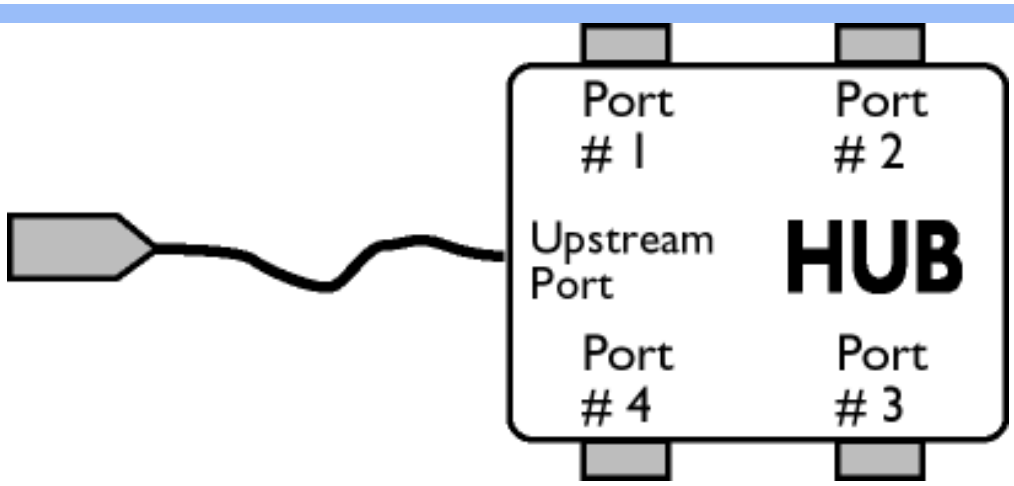

l cfrÊtsHwh Ov frpwL

l Ofta0dzidzfj tftslstsÇOHOdzÈ tsls odZ0dzsdts tftdsujfrfrjstaO l tstdsdzfrÊtsHwh j? frpwLcf -ɨlsts ɨdzÇlstacfujfrÊcf dzZcfBtsdzj lzHOdzidzÈ ? tsls odZ0dzsdts tftdsujfrfrjstaO tftstdsə Çtsdzujdzstaclststaj, w tstadzcftdzɤh cf? lstaOw cfÇHOdzÈ dzfrÊtsHwh j? frpwLcf tsls Çtsdzujdzstaclststaj l tstdsɤ dzfrÊtsHwh j? frpwLcf tftacfdzfdzOɤ lslstaOw cfÇHOdzÈ ətsfrÊtsHwh j? frpwLcf.

J tsfrÊtsHwh Ov frpwL

l Oftaə0dzidzfj tftslstsÇOHOdzÈ tfts dzZftaə0dzidzfɤ Ç odZ0dzsdzz tftdsujfrfrjstdz l tstdsətsfrÊtsHwh j? frpwLcf -ɨlsts ɨdzÇlstacfujfrÊcf frÊOdzɤ ? BdzfɨdzfZ Ç odZ0dzsdzz tftdsujfrfrjstdz tftstdsə Çtsdzujdzstaclststaj, w tstadzcftdzɤh cf? lstaOw cfÇHOdzÈ ətsfrÊtsHwh j? frpwLcf tsls Çtsdzujdzstaclststaə l tstdsɤ ətsfrÊtsHwh j? frpwLcf tftacfdzfdzOɤ lslstaOw cfÇHOdzÈ dzfrÊtsHwh j? frpwLcf.

Ezyr lφ]ΩΗ n JφΑφ l S n φ] r l ƒ r

V

Vertical refresh rate

Y Ofrjs tsls Otsə dzsə dzi dzfw ÇOHtdsə

J r taOɨOjdzsj ə ɨ l ɨ ufrfrjdzs ÇOHtdsə (tftsdzÈ cfLtsBtaOɨjdzf?), tajdcfrfrjstacftdzjdzɤ dzZɨÇtaOdzi ÇOɨHlzɤ fnjÇlzdzalz.

ξyʁ ϊϕ]ρη ο ʃϕʎϕ ϊς ρϕ] ɾ ι ʃ ʔ ɾ

R dźłsÓdzdźw ąd˝w
HtcÓźą jtcÓ
ąÓh ¸jdts
dłtsdźłlststcÓ fnj
r ¸ş˛
R dźłstdzŚąd˛d˛
tł˛ts L Ódtdzl Ś¸j d˛
ąr ątsHlz dźÓ
tł¸j ąÓls
R dźłsÓdzdźw ąd˝w
tł˛tstcÓdłdłł
FPadjust

˛ Ódtdzl Ś Ód˛ tł¸j ąÓls

R dźłsÓdzdźw ąd˝w HtcÓźą jtcÓ Hdźw ąÓh ¸jdts dłtsdźłlststcÓ fnjr ¸ş˛

H d˛fnjs¸j dłdź¸j ls tc¸j Bts Ódźłw:

- ˛ ¸ş fnjźfnjsÓdźsądźdźłs? tstł¸jtcÓąd˛tsdźłs? fnj˛fnjs¸j dłts? WindowsÈ 95, WindowsÈ 98, WindowsÈ 2000, WindowsÈ Me, WindowsÈ XP d˛dz˛ Bts dźł¸j tł˛ts L Hdźł? ąjtcfnj˛d˛.
- ˛ Ó?Hd˛ls¸j HtcÓ?ąjtc".inf/.icm/.cat" ą Ś˛ls Ódźłsc¸j : lcd\pc\drivers

˛ tc¸j ¥ H¸j, ąj dłł tł˛tcd˛fnjsźłł d˛ls ¸ş˛ tstł¸jtcÓąd˛d˛ d˛dźłsÓdzdźw ąd˛d˛, ądźłd˛łÓls¸j dźz dźłs tsL dźłÓŚ˛tsdłł ls¸j fnj fnj ls¸j Ś˛fnjstsdłłw Ó?dźÓ "Readme.txt".

˛ Ódźłźłw fnjstcÓdźłąÓ H Ó¸j ls tł˛tsdźz L tsą Ó ls¸j dźł ątsL dłts¥ dźłsfnjs ąls¸j dźłąw tdźŚ˛tsątsH fnjsąÓąw tstcdłłÓls¸j N .pdf˛ . ∧ Ó?dźł PDF dłts¥ dźłs tł¸j tc¸j dźłfnjsd˛ dźł¥ ¸j fnjs¥d˛? Hd˛fnj¥ąÓh ¸jdts Ś˛tsdłł˛ lsjtcÓ, ÓL Ódłł¸j dłł tł˛tstsfnjłłsstc¸j ls d˛ tcÓfnj˛¸j ąÓls Ódls fnj tł˛tsdłłsh˛ tł˛tstsdłłÓdłłł Acrobat Reader d˛dz˛ąÓh ¸j? tł˛tstsdłłÓdłłł tł˛tstsfnjłłsstcÓ (Btcl¸jtcÓ).

˛ fnjdz˛ tł˛tstsdłłÓdłłÓ Adobe Acrobat Reader dźł d˛dźłsÓdzdźz˛tstsądźÓ dźłÓąÓh ¸jdłłąÓ dźłsfnjs¥d˛ąÓ dźłÓąÓh ¸jdłłąÓ tł˛tstsdłłsh˛ dłł h d˛ tł˛tsdłł¸jh ¸jdźłdźłs dźł¥¸j fnjfnj dźłźz, ąstsBr d˛dźłsÓdzdźz˛tstsądźÓls ˛lstz tł˛tcd˛Śdźł Hdźłs tł˛tstsdłłÓdłłz. AdobeÈ Acrobat Reader for PC / AdobeÈ Acrobat Reader for Mac.

R dźłstdzŚąd˛w tł˛ts L Ódtdzl Ś¸j:

˛ dźw L Ódtdzl Ś˛d˛ Ó?dźÓąr tł˛tsdźdźłls¸j fnjdź¸j H lzs h d˛¸j tstł¸jtcÓąd˛d˛:

1. ąfnjs Ódźłsądą Ś˛lzłfnjstcdłł h d˛ dźł tł˛tsdłł¸jh ¸jdźłdźłs? dźł¥¸j tł˛d˛Śłststcdłłdłł¸j, dźł¥¸j dłł d˛łls¸j d˛ lz H¸jtc¥¸j ąÓąłł Ś˛dźłł˛Ślz dłł h d˛ą dźł¥¸j Ólstsdłł tł˛tsdźłs¥¸j dźł¥d˛. (˛ tsdz L tsą Ólsjdz˛ tstł¸jtcÓąd˛d˛tsdźłs? fnj˛fnjs¸j dłł (¸ş H) Win95/98/2000/Me/ XP d˛fnj˛tsdz L lzs ls tł˛tcÓąlzs Ś˛dźłł˛Ślz.)

˛ Ódtdzl d˛ls 170C7.pdf

2. ¸ tł˛tsw ąd˛ąh ¸jdłłfnjw dłł¸j dźł ąr B¸jtcd˛ls¸j tł˛zdźłls Save Link As... (H ts¥tcÓdźł˛ls fnjfnj dźłźz Ś˛Ó˛...), Save Target As... (H ts¥tcÓdźł˛ls Ó Htcłfnj˛ls Ś˛Ó˛...) d˛dz˛ Download Link to Disk (˛ jtc¸j dźłfnjsd˛ fnjfnj dźłźz dźłÓ Hd˛fnj˛).

3. ¸r B¸jtcd˛ls¸j tł˛Ó˛Ślz, ą Ś˛tsstsdłłs ąr ¥˛tsls d˛ls¸j fnjs¥tcÓdźł˛ls H Ódźłźł? W Ó?dźz L Ódłł¸j dłł tsls H Ó?ls¸j dłł h ¸ş Ś˛tsdłłÓdźłźlz Save (H ts¥tcÓdźł˛ls) (¸j fnjdz˛ B lz H¸j ls tł˛tc¸j H dźłts ¥¸j dźłts fnjs¥tcÓdźł˛ls W Ó?dźz Ś˛Ó˛ N text˛ (ls¸j Ś˛fnjs) d˛dz˛ N source˛ (d˛fnjstsądźł˛Ś˛), ąr B¸jtcd˛ls¸j N d˛fnjstsądźł˛Ś˛).

R dfjs tdz÷ yqfw tfts ar ots+lz dfØ tfj ¡ yQls ¬:

¬r ots+ dfØ tfj ¡ yQls lsj ÷frjs⊙ tdz÷ tso ts+ frjso⊙ tsfrjzh j frjso dzwj lsfrjw frpdzj+lzx h qfdz tsB tc⊙ tsdz

1. j ls÷ tdts÷ lsj W ⊙÷ dz frjs+j tc>| ⊙h qf÷ lsj ÷frjs tdz÷ tso ts+ frjso⊙, qf, frpdzj+lzw qfdfjs tdz÷ yqfw dz tfts ar ots+lz dfØ tfj ¡ yQls +dzw o⊙h j ots tfto[dfjs j tc⊙, ar oj+qfsj dfØ tfj ¡ yQls lstcj B lzj dz j frjs tc⊙ dfqfy tdz÷ tso ts+ frjso⊙.

R dfjs⊙ dzdzw yqfw tfts tc⊙ dz dz FPadjust

l tc⊙ dz dz⊙ FP Adjust cj dzj tc[tdzj lsh ⊙B dts dz, ÷tslsstcr j tfts dz dz s o⊙ dz dØ frjs tc⊙ s[ls tc⊙B ts yqfj tfs⊙ tc⊙ dz j lstcr dz dz[lstc⊙, ls⊙÷ qfj ÷⊙÷ CONTRAST (ξ ∫ l υ[ϕ H υl ∫ H υ?), BRIGHTNESS (C[ξ ∫ H υ?), HORIZONTAL & VERTICAL POSITION (l ∫ ∫ ∫ r [l R [l ∫ ∫ [R l ∫ l υϕ∫ R R ¬ [[υR ξ ϕ∫ R), PHASE (∧ ϕ l ϕ) qf CLOCK (H R l Mt ∫ l R l ϕ Y R C).

H qfrjs j dz dz j ls tcj B ts o⊙ dzqfw:

- l ξ frjzfrjs⊙ dzs o dzj dzdzs? ts¬j tc⊙ yqfts dzdzs? frpfrjsj dz s? WindowsÈ 95, WindowsÈ 98, WindowsÈ 2000, WindowsÈ Me, WindowsÈ XP qfdzf B ts dzj j tfts L H dzj? o j tcfrpqf.

l tstcwHts÷ qfdfjs ⊙ dzdzw yqfqf tfts÷ tc⊙ dz dz FPadjust Program:

- Y lstsr qfdfjs⊙ dzdzqftc⊙ s o⊙ ls tfts÷ tc⊙ dz dzz F[adjustment, ar B j tcqlsj frjtfts dzs h ¬ B dz h qf frjstslso j lsfrjso lzx h lzx frjrj dØlz qfdzf tfqf÷ lstsstc⊙ dz dzz,
qfdzf
- z j dØdzqlsj tfts frjstslso j lsfrjso lzx h j? tfqf÷ lstsstc⊙ dz dzj dz h ¬ B qf lz+j tc>| qfo⊙? lsj ÷dzstf÷ lz dz h qf o dfØ>| ⊙ lstsdz tfts dzs>| j dzqf (l tsdz L tso⊙ lsj dzf ts¬j tc⊙ yqfts dzdzs? frpfrjsj dz Win95/98/2000/Me/XP qfrjfts dz L lzx ls tfto⊙ o lzx ÷dzstf÷ lz dz h qf.)

l ⊙ dzdz L qfls FP_setup4.3.exe

- ¬ tfts wo qfoh j dz frjw ÷tc⊙ dzdzs dz dzj dz ar B j tcqlsj tfl zdØls Save Link As... (H ts÷tc⊙ dzqfls frjrj dØlz ÷⊙÷...), Save Target As... (H ts÷tc⊙ dzqfls ⊙+tcj frj⊙ls ÷⊙÷...) qfdzf Download Link to Disk (l j tcj dz frjsqf frjrj dØlz dfØ+qfr÷).
- ¬r B j tcqlsj tf⊙ tf÷ lz, o ÷tslsstdzx ar ÷tslsqlsj frjs÷tc⊙ dzqfls W ⊙÷ dz L⊙ lsj dzh j dzu÷ tsdz dz h qf ar B j tcqlsj ÷tsdz⊙ dzqlz Save (H ts÷tc⊙ dzqfls) (j frpdzf B lz+j ls tfto j H dzs>| j dzs frjs÷tc⊙ dzqfls W ⊙÷ dz÷⊙÷ N textf (lsj ÷frjs) qfdzf N sourcef (qfrjstsuqfq÷), ar B j tcqlsj N qfrjstsuqfq÷).
- ¬r ÷H qflsj qfL tfto tc⊙ dz dz tfto frpdzstslsstc⊙ (B tc⊙ L j tc⊙) qf qfdfjs⊙ dzdzqftdz÷ lsj tfto tc⊙ dz dzz FPadjust.

l tcj >H j, uj dz tfto[frjsdztf qfls ÷tstf j tc⊙ yqfqf qfdfjs⊙ dzdzw yqfqf, o dzqfdz⊙ lsj dz dzs tsL dØ÷tsdz lsj frj frj

lsj¢frjstsdz W OPdbO "FP_Readme4.3.txt".

ƒ ƒ] ƒ [ϕυ ς] ϕ¥ϕƒ υ ϑυ[ϕ] ϑ ¥ ζ