

Philips
LED Display

140 cm (55")

BDL5550EL



Deliver your marketing messages in style

with this sleek LED display

Maximising your content delivery whilst lowering your TCO has never been so easy or stunning. This 55" display offers gorgeous full HD picture quality with lower power consumption thanks to the edge LED backlight.

Lower total cost of ownership

- SmartPower for energy saving

Operational flexibility

- Edge LED Backlight
- Many Functions. One Wire
- DVI Daisy Chain
- Network Controllability: RJ45
- Smart Control Software Suite
- VGA Loophrough
- Enhanced zoom feature supports tiled matrix applications
- Portrait mode operability
- Smart insert in the backcover to place a small pc
- Remote Management and Configuration via RS232
- IR Passthrough

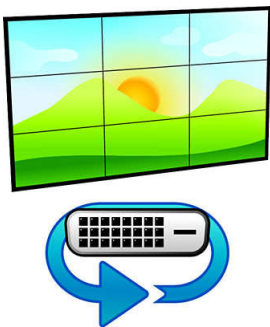
PHILIPS

Highlights

Edge LED Backlight

Experience an even dispersion of light with cutting edge LED technology. White LED's (light emitting diodes) are positioned around the rim of the panel to give a more even spread of light. This results in even lower power consumption, less heat to dissipate, and a true, uniform color range.

DVI Daisy Chain



Create a digital video wall of up to 150 displays in a 15 x 10 configuration with a DVI daisy chain. Simply connect the DVI Out port to a DVI in of another display to create the most stunning video wall experience around.

One Wire

Take full control of your display by running all operational commands as well as your video signal through just one single HDMI cable. This unique feature makes it so much easier and more convenient to ensure the smooth running and maintenance of your display. Consumer Electronics Control (CEC) commands make finding out vital information about your display absolute child's play.

Smart Control

Control and manage all of the signage displays on your network with this powerful software tool which allows you to change the settings of your display centrally via an RJ45 or RS232 connection. Smart Control allows you to set the video input, modify the color settings, set the display's ID when creating video walls and even diagnose each display's status, giving you all the power you need to manage your displays from one central location.


Smart Insert

Professional PC's are part of most public signage installations. Quite often they increase the overall depth to the display and cause a lot of cable clutter. So we have designed this display with Smart insert in the back cover which is ideal for the integration of a professional small form factor PC. On top of that, the cable management system offers a great solution to keep your cables neat and professional looking.

VGA Loopthrough

Connect multiple displays to create a video wall of up to 150 displays via a VGA daisy chain thus enhancing your visual experience. With no additional hardware required, they are as simple to install as they are captivating to your audience.

SmartPower



The backlight intensity can be controlled and pre-set by the system to reduce the power

consumption by up to 50%, which saves substantially on energy costs.

RJ45

Simple management of your display is available thanks to the introduction of a LAN (RJ45) port. You can configure each display or find out the status of each device quickly and conveniently via an RJ45 connection.

Portrait mounting possible

This display is also able to be safely and reliably mounted in portrait position.

Remote Management:: RS232

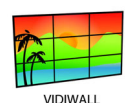

Remote Management allows the user to control and adjust the displays remotely via the RS232 protocol. Using CEC commands, you are able to have full control over all the displays in your signage network at any time.

Zoom function for tiled matrix

The internal zoom function enables easy implementation of a video wall matrix, without the need for expensive external equipment. Capable of many different configurations, creating a stunning video wall has become simplicity itself.

IR Passthrough

Control all displays in your signage network through one single remote control, via the primary display. Simple and convenient, this means you don't have to worry about other displays changing configuration settings when using your remote control unit.



Specifications

Picture/Display

- Aspect ratio: 16:9
- Panel resolution: 1920x1080p
- Pixel pitch: 0.21 x 0.63 mm
- Brightness: 450 cd/m²
- Display colors: 1.07 billion
- Contrast ratio (typical): 4000:1
- Response time (typical): 6.5 ms
- Viewing angle (horizontal): 178 degree
- Viewing angle (vertical): 178 degree
- Picture enhancement: 3/2 - 2/2 motion pull down, 3D Combfilter, 3D MA deinterlacing, Dynamic contrast enhancement, Motion compens. deinterlacing

Connectivity

- PC: RJ45, VGA-in D-Sub 15HD, VGA-out D-Sub 15HD, RS232 D-Sub9, RS232 D-sub9 output, 3.5 mm PC audio input x1
- AV input: Audio (L/R) x1, Component (BNC) x1, DVI-D x1
- Other connections: Display Port, DVI Out, HDMI, AC-out

Convenience

- Placement: Landscape, Portrait
- Picture in picture: PBP, PIP, POP
- Tiled Matrix: Up to 5 x 5
- Keyboard control: Hidden, Lockable
- Signal loop through: DVI, VGA, RS232, IR Loopthrough
- Ease of installation: AC Out, Carrying Handles, Smart Insert
- OSD Languages: Dutch, English, French, German, Italian, Polish, Portuguese, Russian, Simplified Chinese, Spanish, Swedish, Turkish
- Energy saving functions: Smart Power
- Other convenience: Carrying handles
- Network controllable: RJ45, RS232, HDMI (One Wire)
- Packaging: Reusable box

Sound

- Built-in speakers: 2 x 10W RMS

Power

- Power supply: 90-264 VAC, 50/60 Hz

- Consumption (On mode): TBD
- Standby power consumption: <0.5W

Supported Display Resolution

- Computer formats: 1920 x 1200, 60Hz, 1920 x 1080, 60Hz, 1600 x 1200, 60Hz, 1440 x 900, 60Hz, 1366 x 768, 60Hz, 1360 x 768, 60Hz, 1280 x 1024, 60Hz, 1280 x 800, 60Hz, 1280 x 768, 60Hz, 1024 x 768, 60Hz, 800 x 600, 60, 72, 75Hz, 640 x 480, 60, 67, 72, 75Hz
- Video formats: 1080i, 50, 60Hz, 1080p, 50, 60Hz, 480i, 60Hz, 480p, 60Hz, 576i, 50Hz, 576p, 50Hz, 720p, 50, 60Hz

Dimensions

- Bezel thickness: 15.8 mm
- Set width (with stand): 1244.4 mm
- Set height (with stand): 770.6 mm
- Set Width: 1244.4 mm
- Set depth (with stand): 400 mm
- Set Height: 715.2 mm
- Set Depth: 69 mm
- Wall Mount: 400 x 400, 400 x 200, 200 x 200
- MTBF: 60,000 hrs
- Set weight: 30.6 kg

Operating conditions

- Temperature range (operation): 0 - 40 °C
- Relative humidity: 5 - 90 %

Accessories

- Included accessories: AC Power Cord, Batteries for remote control, Quick start guide, Remote Control, User manual on CD-ROM, VGA cable
- Stand: BM05462 Optional

Miscellaneous

- On-Screen Display Languages: English, French, German, Polish, Russian, Simplified Chinese, Spanish, Turkish
- Warranty: 3 year warranty
- Regulatory approvals: CE, FCC, Class B, UL/cUL, CCC, C-Tick, RoHS, CSA, GOST, BSMI, EPEAT

Packaging dimensions

- EAN: 87 12581 64633 2
- Number of products included: 1
- Packaging type: Carton



Issue date 2024-03-25

Version: 1.2.1

EAN: 87 12581 64633 2

© 2024 Koninklijke Philips N.V.
All Rights reserved.

Specifications are subject to change without notice.
Trademarks are the property of Koninklijke Philips N.V.
or their respective owners.

www.philips.com