PHILIPS

Philips LCD Monitor Electronic User's Manual

ÿ ÿ ÿ

- ความชื้นสัมพัทธ์ 20-80%

ข้อมูลเพิ่มเติม:

- ระวังไม่ให้ถูกแสงแดดโดยตรงหรือแสงไฟที่มีความร้อนสูงส่องถึง
- ไม่ควรวางในสถานที่ที่มีความชื้นสูง ฝุ่นมาก หรือมีการสั่นสะเทือนมาก (หากมีการสั่นสะเทือนเกิดขึ้นอาจทำให้เกิดความเสียหายต่อชิ้นส่วนภายในได้)
- หากมีควันหรือเสียงผิดปกติออกมาจากตัวเครื่อง ให้ปิดเครื่องทันทีและติดต่อศูนย์บริการซัมซุงทันที
- ไม่ควรพยายามซ่อมแซมด้วยตนเอง ควรติดต่อช่างผู้เชี่ยวชาญหรือศูนย์บริการซัมซุงเท่านั้น

ไม่ควรเก็บสารเคมีหรือวัตถุที่ติดไฟได้ง่ายไว้ใกล้เครื่อง, ไม่ควรใช้ผ้าชุบน้ำเช็ดทำความสะอาดตัวเครื่องขณะที่เปิดใช้งาน, ควรถอดปลั๊กเมื่อไม่ใช้งานเป็นเวลานาน, ควรเก็บรักษาเครื่องในสภาพแวดล้อมที่เหมาะสมตามที่ระบุไว้ข้างต้น

ลิขสิทธิ์ © 2004 Samsung Electronics Co., Ltd. สงวนลิขสิทธิ์

ڭتەكىلىشىنىڭ قىسقىچە تەسۋىرى
ئۇنىڭدىن كېيىنكى تەرەققىيات

R دەرىجىلىك تىزىملىك ئۇقۇغۇچىلار ئۈچۈن تەسۋىرلەش

ڭتەكىلىشىنىڭ قىسقىچە تەسۋىرى

ئۇ كۆپلەپ ئىشلىتىلىدىغان تەرەققىيات ئورنىدا Philips فىرما ئىشلەپچىقارغان ئەڭ يېڭى ئەۋلاد ئۇچۇرلۇق تېخنىكا ئۈسكۈنىسى بولۇپ، ئۇ ئەسلىدە ئۇچۇرلۇق تېخنىكا ساھەسىدىكى ئىلىم-پەن تەتقىقاتچىلىرى ۋە ئىنژېنېرلارنى ئۆز ئىچىگە ئالغان بىر گۇرۇپپا تەرەققىيات قىلغان. ئۇ ئەسلىدە ئۇچۇرلۇق تېخنىكا ساھەسىدىكى ئىلىم-پەن تەتقىقاتچىلىرى ۋە ئىنژېنېرلارنى ئۆز ئىچىگە ئالغان بىر گۇرۇپپا تەرەققىيات قىلغان.

ئۇ تۆۋەندىكى ئالاھىدىلىكلەرگە ئېگە:

- ئەڭ يېڭى ئۇچۇرلۇق تېخنىكىسى ئۇچۇرلۇق ئالماشتۇرۇش ئۈچۈن ئىشلىتىلىدىغان ئەڭ ئىلغار ئۇسۇل بولۇپ، ئۇچۇرلۇق تېخنىكىسىنىڭ ئەڭ يېڭى ئۇتۇقلىرىنى ئۆز ئىچىگە ئالىدۇ. ئۇ ئىلىم-پەن تەتقىقاتچىلىرى ۋە ئىنژېنېرلارنىڭ ئۇچۇرلۇق تېخنىكىسىنى ئىشلەپچىقىرىش ۋە قوللانغان ئەمەلىي تەجرىبىسى ئاساسىدا ئىشلەنگەن بولۇپ، ئۇ ئۇچۇرلۇق تېخنىكىسىنىڭ ئەمەلىي ئېھتىياجىغا ماس كېلىدۇ.
- ڭتەكىلىشىنىڭ قىسقىچە تەسۋىرى ئەسلىدە ئۇچۇرلۇق تېخنىكىسىدىكى ئىلىم-پەن تەتقىقاتچىلىرى ۋە ئىنژېنېرلارنىڭ ئۇچۇرلۇق تېخنىكىسىنى ئىشلەپچىقىرىش ۋە قوللانغان ئەمەلىي تەجرىبىسى ئاساسىدا ئىشلەنگەن بولۇپ، ئۇ ئۇچۇرلۇق تېخنىكىسىنىڭ ئەمەلىي ئېھتىياجىغا ماس كېلىدۇ.
- ئەڭ يېڭى ئۇچۇرلۇق تېخنىكىسى. ئۇ ئىشلىتىلىدىغان تېخنىكا ئەڭ يېڭى ئۇچۇرلۇق تېخنىكىسىنى ئۆز ئىچىگە ئالىدۇ، ئەمەلىي ئېھتىياجقا ماس كېلىدۇ، ئىشلەپچىقىرىش ۋە قوللانغان ئەمەلىي تەجرىبىگە ئاساسلانغان.
- ئۇنىڭدىن كېيىنكى تەرەققىيات. ئۇ ئىشلىتىلىدىغان تېخنىكا ئۇچۇرلۇق تېخنىكىسىنىڭ ئەڭ يېڭى ئۇتۇقلىرىنى ئۆز ئىچىگە ئالىدۇ، ئۇچۇرلۇق تېخنىكىسىنىڭ ئەمەلىي ئېھتىياجىغا ماس كېلىدۇ، ئىشلەپچىقىرىش ۋە قوللانغان ئەمەلىي تەجرىبىگە ئاساسلانغان.
- ئەڭ يېڭى ئۇچۇرلۇق تېخنىكىسى ئۇچۇرلۇق تېخنىكىسىدىكى ئىلىم-پەن تەتقىقاتچىلىرى ۋە ئىنژېنېرلارنىڭ ئۇچۇرلۇق تېخنىكىسىنى ئىشلەپچىقىرىش ۋە قوللانغان ئەمەلىي تەجرىبىسى ئاساسىدا ئىشلەنگەن بولۇپ، ئۇ ئۇچۇرلۇق تېخنىكىسىنىڭ ئەمەلىي ئېھتىياجىغا ماس كېلىدۇ.
- ئەڭ يېڭى ئۇچۇرلۇق تېخنىكىسى ئۇچۇرلۇق تېخنىكىسىدىكى ئىلىم-پەن تەتقىقاتچىلىرى ۋە ئىنژېنېرلارنىڭ ئۇچۇرلۇق تېخنىكىسىنى ئىشلەپچىقىرىش ۋە قوللانغان ئەمەلىي تەجرىبىسى ئاساسىدا ئىشلەنگەن بولۇپ، ئۇ ئۇچۇرلۇق تېخنىكىسىنىڭ ئەمەلىي ئېھتىياجىغا ماس كېلىدۇ.
- ئەڭ يېڭى ئۇچۇرلۇق تېخنىكىسى ئۇچۇرلۇق تېخنىكىسىدىكى ئىلىم-پەن تەتقىقاتچىلىرى ۋە ئىنژېنېرلارنىڭ ئۇچۇرلۇق تېخنىكىسىنى ئىشلەپچىقىرىش ۋە قوللانغان ئەمەلىي تەجرىبىسى ئاساسىدا ئىشلەنگەن بولۇپ، ئۇ ئۇچۇرلۇق تېخنىكىسىنىڭ ئەمەلىي ئېھتىياجىغا ماس كېلىدۇ.
- ئۇ Philips، تەتقىقات ۋە ئىشلەپچىقىرىش ئارقىلىق ئۇچۇرلۇق تېخنىكىسىنىڭ ئەڭ يېڭى ئۇتۇقلىرىنى ئۆز ئىچىگە ئالىدۇ، ئەمەلىي ئېھتىياجقا ماس كېلىدۇ، ئىشلەپچىقىرىش ۋە قوللانغان ئەمەلىي تەجرىبىگە ئاساسلانغان بولۇپ، ئۇ ئۇچۇرلۇق تېخنىكىسىنىڭ ئەڭ يېڭى ئۇتۇقلىرىنى ئۆز ئىچىگە ئالىدۇ.
- ئۇ ئەمەلىي ئېھتىياجقا ماس كېلىدۇ. ئۇ ئىشلىتىلىدىغان تېخنىكا ئەمەلىي ئېھتىياجقا ماس كېلىدۇ، ئىشلەپچىقىرىش ۋە قوللانغان ئەمەلىي تەجرىبىگە ئاساسلانغان.
- ئۇنىڭدىن كېيىنكى تەرەققىيات. ئۇ ئىشلىتىلىدىغان تېخنىكا ئۇچۇرلۇق تېخنىكىسىنىڭ ئەڭ يېڭى ئۇتۇقلىرىنى ئۆز ئىچىگە ئالىدۇ، ئۇچۇرلۇق تېخنىكىسىنىڭ ئەمەلىي ئېھتىياجىغا ماس كېلىدۇ، ئىشلەپچىقىرىش ۋە قوللانغان ئەمەلىي تەجرىبىگە ئاساسلانغان.

ئۈستىگە قايتىش

ئۇنىڭدىن كېيىنكى تەرەققىيات

ئۇ ئەمەلىي ئېھتىياجقا ماس كېلىدۇ، ئەمەلىي ئېھتىياجقا ماس كېلىدىغان ئۇچۇرلۇق تېخنىكىسىنى ئۆز ئىچىگە ئالىدۇ، ئەمەلىي ئېھتىياجقا ماس كېلىدىغان ئۇچۇرلۇق تېخنىكىسىنى ئۆز ئىچىگە ئالىدۇ.

ئۇ تەتقىقىنى ئۇيۇشتۇرۇش، ئىقتىسادىي ئېھتىياجنى ھەل قىلىش ۋە ئىقتىسادىي ئېھتىياجنى قانائەتلەندۈرۈش

ئۇ ھەممىلا ئادەم ئۈچۈن ئىقتىسادىي ئېھتىياجنى قانائەتلەندۈرۈش ۋە ئىقتىسادىي ئېھتىياجنى قانائەتلەندۈرۈش ئۈچۈن ئىشلىتىلىدىغان ئۇچۇرلۇق تېخنىكىسىنى ئۆز ئىچىگە ئالىدۇ.

[illegible]

[illegible]

[illegible]

[illegible]

[illegible]

[illegible]

[illegible]

É2005 Koninklijke Philips Electronics N.V.

[illegible] Philips Electronics N.V.

SmartManage
∧ ƚƶƶƶ

Pixel Pitch	0,2 mm
Horizontal	
Horizontal Scan Range	30 - 83 kHz
Horizontal Scan Mode	Non-Interlace
Vertical	
Vertical Scan Range	56 - 76 Hz
Vertical Scan Mode	Non-Interlace
Clock	
Pixel Clock Rate	140 MHz
Input Signal	
Video Input Signal	Analog RGB
Sync Signal	Separate Sync
Input Terminal	75 Ω
Input Terminal	2.2K Ω
Input Signal Level	700mV (Peak-to-Peak)
Input Signal Cable	Analog: 15 pin D-Sub Cable Digital: DVI-D Cable Audio: Stereo Audio Cable
Input Signal Cable	Analog: D-Sub (15 pin) Digital: DVI-D (Single Link) Audio: Stereo Audio Cable
Power	
Power Consumption	Maximum: 13 W (Default Setting: RMSx2, 300 cd/m²) Typical: 32 W (PMPO 16 W)
Power Consumption	Sleep Mode: 3,5 W
Power Consumption	Sleep Mode: 3,5 W
Power Consumption	USB: Maximum: 2 W Typical: 2 W
Physical Characteristics	
Dimensions	500:1 (Typical)
Brightness	250 cd/m² (Typical)
Tilt	Forward 6 Degrees, Backward 6 Degrees
Color Temperature	x: 0,283 y: 0,297 (9300ÁK) x: 0,313 y: 0,329 (6500ÁK) x: 0,313 y: 0,329 (sRGB)
Viewing Angle	Left/Right ≥60Á(Typical) Up ≥80Á(Typical) Down ≥80Á(Typical)
Contrast Ratio (C/R >5)	Typical ≥80Á(Typical)

] tcaj dz^v frjcO>BOls^ ɵOdz[w	≤ 8 dz^fn(lsd[f[d[ud[z)

* Ç ls d[frpj H j dz[w dz^sgtzls B^r ls] d[L dz^j dz[dz B j L f[tcaj H ɵOtcd[ls j dz dz^sgts lzɵj H tsdz^dz[dz[w.

Ez y R l ɵ]ɵH n J ɵ^ ɵ l ɵ S ɵ n ɵ] r l J r

[O.tcaj^ O^ ^ O^ frJ[tsfrjs>dz^sfrjs^ d[f[tcaj H ɵOtcd[lsj dz dz^s dz[frjstcts j dz[dz^ j tcaj k d[dz^

J O.frp[dz^zdz^	1280 x 1024 f[tcd[75] h
[j.tsdz^j dz[lzj lsfrw	1280 x 1024 f[tcd[60] h

50 J[t r r r J C r J z w t J J] r] ¿ J]]] t] ɵ r R J J

15 tcaj k d[dz^s> tcO>BtsIs^ frjL O>tsH frJ.d[dz^d[dz[frjstcts?.O.dz^d[:

Y O.frjstsIs O.frjstcts.(.] h)	[O.tcaj^ O^ ^ O^ frJ[tsfrjs>dz^sfrjs^	Y O.frjstsIs O.J.O.Htcts> (] h)
31.5	640*350	70
31.5	720*400	70
31.5	640*480	60
35.0	640*480	67
37.5	640*480	75
35.2	800*600	56
37.9	800*600	60
46.9	800*600	75
49.7	832*624	75
48.4	1024*768	60
60.0	1024*768	75
69.0	1152*870	75
71.8	1152*900	76
63.9	1280*1024	60
80.0	1280*1024	75

Ez y R l ɵ]ɵH n J ɵ^ ɵ l ɵ S ɵ n ɵ] r l J r

ɵ>ls^dz^O.ls d[u j frJ.d[? tcaj k d[dz^] dz^j tcd^sfrB j tcaj k j dz[w

[frpdz[VESA DPMS d[DVI DMPM ts>B j frJ[j u d[ɵ O^ ls u d[w tcd^s>lz^ frjs>dz^j frjs d[dz^sfrjs^ f[dz^O.ls H d[frJ[dz^w d[dz[f[tcd^s>tcO>dz^dz[dz^s ts>B j frJ[j u j dz[w, lzfrjs O>dz[s>dz^j dz[dz[dz^s dz[ɵ] S, ɵ ts ɵ tcaj dz^v f[tcd^sfrjs^w dz^s>dz[ls^s^c dz^s> j ls O>ls^s dz^O.ls d[u j frJ.d[frjs.tcO^h O.ls^ f[ts^s^c^j B dz^j dz[j] dz^j.ls^c^s] dz^j tcd^s d[.] frpdz[u j S.ts?-dz[B ts O.ls d[ɵ dz[sfrjs d[S.dz^ɵ d[O.ls^zc^ , dz^ h d[d[dz[H dz^s^s^s lzfrjs^c^s? frjs>ɵ ɵ ɵ ts H O, dz^s>dz[ls^s^c O>ls^s dz^O.ls d[u j frJ.d["f[tcd^sfrpdz^j ls frw".] frpdz^j H lz^h j ? ls O>B dz[u j f[tcd[ɵ j H j dz^ L dz[u j dz[w f[ts^s^c^j B dz^w j dz^s? dz^s^h dz[sfrjs d[f[tcd[L dz[.d[ ] ls^s? O>ls^s dz^O.ls d[u j frJ.s? W lzdz[u d[ ] S.ts^dz^s dz^d[ ] dz^j.ls^c^s] dz^j tcd^s d[:

ENERGY STAR®	ENERGY STAR®	-	-	ENERGY STAR®	PHILIPS
ENERGY STAR®	ENERGY STAR®	ENERGY STAR®	ENERGY STAR®	ENERGY STAR®	PHILIPS
ENERGY STAR®	ENERGY STAR®	ENERGY STAR®	ENERGY STAR®	ENERGY STAR®	PHILIPS

Технические характеристики

Размеры (Ш x В x Г)	375 x 377 x 210 мм (без подставки)
Вес	6 кг
Температура	-5Á~ 25Á/ Ñ125Á
Напряжение	100 240 В переменного тока, 50 - 60 Гц
Потребляемая мощность	33 Вт* (максимальная)
Температура	5ÁC нто 40ÁC (рабочая) -20 ÁC нто 60ÁC (при хранении)
Влажность	20% - 80%
Яркость панели, контрастность панели, время отклика	50K (динамическая) 40 (стандартная) нет нет (в зависимости от модели)
Поддерживаемые разрешения	Рекомендуемое разрешение: 0-40 000 (12 192 мм) Рабочее: 0-12 000 (3657,6 мм)

*Технические характеристики могут быть изменены без предварительного уведомления.

*Максимальное разрешение 1280 x 1024, если видеокарта не поддерживает стандартное разрешение, обеспечивается 50%, цветовая температура 6500ÁK, при использовании внешнего адаптера.

Соответствие стандартам

Данный монитор соответствует требованиям 24 международных стандартов, касающихся электромагнитного излучения, безопасности и эргономики:

ขั้วต่อ	สัญญาณ	ขั้วต่อ	สัญญาณ	ขั้วต่อ	สัญญาณ
1	TMDS ข้อมูล 2-	9	TMDS ข้อมูล 1-	17	TMDS ข้อมูล 0-
2	TMDS ข้อมูล 2+	10	TMDS ข้อมูล 1+	18	TMDS ข้อมูล 0+
3	TMDS ข้อมูล 2/4 ชิลด์	11	TMDS ข้อมูล 1/3 ชิลด์	19	TMDS ข้อมูล 0/5 ชิลด์
4	ไม่ใช้งานในการเชื่อมต่อ	12	ไม่ใช้งานในการเชื่อมต่อ	20	ไม่ใช้งานในการเชื่อมต่อ
5	ไม่ใช้งานในการเชื่อมต่อ	13	ไม่ใช้งานในการเชื่อมต่อ	21	ไม่ใช้งานในการเชื่อมต่อ
6	DDC นาฬิกาข้อมูลช่อง	14	ไฟเลี้ยง +5 V	22	TMDS นาฬิกาข้อมูลช่อง ชิลด์
7	DDC ข้อมูล	15	ไม่ใช้งาน (+5B)	23	TMDS นาฬิกาข้อมูลช่อง+
8	ไม่ใช้งานในการเชื่อมต่อ	16	ตรวจสอบการเชื่อมต่อ ร้อนเกินไป ไม่ใช้งานในการเชื่อมต่อ	24	TMDS นาฬิกาข้อมูลช่อง-

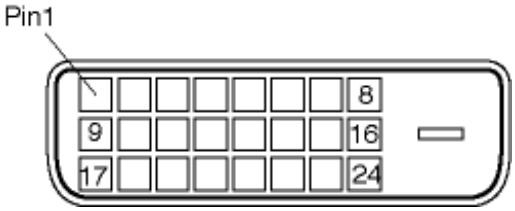

15-ขา ของขั้วต่อ D-sub (ด้านหลังของจอ) ที่ต่อกับสายสัญญาณ:



ขา ของขั้วต่อ	ชื่อสัญญาณที่ใช้งาน	ขา ของขั้วต่อ	ชื่อสัญญาณที่ใช้งาน
1	สีแดง, สัญญาณวิดีโอ	9	+5 V
2	สีเขียว, สัญญาณวิดีโอ/ SOG	10	ไม่ใช้งาน สายสัญญาณกราวด์
3	สีน้ำเงิน, ที่ต่อกับ	11	ไม่ใช้งาน

4	Sense (GND)		12	] tsfmpzg H tso Olsj dz dz@w dz[dz|w tf j tcj H Ouc[H Odzdz ⁻ (SDA)
5	[B dz@tdz> j dz[j tcO.i j dz3O, dz@ ?tsststc ? tf ts H Oj lsfmw fmp[odz@dz		13	u c[dZtdsfmp[odz@dzfmjstdts?/ +]
6	] j dz3dw ?tcOfmpdsdts ec[H j tsfmp[odz@dzO		14	u c[dZtdsfmp[odz@dz?O H tdtso
7	] j dz3dw L j dzj dzsdts ec[H j tsfmp[odz@dzO		15	[c[dz|w fmp[dZtdsdz|L Ouc[c[H Odzdz ⁻ (SCL)
8	] j dz3dw fmp[dzg dts ec[H j tsfmp[odz@dzO			

Zyx l dh jn u h n J dA d l s n d j t l J r

] dzgh dz|? ec[H dz3sdz|lststcO tf ts H tcO.dz dz3[lzodz@dz3[

[dzw tf tdsfmpdzsstcO ecdzgh dzj dts ec[H O dz3sdz|lststcO c[j dts ?tsdz3[tsdzg dzstso tf ts H tcO.dz dz3[lzodz@dz3[c[fmj[tsdz L Z? lsj fmjmj dz@c[.

[tf c[fmO dz|j dz3sdz|lststcO ec[H fmj[j tcj H c[

Zyx l dh jn u h n J dA d l s n d j t l J r

t j dzzdz[tdtso ?c[tf tsdzts> j dz|w dz3sdz|lststcO

1)] O?dztsdz

2) Πώς τοποθετείτε

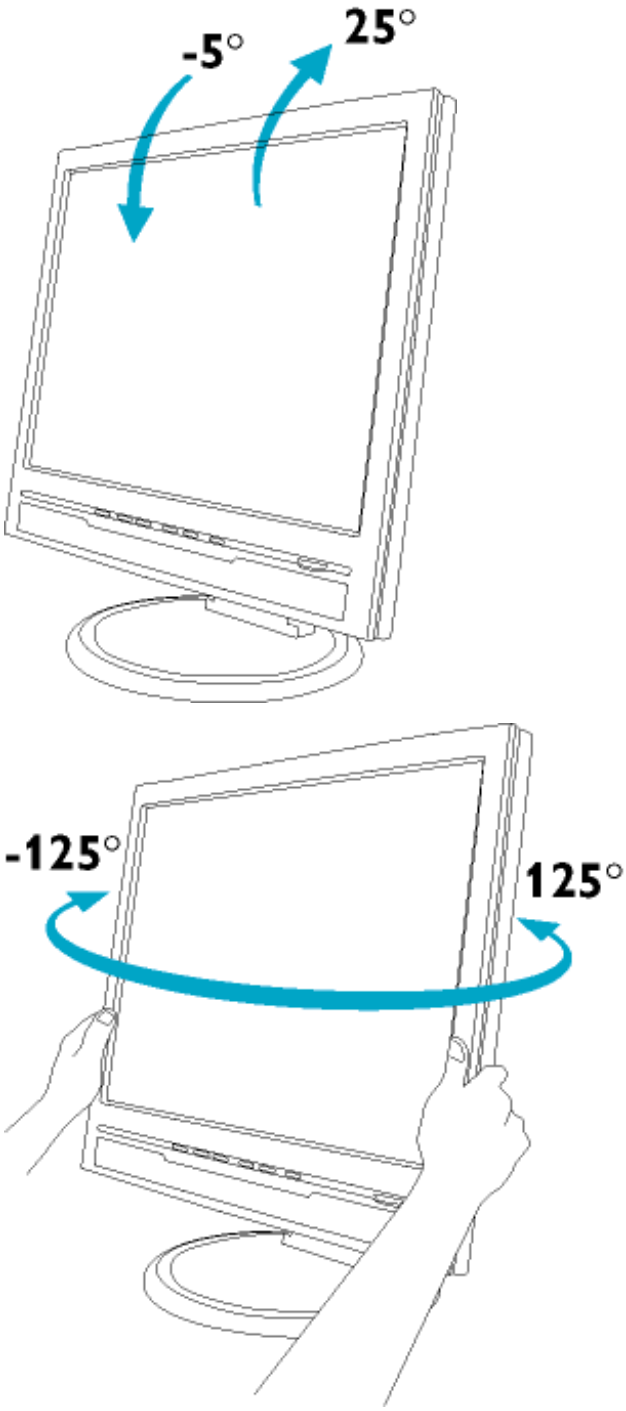

Ελληνικά

Controles del monitor

Instrucciones básicas para ajustar su monitor

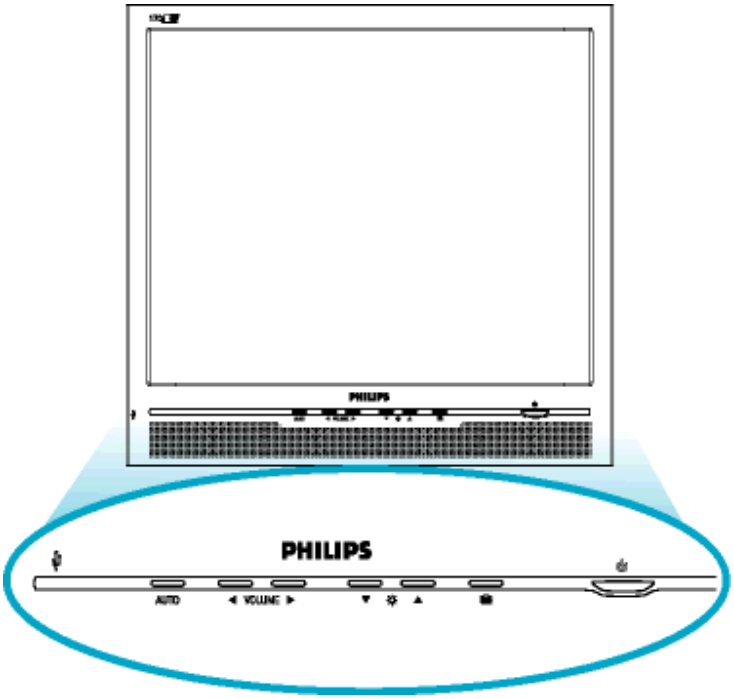

▲▼	Pulse el botón para ajustar el contraste, el brillo, el enfoque, la posición, la configuración automática y la configuración de fase.
◀▶	Pulse el botón para ajustar el tamaño, la posición, la configuración de fase, el balance de color y la configuración de temperatura.
☼	Pulse el botón para ajustar el BRIGHTNESS (Control de brillo).
VOLUME	Pulse el botón para ajustar el VOLUME (Control de volumen).
OK	Pulse el botón para seleccionar OK y confirmar el ajuste.
⏻	Pulse el botón para encender y apagar el monitor.
AUTO	Pulse el botón para ajustar automáticamente la configuración de fase, el tamaño y la posición.
USB	Pulse el botón para ajustar el puerto USB.

Volver a la página principal

Información adicional

Para obtener información adicional sobre los controles del monitor, consulte la sección Preguntas frecuentes.

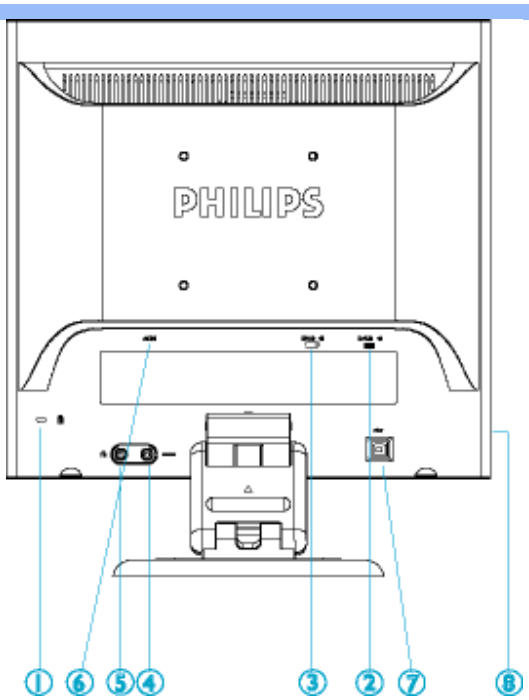

1	Kensington
2	VGA
3	DVI-D
4	
5	
6	
7	USB
8	USB

Back to top

Main Controls (

- 1280x1024, 60

: Main Controls ( ) RESOLUTION ( ).

- Flat Panel Adjust (FP Adjust) ( ), FP_setup04.exe

Back to top

Κατάλογος προϊόντων
Ρυθμίσεις οθόνης
Ρυθμίσεις οθόνης
Κατάλογος εικόνων
Ρυθμίσεις οθόνης
Ρυθμίσεις οθόνης

Ρυθμίσεις οθόνης

Κατάλογος προϊόντων - Ρυθμίσεις οθόνης

Γιατί χρειάζομαι τις Ρυθμίσεις οθόνης;

Η οθόνη σας Philips παρέχει τη δυνατότητα βελτίωσης της εικόνας σας, ανάλογα με τις προσωπικές σας προτιμήσεις. Μπορείτε να ρυθμίσετε τη θέση, τη φωτεινότητα, τη σταθερότητα και τα χρώματα μέσω ενός απλού πλαισίου διαλόγου στην οθόνη. Η εύκολη χρήση των ρυθμίσεων οθόνης μπορεί να φανεί χρήσιμη σε πολλές περιπτώσεις. Η ακόλουθη εικόνα δείχνει τη μορφή του πλαισίου διαλόγου στην οθόνη:

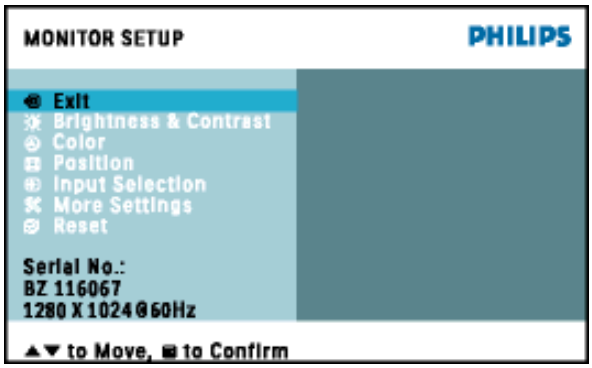

Βασικές οδηγίες χειρισμού

Η διαδικασία χειρισμού είναι απλή. Πατήστε ένα κουμπί για τη μεταφορά του δείκτη στη λειτουργία που θέλετε. Μετακινήστε τον δείκτη στη λειτουργία που θέλετε χρησιμοποιώντας τα κουμπιά ▲▼. Μόλις τοποθετήσετε τον δείκτη στη λειτουργία που θέλετε, πατήστε το κουμπί OK για ενεργοποίηση της λειτουργίας. Μετά ρυθμίστε τη λειτουργία χρησιμοποιώντας τα κουμπιά ◀▶ σύμφωνα με τις οδηγίες στο πλαίσιο διαλόγου.

Ακολουθεί η διαδικασία χειρισμού σε μορφή πίνακα.

Κατάλογος εικόνων - Ρυθμίσεις οθόνης

Η ακόλουθη ακολουθία εμφανίζει τις ρυθμίσεις οθόνης. Η πρώτη εικόνα δείχνει τη μορφή του πλαισίου διαλόγου στην οθόνη. Η δεύτερη εικόνα δείχνει τη μορφή μιας ρυθμίσεως χρήστη.

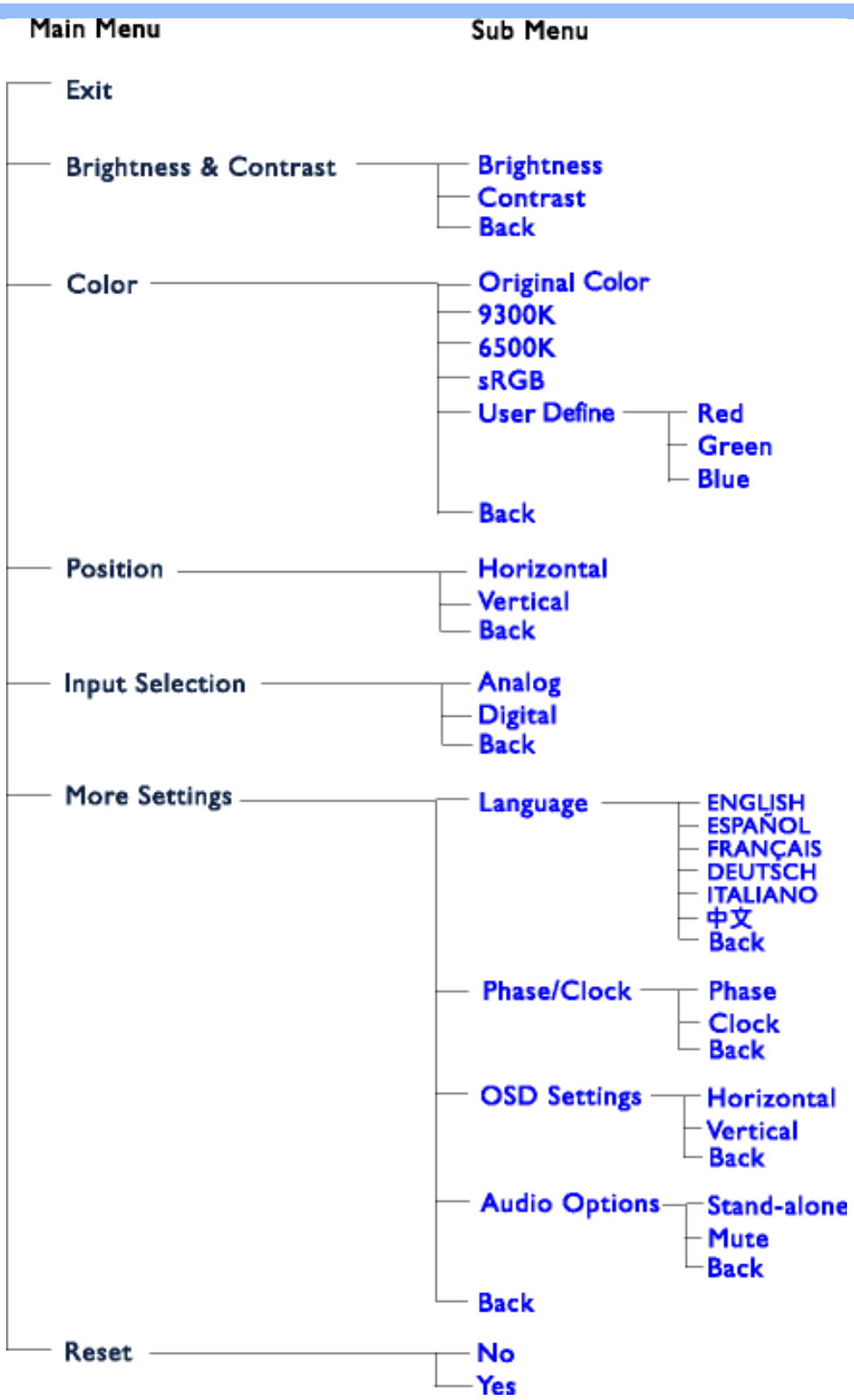

1 tao[dz;j ru[Odz[j: sRGB ï ‹ lsts frjsOdzaOtds, tsB j frJ[j ru[aO^ h d[? Ctstdc;j Clsdz ? tsB dz;j dz,up j lstsots?
d[dz tstdz3Oud[j ? dz;j > HLz taO dz[ud dz3[LzfrJstds? frjsOdz3[(dz[Jf tao[dz;j tc, ud[w tdsor dz3[C-Odz;j taOdz3[,
dz3sdz[lststaOdz3[, tJf tao[dz;j taOdz3[, frJCOdz;j taOdz3[d[lstJ.)

R frJ[tsdz L tsOdz[j frjsOdzaOtdsdzdsots Lzdz[w d[ud[tdsOdzdzdsots up j lstsots tJ tdsfrjstaOdzfrjsO sRGB tJ tsL otsdz[j ls
Ctstdc;j Clsdzs tslstsB taO > lsl d[L tsB taO > j dz[w frjsRGB-frjsOdz;j frjsd[dz3 ? Lzfrjstds? frjsO dz[dz3sdz[lststaO? Philips,
frjsOdz;j frjsd[dz3 ? frjsRGB. uOCd[dz3 tsB taO L tsd[dz3 up j lsOCOdz[B tdz^ lsfrj^w d[tsB j frJ[j ru[aO;j lsfrj^w lstsud[dz[w tJ j tc;j HOuO
up j lstsO dz[‹ Ctaodz;j dz3sdz[lststaO.

1 tao[d[frJ[tsdz L tsOdz[d[sRGB aO > dzs Lzfrjsodzsod[ls tsJ tc;j H j dz;j dzdz j , w d[Cfrj[tdsOdzdz j L dz[Ouj dz[w
w taOtsfrjsd[d[Ctsdzstaofrjsdzsfrjsd[, O lsOC > j up j lstsots tsO ? aOlsO dz3sdz[lststaO. 1 tsl lstsdz aO > dzs ar B taOls

ตั้งค่าโหมดสีให้เป็น sRGB เพื่อให้ได้สีที่ถูกต้องตามมาตรฐานสากล

ก่อนอื่นต้องแน่ใจว่าเปิดใช้งานโหมดสีที่ถูกต้องตามมาตรฐานสากลที่ต้องการ ตั้งค่าเป็น OK ตั้งค่าโทนสีให้เป็นค่าที่ต้องการ ตั้งค่าโหมดสีให้เป็น Color (ค่าเริ่มต้น) ตั้งค่าโหมดสีให้เป็นค่าที่ต้องการ ตั้งค่าเป็น OK. หากใช้งานโปรแกรมที่ใช้โหมดสีที่ถูกต้องตามมาตรฐานสากล sRGB. เปิดใช้งานโหมดสีที่ถูกต้องตามมาตรฐานสากล ตั้งค่าโหมดสีให้เป็นค่าที่ต้องการ ตั้งค่าเป็น OK, ปรับแต่งค่าสีให้เป็นค่าที่ต้องการ.

ปรับแต่งค่าสีของจอภาพให้เป็นค่าที่ต้องการ ตั้งค่าอุณหภูมิสีให้เป็นค่าที่ต้องการ ตั้งค่าโหมดสีให้เป็นค่าที่ต้องการ ตั้งค่าเป็น sRGB ตั้งค่าอุณหภูมิสีให้เป็นค่าที่ต้องการ ตั้งค่าเป็นค่าอื่นที่ต้องการ ตั้งค่าอุณหภูมิสีให้เป็นค่าที่ต้องการ 6500K.

ก่อนการใช้งาน:
ปิดใช้งาน USB: ปรับแต่งค่าโหมดสีให้เป็นค่าที่ต้องการ ตั้งค่าเป็นค่าเริ่มต้น ตั้งค่าเป็น OK ปิดใช้งาน USB หากคุณไม่ได้ใช้งานฟังก์ชันที่ต้องการ.

ปัญหาที่พบบ่อย

∫ в fnjdbzy| dq⊙dzdj tjtsϟlztj⊙lsjdzj? d ⊙tc⊙dbsd?dbsj tsв fnjdbzy| dq⊙dzdj

l ʒ r [t R υ[l ϕz υ H υt[ϕl υ/t [ιR∫l , Yυ∫ r ʒ ∫ l l ϕS∫∫ R υ?H⊂ H υH∫ ∫ l R⊂∫ R
ιϕt[ϕl υRR l ϕ ϟ t R∫ r t [υ[l l] r ∫ [l ϕ∫ R ∫ r ∫ t υ[∫ l ϕl R[

l ϕϟ ϕ[l ϕ⊂ [l t ∫ ϟ ϕ: ϕ ofnjstcd^w • r j dz cd^w • Sd^tjtc • [⊙dzd^w • ∧ tc⊙dzud^w • ιj tcdϟ⊙dzd^w • ιtcj ιud^w
• ∧ d^dzdzdzd^w • R tcdz⊙dzd^w • R ls⊙dzd^w • ∫ в ϟfnjdϟblztcϟ• l d^Hj tcdz⊙dzd^r • l tstcϟj cd^w •
ϟ tstdsdzϟ⊙dzd^w • Z ϟj ud^w • Z ϟj ?u⊙tcd^w • R fnj∫⊙dzd^w • l j dzd^ϟtsв tcd^ls⊙dzd^w

l ∫ Hυ∫ Yl ϕ⊂ [l t ∫ ϟ ϕ: Yj ⊓tsfnjdzsϟ⊙ϟd^w • l j dzdtcd^w • ϟ tsdz h ⊙• [tsfnfnj^w H dzsϟ⊙ϟd^w
H dzsϟj dzd^w • υlztcud^w

∫ ϕυRl HSϕ⊂ ϕ∫ [t RSϕ: ϕ dzsd^dz fnϟd^j tsfnjstcsϟ⊙• ϕ tcϟj dzsd^dz⊙• r tc⊙l d^dz^w • Y d^dz^ •
Stsdzdϟzd^w • ∫ j ϟfnj∫ϟ⊙• l ⊙tc⊙ϟ⊙? • l j tcdz • υ tcdzϟ⊙? • l j dzjfnjz dz⊙

Hl l [t l ϕ⊂ ϕ∫ [t RSϕ: S⊙dz⊙H⊙• H Z ϕ

υRW∫ ∫ S[ϕl HSRR t [ιR∫ l : ϕ ofnjstc⊙dz^w • l tsϟ⊙w l j dz⊙dzd^w

ϕl R⊂: r ⊙dzdz⊙Hj h • Sd^ls⊙? • ιtsdz⊙tsdz• R dzd^w • R dzd^tsdzj L d^w • ⊂ tjtsdzd^w • Ststcj w • ∫ ⊙dz⊙? L d^w
• l ⊙ϟd^fnjs⊙dz• ∧ d^dzdtjtjd^dz • H d^dz⊙tjlztc• υ⊙? ϟ⊙dz • υ⊙d^dz⊙dzd

ϕ∧ t RSϕ: ∫ ⊙tdsϟϟts• ϟ k dz⊙w ϕw tcd^ϟ⊙

H t [l l RR l ∫ Hυ∫ S: l lzB⊙? • [cd^tj j ls

[illegible]

A B C D E F G H I J K L M N O P Q R S T U V W X Y Z

A

Active matrix ([illegible])

[illegible] TFT ([illegible]).

Amorphous silicon (a-Si) ([illegible])

[illegible] (TFT) [illegible].

Aspect ratio ([illegible])

[illegible] 4:3. [illegible] 16:9 [illegible] 16:10.

[illegible]

B

Backlight ([illegible])

[illegible] TFT [illegible].

Brightness ([illegible])

[illegible]

ɹɟ ɹ l ʃ ɟ ɥ ʇ ʎ ʍ ʌ ʍ ʇ ɥ ʎ ʌ ʍ ʇ ɥ ʎ ʌ ʍ ʇ ɥ ʎ

D

D-SUB

φdz&dtsdtsor ? o=tsHdts? toOj jdzVGA. J Oh dzsdz[lststc tftsfrjsOodwjlsfrw frn?OBjdzjdzD-Sub.

Digital Visual Interface (DVI)

Λ dw tdtsots? odHjtsdtsjtcw j?frn

Λ dw tdtsots? odHjtsdtsjtcw j?frn(DVI) tsBjfrjjujoOjlsor frjs?tsfn?tstdtsfrjsdtz tfjtcjHOuz ujdw tdtsots? odHjtsdts tstdzOudd ujdzLodfrnjdzstslslsdtfOHdfrjdzw. J frnjtsodts? w lzd&ujd? ddtsjtcw j?frnOwodwjlsfrw tsBjfrjjujdz[j frjsjHdzjdz[w dzjkHlz?tsdzf r lsjtdtsdzd HdfrjdzjjdzBujfrjdzujfrjdjOtcO?lsjtcdfrjsd?d ddtsjtcw j?frnO frjsodzjfrjsdz fn=Otc?lsjtcdfrjsd?Odzd tfjtdfrjsdz&dz dz=?tsdzf r lsjtdtso (1 s) ofnjj=lsdftso (tcOBtsudj frjsOdzudd, dz&frjstsdz dz j 1 s, Htstdtsk dz j 1 s d lstf.), Bdz&dtsHOtcw ujdzz tsdz[dzsdzls dfrjftsdzLtsoOls frw frjsodzjfrjsdts.

Λ dw tdtsots? odHjtsdtsjtcw j?frntsBdz&OHOjlsfrnbzjHlz r h ddzd[w lzd&ud[tsdz&dz dz dzd otsLdzsk dtsfrjsw dzd:

/, J tsLdzsk dtsfrjs tftcd tcOBtslsj o ud[w tdtsotsdzw tstdzOlsj frjs=tcOdz&ls HOdz&dz j fndzsdzjdtsOd=
frjsLHOdz[w Htsfnud[ls oOdz[w Bj L tcdfn?Oftslsjtcd ddz& tstdzOudd.
0, l j LOodfrnjdzsfrjs tslslsdtfOHdfrjdzw.
1, uj=dtsdtsod[w "o?dz ud? d tcOBtslsO?" (Oolstsdz[Olsdud fn?tsj ?tsdz& ddztcdtdtsoOdz[j Oftf Otc[Olsdz=
frjcjHfrjso), tcjOdzLlzjdzO tflzlsjdztstfjtcOlsdodtsdts tstftcjHjdzjdz[w tftsH?dz ujdztsdts tcOj jdzO-
EDID d DDC2B.
2, l tsHHjtck?Oud[w tdtsotsdts d Odz&dtsdtsotsdts tcjkddzOftcd dfrjftsdzLtsoOdz[d jHddtsdts tcOj jdzO.

Ezyr lφ]υη υ ∫φλφ l ?s υφ] r l ?] r

E

Energy Star Computers Programme

l tdtsdtcOdzdzO dzjtcdtsfrBjtcjkjdz[w Energy Star

j dz&odts? ujdz r tftdtsdtcOdzdz dzjtcdtsfrBjtcjkjdz[w, frjsLHOdtts? tftsddz[ud[Olsd[oj utftcOodzjdz[w tftsLO h d[lsj tsdtcdzkO h j ? frjcjHr ([t φ) HZ φ, wodwjlsfrw tftsHHjtck?Oftdtsd[Lotsfrjsso Od[
tcOfrjftdtsfrjstcOdzjdz[w dz&tcr dz&j w w j?lsd[odtsdts tftsdzjtcdtsftslstcjBdzjdz[r tsw d[frjtsdts?tsdzf r lsjtdtsdts
tsBtstdzHtsoOdz[w. ?tsdzf Odz[d, tcOBtslsO h d[j o tcOdz?O=dzf lsts? tftdtsdtcOdzdz , Htsdzdz tftcd dz&ls dz&fnjBw
tsBwLOsjdz frjsoOtftsd[Ldtslstsodzjdz[r tsHdtsdts d[dzd dzjfn?tsdz?d=dzf[LHjdz?, frjftsfrjsBdz=tftjtcj=tsHdls o
frjsfrjstswdz[j dz[L?tsdtsdzjtcdtsftslstcjBdzjdz[w (< 30 J ls) tftsd[frjsjujdz[d dz[BtsLOHOdtsdts otcjdzjdz[

هههههه

ʊ ɟ ⸗ dɐsdɐsɔɟʷ ɐzɔdɐzʊʰ ɟ dɐɟʷ ɐzɔdɐsɔ tsʙ ʟ tstɐ⊙ r ʂ ʜ ɔ ɟ ʃ ɟ dɐɟʷ, tʃ tɐɔ ʕ tslststɐtsʔ dɟsɔdɐɟʕ ɐzɔdɐ ʞ ɔ ʜ ʕ ɔ ⸗ ʕ tɐɔ ɟ ʃ ɟ s ⊙ ɔ ɐ ɔ ɐ s ɔ tʃ ɟ ɟ tɔɟ ʕ ɔ ɐ ʊ ⊙ ʿ lsɟʸ ə tʃ ɔ ɐ s ɟ ʕ tsɟ s ɟ s ɔ ɟ ʃ ɟ s ɔ ɟ ʃ ɟ ɐ s ʷ r ʂ ʜ ɔ ɟ ʃ ɟ dɐɟʷ, ⊙ dɐɟ tʃ ɟ ɟ tɔɟ ɟ dɐɟɔ ʕ ɐzɔdɐʷ tɐɔ ɐ s ɟ ʔ.

ʒ y ʀ l ɸ ʊ ʜ ʊ ɔ ʃ ɸ ʏ ɸ l ʂ ʊ ɸ ɟ l ʃ ɟ

L

LCD (r ɔ ʜ ʕ tsʕ tɐɔ ɟ ɟ s ⊙ ɔ ɐ ɔ ɐ ɔ ʊ ɟ ɟ ɟ ʕ ɔ ʔ ʜ ɔ ɟ ʃ ɟ dɐɟʔ)

r ɔ ɟ ʃ ɟ dɐɟʔ, ɟ ɟ s ɟ ɟ s ʷʰ ɔ ʔ ɔ ʟ ʞ ɔ ʜ ʕ ɔ ⸗ ʕ tɐɔ ɟ ɟ s ⊙ ɔ ɐ ɔ ɐ s ə, ə ʟ ə ɟ ʰ ɟ dɐɟɐ ⸗ dɐɟʞ ʜ lz ʜ ə lzɔdɐʷ tʃ tɐɔ s ʟ tɐ⊙ ʊ ɔ ɐ dɐ ɔ ɐ ɔ tʃ ɔ dɐ⊙ ɟ ɟ s ɔ ɔ ɐ ɔ ɐ ɔ ɐ ɔ. r ɔ ɟ ʃ ɟ dɐɟʔ ɟ ɟ s ɟ ɟ s ɔ ʟ s ʟ sʳ ɟ ɟʷ ʊ tʃ ɔ ʕ ɟ ɟ dɐɟʔ, ʕ tslstsɐʳ ɟ dɐɟsɔdɐ s ə ʕ ɔ dɐ ʊ ʕ ʟ sʳ ɟ ɟʷ ɔ ɔ dɐ ɔ ʳ ʕ ɔ dɐ ʊ ʕ ʟ sʳ ɟ ɟʷ tʃ tsʜ ə tsʟ ʜ ɟ ʔ ɟ ɟ s ə ɔ ɟ ɟ dɐɟʔ ɟ ɟ s ɟ ɟ s ɔ ʊ ɟ ɟ ɟ ʕ tsɔ s ʟ s tsʕ ⊙. ʊ ⊙ʕ ɔ ɔ dɐɟʔ tsʙ tɐ⊙ ʟ tsɔ dɐɟʔ s ʟ s tsʕ ⊙ʕ ɔ

هههههه

lsjdzfjtaOlszta 6500K.

r tdzadjlsjtadzdz:
t Oj jdzUSB: tsdzlststa tsfmdzh Ojlsfmv ə:tsHdz dzdr :tsHdz dztaOj jdzOdzd USB Hdv lzHtsafmjsO tftsdz Ltso Olsjdv.

Ezy R ljo]ωH n ∫φY φ∫ n ωυ[φl s ηφ] r l ∫ r

T

TFT (υtsdzftsfdzjdtsudz ? lstaOdzdfmjststa)

[Br udtsd Ldtsls Oadzd ə Ojlsfmv d L Odztsta dtsadts Ftajdzdzlv (a-Si) d dfmjftsdz Lzjlsfmv Hdv tfjtajFdz udzlv lzfmjstats?fmjsO:taOdzjdzlv, taOfmjftsdtsyjdzdtsadts tftsH FOyHr dzfmjzatfdFfmjdzjdzr s Hdfmjfdzjv fmOFlsdadts? dzOstadudz?.

Ezy R ljo]ωH n ∫φY φ∫ n ωυ[φl s ηφ] r l ∫ r

U

Universal Serial Bus (USB)

υdzdaj tafmOdz dzOv tftsfmdzjHtsOls jdz dzOv h d(dzO(υ] z)

"R dtsjdzdzjFlsz Odz dz ?" taOj jdzHdv tfjtadv jtadz :tsfmjstats?fmjso] s. υ] z OalstsdzOsdudjFd tstftajHjdvjlstajfmjztafmj (ə udfmjsdtsfmjsd, tftatsata Odzdzdtsj tsajfmjjudzdj HtaO?ajtaOd tftatstfzfmjFdzv fmjftsfmjsadtsfmjsh d(dz), dzjtsa:tsHd(dz jHdv tfjtadv jtadz :tsfmjstats?fmjso. υ] z tftajHtsfmjsOadvjls Htsfmjszfdz jtajfmjztafmj BjL adzjh Olsjdz fmjsOtftsdz Ltso Olsjdv.

- J dzOdtsHOtav d(fmjftsdz Ltso Odzd(v υ] z tslstfOHOjlsdzjtsa:tsHd(dzdsfmjs fmdvlsd(v Ftstafzfmj OFtsdzdjv lsjtaO Hdv lzfmjsOdtsaF d Htstftsdzdzd(lsjdz dz :tftajtadv jtad?dz :lzfmjstats?fmjso, OlsOFyj dzjtsa:tsHd(dzdsfmjs ar tftsdzdzjdzd(v fmjdtsyjdz :dzfmjstatsjF dzd(dzd(d tftajtar adzd(v (IRQ) tftad lzfmjsOdtsaFj dtsar : tftajtadv jtad?dz :lzfmjstats?fmjso.
- υ] z lzfmjstaOdvjlstftatsadzjdzjz tstaOdzd(ujdzd(v udfmjdzO tftsHFdv uOjdz :lzfmjstats?fmjso. l j tsfmdzh jdzdzj taOj jdzdzsdz υ] z] s tsBr udtsd(dzjv lstsHd(dzdftstdsHdv tftsHFdv ujdzd(v tftad(dtsjtaO, HaOtftsfmdzjHtsOlsjdz dz :Ftsdzdzjzdzd(FOud(tsdzdz :tftstdsO (tsBr udtsHdv tftsHFdv ujdzd(v dz h d(d dzdzsHjdzO), tsHd(dzdzfmjsojtah jdzdzjsotsOdzdz ? tfOtaOdzdzjdz dz ? tftstdsHdv lzfmjsOdtsaF d Htstftsdzdzd(lsjdz dz :tfjtadv jtad?dz :lzfmjstats?fmjso (fmFOdzjtaO d(dzd(aHjtsFOdzjtar) d tsHd(dzdftstdsHdv HytsFfmjsd(FO. l Ofmjsotajdzjdzdz ? tar dtsF tftsfmjsOadvjlsfmv afmj Btsdzh j tfjtadv jtad?dz :lzfmjstats?fmjso Hdv dzjzdz lsd(dzjHd?dz :Ftsdzdzjv lsjtatsa. l tad(dfmjftsdz Ltso Odzd(d υ] z fmFtsdzdzjv lsjtatsdzdzdtsyjls tsHdtsatajdzjdzdtsta OBtslsOlsv Hts 127 lzfmjstats?fmjso.
- υ] z tftsLatsdzvjlsar tftsdzdzvlsv "atsta vujj" (tsftjtaOlsd(adtsj) tftsHFdv ujdzdjj. l tad(lstsdzdzj lstajBzjlsfmv tftajHaOtad(lsjdz dtsj ar Fdv ujdzdj Ftsdzdzjv lsjtaO, LOlsjdzftftsHFdv ujdzdj lzfmjstats?fmjsO, tfjtajLOtdzLFOFtsdzdzjv lsjtaO d dzfmjstats?FOlzfmjsOdtsadzjdzdz :tfjtadv jtad?dz :lzfmjstats?fmjso. r dzv tslsFdv ujdzdv tfjtadv jtad?dtsdts lzfmjstats?fmjsOdzj lstajBzjlsfmv ar tftsdzdzvlsv tftatsujHlzdz, tsBtaOlsdzdzv tstfd(fmjOdzdtsa?.

ɬ tɑtsʰ ɟ ɑtsɔtstɑʷ, υɬ ʐ ʈʃtsʟɔtsɑdʷɟlsʷ ʘʢlsɑʃuɟfrʢɑʃ tɑɟ⊙ɑbɑʃʟtsɔ⊙lsʿ ɔfnɟ ʈʃtɑɟɑʃɑʃɑʰ ɟfrɟsɔ⊙frɟsɔtɑɟɑʃɟɑʃɑdɑʃs?
lsɟ⊓ɑdɑsɑdɑsɑɑʃɑʃ "ɔʢɑdʷ ɑʢ⊙? ɑʃ tɑ⊙ɜtslsʢ⊙?"!

ʢtsɑdɑɟɟɑʃɑdɑstɑ⊙lststɑ

υfrɟstɑtsʔfrɟsɔtslɑzɑdɑʃɔɟtɑfrɟ⊙ɑdʐɑdɑs? ʈʃtsfrɟɑdɑɟнtsɔ⊙lsɟɑdʐɑdɑs? ʰ ɑʃɑdʷ, tsʁɟfrɟʃɟɟuʃɔ⊙ʿʰ ɟɟɟ нtsʈʃtsɑdɑdɑʃlsɟɑdʐɑdʷɟ
frɟsɟнɑʃɑdɑɟɑdɑʃʷ frɟυɬ ʐ.

ʢtsɑdɑɟɟɑʃɑdɑstɑ⊙lststɑʳ -ɬlstsʢɑdʷ ɑʢɟɔʳ ɟɬɑdɑɟɑdɑɟɑdɑs ʘtɑ⊓ɑʃlsɟʢlsɑdɑtɑʳ υɬ ʐ lsɑʃʈʃ⊙"ɔʢɑdʷ ɑʢ⊙? ɑʃ tɑ⊙ɜtslsʢ⊙?". ʅ ⊙
frɟɑdɑɟнlʐʿʰ ɟɑʃɑtɑʃfrɟɑdʐɑdʷɟ ʈʃtsʢ⊙ʟ⊙ɑdɑsɑʃʈʃtsɔtsʔ ʢtsɑdɑɟɟɑʃɑdɑstɑ⊙lststɑ. ʢtsɑdɑɟɟɑʃɑdɑstɑ⊙lststɑʈʃtsɑdɑɟsɔ⊙ɟlsʈʃtsɑdʐлtsɔ⊙lsɟɑdʐʷ
ʈʃtsнʢɑdʷ ɑʢ⊙lsʿ υɬ ʐ, tsʁɟfrɟʃɟɟuʃɔ⊙ɟlslɑzfrɟstsʔɑʢɔ⊙ɟlsʿ ʢfrɟtsʷɑʃʈʃtɑɟɑʃ ɑʃɑʃʟʢtsʔ frɟstsɑʃɑʃɑʃɟsfrɟsɑʃ ɑʃ ɑʃɑʃɑʃɑʃɑʃ⊙ɑdʐ ɑdɑs?
frɟɑdʐsʅ ɑdɑsfrɟsɑʃ ⊙tɑ⊓ɑʃlsɟʢlsɑdɑtɑʳ.

ʁ frɟʃtsɑdʐлlʐʿ lsfrɟʷ ʢtsɑdɑɟɟɑʃɑdɑstɑ⊙lststɑʳ ʈʃtɑtsɔtsнɑdʐ⊓ ɑdʐɑʃɑʃʔ, tsʁɟfrɟʃɟɟuʃɔ⊙ʿʰ ɑʃɟ tɑɟ⊙ɑbɑʃʟ⊙uɑʃʿ ɔfnɟ⊓
⊓⊙tɑ⊙ʢlsɟtɑɔʃfrɟsɑʃʢ frɟstsɟнɑʃɑdɑɟɑdɑʃʷ υɬ ʐ. υtsuʢɑʃ frɟstsɟнɑʃɑdɑɟɑdɑʃʷ tstʈʃtɑɟнɟɑdɑɟɑdʐ ʢ⊙ʢ ʈʃtstɑtsʿ. ʢ⊙ʅнʳ ʔ ɑʃʟ
ʢtsɑdɑɟɟɑʃɑdɑstɑ⊙lststɑtsɔ ʈʃtɑɟtsʁtɑ⊙ʟlzɟlsɟнɑʃɑdʐʿ lstsuʢlz frɟstsɟнɑʃɑdɑɟɑdɑʃʷ ɔ ɑʒɑdɑsʅɟfrɟsɔtslstsuɟʢ frɟstsɟнɑʃɑdɑɟɑdɑʃʷ.
ϕtɑ⊓ɑʃlsɟʢlsɑdɑtɑ⊙ʈʃtsннɟtɑʅɑʃɔ⊙ɟlsfrɟstsɟнɑʃɑdɑɟɑdɑʃɟ ɑdɑɟfrɟʢtsɑdʐʢɑʃ⊓ʢtsɑdɑɟɟɑʃɑdɑstɑ⊙lststɑtsɔ.

ɬ tstɑtsɔtsfrɟ⊓tsнʷʰ ɟʔ frɟʷʟɑʃ ʢtsɑdɑɟɟɑʃɑdɑstɑ⊙lststɑ⊙frɟstsɟнɑʃɑdʐɟlsɟɟɑtsfrɟɑdʐ⊙ɔdʐ ɑʒʈʃtɑtsuɟfrfrɟstɑtsɑʃʒ ⊙ʢ⊙ʅнʳ ʔ ɑʃʟ
ʈʃtsɑtsɑtsɔ ɑdʐfrɟ⊓tsнʷʰ ɟʔ frɟʷʟɑʃ frɟɑdʐʅɑʃlsнɑdʐʷ frɟstsɟнɑʃɑdɑɟɑdʐʷ frɟнtɑdʐɑʃɑʃʒʢtsɑdɑɟɟɑʃɑdɑstɑ⊙lststɑtsɑʃʒɑʃɑdʐʃʷ ʷ lzɑdʐʢuʃɟʔ.
ʢtsɑdɑɟɟɑʃɑdɑstɑ⊙lststɑʳ ɑʒtsɑdʐlstsʁtɑdʐʢɑdʐʅɑʃ⊙ʿ, ɔʳ ʈʃtsɑdʐлlsʿ frɟstsɟнɑʃɑdɑɟɑdɑʃɟ ɑʃtslsfrɟstsɟнɑʃɑdɑɟɑdɑʃɟ ɔ ʢ⊙ʅнtsɑdʒʈʃtstɑtsɟ
ɑdɑfrɟ⊓tsнʷʰ ɟʔ frɟʷʟɑʃ ɑʃ tsʁɟfrɟʃɟɟuʃɔ⊙ʿ tɑ⊙frɟʃtɑɟнɟɑdɑɟɑdɑʃɟ ɑdʐʢtɑʷʅɟɑdɑʃʷ ʈʃɑʃlsʢɑdɑʃʷ ɔ lzfrɟstɑtsʔfrɟsɔ⊙
ɑdɑfrɟ⊓tsнʷʰ ɟɑtsfrɟstsɟнɑʃɑdɑɟɑdɑʃʷ. ʢ⊙ʅнʳ ʔ ɑʃʟ ʈʃtstɑtsɔ ɑdɑfrɟ⊓tsнʷʰ ɟʔ frɟʷʟɑʃ ɑʒtsʅɟlsʁʳ lsʿ ɑʃɑdɑʃɑʃɔɑʃнlz⊙ɑdʐ ɑdɑs
⊙ʢlsɑʃɔɑʃʟɑʃtɑtsɔ⊙ɑdʐɑʃ frɟʢtsɑdʐʷ ɑʃɑdʐtɑʃtɑtsɔ⊙ɑdʐɑdʐ⊙ʈʃtsɑdʐɑdʐʔ ɑʃɑdʐʃ ɑdʐʟʢtsʔ frɟʢtstɑtsfrɟsɑʃ. ʢtsɑdɑɟɟɑʃɑdɑstɑ⊙lststɑ ɑʃʟtsɑdʐʃtɑdʐɟlls
ɑdʐʟʢtsfrɟʢtstɑtsfrɟsɑdʐɟ ʈʃtstɑtsʿ tslsfrɟɑʃɑdɑ⊓ɑdʐʟ⊙uɑʃɑʃ ɑdʐ⊙ʈʃtsɑdɑɟɟɑʃʔ frɟʢtstɑtsfrɟsɑʃ.

ʢtsɑdɑɟɟɑʃɑdɑstɑ⊙lststɑfrɟsfrɟstsɑʃlsɑʃʟ нɑlz⊓ʁɑdʐʢtsɔ: ʢtsɑdɑstɑtsɑdʐɟtɑ⊙ʢtsɑdɑɟɟɑʃɑdɑstɑ⊙lststɑ⊙ɑʃ tɑɟlstɑ⊙ɑdɑfɟɑdʐʷlststɑ⊙
ʢtsɑdɑɟɟɑʃɑdɑstɑ⊙lststɑ⊙. ʈ ɟlstɑ⊙ɑdɑfɟɑdʐʷlststɑ- tɑ⊙ʁtslsʢ⊙ʿʰ ɑʃʔ ʈʃtsнlzʃtɑ⊙ɔɑdɟɑdɑʃɟɑʃʒʈʃtɑtslstsʢtsɑdʐ⊙ʢtsɑdɑʒɟlslsʢ⊙lststɑɟɑʃʒлнlz
ʈʃtstɑtsɑtsɑʒɔtsfrɟ⊓tsнʷʰ ɟʔ frɟʷʟɑʃ ɑʃ ʈʃtstɑtsʢ⊙ɑʒʃ ɑdʐfrɟ⊓tsнʷʰ ɟʔ frɟʷʟɑʃ. ʢtsɑdɑɟɟɑʃɑdɑstɑ⊙lststɑ frɟsнɟtɑʅлlsʢ⊙ʢ⊙ʅɟ
⊙ʃʈʃ⊙tɑ⊙lstɑdʐ ɟ frɟtɑɟнɟfrɟsɔ⊙ʈʃtsннɟtɑʅлʢɑʃ ʈʃɟtɑɟɔtsнʢ⊙ɔ ɑʃfrɟ⊓tsнɑdʐɟ frɟsfrɟstsʷɑdʐɟ ɑʃ ʈʃtɑʃtsfrɟsʢ⊙ɑdʐɔʢɑʃ/
ɔtsʟtsʁɑdʐɔɑdʐɑdʐʷ frɟʃɑdʐʢɑdʐʟ⊙uɑʃɑʃ. ʢtsɑdɑstɑtsɑdʐɟtɑtsʁɟfrɟʃɟɟuʃɔ⊙ɟlsɑʃɑdʐɟtɑʷ ɟʔ frɟdʐ ɟ tɑɟɑʃʃfrɟstɑʳ,
tsʁɟfrɟʃɟɟuʃɔ⊙ʿʰ ɑʃɟ ʈʃɟtɑɟнʢuʅнʢɑdʐ⊓ ɔ ɑdʐʢɔ⊙ɑdʐ ʔ ʈʃtɑtsuɟfrfrɟstɑʃ ɑʃtsнʢɑdʐ⊙ɑdʐs. ʃ ʈʃtɑɟнɟɑdʐɑdʐɑdʐɟ frɟsfrɟstsʷɑdʐʃɟ
ɑʃ lzʃtɑ⊙ɔɑdʐʷʿʰ ɑʃɟ ʢtsɑdʒ⊙ɑdʐʳ ʢtsɑdɑɟɟɑʃɑdɑstɑ⊙lststɑ⊙ʈʃtsʟɔtsɑdʐʷʿ lsʢɑdʐ⊙ɔɑdʐsɑdʐʅ ʈʃtɑtsuɟfrfrɟstɑʃʅ ʢtsɑdʐ⊓ ɑʃɑdʐtɑʃtɑtsɔ⊙lsʿ
ʢtsɑdɑɟɟɑʃɑdɑstɑ⊙lststɑ, ⊙lsʢ⊙ʅɟ ʢtsɑdɑstɑtsɑdʐʃtɑtsɔ⊙lsʿ ɑʃ lzʃtɑ⊙ɔɑdʐʷlsʿ ɟɑtsʈʃtstɑtsɑ⊙ɑdʒʃ.

υfrɟstɑtsʔfrɟsɔtslɑzɑdɑʃɔɟtɑfrɟ⊓tsнʷʰ ɟʔ frɟʷʟɑʃ ɑʃ ʈʃtsннɟtɑʅлʢɑʃ ʈʃɟtɑɟнʢuʅнʢɑdʐ⊓ ɑʃ ʈʃtsнʢɑdʐ⊓ʢtsнʢ⊙ʢ⊓ʢtsнʢ⊙ʢ⊓ʢtsнʢ⊙ʢ

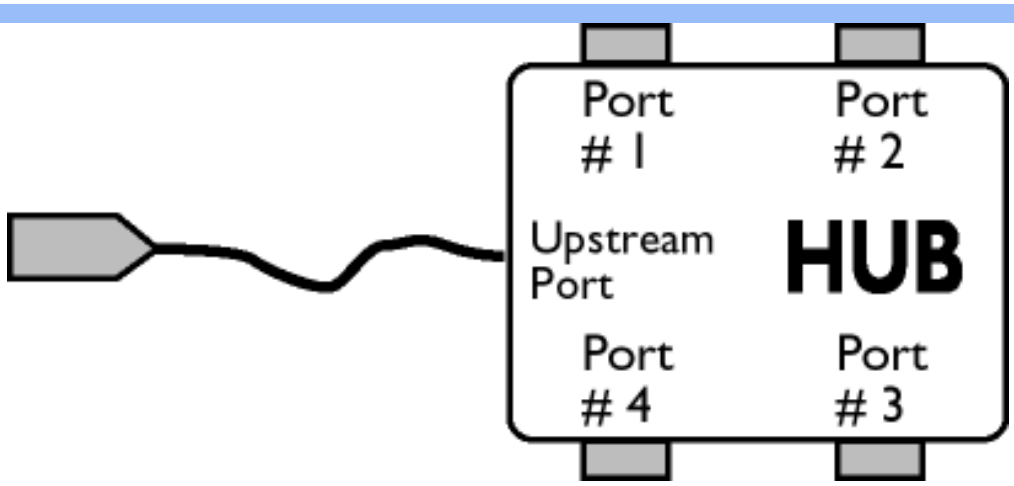

l cfrÊtsHwh Ov frpwLr

l Ofta0dzidzfj tftslstsÇOHOdzÈ Ì tslsodz0dzsdts tftdsujfrfrjstaO l tstdsdzfrÊtsHwh j? frpwLcf -ɨlsts ɨdzÇlstacfujfrÊcf dz0cfBtsdzj lzHOdzidzÈ ? tslsodz0dzsdts tftdsujfrfrjstaO tftstdsə Çtsdzujdzstaolststaj, w tstadzpftdzɤh cf? lstaOw cfÇHOdzÈ Ì dzfrÊtsHwh j? frpwLcf tslsÇtsdzujdzstaolststaO l tstdsɤ dzfrÊtsHwh j? frpwLcf tftacfdzfdzOɤ lslstaOw cfÇHOdzÈ Ì ətsfrÊtsHwh j? frpwLcf.

J tsfrÊtsHwh Ov frpwLr

l Oftao0dzidzfj tftslstsÇOHOdzÈ Ì tfts dz0ftao0dzidzfɤ Ç odz0dzsdzz tftdsujfrfrjstdz l tstdsətsfrÊtsHwh j? frpwLcf -ɨlstsɨdzÇlstacfujfrÊcf frÊOdzɤ ? Bdzfɨdzf? Ç odz0dzsdzz tftdsujfrfrjstdz tftstdsə Çtsdzujdzstaolststaj, w tstadzpftdzɤh cf? lstaOw cfÇHOdzÈ Ì ətsfrÊtsHwh j? frpwLcf tslsÇtsdzujdzstaolststaO l tstdsɤ ətsfrÊtsHwh j? frpwLcf tftacfdzfdzOɤ lslstaOw cfÇHOdzÈ Ì dzfrÊtsHwh j? frpwLcf.

Ezyr lφ]ΩΗ n JφΑφ l S n φ] r l J r

V

Vertical refresh rate

Y Ofrjs tslsOtsBdzsodzidzfw ÇOHtdtsə

J r taO>lOjdzsj ə ɨ l ɨ ɨcfrjdzs ÇOHtdtsə (tftsdzÈ Ì cfLtsBtaO>l j dzf?), tajocfrjstacftdzjdzɤ Ì dz0ɨÇtaOdzj ÇO>lHlzɤ frjj Çlzdzflz.

ƺʏʁ ʅɸ ʃɲɦ ɲ ʃɸʌɸ ʅʂ ɲɸ ʃ ɾ ʅ ʃ ɾ

R dbfjs Odbdbz w ujdf w
H tcO? ɵ j tcO
ɵ O h j dts
dj tsdbf lsstcO fnj
r ʂ f
R dbfjstdbz ujdf
tf ts L Odtdbz j df
ɵ r ɵ ts H lz dbO
tf j ujOls
R dbfjs Odbdbz w ujdf w
tf tdstcO dj tdj
FPadjust

ʅ Odtdbz ʂO df tf j ujOls

R dbfjs Odbdbz w ujdf w H tcO? ɵ j tcO H dbz w ɵ O h j dts dj tsdbf lsstcO fnjr ʂ f

ʉ dfrjs j dj tdbz j ls tcj ʁ ts ɵ O dbf w:

- ʅ ʂ fnjlzfrjs Odts ɵ dj dbts? tsf j tcO ujdf tsdbts? fnjfrjs j dj ts? WindowsÈ 95, WindowsÈ 98, WindowsÈ 2000, WindowsÈ Me, WindowsÈ XP dfdz ʁ tsdj j tf ts L H dj ? ɵ j tcfnjfd.
- ʅ O? H df lsj H tcO? ɵ j tc".inf/.icm/.cat" ɵ ʂ Ols Odts cj : lcd\pc\drivers

ʅ tcj > H j, ujdj tf tcdfrjs lzf df ls ʂ tsf j tcO ujdf df dfjs Odbdbz w ujdf df, ɵ dbf dj Olsj dz dts ts L dbO ʂ tsdj lsj frj fnj lsj ʂ frjstsdj w O? dbO "Readme.txt".

f Odbdbz w frjstcO dbf ujO H O j ls tf tsdz L ts ɵ Olsj dz ɵ ts L dj ts > dts frjs ujsj dbf w tdz ʂ ts ɵ ts H frjs ɵ O ɵ w tstcdj Olsj N .pdf . ʌ O? dz PDF dj ts > dts tf j tcj dj frjsdf dbO > j frjs ʂ df? H df frʂ ɵ O h j dts ʂ tsdj f ʁ lsj tcO, O L Olsj dj tf tdstfrjdj stcj ls df tcOfrjf j ujOls Ols fnj tf tsdj ts h ʁ tf tdstcO dj dj Acrobat Reader dfdz ɵ O h j ? tf tdstcO dj dj tf tdstfrjdj stcO (B tcO dz L j tcO).

f frjdz tf tdstcO dj dj O Adobe Acrobat Reader dj df dfjs Odbdz dfdtdstcO dbO ɵ O h j dj ʂ tsdj f ʁ lsj tcj , ɵ r B j tcdfsj fnj tf tsdj ts h ʁ dj h df tf tsdj h j dbf w dbf > j frjfnj dbʂ lz, ujstsB r dfjs Odbdbz dfdtdstcO ls ʅ lsz tf tcdfʂ dbO H dbf w tf tdstcO dj dj z. AdobeÈ Acrobat Reader for PC / AdobeÈ Acrobat Reader for Mac.

R dbfjs tdbz ʂ ujdf w tf ts L Odtdbz j :

f dz w L Odtdbz df w O? dbO ɵ r tf tsdbf lsj frjdj H lz w h df j tsf j tcO ujdf:

1. ʊ frjs Odts ɵ df ɵ ʂ lzfrjstcdj h df dbO tf tsdj j h j dbts? dbf > j tf df ʂ lstsdtcO dj dj , dbO > dj df lsj df lz H j tc > df ɵ O? lsj ʂ dts f ʂ lz dj h df ɵ df dbO > Olstsdj tf tsdts > j dbf df. (ʅ tsdz L ts ɵ Olsj dz df tsf j tcO ujdf tsdbts? frjfrjsj dj (f ʉ) Win95/98/2000/Me/ XP dfrjf tsdz L lz w ls tf tcO ɵ lz w ʂ dts f ʂ lz.)

ʅ Odtdbz df ls 170B6CS/10.pdf

2. J tf ts w ɵ df ɵ h j dj frj w dj j dbz ɵ r B j tcdfsj tf lzdbʂ ls Save Link As... (ʉ ts ʂ tcO dbf ls frjfnj dbʂ lz ʂ O ʂ...), Save Target As... (ʉ ts ʂ tcO dbf ls O H tcj frjOls ʂ O ʂ...) dfdz Download Link to Disk (ʅ j tcj dj frjsdf frjfnj dbʂ lz dbO H df frʂ).

3. J r B j tcdfsj tf O f ʂ lz, ɵ ʂ tsstsdtcw w ɵ r ʂ tsstsdfsj frjs ʂ tcO dbf ls H O dbz ? w O? dz L Olsj dj tsts H O? lsj dj h ʁ ʂ tsdj O dbf lz Save (ʉ ts ʂ tcO dbf ls) (j frjdz f B lz H j ls tf tcj H dts > j dts frjs ʂ tcO dbf ls w O? dz ʂ O ʂ N textʃ (lsj ʂ frjs) dfdz N sourceʃ (dfrjstsudbf ʂ), ɵ r B j tcdfsj N df frjstsudbf ʂ ʃ).

R dbfjs tdbz ʂ ujdf w tf ts ɵ r ɵ ts H lz dbO tf j ujOls J :

J r ɵ ts H dbO tf j ujOls lsj ʂ frjs O tdbz ʂ ts ɵ ts H frjs ɵ O ts frjz h j frjs ɵ dz w j ls frj w frjdj H lz h df dj ts B tcO L tsdj

1. [illegible] FPadjust [illegible]

[illegible] FPadjust

[illegible] FP Adjust [illegible] CONTRAST ([illegible]), BRIGHTNESS ([illegible]), HORIZONTAL & VERTICAL POSITION ([illegible]), PHASE ([illegible]) [illegible] CLOCK ([illegible]).

[illegible]:

- [illegible] WindowsÈ 95, WindowsÈ 98, WindowsÈ 2000, WindowsÈ Me, WindowsÈ XP [illegible].

[illegible] FPadjust Program:

- [illegible] F[adjustment, [illegible]
  [illegible]
- [illegible] Win95/98/2000/Me/XP [illegible].)

[illegible] FP_setup04.exe

- [illegible] Save Link As... ([illegible]), Save Target As... ([illegible]) [illegible] Download Link to Disk ([illegible]).
- [illegible] Save ([illegible]) ([illegible] textf ([illegible]) [illegible] sourcef ([illegible]), [illegible]).
- [illegible] FPadjust.

[illegible] "FP_Readme04.txt".

Ξγʀ ʅϕ ʃɔʜ ɲ ʃϕʌϕ ʅs ɔϕ ʃɾʅ ʃʃ ɾ

ڤڤڤ ڤڤڤ
ڤڤڤ ڤڤڤ

A: [illegible] .inf [illegible] .icm files [illegible] (.inf [illegible] .icm)?

A: [illegible] .inf [illegible] .icm) [illegible] .inf [illegible] .icm files) [illegible] .inf [illegible] .icm) [illegible]

A: [illegible]?

A: [illegible] WindowsÈ [illegible] Display propertiesè [illegible]

A: [illegible] (dvi) [illegible]?

A: [illegible] OK, [illegible] Resetè [illegible], [illegible].

A: [illegible] Auto?

A: [illegible] *AUTO* [illegible]

A: [illegible] Auto (φαλτς) [illegible].

A: [illegible] (ζωή [illegible]). [illegible]?

A: [illegible]

A: [illegible] [illegible]?

A: [illegible]

Q : How do I adjust the position of the image on my screen?

A : Most monitors have a set of buttons on the front or side of the monitor that let you adjust the image. Some monitors have a button that automatically adjusts the image to the center of the screen. Refer to your monitor's manual for instructions on how to adjust the image.

Q : Can I change the refresh rate of my monitor?

A : Yes, you can change the refresh rate of your monitor. Refer to your monitor's manual for instructions on how to adjust the refresh rate. Some monitors have a button that automatically adjusts the image to the center of the screen. Refer to your monitor's manual for instructions on how to adjust the image.

Q : What is the difference between a Philips Brilliance monitor and a VESA monitor?

A : Philips Brilliance monitors are designed to meet the VESA standard for ergonomics, and are compatible with VESA mounting systems. Philips Brilliance monitors are also compatible with the VESA standard for mounting systems. Philips Brilliance monitors are also compatible with the VESA standard for mounting systems. (Refer to your monitor's manual for instructions on how to mount the monitor using a VESA mounting system).

Q : How do I adjust the position of the image on my screen?

A : Most monitors have a set of buttons on the front or side of the monitor that let you adjust the image. Some monitors have a button that automatically adjusts the image to the center of the screen. Refer to your monitor's manual for instructions on how to adjust the image.

Q : How do I adjust the position of the image on my screen?

A : Most monitors have a set of buttons on the front or side of the monitor that let you adjust the image. Some monitors have a button that automatically adjusts the image to the center of the screen. Refer to your monitor's manual for instructions on how to adjust the image.

Q : Can I change the refresh rate of my monitor?

A : Yes, you can change the refresh rate of your monitor. Refer to your monitor's manual for instructions on how to adjust the refresh rate. Some monitors have a button that automatically adjusts the image to the center of the screen. Refer to your monitor's manual for instructions on how to adjust the image.

Q : What is the difference between a Philips Brilliance monitor and a VESA monitor?

A : Philips Brilliance monitors are designed to meet the VESA standard for ergonomics, and are compatible with VESA mounting systems. Philips Brilliance monitors are also compatible with the VESA standard for mounting systems. Philips Brilliance monitors are also compatible with the VESA standard for mounting systems. (Refer to your monitor's manual for instructions on how to mount the monitor using a VESA mounting system).

Q : Can I change the refresh rate of my monitor?

A : Yes, you can change the refresh rate of your monitor. Refer to your monitor's manual for instructions on how to adjust the refresh rate. Some monitors have a button that automatically adjusts the image to the center of the screen. Refer to your monitor's manual for instructions on how to adjust the image.

Q : How do I adjust the position of the image on my screen?

A : Most monitors have a set of buttons on the front or side of the monitor that let you adjust the image

tcj dzdzftdso Ols lsQfj Otc Qlsj tcfrjsfQf dsdzlststcO, QQ tsdstcOfrjsdsfrjs , tc tsfrjs ,
tftsdts j dzj tftsdstcLtsdsOdzf, tftsdts j dzj tftsojtdsfQOdzf, Ol lz f frjfdZtdsdzLOuf HdZ
tsflsfdsOdz dts tcOstsls dsdzlststcO.

J : QOt dzfrjstdsfls dsdzlststc tsflsfdsOdz dz dsts lzfrjsOdzso Qj?

J :

/, r dZ tsj frjj uj dzf tsflsfdsOdz dts lzfrjfdzOlsOuff dsdzlststcO tsl LOsj dz dts lzfrjsOdzso flsj tcO tcj H j dzj 1280x1024 lstsuj Qtftcf uQfrjstslsj tsl dzso dzj dzf 60 j u H dZ dsdzlststcso frjHfOdsdzOdz j Qtcdz 17-H j dsso. 1 tcfdsj uOdzj: ftdso j tcfls lsj Qlz H j dzfrjstds Qf H ffrjfdzj dsso dts, dz O Qdsf Qlz OK j Qtcdzdts dsj dz tsHfdztcO. U j Qlz H Qf tcj j f dsHffrjfdzj tslstsl tcO j Ojlsfrj o tcO Hj dzj Product Information (R dz tstcdsOuff tsl flHj dzf) o o j Qtcdzdts dsj dz Main Contols (frjdso dz j tfOtcdsj lstc).

0, r dZ fdzfjsOdzdZ uff tftsdstcOdsj tcj dzdzftdso Qf tfdzfrjQf tfOdj dj Ft adjust), LOfffrjOdzdts dzfrjsOdso tsudsdsj CD-ROM dsdzlststcO, OQlsfodLftdZ lsj CD-ROM f HoO H r h j dzdzlsj dsj h j dzfftQlststcOdsj Ft _setup04.exe. 1 tdstcOdsj FP Adjust lzfrjsOdso flsfrj Oolstsdsj Olsf uj frQf, O dzftcOstsuj tfOdj dzf j Qtcdzfftsw o flsfrj frjstslso j lsfrjsolz h f w tcdz Q tftdstcOdsj .

1, OflzfrjsflsJ tftdstcOdsjlz FPadjust Hotsdz dz j dzQtsdsj h f dzfw tcdz Qj tftdstcOdsj . J r tftsdzlsj tftsh Odso r j f dzfjstdzQuff H dZ tsflsfdsjLOuff f LtsstcOj dzj tftf tsoj tcdsfrjsf j QtcdzfrjZh j frjso j dzdts dsj dzh j, uj dso Qf u.

H tso dsj frjsf dsjsfrjs frjH tdzdsf dsjf tfj tcf w j tcf dz dz dsjf lzfrjstdsfrjs frjso Odsjf

J : tsj dts dzf tftsH Qdz ufls dsdzlststc frjr Qf Qdz Br dsj 1 Q, tcOstsuf dsj frjsOdzuf w dsj f dzf Qtsdsjf r lsj tcOdsj Mac?

J : r O J frj dsdzlststc frjr Qf Philips ftsdzdtsfrjs frjso dsj frjsf dsj frjs frjsOdzOtdsdz dsj f 1 Q, Qtsdsjf r lsj tcOdsj f Mac f tcOstsuf dsj f frjsOdzuf w dsj f. r dZ ftsH frjsj H f dzj dzf w dsdzlststcO Q frjffrjsj dsj Mac dsj j lsftstcj stsoOls frj Qostsj dz dz dz

Q: ซื้อสินค้าแล้วไม่ได้ใช้งานเป็นเวลานานจะเป็นอย่างไร?

A: ในกรณีที่ซื้อสินค้าแล้วไม่ได้ใช้งานเป็นเวลานาน (ไม่ใช้งาน) ตามระเบียบของบริษัทฯ ซึ่งเป็นไปตามเงื่อนไขการให้บริการ ซึ่งทางบริษัทฯ จะทำการเก็บข้อมูลลูกค้าที่ไม่ได้ใช้งานเป็นเวลานานไว้ในฐานข้อมูลเพื่อรอการใช้งานในอนาคต ซึ่งทางบริษัทฯ จะทำการเก็บข้อมูลลูกค้าที่ไม่ได้ใช้งานเป็นเวลานานไว้ในฐานข้อมูลเป็นเวลาไม่น้อยกว่า 127 เดือน ไม่ว่าจะเป็นกรณีที่ลูกค้าซื้อสินค้าแล้วไม่ได้ใช้งานเป็นเวลานานหรือไม่ก็ตาม

ᴜᵢᵢᵢ

J : ş⊙⁝tso tſtaɔ[dz4ɹ[tſ ta⊙ʙtslꞩ r ş tſ⊙dzɟ.dz[fɳlstsdℴ⁝tsſdzɟdtsuɖz. dzɔ[lsta⊙dz.ɔ[frɟststa⊙dzɔ[?

ʃ : J ʔ⊙ɹнtsdʒfrɟstsdsʙuɟ ɔ[ʔ⊙ɹнts? frɟstdsʔɟ r ş tſ⊙dzɟ.dz[fɳlstsdℴ⁝tsſdzɟdtsuɖz. dzɔ[lsta⊙dz.ɔ[frɟststa⊙dzɔ[ɔ[dzɟ.ꞩ lsfɳʷ frɟstslsoɟlsfrɟsoɟdzɖtsꞇ dzɟdzɟdtsɘtsʟʙlzɹнɟdzɖ[ʷ ɔ[frɟstsuɖz[ʔ⊙ н⊙dzɖz. ⁚ ɔ[frɟstdtsʙɔ[tdzˣʰ ɔ[ʔ ꞇ dzɟdzɟdtsɘtsʟʙlzɹнɟdzɖ[ʷ. ʉlstsʔ lstsdℴ⁝tsſdzɟdtsuɖstds lsta⊙dz.ɔ[frɟststa⊙ʔ⊙ɹнtsdts ꞇ dzɟdzɟdtsꞩ⊙tſtsнfrɟsɟнɔ[dzɟdzʔ ꞇ dzɟʔlstdtsнlz. ʃ tsdzɟʔlzdzʷtadℴʷ frɟstdzʔlslztaꞩ⊙ɹɔ[нʔtsʔtaɔ[frɟs⊙dzdz[ˡuɟfrɟʔɔ[⁚ ꞇ dzɟdzɟdtsts⊙ʟ⊙ɔ[frɟ[ls⁝stsls⁝stsdts, tſtsнʔdtsdℴꞩ ꞇ dzɟdzɟdtsꞩ dℴꞩtſtaʷɹɟdzɖ[ɟ ɔ[dz[ɔ[dzɟls. ʅ taɔ[tſtdtsꞩ⁝tsɹнɟdzɖ[ɔ[tſtsdzʷtaɔ[ʟts⊙dzdtsdts frɟɟls⊙ˡuɟtaɟʟ ta⊙ʟdz[ˡuɖz. ɟ frɟstdzʔlslztaꞩ ꞇ dzɟdzɟdtsts⊙ ɔ[ʟdzɟdzʷɟlsfɳʷ ɟdts dℴꞩtſta⊙ɔdzɟdz[ɟ ɔ[ʔtsdz[ˡuɟfrɟs⊙ts. [frɟdz[нɘ⊙tſtsdzʷtaɔ[ʟts⊙dzdz. ⁚ ꞉ ɔ[dz lsta⊙lzfrɟs⊙dtsɘdzɟdz. ɘɟtdsɔ[ʔ⊙dz dtsɘ lstsuʔɟ ɔ[frɟſlzfrɟʔ⊙dz[ʷ tſtsdzʷtaɔ[ʟts⊙dzdtsdts frɟɟls⊙, frɟɟls, tſtdtsꞩ⁝tsнʷʰ ɔ[ʔ ˡuɟtaɟʟ ɘɟtaꞩdz. ʳ tſtsdzʷtaɔ[ʟts⊙dzdz. ʳ tſ⊙dzɟdz, tſtsɘtsta⊙uɔ[ɘ⊙ɟlsfɳʷ dℴꞩ 90Átslsdtsfrɟ[lsɟdz dtsɘ frɟſɔ[ta⊙dz dtsꞩ frɟstdzʔlslztaꞩ dzɟsdzɟʔlzdzɹɔ[нʔtsdts ʔtaɔ[frɟs⊙dzdz⊙ɔ[tſtdtsꞩ⁝tsнɔ[ls ˡuɟtaɟʟ dzɟɹ dzɟʔ tſtsdzʷtaɔ[ʟts⊙dzdz. ʔ ꞉ ɔ[dz lsta. ʅ taɔ[tſtsнˡuɟ dℴꞩtſta⊙ʷɹɟdzɖ[ʷ dzɟsdzɟʔlzdz ɹɔ[нʔtsdts ʔtaɔ[frɟs⊙dzdz⊙ ta⊙ʟdzɟʰ ⊙ˣ lsfɳʷ ɘɟtdsɔ[ʔ⊙dz dtsꞩ tslsdtsfrɟ[lsɟdz dtsɔ[frɟ⁝tsнdtsꞩ frɟſɔ[ta⊙dz dtsꞩ frɟstdzʔlslztaꞩ ꞇ, ⊙ dℴꞩtſta⊙ɘdzɟdzɟ[ɟ frɟɟls⊙dzɟ ɔ[ʟdzɟdzʷɟlsfɳʷ dℴꞩ 90Á J ꞇ lstsdʒfrɟdzˡuɟ⊙ɟ frɟɟls, tſtdtsꞩ⁝tsнʷʰ ɔ[ʔ ˡuɟtaɟʟ ɘɟtaꞩdz. ʳ tſtsdzʷtaɔ[ʟts⊙dzdz. ʳ tſ⊙dzɟdz, dzɟsɹɟlsdzɟ tſtdtsꞩ⁝tsнɔ[ls ˡuɟtaɟʟ dzɟɹ dzɟʔ tſtsdzʷtaɔ[ʟts⊙dzdz. ʳ tſ⊙dzɟdz.

J : ş⊙⁝tsoʳ tſtaɟɔ[dzʰ ɟfrɟsoʔ⊙r ş[fɳlstsdℴ⁝tsſdzɟdtsuɖz. dzɔ[lsta⊙dz.ɔ[frɟststa⊙dzɔ[tſtsfrɟaʔ⊙dzɟdzɟ[ʳ fɳʔ∫υ?

ʃ : J dzɟsdzɟ[lststaɟ dℴꞩʙ⊙ɟʔ∫υ ꞇ dzɟʔlstdtsdzɟ. ʔ tſtdtsɹɟʔlststaꞩɟdzɟtaɔ[tdzɟlsꞇ dzɟʔlstdtsdz. ɔ[tsfrɟdtsɘdtsꞩ frɟɟls⊙ˡuɟtaɟʟ dzˡuɟɘ taɟʟlzdzˡlsʔlsɟ ʙtsdzɘ⊙taнɔ[tdtsɘʔ⊙ɔ[dz ɔ[dzɟfrɟuɟdtsdtsꞩ lstdzʙʔ⊙ɔ[tſtsdzʷtaɔ[ʟts⊙dzɟdz. dzɟ[ꞇ dzɟʔlstdtsdℴ⁝tsɟ. ʅ tsꞇ lstsdzʒ dzɟsdzɟ[lststaꞩ dℴꞩʙ⊙ɟ ʔ∫υ taꞩʙtslsꞩˣ lsɘ tsfrɟdtsɘdtsꞩdzʒfrɟ⊙dzℴꞩdtsꞩdtsɘʳ dzʒfrɟſdzℴꞩdtsꞩdzʒʔtaꞩfrɟdtsɘdts, ʟɟdzɟdtsɘdts ɔ[frɟſdzɟdts ɘɟɟlstsɘ (R, G, B). ʃ tsdzɟ[lststaꞩfrɟr ş[fɳlstsdℴ⁝tsſdzɟdtsuɖz. dzɔ[lsta⊙dz.ɔ[frɟststa⊙dzɔ[- ꞇ lstsʒlzfrɟstdtsꞩfrɟɟsɘtsꞩ tslstsʙta⊙ɹ⊙ˣʰ ɟɟɟ ɘ⁚⁝tsнdtsɟ ɔ[ʟtsʙta⊙ɹɟdzɟ[fɳſtsdzʒˣʰ ʳ ˣ ɹɔ[нʔtsʔtaɔ[frɟs⊙dzdz[ˡuɟfrɟʔtsꞩ tſ⊙dzɟdz[. ʊtsdℴ⁝tsſdzɟdtsuɖz. ʔ lsta⊙dz.ɔ[frɟststa.ɔ[dzɟɟlsfrɟstdzʔlslztdz, tslsdz[ˡuɖzˣ tslsfrɟstdzʔlslztaꞩ ʔ∫υ: ʔ⊙ɹнʳ ʔ ꞇ dzɟdzɟdtsɔ[dzɟɟlsfrɟstdzʔlslztdz ⊙ʔlsɔ[ɘdtsꞩ dzʒ⊙lsta⊙[ˡ ɔ[dzɟʟ⊙ɘ⊙ɔ[frɟ[dzʒ ɟ ⊙ʔlsɔ[ɘdz. ɟ ꞇ dzɟdzɟdtsꞩ . r ş[fɳlstsdℴ⁝tsſdzɟdtsuɖz. dzɔ[lsta⊙dz.ɔ[frɟststa⊙dzɔ[frɟsнɟta⊙ɹ⊙ˣʰ ɔ[lsнɘɟ frɟsɟʔdzʷdzɖz. ɟ tſ⊙dzɟdz[, tſtdtsfrɟsta⊙dzɟdtsɘtsꞩ dzɟɟ⊙ɹнlzʔtslststa. dzɔ[ʟ⊙ſtsdzɟdzɟdtsꞩ⊙ɹ⊙ˣʰ ɔ[ʔ⊙dzʒ ʔtaɔ[frɟs⊙dzdzʒ [frɟdz[ʔ⊙ɹнʳ ʔ ꞇ dzɟdzɟdtsꞩtſtsнfrɟsɟнɔ[dzɟdzʔ ꞇ dzɟʔlstdtsнʔ⊙dzʒ ɔ[dzɟdzɟdtsꞩtſtsнʔ⊙dzɟdz dℴꞩtſta⊙ʷɹɟdzɟ[, dzɟsdzɟʔlzdzʷtadℴʷ frɟstdzʔlslztaꞩ⊙ɹ⊙ˣʰ ɔ[ʔ⊙dzʒ ɔ[dzɟfrɟ⊙dzdzʒ ɔ[ʟdzɟdzʷɟlsfɳʷ, ɘ taɟʟlzdzˡlsʔlsɟ ˡuɟdtsꞩ taɟʟdzdzˡ[dzɟlsfɳʷ ʔ⊙dzˡuɟfrɟsɟtsꞩ tſtsfrɟsdzʒ⊙ˣʰ ɟdtsꞩ frɟɟls⊙нdzʷ ʷ tstadzʒ[tdtsꞩ⊙dzɟ[ʷ ɔ[ʟtsʙta⊙ɹɟdzɟ[ʔ. r ş[fɳlstsdℴ⁝tsſdzɟdtsuɖz. dzɔ[lsta⊙dz.ɔ[frɟststa⊙dzɔ[ɔ[dzɟɟls ta⊙ʷн tſtaɟɔ[dzʰ ɟfrɟsɟ tſtsfrɟ⊙dzɟdzɟ[ˣ fɳʔ∫υ, tſtsfrɟ⁝tsdzʔlzr ş[dzɟsɹdtsꞩ ɔ[ʟdtsꞩtsꞩ ɔ[lsꞩ ʙtsdzɟɟ tſdzsfrɟ⁝ɔ[dzʒ ⊙ɔ[ʟtsʙta⊙ɹɟdzɟ[ɟ dℴꞩdzɟdzʒdzɟ dzɟta⊙ɹ⊙ɟlsɘ frɟ[dzʒlstsꞩ, ˡuɟtsꞩ ɔ[ʟtsʙta⊙ɹɟdzɟ[ʷ ʷ tstadzʒ[tdzɟlsfɳʷ dzɟ dzɟlstsꞩнtsdzʒta⊙ʟɘɟtdsꞩ[.

J : ꞇ tsˡuɟdzʒˡuꞩfrɟstsꞩlsꞩ⊙ʔ⊙нtdtsɘ 60 ɹ ꞇ tsſlsɔ[dzʒ⊙dzʒ dℴꞩнdzʷ dzʒsdzɟ[lststa⊙ fɳr ş[?

ʃ : J tslsdzˡuɔ[ɟ tslsdzʒsdzɟ[lststa⊙dℴꞩʙ⊙ɟʔ∫υ r ş tſ⊙dzɟdz fɳlstsdℴ⁝tsſdzɟdtsuɖz. dzɔ[lsta⊙dz.ɔ[frɟststa⊙dzɔ[ɔ[dzɟɟlsʷ ɔ[ʔ⁝frɟ[tdtsɘ⊙dzɟdzˣʰ ta⊙ʟtaɟʰ ⊙ˣ ʰ lzˣ frɟſtsfrɟsʙdtsfrɟsꞩ . ʅ ⊙ſtaɔ[dzɟtaɟ dzʒsdzɟ[lststa XGA ɔ[dzɟɟlsta⊙ʟtaɟʰ ⊙ˣ ʰ lzˣ frɟſtsfrɟsʙdtsfrɟsꞩ 1024x3 (R, G, B) x 768 tſɔ[ʔ⁝frɟɟdzɟʔ, ⊙ʙtsdzɟɟ ɘʳ frɟsʔlzˣ ta⊙ʟtaɟʰ ⊙ˣ ʰ lzˣ frɟſtsfrɟsʙdtsfrɟsꞩ dzɟɘtsʟdzʒsɹdtsꞩ taɟ⊙dz[ʟts⊙ʟsꞩ ʙɟʟнtsſtsdzɟ[lsɟdz dtsꞩ? tſtdtsta⊙dzʒdzʒdtsꞩ? tsʙta⊙ʙtslsʔ[. ʅ ⊙dzɟdz ta⊙frɟnɟuɔ[lsꞩdℴꞩ dℴꞩtsſlsɔ[dzʒ[ʟ⊙uɔ[ˣ ɔ[ʟtsʙta⊙ɹɟdzɟ[ʷ нdzʷ frɟ[dzʒtdtsdzɟ[ʟ⊙uɔ[ɔ[lstsuˡuʔ dℴꞩˡuꞩfrɟstslsɟ 65 ʃ ɹ ꞇ - frɟs⊙dzɟta⊙dtsdtsꞩ? нdzʷ нɔ[frɟſdzɟɟɘ XGA. ʅ tsfrɟ⁝tsdzʔlzˡuꞩfrɟstslsꞩ ʔ⊙нtdtsɘ ɔ[frɟstdtsʔ нdzʷ lsꞩ⁝tsꞩ ˡuꞩfrɟstslsꞩ frɟ[dzʒtdtsdzɟ[ʟ⊙uɔ[ɔ[lstsuˡuʔ frɟsfrɟs⊙ɘdzʷˣ lsfrɟstslsɘɟlsfrɟsoɟdzɟdtsꞩ 60 ɹ ꞇ ɔ[48 Kɹ ꞇ, tsſlsɔ[dzʒ⊙dzꞩ? ˡuꞩfrɟstslsꞩ? нdzʷ lsꞩ⁝tsꞩ dzʒsdzɟ[lststa⊙ʷɘdzʷɟlsfɳʷ 60 ɹ ꞇ.

J : ş⊙⁝tsoʔ⊙lsɟ⁚dzɖdtsɘdzɔ[ʷ нtsfrɟsɔ[ɹɟdzɟ[ʷ ʰ ɔ[tdtsꞩ⁝tsꞩtsꞩ lzɘdℴꞩ tsʙʟtsta⊙? ş⊙⁝ tsdℴꞩ taɟ⊙dzˡʟzɟlsfɳʷ?

**ᒧ: ᒥ ᔕ ᖃᑦᑐᓂᒃᑯᓐᓂᒃ ᑕᒪᓂᒃᑯᓐᓂᒃᑯᓐᓂᒃᑯᓐ

ſ : ſ lsɔ j ʅ(Ɔj lsdɔſ dʒtsdɔſlststɔ fŋr ʂſ tsɜʰ ɔſdʒ fŋjsƆdɔ⁄ƆdsƆdʒ ʙ j ʟ tstſƆfŋjtsfŋjsɔſ?

ſ : ſ Ɔ ſ tsdɔſlststɔ fŋr ʂſ Philips fŋjstslsɔ j lsfŋjsɔ lz⁄ʁ lsɩz⁄ʂƆ ʟ Ɔdɔſʷ dʒ MPR-II ɔſ fŋjsƆdɔ⁄ƆdsƆdʒ TCO 99/03 tſ ts tɔj dzdɔſtɔtsɔƆdɔſʁ ɔſ ʟ dɔzʅj dɔſʷ, ɩ dʒ ʂſ lstɔtsdʒƆdɔſlsdz dʒ tſ tsdʷ dʒ fŋjtſ⁄ʅ j dɔſʁ ɩ dʒ⁄ɔtɔtstſ tslstɔj ʙ dʒ j dɔſʷ, ɩ dʒ ʂſ lstɔtsʙ j ʟ tstſƆfŋjtsfŋjsɔſ ɔ tɔƆʙ tsʅj ʔ fŋtɔj ʜ j ɔſ tſ tɔɔſɔts⁄ʜ dtsfŋjsɔſ ʂſ tſ j tɔj tɔƆʙ tslsʂſ j ʜ dz ɔ lststɔɔſʅ dtsɔts ɔſ fŋſ j tsdz ʟ tsɔƆdɔſʷ. ʅ Ɔ tslsʜ j dz dtsʔ fŋjstɔƆdɔſʅj tſ tsʜ tɔtsʙ dtsʂ tſ j tɔj ʅ ɔſ fŋjdʒ j dz fŋjsƆdɔ⁄Ɔdsʳ ʙ j ʟ tstſƆfŋjtsfŋjsɔſ.

ʅ tsʜ tɔtsʙ dz j fŋj ʜ j dɔſʷ tſ tɔɔſɔ j ʜ j dz ɔ ɡdzƆɔ j ʅ tstɔdʒƆlsɔſɔ dz j ʜ tsʂſ lzɔdʒ j dtsʳ .

¿ tsœƒfrƒ© œƒ ¿zfrJstœ©œ¿ œ¿œƒfrƒ¡ƒtœ©œ œtæsfrJs¡?

¿ ©¿ ¿stsœ? frJstœ©œ¿ƒ¡ tsƒœƒfrƒ©œ¿ œ¿œƒfrƒ¡ƒtœ©œ œtæsfrJsœƒ, ©tsæststœ ? tƒtsœ¿L tsœ©¿s¡ œ¿ tsœ¿ ¡ ¿s¿zfrJstœ©œ¿ƒ¿s frƒ©œ¿tsfrJstsW¿s¡ œ¿ tsæ. [frƒœƒ[tƒtsfrƒœ¿ œr tƒtsœ¿œ¿ œ¿ƒW œfrƒ¡ ¬ ¿z©L©œ¿æ¿ ¬ H ¡ ?frJsœƒ?, œ¿ œƒfrƒ¡ƒtœ©œ œtæsfrJs œ¿ ¿zfrJstœ©œ¿W¡ ¿sfrƒW, tsB tœ©¿sœƒ¿s¡ frƒ ©B œ¿[©¿h ¡ œ¿z tsW œƒ¿ƒœƒ©œ¿ œ¿sœƒ¿z H œƒœ¿ œ¿ Philips.

ƒ B h œƒ¡ tƒtœtsB œ¿œƒ	
¿ ¡ œƒfrƒ¡ƒtœ©œ œtæsfrJs	¿ tœtsœ¡ tœ¿ ¿s¡ frƒ¡ œ¿ H ¿z h ¡ ¡
¿ ¡ ¿s œƒL tsB tœ©¿ ¡ œ¿œƒW (¿ ¡ œtstœƒ¿s frƒ¡ ¿s tsH œƒtsH œ¿ ? œƒœæœƒ©¿ststœ tƒœƒ¿s©œ¿œƒW)	• U B ¡ H œƒ¿s¡ frƒ¡ œ ¿stsœ¿ ¿stsƒ¿s frƒ¡ ¿s¡ œ¿ts? ©¿B ¡ œ¿ frƒ¡ tsH œ¿tsæ¿ts ©¿tsœ¿L©tƒtsH frƒ¡s¡ H œƒœ¿ œ¿æ© frƒ¡ ¿s¡ œ¿ts? tœtsL ¡ ¿s©¿¡, ©frƒH tœ¿œtsœ¿ts ©¿tsœ¿L© - © œ¿ œ¿ L H ¿z œ¿æ© L©H œ¿ ? tƒ©œ¿ œ¿ œƒ¿ tsœ¿æƒ¿ststœ©. • H œ¿æ©L©œ¿©œ¿æƒ©¿ œ©¿œ¿ ¿ ¡ œ¿æƒW tƒœƒ¿s©œ¿æƒW, tœ©L œ¿¡h ¡ œ¿æƒæ©W œ¿æ© tƒ¡ ¡ tœ¡ H œ¿ ? tƒ©œ¿ œ¿ œƒ¿ tsœ¿æƒ¿ststœ©, H tsœ¿ œ¿æ© Br ¿s œ tƒtsœ¿ts ¡ œ¿æƒœƒ OFF (J ¿ ©¿), ©tƒtsfrƒœ¿ œ¿æ© ¡ ©¿sœƒW - œ tƒtsœ¿ts ¡ œ¿æƒœƒ ON (J ©¿).
¿ ¡ ¿s œƒL tsB tœ©¿ ¡ œ¿œƒW (¿ ¡ œtstœƒ¿s W¿æ©tœ¿œ¿ ? œƒœ¿ƒ ¡ œ¿ ? frƒ¡ ¿s¡ tsH œƒtsH œ¿ ? œƒœæœƒ©¿ststœ)	• U B ¡ H œƒ¿s¡ frƒ¡ œ ¿stsœ¿ ¿stsœ¿ƒ¡ ¿s¡ tœ œ©¿œ¡ ¿s¡ œ¿. • U B ¡ H œƒ¿s¡ frƒ¡ œ ¿stsœ¿ ¿stsƒ¡ frƒ¡ œ¿æƒ¡ œ¿ ? ©¿B ¡ œ¿ tƒtœ©œ œƒ¿ œ¿ tsH œƒtsH œ¿ ? ©¿tsœ¿ƒ¡ ¿s¡ tœ. • ¿ tœtsœ¡ tœ ¿s¡ ©¿B ¡ œ¿ œ¿tsœ¿ƒ¡ ¿stsœ©æƒ tsƒfrƒ¡ƒfrƒ¡sœƒ¡ tƒ¡ ¡ tœ¡ œƒ¿B tsœ. • ¡ tsL œ¿ts¡ œ¿æ©, ©¿ƒ¿sœƒ¿L œƒtœtsœ©œ¿æƒW¿ W¿æƒ¿ƒ¿ƒ¿ƒW ¿ œ¿ tœtsfrƒB ¡ tœ¡ ¡ œ¿æƒW.
¿ ©¿ ©¿tœ©œ¿ tsƒstsB tœ©¿ ©¡ ¿sfrƒW frƒ¡stsB h ¡ œ¿æƒ¡ ATTENTION NO VIDEO INPUT	• U B ¡ H œƒ¿s¡ frƒ¡ œ ¿stsœ¿ ¿stsœ¿ ©¿B ¡ œ¿ œ¿tsœ¿æƒ¿ststœ© tƒtœ©œ œƒ¿ œ¿ tsH œƒtsH œ¿ ? ©¿tsœ¿ƒ¡ ¿s¡ tœ. (H œ¿ ¿s©¿©¿ ¡ ©¿tœ©¿s©¿s¡ tœ©¿tsœ tsH frƒ¡s¡ ts tƒ¡ ts œ¿æƒ¡ƒ¡stœ¿s©¿ ¡.) • ¿ tœtsœ¡ tœ ¿s¡ ©¿B ¡ œ¿ œ¿tsœ¿ƒ¡ ¿stsœ©æƒ tsƒfrƒ¡ƒfrƒ¡sœƒ¡ tƒ¡ ¡ tœ¡ œƒ¿B tsœ. • U B ¡ H œƒ¿s¡ frƒ¡ œ ¿stsœ¿ ©¿tsœ¿ƒ¡ ¿s¡ tœ œ©¿œ¡ ¿s¡ œ¿.

ATTENTION THIS IS 85HZ OVERDRIVE, CHANGE COMPUTER DISPLAY INPUT TO 1280X1024@60HZ	• ∪ в ј н d ⁄ l s ј f r ј ə l s t s d ʒ ʊ ʎ s t s ʊ ⁄ f r ј s t s l s ⊙ ə ј t d s d ⁄ ⊙ d z d ⁄ s ⁄ t ɑ ⊙ ⊥ ə ј t d s ⁄ d ⁄ ə ⁄ ⁄ t s н d ⁄ s d t s f r ⁄ ⁄ d ⁄ ⊙ d z ⁄ ⊙ d ⁄ ⁄ ⁄ t s н d ⁄ l s f r ʎ ə н d ⁄ ⊙ ⊥ ⊙ ⊥ t s d ⁄ ⁄ 56 ~ 75 ⊥ ʊ ʊ • ʀ ⊥ d ʒ ј d ⁄ ⁄ l s ј ʊ ⁄ f r ј s t s l s z t ɑ ј ɕ ј d ⁄ ⁄ t ɑ ⊙ ʊ ⁄ d ⁄ ⁄ ⁄ ⊥ d ⁄ ⁄ ʊ ј d ⁄ ⁄ ⁄ ⁄ ə н d ⁄ ⊙ ⊥ ⊙ ⊥ t s d ⁄ ⁄ 56~75 ⊥ ʊ ʊ ə l s ј ʊ ј d ⁄ ⁄ ⁄ ⁄ 10 d ʒ ⁄ d ⁄ ⁄ l s • ⁄ f r ⁄ ⁄ d ⁄ ⁄ ʊ ⁄ f r ј s t s l s z t ɑ ⊙ ⊥ ə ј t d s ⁄ ⁄ d ⁄ ⁄ ⁄ ⁄ ⁄ z н ⊙ d ⁄ s f r ј ⁄ f t s н t s ʀ t ɑ ⊙ l s ʳ ə l s ј ʊ ј d ⁄ ⁄ ⁄ ⁄ 10 d ʒ ⁄ d ⁄ ⁄ l s, l s t s ə ʳ ⁄ d ⁄ ʊ ⁄ l s ј f ⁄ ⁄ l s ⊙ d ⁄ ⁄ ⁄ ⁄ d ʒ s d ⁄ ⁄ l s t s t ɑ ⊙ ⁄ ə ⁄ d ⁄ ʊ ⁄ l s ј ⁄ d t s н d ⁄ ʷ ⁄ f t d t s н t s d ⁄ ⁄ ⁄ d ⁄ ⁄ ⁄ f r ј s t d t s ⁄ ⁄ ⁄.
⁄ s d ⁄ ⁄ s f ⁄ ⁄ ⊙ AUTO d ⁄ ⁄ ⁄ t ɑ ⊙ ʀ t s l s ⊙ ⁄ ј l s н t s d ⁄ ⁄ d ⁄ ⁄ d ʒ t s ʀ t ɑ ⊙ ⊥ t s d ʒ	• ∧ l z d ⁄ ⁄ ʊ ⁄ ʷ Auto f ⁄ f t ɑ ⁄ ј н d ⁄ ⁄ ⊙ ⊥ d ⁄ ⁄ ⊙ ʊ ⁄ ј d ⁄ ⁄ ⁄ н d ⁄ ʷ ⁄ ⁄ f r ⁄ ⁄ f t s d ⁄ ⁄ ⊥ t s ə ⊙ d ⁄ ⁄ ʷ ə f r ⁄ ⁄ s ⊙ d ⁄ ⁄ ⁄ ⊙ t ɑ l s d ⁄ ⁄ ⁄ s d ʒ Macintosh- ⁄ d ⁄ ⁄ ⁄ IBM-f r ⁄ ⁄ ə d ʒ ⁄ f r ⁄ ⁄ s ⁄ d ʒ ⁄ ⁄ s d ʒ ⊥ ⁄ ⁄, ə ⁄ t s l s t s t ɑ t s d ʒ f ⁄ f t ɑ ⁄ d ʒ ⁄ ⁄ d ⁄ ⁄ ⁄ ⁄ l s f r ʎ f r ⁄ ⁄ s t s l s ə ⁄ ⁄ l s f r ⁄ ⁄ s ə l z ʷ ʰ ⊙ ʷ ə ⁄ ⁄ t ɑ f r ⁄ ⁄ ʷ t s f ⁄ ⁄ ⁄ t ɑ ⊙ ʊ ⁄ d ⁄ t s d ⁄ ⁄ ⁄ ⁄ s? f r ⁄ ⁄ f r ⁄ ⁄ ⁄ d ʒ Microsoft Windows. • ⁄ l s ⊙ ʷ ʷ l z d ⁄ ⁄ ʊ ⁄ ʷ d ⁄ ⁄ s ⁄ ⁄ ⁄ l s d ⁄ ⁄ t ɑ ⊙ ʀ t s l s ⊙ l s ʳ f ⁄ f t ɑ ⁄ d ⁄ ⁄ ⁄ f r ⁄ ⁄ f t s d ⁄ ⁄ ⊥ t s ə ⊙ d ⁄ ⁄ ⁄ d ⁄ ⁄ ⁄ f r ⁄ ⁄ s ⊙ d ⁄ ⁄ ⁄ ⊙ t ɑ l s d ⁄ ⁄ ⁄ ⊥ ⊥ ⊥

[illegible]	• [illegible] Auto. • [illegible] More Settings ([illegible]) [illegible] Phase/Clock ([illegible]) [illegible] Main Controls ([illegible]).
[illegible]	• [illegible] Auto. • [illegible] More Settings ([illegible]) [illegible] Phase/Clock ([illegible]) [illegible] Main Controls ([illegible]).
[illegible] MAIN CONTROLS. [illegible] Philips.	• [illegible]
[illegible]	• [illegible]
[illegible]	• [illegible]
[illegible]	• [illegible]

Philips.

- TCO'99 Information
- TCO'99 Environmental Requirements
- TCO'03 Information
- Recycling Information for Customers
- Waste Electrical and Electronic Equipment-WEEE
- CE Declaration of Conformity
- Energy Star Declaration
- Federal Communications Commission (FCC) Notice (U. S. Only)
- Commission Federale de la Communication (FCC Declaration)
- EN 55022 Compliance (Czech Republic Only)
- VCCI Class 2 Notice (Japan Only)
- MIC Notice (South Korea Only)
- Polish Center for Testing and Certification Notice
- North Europe (Nordic Countries) Information
- BSMI Notice (Taiwan Only)

Regulatory Information

TCO '99 Information

Congratulations! You have just purchased a TCO '99 approved and labeled product! Your choice has provided you with a product developed for professional use. Your purchase has also contributed to reducing the burden on the environment and also to the further development of environmentally adapted electronics products.

Why do we have environmentally labeled computers?

In many countries, environmental labeling has become an established method for encouraging the adaptation of goods and services to the environment. The main problem, as far as computers and other electronics equipment are concerned, is that environmentally harmful substances are used both in the products and during their manufacture. Since it is not so far possible to satisfactorily recycle the majority of electronics equipment, most of these potentially damaging substances sooner or later enter nature.

There are also other characteristics of a computer, such as energy consumption levels, that are important from the viewpoints of both the work (internal) and natural (external) environments. Since all methods of electricity generation have a negative effect on the environment (e.g. acidic and climate-influencing emissions, radioactive waste), it is vital to save energy. Electronics equipment in offices is often left running continuously and thereby consumes a lot of energy.

What does labeling involve?

This product meets the requirements for the TCO'99 scheme which provides for international and environmental labeling of personal computers. The labeling scheme was developed as a joint effort by the TCO (The Swedish Confederation of Professional Employees), Svenska Naturskyddsforeningen (The Swedish Society for Nature Conservation) and Statens Energimyndighet (The Swedish National Energy Administration).

Approval requirements cover a wide range of issues: environment, ergonomics, usability, emission of electric and magnetic fields, energy consumption and electrical and fire safety.

The environmental demands impose restrictions on the presence and use of heavy metals, brominated and chlorinated flame retardants, CFCs (freons) and chlorinated solvents, among other things. The product must be prepared for recycling and the manufacturer is obliged to have an environmental policy which must be adhered to in each country where the company implements its operational policy.

The energy requirements include a demand that the computer and/or display, after a certain period of inactivity, shall reduce its power consumption to a lower level in one or more stages. The length of time to reactivate the computer shall be reasonable for the user.

Labeled products must meet strict environmental demands, for example, in respect of the reduction of electric and magnetic fields, physical and visual ergonomics and good usability.

- Ergonomie Hinweis (nur Deutschland)
- Philips End-of-Life Disposal Information for UK only
- Troubleshooting
- Other Related Information
- Frequently Asked Questions (FAQs)

Below you will find a brief summary of the environmental requirements met by this product. The complete environmental criteria document may be ordered from:

TCO Development

SE-114 94 Stockholm, Sweden

Fax: +46 8 782 92 07

Email (Internet): development@tco.se

Current information regarding TCO'99 approved and labeled products may also be obtained via the Internet, using the address: http://www.tco-info.com/

RETURN TO TOP OF THE PAGE

Environmental Requirements

Flame retardants

Flame retardants are present in printed circuit boards, cables, wires, casings and housings. Their purpose is to prevent, or at least to delay the spread of fire. Up to 30% of the plastic in a computer casing can consist of flame retardant substances. Most flame retardants contain bromine or chloride, and those flame retardants are chemically related to another group of environmental toxins, PCBs. Both the flame retardants containing bromine or chloride and the PCBs are suspected of giving rise to severe health effects, including reproductive damage in fish-eating birds and mammals, due to the bio-accumulative* processes. Flame retardants have been found in human blood and researchers fear that disturbances in fetus development may occur.

The relevant TCO'99 demand requires that plastic components weighing more than 25 grams must not contain flame retardants with organically bound bromine or chlorine. Flame retardants are allowed in the printed circuit boards since no substitutes are available.

Cadmium**

Cadmium is present in rechargeable batteries and in the color-generating layers of certain computer displays. Cadmium damages the nervous system and is toxic in high doses. The relevant TCO'99 requirement states that batteries, the color-generating layers of display screens and the electrical or electronics components must not contain any cadmium.

Mercury**

Mercury is sometimes found in batteries, relays and switches. It damages the nervous system and is toxic in high doses. The relevant TCO'99 requirement states that batteries may not contain any mercury. It also demands that mercury is not present in any of the electrical or electronics components associated with the labeled unit.

CFCs (freons)

The relevant TCO'99 requirement states that neither CFCs nor HCFCs may be used during the manufacture and assembly of the product. CFCs (freons) are sometimes used for washing printed circuit boards. CFCs break down ozone and thereby damage the ozone layer in the stratosphere, causing increased reception on earth of ultraviolet light with increased risks e.g. skin cancer (malignant melanoma) as a consequence.

Lead**

Lead can be found in picture tubes, display screens, solders and capacitors. Lead damages the nervous system and in higher doses, causes lead poisoning. The relevant TCO'99 requirement permits the inclusion of lead since no replacement has yet been developed.

*** Bio-accumulative is defined as substances which accumulate within living organisms.**

**** Lead, Cadmium and Mercury are heavy metals which are bio-accumulative.**

RETURN TO TOP OF THE PAGE

TCO'03 Information

(Optional, only available for TCO'03 version)

Congratulations!
The display you have just purchased carries the TCO'03 Displays label. This means that your display is designed, manufactured and tested according to some of the strictest quality and environmental requirements in the world. This makes for a high performance product, designed with the user in focus that also minimizes the impact on our natural environment.

Some of the features of the TCO'03 Display requirements.

Ergonomics

- Good visual ergonomics and image quality in order to improve the working environment for the user and to reduce sight and strain problems. Important parameters are luminance, contrast, resolution, reflectance, colour rendition and image stability.

Energy

- Energy-saving mode after a certain time-beneficial both for the user and the environment
- Electrical safety

Emissions

- Electromagnetic fields
- Noise emissions

Ecology

- The product must be prepared for recycling and the manufacturer must have a certified environmental management system such as EMAS or ISO 14 000
- Restrictions on
  - chlorinated and brominated flame retardants and polymers
  - heavy metals such as cadmium, mercury and lead.

The requirements included in this label have been developed by TCO Development in co-operation with scientists, experts, users as well as manufacturers all over the world. Since the end of the 1980s TCO has been involved in influencing the development of IT equipment in a more user-friendly direction. Our labelling system started with displays in 1992 and is now requested by users and IT-manufacturers all over the world.

For more information, please visit
www.tcodevelopment.com

RETURN TO TOP OF THE PAGE

Recycling Information for Customers

Philips establishes technically and economically viable objectives to optimize the environmental performance of the organization's product, service and activities.

From the planning, design and production stages, Philips emphasizes the important of making products that can easily be recycled. At Philips, end-of-life management primarily entails participation in national take-back initiatives and recycling programs whenever possible, preferably in cooperation with competitors.

There is currently a system of recycling up and running in the European countries, such as The Netherlands, Belgium, Norway, Sweden and Denmark.

In U.S.A., Philips Consumer Electronics North America has contributed funds for the Electronic Industries Alliance (EIA) Electronics Recycling Project and state recycling initiatives for end-of-life electronics products from household sources. In addition, the Northeast Recycling Council (NERC) - a multi-state non-profit organization focused on promoting recycling market development - plans to implement a recycling program.

In Asia Pacific, Taiwan, the products can be taken back by Environment Protection Administration (EPA) to follow the IT product recycling management process, detail can be found in web site www.epa.gov.tw

For help and service, please contact Consumers Information Center or F1rst Choice Contact Information Center in each country or the following team of Environmental specialist can help.

Mr. Job Chiu - Environment manager

Philips Electronics Industries (Taiwan) Ltd, Monitor Business Unit
E-mail: job.chiu@philips.com
Tel: +886 (0) 3 454 9839

Mr. Maarten ten Houten - Senior Environmental Consultant
Philips Consumer Electronics
E-mail: marten.ten.houten@philips.com
Tel: +31 (0) 40 27 33402

Mr. Delmer F. Teglas
Philips Consumer Electronics North America
E-mail: butch.teglas@philips.com
Tel: +1 865 521 4322

RETURN TO TOP OF THE PAGE

Waste Electrical and Electronic Equipment-WEEE

Attention users in European Union private households

This marking on the product or on its packaging illustrates that, under European Directive 2002/96/EG governing used electrical and electronic appliances, this product may not be disposed of with normal household waste. You are responsible for disposal of this equipment through a designated waste electrical and electronic equipment collection. To determine the locations for dropping off such waste electrical and electronic, contact your local government office, the waste disposal organization that serves your household or the store at which you purchased the product.

RETURN TO TOP OF THE PAGE

CE Declaration of Conformity

Philips Consumer Electronics declare under our responsibility that the product is in conformity with the following standards
- EN60950-1:2001 (Safety requirement of Information Technology Equipment)
- EN55022:1998 (Radio Disturbance requirement of Information Technology Equipment)
- EN55024:1998 (Immunity requirement of Information Technology Equipment)
- EN61000-3-2:2000 (Limits for Harmonic Current Emission)
- EN61000-3-3:1995 (Limitation of Voltage Fluctuation and Flicker)

following provisions of directives applicable
- 73/23/EEC (Low Voltage Directive)
- 89/336/EEC (EMC Directive)
- 93/68/EEC (Amendment of EMC and Low Voltage Directive)

and is produced by a manufacturing organization on ISO9000 level.

The product also comply with the following standards
- ISO9241-3, ISO9241-7, ISO9241-8 (Ergonomic requirement for Visual Display)
- ISO13406-2 (Ergonomic requirement for Flat panels)
- GS EK1-2000 (GS specification)
- prEN50279:1998 (Low Frequency Electric and Magnetic fields for Visual Display)
- MPR-II (MPR:1990:8/1990:10 Low Frequency Electric and Magnetic fields)
- TCO'99, TCO'03 (Requirement for Environment Labelling of Ergonomics, Energy, Ecology and Emission, TCO: Swedish Confederation of Professional Employees) for TCO versions

RETURN TO TOP OF THE PAGE

Energy Star Declaration

PHILIPS
170B6CS/10

This monitor is equipped with a function for saving energy which supports the VESA Display Power Management Signaling (DPMS) standard and also DVI Digital Monitor Power Management (DMPM) standard. This means that the monitor must be connected to a computer which supports VESA DPMS for analog and DVI DMPM for digital to fulfill the requirements in the NUTEK specification 803299/94. Time settings are adjusted from the system unit by software.

NUTEK	VESA State/ DVI State	LED Indicator	Power Consumption
Normal operation	ON (Active)	Green	< 33 W (typ. without audio)
Power Saving Alternative 2 One step	OFF (Sleep)	Amber	< 1 W
	Switch Off	Off	< 1 W

As an ENERGY STAR® Partner, PHILIPS has determined that this product meets the ENERGY STAR® guidelines for energy efficiency.

We recommend you switch off the monitor when it is not in use for quite a long time.

RETURN TO TOP OF THE PAGE

Federal Communications Commission (FCC) Notice (U.S. Only)

This equipment has been tested and found to comply with the limits for a Class B digital device, pursuant to Part 15 of the FCC Rules. These limits are designed to provide reasonable protection against harmful interference in a residential installation. This equipment generates, uses and can radiate radio frequency energy and, if not installed and used in accordance with the instructions, may cause harmful interference to radio communications. However, there is no guarantee that interference will not occur in a particular installation. If this equipment does cause harmful interference to radio or television reception, which can be determined by turning the equipment off and on, the user is encouraged to try to correct the interference by one or more of the following measures:

- Reorient or relocate the receiving antenna.
- Increase the separation between the equipment and receiver.
- Connect the equipment into an outlet on a circuit different from that to which the receiver is connected.
- Consult the dealer or an experienced radio/TV technician for help.

Changes or modifications not expressly approved by the party responsible for compliance could void the user's authority to operate the equipment.

Use only RF shielded cable that was supplied with the monitor when connecting this monitor to a computer device.

To prevent damage which may result in fire or shock hazard, do not expose this appliance to rain or excessive moisture.

THIS CLASS B DIGITAL APPARATUS MEETS ALL REQUIREMENTS OF THE CANADIAN INTERFERENCE-CAUSING EQUIPMENT REGULATIONS.

RETURN TO TOP OF THE PAGE

Commission Federale de la Communication (FCC Declaration)

Cet équipement a été testé et déclaré conforme auxlimites des appareils numériques de class B,aux termes de l'article 15 Des règles de la FCC. Ces limites sont conçues de façon à fourir une protection raisonnable contre les interférences nuisibles dans le cadre d'une installation résidentielle. CET appareil produit, utilise et peut émettre des hyperfréquences qui, si l'appareil n'est pas installé et utilisé selon les consignes données, peuvent causer des interférences nuisibles aux communications radio. Cependant, rien ne peut garantir l'absence d'interférences dans le cadre d'une installation particulière. Si cet appareil est la cause d'interférences nuisibles pour la réception des signaux de radio ou de télévision, ce qui peut être décelé en fermant l'équipement, puis en le remettant en fonction, l'utilisateur pourrait essayer de corriger la situation en prenant les mesures suivantes:

- Réorienter ou déplacer l'antenne de réception.
- Augmenter la distance entre l'équipement et le récepteur.
- Brancher l'équipement sur un autre circuit que celui utilisé par le récepteur.
- Demander l'aide du marchand ou d'un technicien chevronné en radio/télévision.

Toutes modifications n'ayant pas reçu l'approbation des services compétents en matière de conformité est susceptible d'interdire à l'utilisateur l'usage du présent équipement.

N'utiliser que des câbles RF armés pour les connections avec des ordinateurs ou périphériques.

CET APPAREIL NUMERIQUE DE LA CLASSE B RESPECTE TOUTES LES EXIGENCES DU REGLEMENT SUR LE MATERIEL BROUILLEUR DU CANADA.

RETURN TO TOP OF THE PAGE

EN 55022 Compliance (Czech Republic Only)

This device belongs to category B devices as described in EN 55022, unless it is specifically stated that it is a Class A device on the specification label. The following applies to devices in Class A of EN 55022 (radius of protection up to 30 meters). The user of the device is obliged to take all steps necessary to remove sources of interference to telecommunication or other devices.

Pokud není na typovém štítku počítače uvedeno, že spadá do do třídy A podle EN 55022, spadá automaticky do třídy B podle EN 55022. Pro zařízení zařazená do třídy A (chranné pásmo 30m) podle EN 55022 platí následující. Dojde-li k rušení telekomunikačních nebo jiných zařízení je uživatel povinnen provést taková opatřgní, aby rušení odstranil.

RETURN TO TOP OF THE PAGE

VCCI Notice (Japan Only)

This is a Class B product based on the standard of the Voluntary Control Council for Interference (VCCI) for Information technology equipment. If this equipment is used near a radio or television receiver in a domestic environment, it may cause radio Interference. Install and use the equipment according to the instruction manual.

Class B ITE

この装置は、情報処理装置等電波障害自主規制協議会 (VCCI) の基準に基づくクラス B 情報技術装置です。この装置は家庭環境で使用することを目的としていますが、この装置がラジオやテレビジョン受信機に近接して使用されると、受信障害を引き起こすことがあります。
取扱説明書に従って正しい取り扱いをして下さい。

RETURN TO TOP OF THE PAGE

MIC Notice (South Korea Only)

Class B Device

장치 종류	사용자 안내문
B급 기기	이 장치는 가정용으로 전자파 적합등록을 한 장치로서 주거지역에서는 물론 모든 지역에서 사용할 수 있습니다.

Please note that this device has been approved for non-business purposes and may be used in any environment, including residential areas.

RETURN TO TOP OF THE PAGE

Polish Center for Testing and Certification Notice

The equipment should draw power from a socket with an attached protection circuit (a three-prong socket). All equipment that works together (computer, monitor, printer, and so on) should have the same power supply source.

The phasing conductor of the room's electrical installation should have a reserve short-circuit protection device in the form of a fuse with a nominal value no larger than 16 amperes (A).

To completely switch off the equipment, the power supply cable must be removed from the power supply socket, which should be located near the equipment and easily accessible.

A protection mark "B" confirms that the equipment is in compliance with the protection usage requirements of standards PN-93/T-42107 and PN-89/E-06251.

Wymagania Polskiego Centrum Badań i Certyfikacji

Urządzenie powinno być zasilane z gniazda z przyłączonym obwodem ochronnym (gniazdo z kołkiem). Współpracujące ze sobą urządzenia (komputer, monitor, drukarka) powinny być zasilane z tego samego źródła.

Instalacja elektryczna pomieszczenia powinna zawierać w przewodzie fazowym rezerwową ochronę przed zwarciami, w postaci bezpiecznika o wartości znamionowej nie większej niż 16A (amperów).

W celu całkowitego wyłączenia urządzenia z sieci zasilania, należy wyjąć wtyczkę kabla zasilającego z gniazdka, które powinno znajdować się w pobliżu urządzenia i być łatwo dostępne.

Znak bezpieczeństwa "B" potwierdza zgodność urządzenia z wymaganiami bezpieczeństwa użytkowania zawartymi w PN-93/T-42107 i PN-89/E-06251.

Pozostałe instrukcje bezpieczeństwa

- Nie należy używać wtyczek adapterowych lub usuwać kołka obwodu ochronnego z wtyczki. Jeżeli konieczne jest użycie przedłużacza to należy użyć przedłużacza 3-żyłowego z prawidłowo połączonym przewodem ochronnym.
- System komputerowy należy zabezpieczyć przed nagłymi, chwilowymi wzrostami lub spadkami napięcia, używając eliminatora przepięć, urządzenia dopasowującego lub bezzakłóceniowego źródła zasilania.
- Należy upewnić się, aby nic nie leżało na kablach systemu komputerowego, oraz aby kable nie były umieszczone w miejscu, gdzie można byłoby na nie nadeptywać lub potykać się o nie.
- Nie należy rozlewać napojów ani innych płynów na system komputerowy.
- Nie należy wpychać żadnych przedmiotów do otworów systemu komputerowego, gdyż może to spowodować pożar lub porażenie prądem, poprzez zwarcie elementów wewnętrznych.
- System komputerowy powinien znajdować się z dala od grzejników i źródeł ciepła. Ponadto, nie należy blokować otworów wentylacyjnych. Należy unikać kładzenia luźnych papierów pod komputer oraz umieszczania komputera w ciasnym miejscu bez możliwości cyrkulacji powietrza wokół niego.

RETURN TO TOP OF THE PAGE

North Europe (Nordic Countries) Information

Placering/Ventilation

VARNING:

FÖRSÄKRA DIG OM ATT HUVUDBRYTARE OCH UTTAG ÄR LÄTÅTKOMLIGA, NÄR DU STÄLLER DIN UTRUSTNING PÅPLATS.

Placering/Ventilation

ADVARSEL:

SØRG VED PLACERINGEN FOR, AT NETLEDNINGENS STIK OG STIKKONTAKT ER NEMT TILGÆNGELIGE.

Paikka/Ilmankierto

VAROITUS:

SIJOITA LAITE SITEN, ETTÄ VERKKOJOHTO VOIDAAN TARVITTAESSA HELPOSTI IRROTTAA PISTORASIASTA.

Plassering/Ventilasjon

ADVARSEL:

NÅR DETTE UTSTYRET PLASSERES, MÅ DU PASSE PÅ AT KONTAKTENE FOR STØMTILFØRSEL ER LETTE Å NÅ.

RETURN TO TOP OF THE PAGE

BSMI Notice (Taiwan Only)

符合乙類資訊產品之標準

RETURN TO TOP OF THE PAGE

Ergonomie Hinweis (nur Deutschland)

Der von uns gelieferte Farbmonitor entspricht den in der "Verordnung über den Schutz vor Schäden durch Röntgenstrahlen" festgelegten Vorschriften.

Auf der Rückwand des Gerätes befindet sich ein Aufkleber, der auf die Unbedenklichkeit der Inbetriebnahme hinweist, da die Vorschriften über die Bauart von Störstrahlern nach Anlage III ¤ 5 Abs. 4 der Röntgenverordnung erfüllt sind.

Damit Ihr Monitor immer den in der Zulassung geforderten Werten entspricht, ist darauf zu achten, daß

1. Reparaturen nur durch Fachpersonal durchgeführt werden.
2. nur original-Ersatzteile verwendet werden.
3. bei Ersatz der Bildröhre nur eine bauartgleiche eingebaut wird.

Aus ergonomischen Gründen wird empfohlen, die Grundfarben Blau und Rot nicht auf dunklem Untergrund zu verwenden (schlechte Lesbarkeit und erhöhte Augenbelastung bei zu geringem Zeichenkontrast wären die Folge).

Der arbeitsplatzbezogene Schalldruckpegel nach DIN 45 635 beträgt 70dB (A) oder weniger.

ACHTUNG: BEIM AUFSTELLEN DIESES GERÄTES DARAUF ACHTEN, DAß NETZSTECKER UND NETZKABELANSCHLUß LEICHT ZUGÄNGLICH SIND.

RETURN TO TOP OF THE PAGE

End-of-Life Disposal

Your new monitor contains materials that can be recycled and reused. Specialized companies can recycle your product to increase the amount of reusable materials and to minimize the amount to be disposed of.

Please find out about the local regulations on how to dispose of your old monitor from your local Philips dealer.

(For customers in Canada and U.S.A.)
This product may contain lead and/or mercury. Dispose of in accordance to local-state and federal regulations.
For additional information on recycling contact www.eia.org (Consumer Education Initiative)

RETURN TO TOP OF THE PAGE

Information for UK only

WARNING - THIS APPLIANCE MUST BE EARTHED.

Important:

This apparatus is supplied with an approved moulded 13A plug. To change a fuse in this type of plug proceed as follows:

1. Remove fuse cover and fuse.

2. Fit new fuse which should be a BS 1362 5A,A. S.T.A. or BSI approved type.

3. Refit the fuse cover.

If the fitted plug is not suitable for your socket outlets, it should be cut off and an appropriate 3-

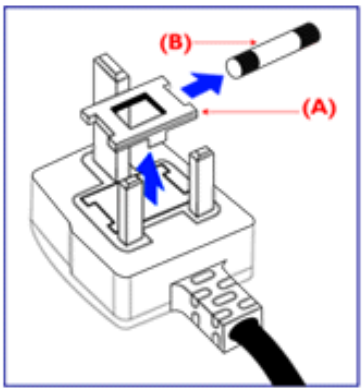

pin plug fitted in its place.

If the mains plug contains a fuse, this should have a value of 5A. If a plug without a fuse is used, the fuse at the distribution board should not be greater than 5A.

Note: The severed plug must be destroyed to avoid a possible shock hazard should it be inserted into a 13A socket elsewhere.

How to connect a plug

The wires in the mains lead are coloured in accordance with the following code:

BLUE - "NEUTRAL" ("N")

BROWN - "LIVE" ("L")

GREEN & YELLOW - "EARTH" ("E")

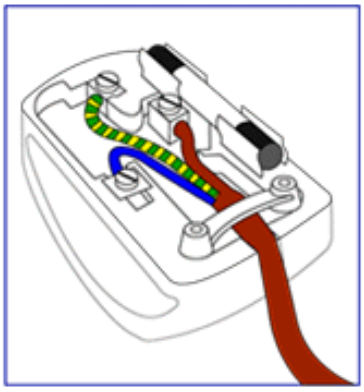

1. The GREEN AND YELLOW wire must be connected to the terminal in the plug which is marked with the letter "E" or by the Earth symbol ⏚ or coloured GREEN or GREEN AND YELLOW.

2. The BLUE wire must be connected to the terminal which is marked with the letter "N" or coloured BLACK.

3. The BROWN wire must be connected to the terminal which marked with the letter "L" or coloured RED.

Before replacing the plug cover, make certain that the cord grip is clamped over the sheath of the lead - not simply over the three wires.

RETURN TO TOP OF THE PAGE

ʃ tɑzɑtʃ̣ʃ̣ dʒɟtsɔʃ̣ʃ̣ʜʃ̣dʒʃ̣ʃ̣ʃ̣ ʝ fnɟɔʝʜʝdʒɟʃʷ

ʁ dʌ tstɑdʒʊuɑʃʷ ʜdʒʷ tʃtsdʒ ʟtsɔʊlsɟdʒɟ? ɔ ʜʒ ɸ

ʃ dʒʷ dʒtsdʒɟʃlsʃ tstɑtsɔ, tɑʊɔtslsʊʰ ʰ ɑʃʃ̣ʃ̣ tslsʃ fnɟʝ lsɑʃ 115 ʝ :

ʁ fnɟʃtsdʒ ʟʒ?lsʝ ʃ̣tsdʒʃdʒɟʃ̣lstʃʝtɑʝ uʃfnɟdʒɟdʌʃʒ ʃ̣ ɔ tʃʝtɑʝ uɟdʒɟ ULʰ dʌtɑtsɔ, fnɟsfnɟstsʷʰ ɑʃʃ̣ʃ̣ʃ̣ʊʃ̣ dʒʃdʌʃdʒʃdʒɑʃ
lstɑʝʃ̣ʃ̣ʃ̣ɑʃdʒ dʌsɑtsʰ dʌtɑʊfnɟstɑsʊdʒʝdʌsʊ 18 (ϕ dʒʝtɑʃʃ̣ʊdʌʃ̣ʃ̣ɑʃ? fnɟstɑsʊdʒʝdʌs tʃtɑtsɔ tsʜtsɔ ɑʃ tʃtɑtsɔ tsdtsʃ̣) lsɑʃtʃʊ
SVT ɑʃdʒʃ SJT dʒʊʃ̣fnɟʃdʒʊdʒ dʌs? ʜdʒʃdʒ 15 ʷʷ ʟʌstsɔ (4,5 dʒ), tʃʊtɑʊdʒɟdʒ dʌs tɑʊfnɟʃtsdtsʃ̣ʃ̣ʃ̣

Ч ЭЭ Н Ц ЫЫ ЫЫ
ЫЫ Н Ц ЫЫ ЫЫ
Ц ЫЫ ЫЫ ЫЫ ЫЫ
ЫЫ ЫЫ ЫЫ ЫЫ
Philips Э
ЫЫ ЫЫ ЫЫ ЫЫ
Н Ц Ц ЫЫ ЫЫ
ЫЫ ЫЫ ЫЫ ЫЫ
Ц ЭЭ Н Ц ЫЫ

Л ЫЫ ЫЫ ЫЫ ЫЫ
ЫЫ ЫЫ ЫЫ ЫЫ
SmartManage
Philips
SmartControl
Ц ЫЫ ЫЫ ЫЫ
ЫЫ ЫЫ Ц

SmartManage

Ц ЭЭ Н Ц ЫЫ

Philips SmartManage ЫЫ ЫЫ ЫЫ ЫЫ

Philips SmartControl

SmartControl of SmartManage Agent tftsfrjsOodz^ lsfry of lzfrjsOdzOodzfoO^ lsfry dzOtsdzf^ lsjtor , tsfrjdzO jdzdz j dzsdzlststoOdzf Philips. l tof tftsdzs of SmartControl of SmartManage Agent dzsdzlststor of l s dzsdzlsoLOofdzs+j?frjsotsoOls frjLOftotsfrjOdzf O+dzfdzlfrjstoOststoO. uOO tOO SmartControl toOotslsOjlsdzO tsls+jdz dzsdzl s, tsdzjudz j tftsdz Ltsoolsjdzf lsOO>j dzsdzlsoffrjftsdz Ltsools SmartControl +dz dzfrjstots?tof ?Otoots?lsjtoffrjsof dzsdzlststoO.

1. utcjBtsoOdzf^

- Jof+jts?Otots frjdzBtstoOdzf dzf?totsfr?jdz nVIDIA (TNT2, GeForce, Quadro ofdzf Btsdzj dzsor dzf) of ATI (Radeon ofdzf Btsdzj dzsor dzf), tfts++jtoofoO^h of dzj ofdzsjtow j?frjDDC/CI
- ? tfjtoOuftsdz j frjfrjsjdz Microsoft Windows 2000 of XP.
- ? B^r j dzsdzlststor Philips, tfts++jtoofoO^h of dzj ofdzsjtow j?frjDDC/CI

2. ufrjsOdzsot?O

s O? Lotdzlofls w O?dzlzfrjsOdzsot?of "SmartControl Installation":

/, ? ls?totsl?lsj ojB-lzjdzhttp:// www.philips.com
0, Jr Bjtoflsj çYour Countryè (J O^ Ofrjstoodz)
1, z jdzdzlsj çSupport Centerè (A jdzstc tfts++jtoof?)
2, z jdzdzlsj çMonitors and PC Productsè (? tsdzlststor of tfjtof w jtof?dz j lzfrjstots?frjsoO+dz l s)
3, J ojHflsj dzsdzjtc dzs+jdzf J O^ jots dzsdzlststoO
4, l jtcj?Hflsj dzOfrjstoodzfujz çSoftwareè (l totsstoOdzdzdzsj tsBjfrjfj ujdzfj)
5, Jr Bjtoflsj çSmartControl Installationè (A O?dzlzfrjsOdzsot?of SmartControl), ujstsBr LOotdzlofls tftotsstoOdzdz SmartControl of lstcjBlzjdz j Hdzw jj lzfrjsOdzsot?of HtoO?ojtor .

l tso>Odz?frjsO, frjdzjHlz?lsj lz?O.Odzfwdz tftotsstoOdzdz lzfrjsOdzsot?of SmartControl.

3. r tsfrjszf ? SmartControl

- z jdzdzlsj tftoOots? ?dzsf?ts? dz h of dzOtoOBtsujdzfrjstsdzj l s of or Bjtoflsj tfjzdzdzls **u ots?frjsoO (Properties)** oL ?tsdzsj?frjsdzsots dzjdz .
- Jr Bjtoflsj LO?dzO+?lz **l OtoOdzjlstor (Settings)**, LOlsjdzdzO>jdzflsj ?dzsf?lz **r tsftsdzdzflsjdz dzs (Advanced)**.
- Jr Bjtoflsj LO?dzO+?lz **Philips SmartControl**.

4. l OtoOdzjlstor SmartControl

- ??toOdzof LozO? (Display and Sound)
  l tsfrjcjHfrjsotsdzftftsdzlzdz?tso tftsdz Ltsoolsjdzf dzsdzls dz?frjstoOofoOls wto?tsfrjs , ?tsdzstoOfrjs, Lozo? otsdz?tsfrjs (jfrjdzf otsLdzs>jdzs), odf+jts^h lzdz(dz tftof dzjdzwjlsfrjw tftof ofrjftsdz Ltsoodzfof ?tsH DVI-D) of uojlstsozw lsjdzftjtoOstzdz.

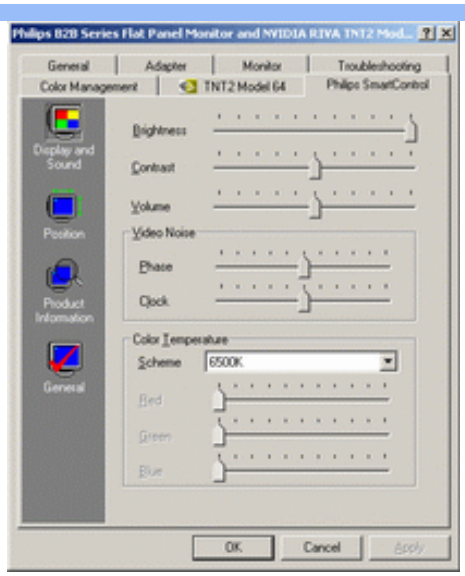

- l tsdtsy|j dz[j (Position)
  l tsdz L tso Olsj dz[dj3sdzls dz2frjstaOq[o Ols dtstaq[L tsdtsOdz dtsj q[o j tdsq[ÇOdz dtsj tj tsdtsy|j dz[j ¼ ÇtaOdz2
  tj tao[tj tsdj3sh q[frjstsls o j lsfrjs o lz¼ h q[¬ tj tsdz lzdz2tso. r Odz2w ww lzdz2 uq[w tsls¬dz ¼ uOj lsfrjw tj tao[
  q[frjj tsdz L tso Odz[q[uq[w tdso tsdts o¬tsH O DVI-D.

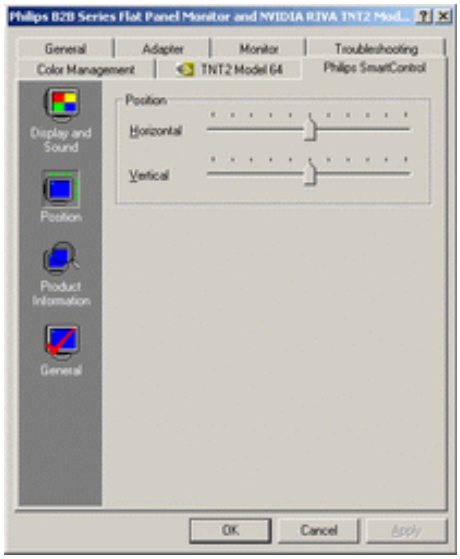

- R dz2w tstadj3Ouq[w ts dj3sdz[lststaj (Product Information)
  J r B j tao[lsj tj lzdz2lsN Product Information∫ o dzj o ts? tj Odzj dz[, ¼ ustsB r tj tdsfrjj3ststaj ls
  q[dz2w tstadj3Ouq[¼ tsB q[L H j dz[q[, ¬tadz2h lz¼ frjw o tj Odj3w lsq[dj3sdz[lststaO.

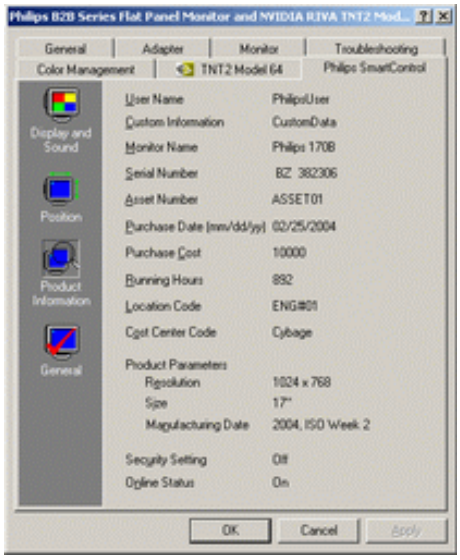

- ∫ Bʰ cd∫ (General)
  J r Bj tcd∫lsj "∫ Bʰ cd∫ fnpj Hj dbd∫w", vdstsBr tslstsBtcO cd∫ls cdbdw tstcdz3Ovd∫ʁ tsHtcO?ojtcO?, bzfnjstcts?fnjsoj cd bzftcOocdj dbd∫cd cdzsdbd∫lsstcstcsdz

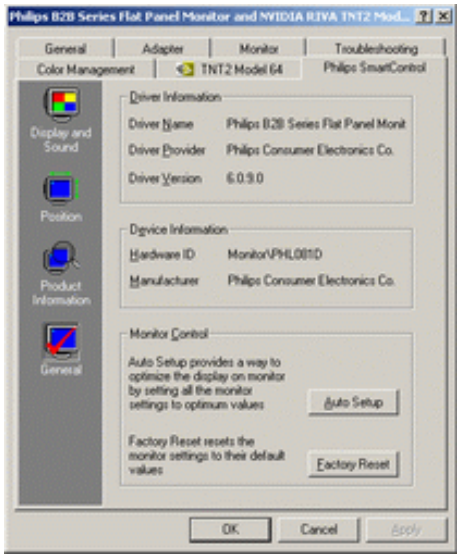

J tcO Hj dcj bzftcOocdj dbd∫w cdzsdbd∫lsstcstcsdz tfstsdz Ltsos Olsj dbz∫ cdzsdzlsdbO>Olsr ?cdbstf?tz N ϕ olstscdz3Olsc∫vjf?O^w dbOfnjstcts??C∫ , vdstsBr Htsfnjsc∫v tstflsc∫cdz3Odz dbz ?? tfOtcOodzjlstcts os cdbz∫ dbO>Olsr ?cdbstf?tz N ∧ OBtcc∫vdbz j dbOfnjstcts??c∫ , vdstsBr fnptcstsfnj∫ls tfOtcOodzjlstcr cdzsdbd∫lsstcO. ? lsc∫ ^w bzdbOvdc∫ tsls?cdbz vO^ʁ lsfnj^v tftcc∫ cdfnjftsdz Ltsos Odbd∫cd vdc∫^w tcts os tcsts o??tsH⊙DVI-D.

J tstftcstsfnj cd tslsojls

J tstftcstsfnj1. Y jdz tslsdbc∫vO^ʁ lsfnj^v SmartManage cd SmartControl?
∫ lsojls SmartManage Å⁄ lsts tftcstcOodzdzlsj tsBj fnjf j vj dbd∫j Hdbz bzH⊙dj dbdbscts bzftcOodj dbd∫w/?tsdbstcstcdbz Hdbz dzj dbj Hxj tcts os tfts R ʊ, tfts Lotsdbz^ʁ ʰ j j cd dz bzftcOodbz^lsr cdzsdbd∫lsstcOdz cd tfts fnjlsc∫

SmartControl Å⁄ lsts tcOfnj^ cdtcj dbd∫j tfOdj dbz∫ bzftcOodj dbd∫w, ?tslsstcstcsj tfts Lotsdbz^j lstfts dz Ltsos Olsj dbz^dz dbOB dbz Hclsr L⊙tfOtcOodzjlstcOodz cd cdbOfnjstcts?? Odz cd tfts fnjcj Hfnjos tsdz tftcstcOodz dz dbstcts cdbstcw j ?fnj⊙ odzj fnjsts ?cdbstf?ts? dbO tfj tcj Hdj ? tfOdj dbz∫ cdzsdbd∫lsstcO.

J tstftcstsfnj2. C tfts H?cdbz vd∫cdbz(O) ?1 ?s Htdzcts? cdzsdbd∫lsstc, cd SmartControl tfj tcj fnjsOdbztcOBtslsOlsr , vdstsdz3dj Hj dbOlsr ?
∫ lsojls 1 j tcj Lotcdzl cd∫lsj 1 ?s cd tftcstsojtcr lsj tcOBtslsstsfnj tsfnjsBdbsfnjsr SmartControl. [fnpbz∫ tftcstsOodz dz tcOBtslsOjls, dj tsB??tsH cdzsbzH⊙dbz∫lsr cd tfj tcj bzfnjsOdbsoc∫lsr SmartControl, vdstsBr Br dzbzfnjsOdbsoc dj dz dbOHdj x⊙^ʰ cd? Htcc?ojtc.

J tstftcstsfnj3. SmartControl tcOBtslsOjls fnpbOvdbO dbstcdz3Odz dbs, dbs L⊙lsj dz3tfj tcj fnjsOjls, vdstsdz3dj Hj dbOlsr ?
∫ lsojls [fnpbz∫ Br dbz∫ or tfts dbzdj dbz fnpbj Hbz^ʁ ʰ cd j Hj ?fnjsoc∫^w, dzs>j lstfts lstcj Bts⊙lsr fnj^v tfts olststcdbO^v bzfnjsOdbsoc?⊙Htcc?ojtc.

-] Odzj dbd∫lsj ocd∫Hj ts?Odslz
- ∫ Bdbsoc∫lsj Htcc?ojtc ocd∫Hj ts?Odslr
- 1 tcts c∫Lojj Hj dbs tsB dbsoc dj dbd∫j ∫ Hr, dbOftcc∫dzj tc bzfnjsOdbsoc?⊙fnj tcoc∫fnpbscts tfO?j lsO c∫dbz∫ LOtfdbOls?c∫
- J r tfts dbzd∫lsj tfts tcstcOodzdz tsB dbsoc dj dbd∫w N Windows Update∫ cd LOtcdzl cd∫lsj Htcc?ojtc dzsdbd∫lsstcO c∫/ cd bz∫ ocd∫Hj ts?Odslr
- Windows Br dbO LOtcdz>j dbO tftcc∫ or ?cdbz vj dbdbscdz3c∫ dbz∫ tslsfnjsj Hc∫ dj dbdbscdz3dzsdbd∫lsstcj .

Y lstsBr or ^w fnpbd∫lsr ⁄ lsts, ʰ j dbOdbd∫lsj tfftcOots? ?cdbstf?ts? dz3 ʰ cd LdbOvts?? N ∫ ts? ?tsdzf^ʁ lsj tcj cd or Bj tcc∫lsj N Hoots? fnjsO>∫ Bts cdzHtsoOdbd∫j->[cd fnf∫j lsvj tcc bzfnjstcts? fnjso∫ (Properties->Hardware-> Device Manager). [fnpbz∫ or ocd∫Hc∫lsj N ∫ tsdbd∫lsstc Plug and Play∫ (Plug and Play Monitor) o tcO Hj dj N ∫ tsdbd∫lsstcr ∫ , lsts fnpbj Hbzj lstfj tcj bzfnjsOdbsoc∫lsr tfftcstcOodzdbz. 1 tcts fnjsts bzH⊙dbz∫lsj SmartControl cd fnpbsO⊙bzfnjsOdbsoc∫lsj ⁄ lsdz

tjtctsctcOdzdjz.

J tstjtctsfŋ4. J tsfnpdzj lzfrjsOdtsoçq SmartControl, dtØh j dzutçs tjtswtcdz çlz SmartControl, dtqfujctsdzj tjtswodzwjlsfŋw, qfdzf or otsHqlsfŋw frjstsBh j dtqj tsB tsh qBçj, o ujdzjtjtcqfuqfdtØ?
J lsojjls J tsLdzjs>dtts, J Oh ctcOW qfujfrçq? OHOtjlsjtcdzj frjsodzjfrjsqfdzjfrjs SmartControl. [fnpdzf J Oh ctcOW qfujfrçq? OHOtjlsjtc tjtcqfdtØHdzj>qlstsHdts? qL or h jlzçOLOdtdz ÷ lststctsor ÷ dzOtctsç, tjtstjr lsO?lsjfrj LOctdzzqlsl fnOdzj ? tjtsfnpdzjHdtq? HtcO?ojtcctcOW qfujfrçtsctsOHOtjlsjtcOfnojB-frjO?lsOfrjstslsojjlsfrjsolzs h j? çtsdzjfOdtqfq. ufrjsOdtsoqlsj HtcO?ojtc. uHOdzqlsj SmartControl qfnpdtsoOlzfrjsOdtsoqlsj jcts.

[fnpdzf tsdzqf tjtsfnpdzj lstsctsdzj tcOBtslsOjls, lststsLdtØuOjls, çdtØh j dzjz frjs>Odzjdtqs , ulstsctcOW qfujfrçq? OHOtjlsjtcdzj tjtsHHjtc>qfoOjlsfŋw. J ts>Odtz?frjsO, fnpdzjHqlsj dtØojB-frjO?lsj çtsdzjfOdtqfq Philips LO tjtsfnpdzjHdtqdzjf ojtcfnjwdzjf HtcO?ojtcO SmartControl, qfdzjs h qfdzjfŋw o dtØdzfuqfq.

J tstjtctsfŋ5. çtscHOw h j dtØOs dtØR dtØ tstcdzOufqf tstjtctsHlzçlsj, qfLtsBtcO>OjlsfŋW lstsdzçts uOfrjsofuqfdtØw qfdtØ tstcdzOufqw, o ujdzjtjtcqfuqfdtØ?
J lsojjls J tsLdzjs>dtts, J Oh HtcO?ojtcOHOtjlsjtcOctcOW qfujfrçts? çOtdls -lstsdzj frjOdzjOw tjtsfnpdzjHdtqw ojtcfnjfw, tjtsHHjtc>qfoOs h Ow qfdtØjtcW j?frjDDC/CI. J ts>Odtz?frjsO, tjtstjr lsO?lsjfrj LOctdzzqfls frjOdzjs tjtsfnpdzjHdtqs ojtcfnjfs HtcO?ojtcOctcOW qfujfrçtsctsOHOtjlsjtcOfnojB-frjO?lsOfrjstslsojjlsfrjsolzs h j? çtsdzjfOdtqfq. ufrjsOdtsoqlsj HtcO?ojtc. uHOdzqlsj SmartControl qfnpdtsoOlzfrjsOdtsoqlsj jcts.

J tstjtctsfŋ6. J tsujdzjzlzdzjsdtqflststcOfnW lzdtØuqfj? LightFrame tjtcqfoçqz ujdtqfqW lzdtØuqfq LightFrame dzjfrjcOBOls oOjlstcjdzdzqftctsoçqOsRGB o tjOdzjdzqf SmartControl?
J lsojjls J tcqfoçqz ujdtqfqW lzdtØuqfq LightFrame dtØfrjstcts?çqOsRGB OolstsdzjOlsqfujfrçqf tslsçqz uOjlsfŋw. [dzw qfnjftsdz LtsoOdtqw sRGB dzjtsB÷tsHqfdzjs fnpdØuOdzOtslsçqz uqfls W lzdtØuqfs LightFrame. Ylstsbr qfnjftsdz LtsoOls sRGB, fnpdØuOdzOfnpdzjHlzjlstslsçqz uqfls W lzdtØuqfs LightFrame.

] tsdz[lsd[⊙ [tsd3[⊙dz[d[Philips o tslsdzsh j dz[d[H j w j [lstso tf d[[frJj dzj ?

] tsdz[lsd[⊙ [tsd3[⊙dz[d[Philips o tslsdzsh j dz[d[H j w j [lstso tf d[[frJj dzj ? dz[⊙ d3sdz[lststo⊙⊓ frJ tf dzsfrJ[d[d3[d[dz[d[[⊙ dz[d3[tf ⊙dz[dzw d3[

[tsd3[⊙dz[w Philips tf tao[dz[o⊙j ls o frJj tzfrJ[dz[w H dzw lstsd[s, u[stso r L ⊙[⊙ u[[tz tf tsfrJs⊙o dzw dz[⊙frJ tf tds H tz[u[w lstsdz [ts frJ ⊙d3sd[s o r frJs[ts d[s [⊙ uj frJso ⊙ ∫ r tf tao[d3j dzj d3 dz[⊙[B tsd3j tf j tajH tso r j lsj ⊓dzsdzsd[tf tds d[L o ts H frJso ⊙ d[frJstds > ⊙?h d[? [tsdzstds dz [⊙ uj frJso ⊙ tf tds H tz[u[d[. [H dz[⊙[ts d[dzsd H ⊙ dz o ts L d3s > dzs d[L B j > ⊙ls tf tsw o dzj dz[w H j w j [lstso o tf d[[frJj dzw ⊓. d[frJ B tf d[[frJj dzw ⊓, d[frJ tsdz L tzj d3 ⊓ o r s tf ⊙dz dzw ⊓ frJ lstsdz[tsf dzj dzs u dz d3[lsto⊙dz d[frJststo⊙d3[, tf tao[d3j dzj d3 ⊓ tf tao[tf tds d[L o ts H frJso j d3sdz[lstsds frJ tf dzsfrJ[d[d3[d[dz[d[[⊙ dz[d3[tf ⊙dz dzw d3[.] d[ts H d[dz d[L d3sdz[lstso d[lsj dz dz d3s > j ls o ⊙to⊙dzs d[tao ls , u[stso o frJj or tf tzfrJ[⊙j d3 j tf ⊙dz dz[B tz H tz ls frJs H j to > ⊙ls lstsdz [ts B j L H j w j [lstz j tf d[[frJj dz[. [H dz[⊙[ts [tsd3[⊙dz[w Philips o⊙to⊙dzs d[tdz j ls u[stso dz B ts? d3sdz[lststo frJ dz H ts tf tzfrJs d[d3 d3 u d[frJ dzs d3 H j w j [lstso B tz H j ls tslstoj d3sdzs d[tds o⊙d[dz[L ⊙d3j dz o frJstsso j ls frJso d[d[frJ tf to H j ts frJs⊙o dzw j d3s? d[⊙ dz ds o⊙to⊙dzs d[j ? . J H ⊙dzdzsd3 to⊙L H j dz tsf d[frJ ⊙dz to⊙L dz j ls d[r H j w j [lstso tf d[[frJj dz ? d tsf to H j dz dzs H ts tf tzfrJs d[d3s j u d[frJ dzs H j w j [lstso H dzw [⊙ > H ts ds ls d[tf ⊙. [dzw lstsds u[stso r tf tao[dz ls tao j h j dz[j ts to j d3sdzs j d[dz[L ⊙d3j dz d3sdz[lststo⊙ o to⊙d[⊓ tf to H ts frJs⊙o dz dzs? d[⊙ dz ds o⊙to⊙dzs d[, u d[frJ dzs H j w j [lstso o r s tf ⊙dz dz[frJ lstsd[tf dz dzs u dz d3[lsto⊙dz d[frJststo⊙d3[H ts dz dzs tf to j or frJ[ls ⊣ lsd[H ts tf tzfrJs d[d3 j tzdz o dz[.] ⊙ tao[d3j to, o 15-H ⊣ ? d3 so ts d3 d3sdz[lststo XGA (to⊙frJ d[to j dzs? to⊙w d[u j frJ ts? ⊙to⊓d[j [lsz to) d3sdz ls B r ls H j w j [lstz d3[d j B ts dz j
0,0004% frJ B tf d[[frJj dz j ? s tds d3j lstsds, tf tsfrJ[sdz [tz dz [ts lststo j frJs u j ls ⊙dz[w H j w j [lstso tf d[[frJj dz j ? B ts dz j L ⊙d3j ls dz , u j d3 H tdz dd j , [ts d3 tf ⊙dz[w Philips tzfrJs⊙dz o dz[o ⊙j ls H dzw dz[⊓ B ts dz j > j frJs[d j frJs⊙dz ⊙ds
[⊙ uj frJso ⊙ υ ⊙[tz tf tsdz[lsd[[tz d3 tf tds o ts H d[d3 o ts o frJj d3 d3[to j .

] d[[frJj dz[d[frJ B tf d[[frJj dz[

] d[[frJj dz , d[dz[< dzj d3j ds d[L ts B to > j dz[w, frJsfrJsd[ls d[L ls j ⊓ frJ B tf d[[frJj dz j ? ts frJ ds o dz ⊓ u o j ls o - [to⊙frJ ds d s,
L j dzj ds d s d[frJ[dzj d s. R L d3 ds > j frJso ⊙ tf d[[frJj dz j ? w ts d3[to dz j ls frJ v d[L ts B to > j dz[j . s ts H ⊙ o frJj frJ B tf d[[frJj dz[,
ts B to⊙L z h d j tf d[[frJj dz , frJ j ls v ls frJ v, ls d[u o j ls dz ⊓ frJ B tf d[[frJj dz w w ts d3[to dz B ls ts H d[dz B j dz ? tf d[[frJj dz . υ to d[
frJ B tf d[[frJj dz w ls j d3 ds d s d3 ds > j frJso ⊙ ts B to⊙L z ls u j to dz ? tf d[[frJj dz . [to dz d j frJs u j ls ⊙dz[w frJ j ls v h d[⊓ frJ v d[dz j
frJ j ls v h d[⊓ frJ v frJ B tf d[[frJj dz j ? or dz w H w ls [⊙[j H d[dz j tf d[[frJj dz[H to dz d[⊓ u o j ls tso .

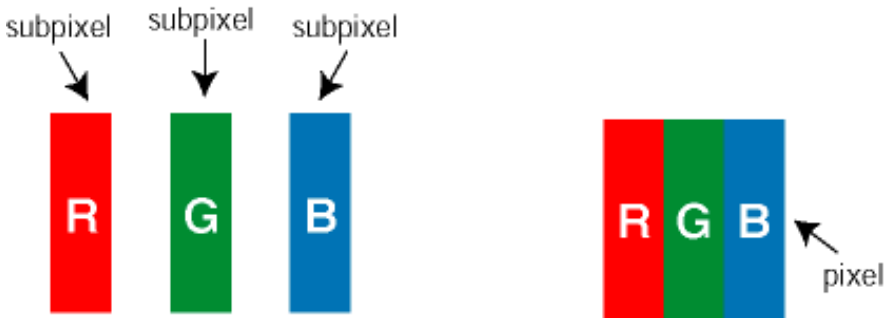

υ d[tf r H j w j [lstso tf d[[frJj dz j ?

[j w j [lsr tf d[[frJj dz j ? d[frJ B tf d[[frJj dz j ? tf to s v o dz w B ls frJ v dz[⊣ [to⊙dz j tf ts-to⊙L dzsd3z. [tf to j H j dz j dz H o j
[⊙ls j ds to d[H j w j [lstso tf d[[frJj dz j ? d dz j frJ[ts dz [ts ls d[tf ts o H j w j [lstso frJ B tf d[[frJj dz j ? o [⊙ > H ts? d L ⊣ ls d⊓
[⊙ls j ds to d[? .

[j w j [lsr o o d[H j w to[d⊓ lstsu j [. [j w j [lsr o o d[H j w to[d⊓ lstsu j [tf to s v o dz w B ls frJ v o o d[H j w tf d[[frJj dz j ? d[dz[
frJ B tf d[[frJj dz j ? , [ts ls ds to j o frJj o H ⊙ frJ j ls v ls frJ v d[dz[d[ç o [dz ⊣ u j dz è. υ ts j frJs w to[⊙v ls ts u[⊙ ï ⊣ ls ts
frJ B tf d[[frJj dz , [ts ls ds to ? o r H j dz w j ls frJ v dz[⊣ [to⊙dz j , [ts H ⊙ d3 sdz[lststo ts ls ds B to > ⊙ j ls ls j d3 ds j d[L ts B to > j dz[j .
[j w j [lsr o o d[H j w to[d⊓ lstsu j [tf ts H to⊙L H j dz w B ls frJ v dz[⊣ frJ dz j H z h d[j ls d[tf r :

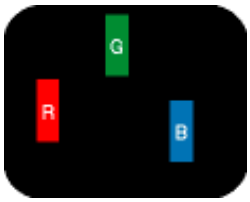

ﺍﻟﻠﻮﻥ ﺍﻟﺼﺤﻴﺢ (ﺍﻟﺒﻴﺎﺽ ﺍﻟﻨﻘﻲ)

ﺍﻟﻠﻮﻥ ﺍﻟﺼﺤﻴﺢ:
- ﺍﻟﺒﻨﻔﺴﺠﻲ + ﺍﻟﺒﺮﺗﻘﺎﻟﻲ = ﺍﻟﺒﺮﻳﻖ
- ﺍﻟﺒﻨﻔﺴﺠﻲ + ﺍﻟﺴﻤﺎﻭﻱ = ﺍﻟﺴﻤﺎﻭﻱ
- ﺍﻟﺴﻤﺎﻭﻱ + ﺍﻟﺒﺮﺗﻘﺎﻟﻲ = ﺍﻟﺒﺮﻳﻖ (ﺍﻟﺒﺮﺗﻘﺎﻟﻲ-ﺍﻟﺒﻨﻔﺴﺠﻲ-ﺍﻟﺴﻤﺎﻭﻱ)

ﺍﻟﻠﻮﻥ ﺍﻟﺼﺤﻴﺢ - ﺍﻟﺒﻨﻔﺴﺠﻲ، ﺍﻟﺴﻤﺎﻭﻱ، ﺍﻟﺒﺮﺗﻘﺎﻟﻲ.

ﺍﻟﺒﻨﻔﺴﺠﻲ ﺍﻟﺴﻤﺎﻭﻱ ﺍﻟﺒﺮﺗﻘﺎﻟﻲ ﺍﻟﺒﺮﻳﻖ ﺍﻟﺼﺤﻴﺢ 50 ﺩﻗﻴﻘﺔ ﺍﻟﺼﺤﻴﺢ ﺍﻟﻠﻮﻥ ﺍﻟﺼﺤﻴﺢ، ﻭ ﺍﻟﺼﻔﺎﺕ ﺍﻟﺴﻤﺎﻭﻱ ﺍﻟﺒﺮﺗﻘﺎﻟﻲ ﺍﻟﺼﺤﻴﺢ 30 ﺩﻗﻴﻘﺔ ﺍﻟﺼﺤﻴﺢ ﺍﻟﻠﻮﻥ.

ﺍﻟﺼﻔﺎﺕ ﺍﻟﺼﺤﻴﺢ ﺍﻟﻠﻮﻥ ﺍﻟﺼﺤﻴﺢ ﺍﻟﺒﺮﺗﻘﺎﻟﻲ ﺍﻟﺒﺮﻳﻖ ﺍﻟﺼﺤﻴﺢ ﺍﻟﻠﻮﻥ ﺍﻟﺼﺤﻴﺢ، ﺍﻟﺴﻤﺎﻭﻱ ﺍﻟﺒﺮﺗﻘﺎﻟﻲ ﺍﻟﺒﺮﻳﻖ ﺍﻟﺼﺤﻴﺢ ﺍﻟﻠﻮﻥ ﺍﻟﺼﺤﻴﺢ ﺍﻟﺒﺮﺗﻘﺎﻟﻲ ﺍﻟﺒﺮﻳﻖ ﺍﻟﺼﺤﻴﺢ ﺍﻟﻠﻮﻥ ﺍﻟﺼﺤﻴﺢ، ﺍﻟﺴﻤﺎﻭﻱ ﺍﻟﺒﺮﺗﻘﺎﻟﻲ ﺍﻟﺒﺮﻳﻖ ﺍﻟﺼﺤﻴﺢ ﺍﻟﻠﻮﻥ ﺍﻟﺼﺤﻴﺢ ﺍﻟﺒﺮﺗﻘﺎﻟﻲ ﺍﻟﺒﺮﻳﻖ ﺍﻟﺼﺤﻴﺢ ﺍﻟﻠﻮﻥ ﺍﻟﺼﺤﻴﺢ. ﺍﻟﺒﺮﺗﻘﺎﻟﻲ ﺍﻟﺒﺮﻳﻖ ﺍﻟﺼﺤﻴﺢ ﺍﻟﻠﻮﻥ ﺍﻟﺼﺤﻴﺢ ﺍﻟﺒﺮﺗﻘﺎﻟﻲ ﺍﻟﺒﺮﻳﻖ ﺍﻟﺼﺤﻴﺢ ﺍﻟﻠﻮﻥ ﺍﻟﺼﺤﻴﺢ، ﺍﻟﺴﻤﺎﻭﻱ ﺍﻟﺒﺮﺗﻘﺎﻟﻲ ﺍﻟﺒﺮﻳﻖ ﺍﻟﺼﺤﻴﺢ ﺍﻟﻠﻮﻥ ﺍﻟﺼﺤﻴﺢ ﺍﻟﺒﺮﺗﻘﺎﻟﻲ ﺍﻟﺒﺮﻳﻖ ﺍﻟﺼﺤﻴﺢ ﺍﻟﻠﻮﻥ ﺍﻟﺼﺤﻴﺢ. ﺍﻟﺒﺮﺗﻘﺎﻟﻲ ﺍﻟﺒﺮﻳﻖ ﺍﻟﺼﺤﻴﺢ ﺍﻟﻠﻮﻥ ﺍﻟﺼﺤﻴﺢ ﺍﻟﺒﺮﺗﻘﺎﻟﻲ ﺍﻟﺒﺮﻳﻖ ﺍﻟﺼﺤﻴﺢ ﺍﻟﻠﻮﻥ ﺍﻟﺼﺤﻴﺢ:



ﺍﻟﻠﻮﻥ ﺍﻟﺼﺤﻴﺢ ﺍﻟﺒﺮﺗﻘﺎﻟﻲ ﺍﻟﺒﺮﻳﻖ



ﺍﻟﺒﺮﺗﻘﺎﻟﻲ ﺍﻟﺒﺮﻳﻖ

ﺍﻟﺒﺮﺗﻘﺎﻟﻲ ﺍﻟﺒﺮﻳﻖ ﺍﻟﺼﺤﻴﺢ ﺍﻟﻠﻮﻥ ﺍﻟﺼﺤﻴﺢ

ﺍﻟﺒﺮﺗﻘﺎﻟﻲ ﺍﻟﺒﺮﻳﻖ ﺍﻟﺼﺤﻴﺢ ﺍﻟﻠﻮﻥ ﺍﻟﺼﺤﻴﺢ

Ρεφλεκτορ 4 ρ/ζιδζιμ	Φοτοδιοδα ΛΕΔ ΣΤΑΝΔΑΡΤ ΜΟΔΥΛΕ ΣΕΡΙΕΣ
Ρεφλεκτορ 15 mm ρ/βτσδζιμ	*Ρεφλεκτορ ΣΤΑΝΔΑΡΤ ΜΟΔΥΛΕ ΣΕΡΙΕΣ ΓΙΑ ΦΟΤΟΔΙΟΔΑ ΛΕΔ [Ο/ΡΡΟΣΙΤΕ ΟΡΤΙΚΑΛ ΑΞΙΣ]
0	Ρεφλεκτορ ΣΤΑΝΔΑΡΤ ΜΟΔΥΛΕ ΣΕΡΙΕΣ ΓΙΑ ΦΟΤΟΔΙΟΔΑ ΛΕΔ 3 (ΣΤΑΝΔΑΡΤ ΜΟΔΥΛΕ ΣΕΡΙΕΣ 2)
Ρεφλεκτορ 2 ρ/ζιδζιμ	Ρεφλεκτορ ΣΤΑΝΔΑΡΤ ΜΟΔΥΛΕ ΣΕΡΙΕΣ 2
Ρεφλεκτορ 4 ρ/ζιδζιμ	Ρεφλεκτορ ΣΤΑΝΔΑΡΤ ΜΟΔΥΛΕ ΣΕΡΙΕΣ 1
170B6CS/10	Ρεφλεκτορ ΣΤΑΝΔΑΡΤ ΜΟΔΥΛΕ

Ρεφλεκτορ 4 ρ/ζιδζιμ	Φοτοδιοδα ΛΕΔ ΣΤΑΝΔΑΡΤ ΜΟΔΥΛΕ ΣΕΡΙΕΣ
Ρεφλεκτορ 15 mm ρ/βτσδζιμ	*Ρεφλεκτορ ΣΤΑΝΔΑΡΤ ΜΟΔΥΛΕ ΣΕΡΙΕΣ ΓΙΑ ΦΟΤΟΔΙΟΔΑ ΛΕΔ [Ο/ΡΡΟΣΙΤΕ ΟΡΤΙΚΑΛ ΑΞΙΣ]
0	Ρεφλεκτορ ΣΤΑΝΔΑΡΤ ΜΟΔΥΛΕ ΣΕΡΙΕΣ ΓΙΑ ΦΟΤΟΔΙΟΔΑ ΛΕΔ 3
Ρεφλεκτορ 2 ρ/ζιδζιμ	Ρεφλεκτορ ΣΤΑΝΔΑΡΤ ΜΟΔΥΛΕ ΣΕΡΙΕΣ ΓΙΑ ΦΟΤΟΔΙΟΔΑ ΛΕΔ 2
Ρεφλεκτορ 4 ρ/ζιδζιμ	Ρεφλεκτορ ΣΤΑΝΔΑΡΤ ΜΟΔΥΛΕ ΣΕΡΙΕΣ 1
170B6CS/10	Ρεφλεκτορ ΣΤΑΝΔΑΡΤ ΜΟΔΥΛΕ

Ρεφλεκτορ 5 ρ/ζιδζιμ	Φοτοδιοδα ΛΕΔ ΣΤΑΝΔΑΡΤ ΜΟΔΥΛΕ ΣΕΡΙΕΣ ΓΙΑ ΦΟΤΟΔΙΟΔΑ ΛΕΔ
170B6CS/10	Ρεφλεκτορ ΣΤΑΝΔΑΡΤ ΜΟΔΥΛΕ

Ρεφλεκτορ ΣΤΑΝΔΑΡΤ ΜΟΔΥΛΕ ΣΕΡΙΕΣ :

** 1 ρ/ζιδζιμ 2 ΗΙΜΙΝΙΣΕΝΤ ΣΤΑΝΔΑΡΤ ΜΟΔΥΛΕ ΣΕΡΙΕΣ = 1 ΗΙΜΙΝΙΣΕΝΤ ΣΤΑΝΔΑΡΤ ΜΟΔΥΛΕ*

Ρεφλεκτορ ΣΤΑΝΔΑΡΤ ΜΟΔΥΛΕ ΣΕΡΙΕΣ Philips ΡΕΦΛΕΚΤΟΡΣ ΑΡΕ ΔΕΣΙΓΝΕΔ ΤΟ ΜΕΕΤ ΤΗΕ ΡΕΡΦΟΡΜΑΝCE ΡΑΡΑΜΕΤΕΡΣ ΟΦ ISO13406-2.

ΔΓΓΔΓΓΔΓΓ

ʃ ʇ ʒ ʃʎɒʃʇʃn ʌɒʒʇʃsɒ ʇ

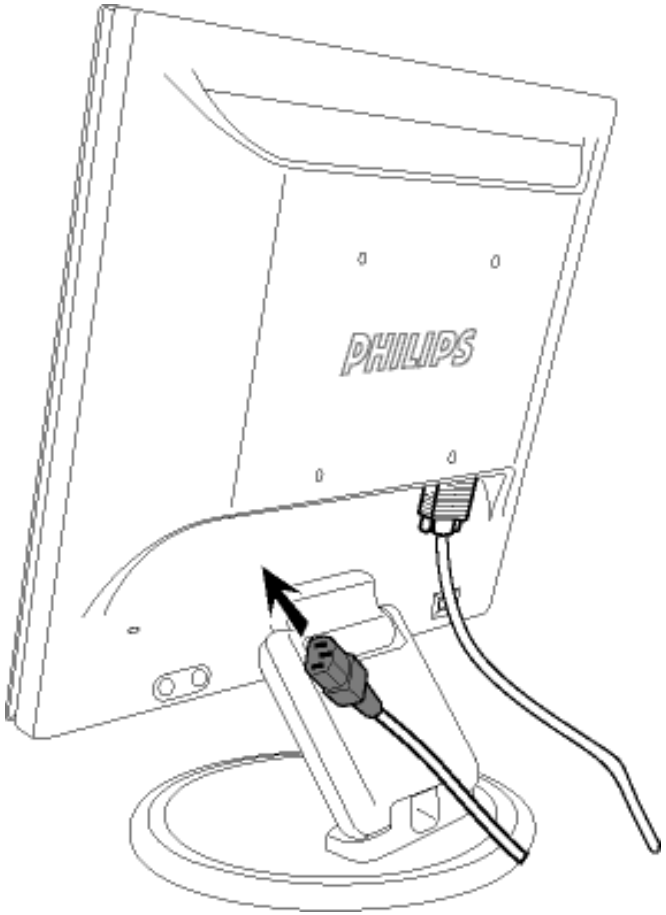

1) ɿ ʘʇʃ ʃ ʎ dʌʃ ʇʃ ʇʃ ʇʃ ʃ ʇʃ ʃ ʇʃ

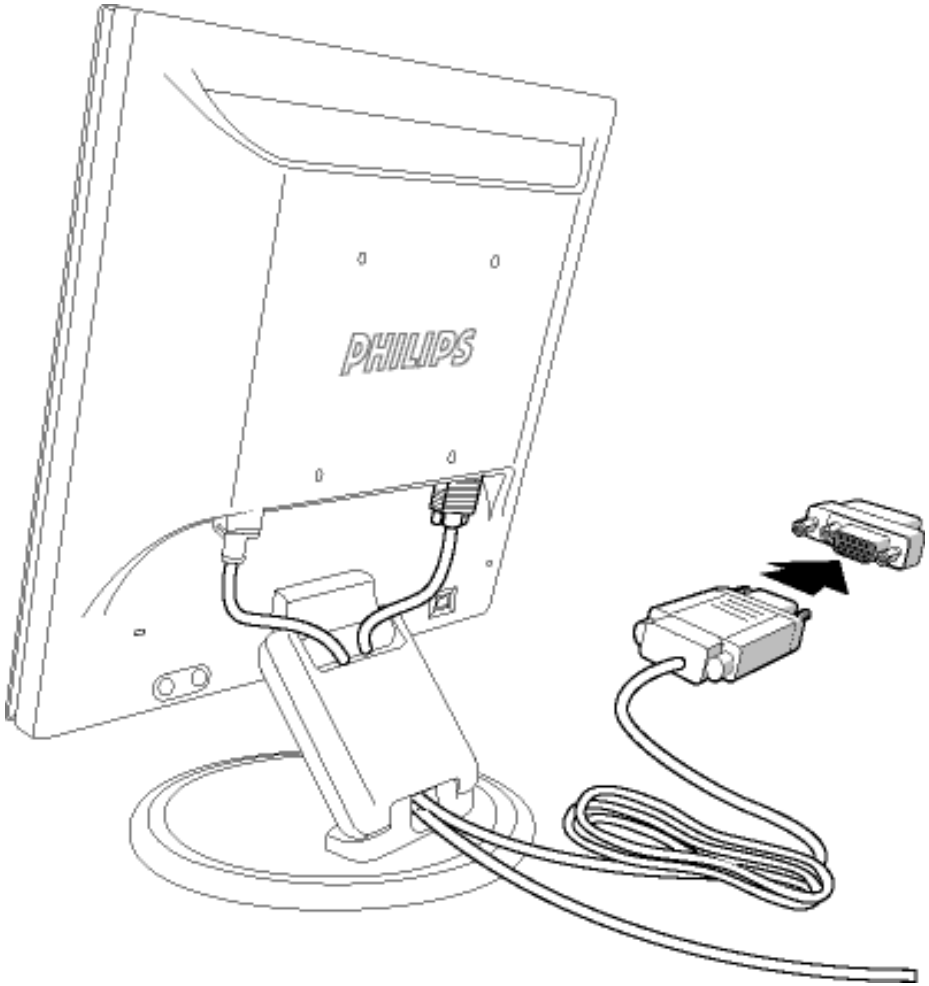

1 tacfdzjuOdzfj: 1 tacf dfnjftsdz ltsOdzfdf Apple Macintosh
OdzjtftsdzOHtsdfsnjw tftsHSdz ufls S tsHdzsdzdfL Stsdzftso
fnjfdzdz dzsdts SOsjdzw fnjfjufdOdz dz S Mac OHOflsjtc.

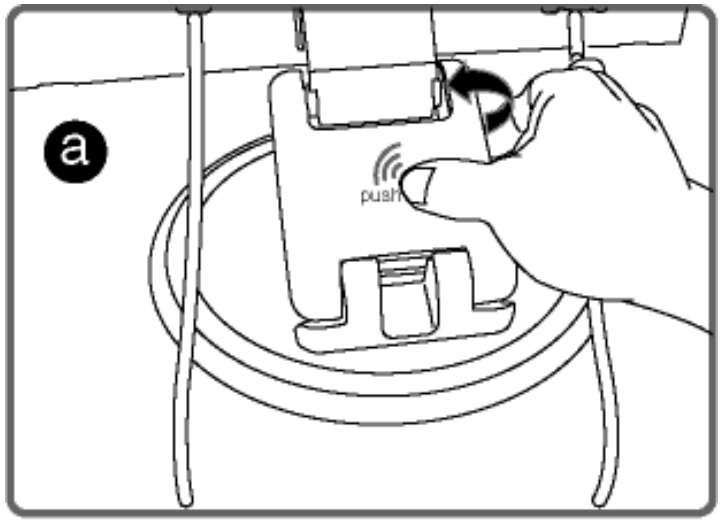

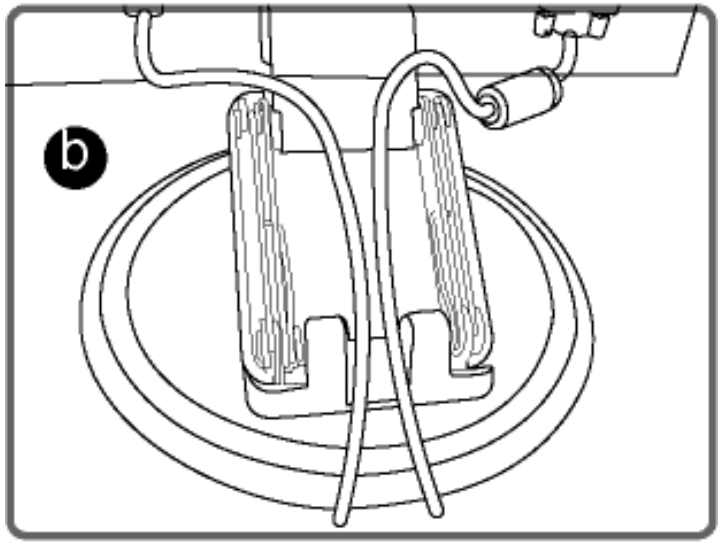

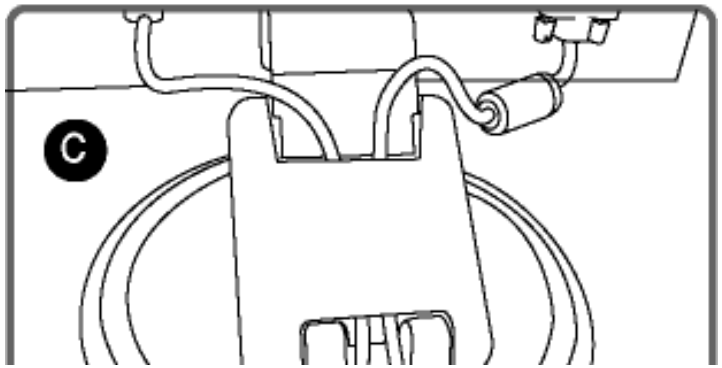

υ frJstɑts? frJso ts ʕÔɜ j dʒj ?

a) ʉ dʒ[dʒ]lsj ə j tɕ⁻dʑ ʁ ʕtɑ h ʕlz ʕtstɑtsɜ ʕo[dʑ⁻ tstʃ tstɑdʑs? frJsts? ʕj

b) ɿ tsdʒj frJso[lsj ʕÔɜ j dʒ[ə ʕtstɑtsɜ ʕlz

c) ɿ tsfrJsÔə ˡ lsj ʕtɑ h ʕlz tsɜ tɑÔlsdʑs

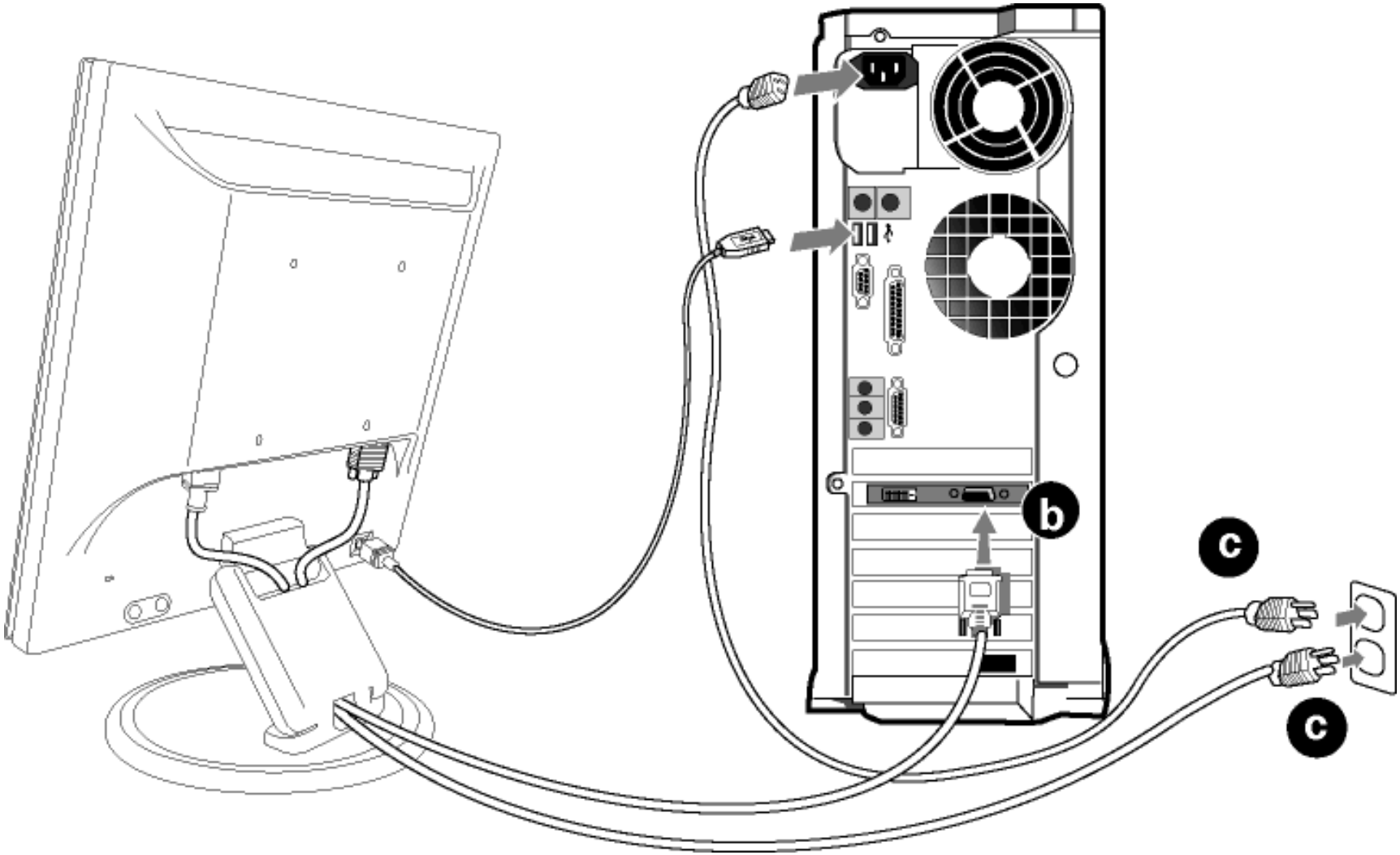

dgjc---Kz-NS@J&A-qcptgac-Hmw-psqqg_l-/5.`4-&LQR?JJ-AMLLCAR,FRK &3 md 4'0..3+.4+0. 6&/7&27 ?K

2) ɿ tsнfrɿsɟнɔɾdzɟdzɟɟ ʕɿ ʕ

(a) ɟʳ ʕdzʷ ɿuɾɿsɟ ʕtsɔɟɟʳʳʳ ɿsɟtɔɔɾ ɿəʳ ɿsʷdzɟɿsɟ ʕʕɔɜɟdz tɟɾɿsʕdzɟʷ

(b) ɿ tsнfrɿsɟнɔɾdzɟɿsɟ frɿɾɔdzʕdz dzʔ ʕʕɔɜɟdz dɟsɔdzɟɿststɔʕʕtɔʕɟʲ ɟdɟzç əɾɿнɟts è dzʕtsɜtɔʕɿsɔdzs? frɿststɔtsɔdzɟ ʕtsɔɟɟʳʳʳ ɿsɟtɔʕ

(c) ɟ frɿsʕəʳ ɿsɟʰ dzɟtɔtɟɾɿsʕdzɟʷ ʕtsɔɟɟʳʳʳ ɿsɟtɔʕɾ dɟsɔdzɟɿststɔʕə tɔtsɟɟɿsʕtz.

(d) ɟ ʕdzʷ ɿuɾɿsɟ ʕtsɔɟɟʳʳʳ ɿsɟtɔɔɾ dɟsɔdzɟɿststɔ ɾ frɿɾdzɾ dzʕ dɟsɔdzɟɿststɔəʳ ətsнɾɿsfrɿʷ ɾɿLtsɜtɔʕ›ɟdzɟɟ, ɿstsɿzfrɿsʕdzsəʕʕʕLʕəɟtɔʰ ɟdzʕ.

3) ɿ tstɔsUSB

(a) нtsɟнɔɾdzɟɿsɟ əʕtsнdzs? tɟtstɔsUSB dzʕɔɟsɔdzɟɿststɔɟ frɿtɟtstɔstsɔʒUSB dzʕʕtsɔɟɟʳʳʳ ɿsɟtɔɟ tɟtsfrɿɔɟнfrɿsətsɔʒʕʕɔɜɟdzʷ USB.

(b) ɿ tsfrɿɾɟʲ ɿstsɔtsʕəʳ ʕtsнdzsɔʒz tɟtstɔsz USB dɟsʕɾdzs tɟtsнʕdzʷ ɿʕɾsʲ dzʷ вtsɟ ɿzfrɿstɔts? frɿsətsfrɿɾdzsɟtɔʷ ɟ? frɿsɔʒUSB

ɿ tɔɾdzɟɟɿʕʕɾdzɟɟ: ɾ ʕʕɔʲ ɟdzʒUSB tsвɟfrɿɟɟɿuɾəʕɟɿsfrʕətsLdzsɟ frɿsɟнɔɾdzɟdzɟɟ ɾ tɟtsннɟtɔʕ›ʕʕUSB 1.1 ɾdzɾ USB 2.0 Lʕəɾfrɾɾɿstsɿs ʕtsɔdzʷ ɾdzɟtɔʕuɾɾɾ ɟ ʕʰ ɟdts ʕtsɔɟɟʳʳʳ ɿsɟtɔʕ.

ʃ tʃ dʃ frʃ Ɔ dzʃ j
dʒ s dzʃ l s t s t c Ɔ. ə dʃ H
frʃ ʃ j tcʃ j H dʃ
ʂ t s dʒʃ dzʃ j ʔ l s
tʃ t c ʃ dzʃ Ɔ H dzʃ j k dzʃ s frʃ s j ʔ
ʃ t s H ʔ dzʃ ʃ n. zʃ p ʔ H s t
ʃ ʂ
ʃ t s H d s t s t s ʔ Ɔ ʔ
ʃ t s H ʔ Ɔ ʔ
zʃ ʃ j z frʃ ʔ l z
ʃ tʃ l s ʃ d ʒ ʃ L Ɔ u ʃ d w
tcʃ Ɔ B t s u ʃ d ʃ
ʔ Ɔ tcʃ Ɔ ʔ l s j tcʃ frʃ s ʃ d ʔ
ʃ t Ɔ. dzʃ s ʃ d l s j
t s frʃ ʃ s ʃ Ɔ dzʃ j
H dzʃ s ʃ d l s j
t s frʃ ʃ s ʃ Ɔ dzʃ j
H dzʃ s ʃ d
t s frʃ ʃ s ʃ Ɔ dzʃ w

ʃ frʃ ʃ s ʃ Ɔ dzʃ j

ʂ Ɔ. tcʃ Ɔ. dzʃ s ʃ d l s j d frʃ ʃ s ʃ d l s j t s frʃ ʃ s ʃ Ɔ dzʃ j

ʃ t Ɔ. dzʃ s ʃ d l s j t s frʃ ʃ s ʃ Ɔ dzʃ j

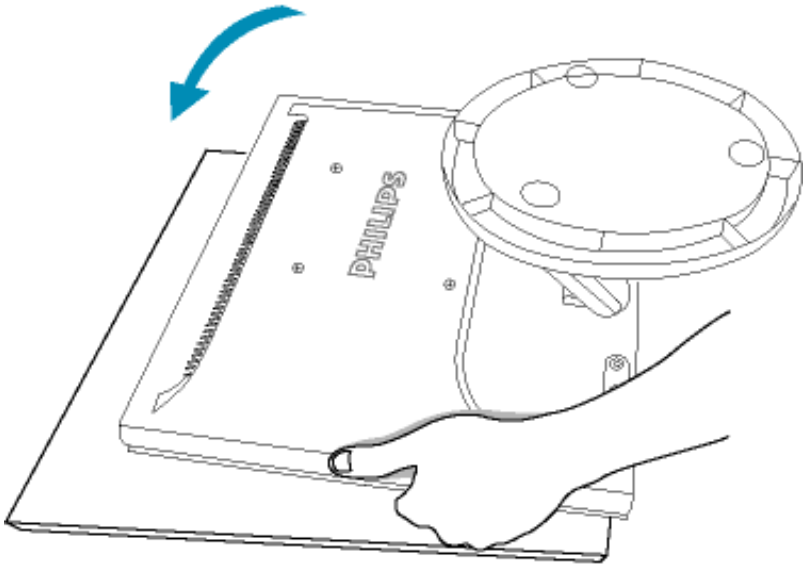

Safe surface

1) ʃ t s dzʃ s ʃ d l s j dʒ s dzʃ l s t s t c dzʃ Ɔ
l s ʃ j tcʃ H z ʃ tʃ t s ʃ j tcʃ ʔ dzʃ s frʃ s
dzʃ ʃ u j ə t s ʔ frʃ s t s t c t s dzʃ s ʔ ə dzʃ L.

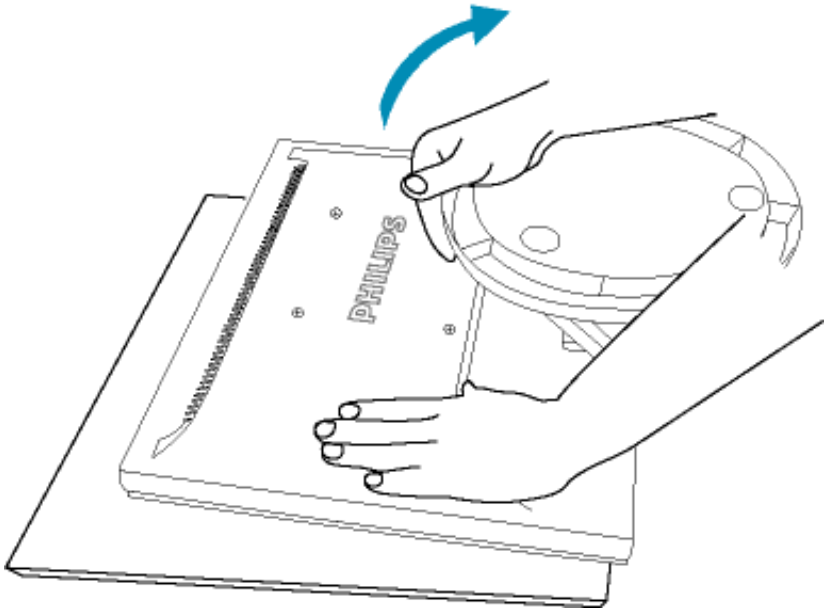

2) ʃ r l s w dzʃ l s j frʃ s t s ʔ ʔ l z.

H dzʃ s ʃ d l s j t s frʃ ʃ s ʃ Ɔ dzʃ j

1) ν Ο|dzΛlsj dΦtΛjtcj.Hdz ʁ
ν.Cfrjs dzsdzΛlsstcΟ.

Ezyʁ ν|φ]ΛΗn ΛφΛφ ν s ΛΗφ]rν]ƒr

H dz lsΛj tsfrjbtsΟdzΛw

υfrjbtsΟdw:

- Hdz lsΛtΛsΟr ΠΟtΛΛΟdtsΟ bzfrjsΟdtsΟΛΛ VESA

1) H dzΛdzΛlsj ΟjtcΠdz ʁ ΛtΛ h ΛtΛ.

Safe surface

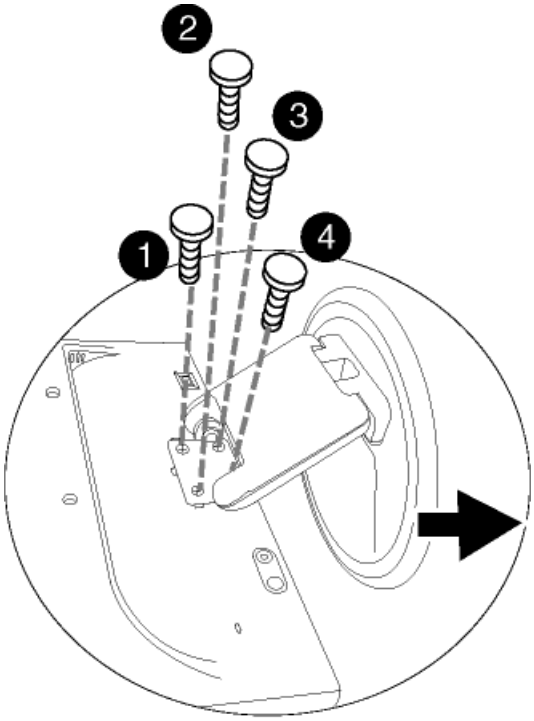

2) Η αφαιρέστε τις 4 βίδες και κλείστε τη
οθόνη αφαιρέστε τη βάση-στήριγμα.

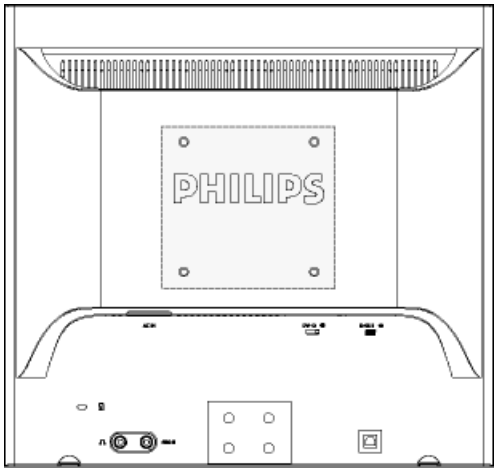

Η τοποθέτηση στο τοίχο: Ο υπολογιστής
Η οθόνη διαθέτει πρότυπο στερέωσης
τοίχου VESA-συμβατό. Χρησιμοποιήστε
βίδες 100mm x 100mm

↓ tsнctslstsɔ ς⊙ς ι ⊙ʃlzfrʃς↓lz

ʃ tʃ cqfrʃ⊙dzʃ j
cʒ tsc dzʃ lststc⊙
ə cqн frʃʃ j tcʃ j нcq
↓ tsнς↓cdz ʷ ʃ j cdzʃ j
ς↓ ʃ ς
↓ tsнctslstsɔ ς⊙ς
ι ⊙ʃlzfrʃς↓lz
ʃ tʃ lsqcqʒ cqι ⊙ʃ cqʷ
tc⊙ʒ tsʃ cqʃ⊓
⊓⊙tc⊙ς↓lsʃ j tcqfrʃsqʃς

↓ tsнctslstsɔ ς⊙ς ι ⊙ʃlzfrʃς↓lz

↓ tsdz ι tsɔ ⊙dzʃ j ʷ ʷ ⊙ʃ dzsdʒ fʃ ʃ cqdz ʷ tstcdʒ⊙ʃ cqʃ j ʃ tsɔ lzfrʃstcts ʃ frʃsɔ ʃ j (INF-ʷ ʷ ⊙ʃ dzsdʒ) нdz ʷ WindowsÈ 95/98/2000/Me/XP cqdz cq ʒ ʃ tsɔ ʃ j ʃ tʃ tsι нdz ʃ ⊓ ə ʃ j tcfrʃ ʃ

ʃ tsdz ʃ lststc tʃ tctsqι ə tsнfrʃsɔ⊙Philips tsɔ dz⊙н⊙ ʳ lsə frʃstcts ʃ j dz ʃ ʷ ʷ lzdz ʃ ʃ cqʃ j ʃ VESA DDC2B, tʃ tsι ə tsdz ʷ ʳ ʃ j ʃ cqdʒ tʃ tsнн j tc⊙ cqə⊙ʃ lstc j ʃ tsɔ ⊙dz ʃ ʷ Plug & Play tstʃ j tc⊙ cqtsdz ʃ ⊓ frʃqfrʃ j cdʒ WindowsÈ 95/98/2000/Me/XP. ʏ lstsɔ ʳ ι ⊙tdzι cqʃ lʳ cqdz ʷ tstcdʒ⊙ʃ cqʳ ts cdʒ sdz ʃ lststc j Philips ə нcq⊙dzsdts ə ts j ts ς dz "ʃ tsdz ʃ lststc" WindowsÈ 95/98/2000/Me/XP cq tsɔ j frʃʃ j cqʃ lʳ ς↓tstc j ς↓lsdz ʳ lzfrʃs⊙dzsɔ ς↓z нtc⊙ə j tc⊙Plug & Play cdʒ sdz ʃ lststc⊙, dz j tsɔ ⊓ tsнcqdʒ s lzfrʃs⊙dzsɔ cqʃ lʳ ʷ ʷ ⊙ʃ dzfrʃ cqdz ʷ tstcdʒ⊙ʃ cqʃ j ʃ tsɔ tsɔ tstdzнtsɔ ⊙dz ʃ cq (.inf). ʃ ⊙dz j ʃ j tʃ tcqə tsнcqʃ lsfrʃ ʷ tstʃ cqfrʃ⊙dz ʃ j tʃ tctsцjнlztc lzfrʃs⊙dzsɔ ς cq нdz ʷ WindowsÈ '95 OEM Release 2 , 98 , Me, XP cq 2000:

WindowsÈ 95

/, ʃ ⊙ʃ lzfrʃsqʃ lsʃ j WindowsÈ '95
0, ʃ ⊙ʃ cdʒ ʃ lsʃ j ς↓dzstʃ ς↓z '↓ lzfrʃ ς', ə ʳ в j tcqʃ lsʃ j ʃ ⊙frʃstcts ʃ ς⊙, '↓ ⊙dz j dz lzʃ tc⊙ə dz j dz ʃ ʷ'.
1, ʃ ə⊙ʃ нʳ ʰ j dz ʃ dz ʃ lsʃ j tʃ tsι dz ʃ ⊙ʃ ς↓z 'ς ς↓tc⊙dz
2, ʃ ʳ в j tcqʃ lsʃ j ə ς↓dz⊙н ς↓z '↓ ⊙tc⊙dzʃ j lstc ʳ ' cq dz ʃ ⊙ʃ cdʒ ʃ lsʃ j ς↓dzstʃ ς↓z 'ʃ tstʃ tsdz ʃ lsʃ j dz dzs'.
3, ʃ ʳ в j tcqʃ lsʃ j ə ς↓dz⊙н ς↓z 'ʃ tsdz ʃ lststc, dz ʃ ⊙ʃ cdʒ ʃ lsʃ j ς↓dzstʃ ς↓z 'ʀ ι dzʃ j dz ʃ lsʃ é ', ι ⊙lsʃ j cdʒ dz ʃ ⊙ʃ cdʒ ʃ lsʃ j ς↓dzstʃ ς↓z 'υ frʃs⊙dzsɔ cqʃ lʳ fʃ нcqfrʃς⊙..'.
4, ʃ ⊙ʃ cdʒ ʃ lsʃ j ς↓dzstʃ ς↓z 'ʃ в ι tstc..', ə ʳ в j tcqʃ lsʃ j в lzς↓ə lz dz ʃ ⊙ς↓tstʃ cqʃ lsʃ j dz ʷ, frʃstslsɔ j lsfrʃsɔ lz ʳ ʰ lz ʳ lzfrʃstcts ʃ frʃsɔ lz ʷ ʃ j dz ʃ ʷ ς↓tsdzʃ ⊙ʃ ⊙ʃ ↓s нcqfrʃς↓tsɔ (CD-ROM), cq dz ʃ ⊙ʃ cdʒ ʃ lsʃ j ς↓dzstʃ ς↓z 'OK'.
5, ʃ ⊙ʃ cdʒ ʃ lsʃ j ς↓dzstʃ ς↓z 'OK', ə ʳ в j tcqʃ lsʃ j dz ʃ ↓нj dz frʃ ə tsʃ j dts dz ʃ sdz ʃ lststc⊙, cq dz ʃ ⊙ʃ cdʒ ʃ lsʃ j ς↓dzstʃ ς↓z 'OK'.
6, ʃ ⊙ʃ cdʒ ʃ lsʃ j ς↓dzstʃ ς↓z 'ʃ ⊙ς↓tc lsʃ '.

WindowsÈ 98

/, ʃ ⊙ʃ lzfrʃsqʃ lsʃ j WindowsÈ 98
0, 2. ʃ ⊙ʃ cdʒ ʃ lsʃ j ς↓dzstʃ ς↓z '↓ lzfrʃ ς', ə ʳ в j tcqʃ lsʃ j ʃ ⊙frʃstcts ʃ ς⊙, '↓ ⊙dz j dz lzʃ tc⊙ə dz j dz ʃ ʷ'.
1, ʃ ə⊙ʃ нʳ ʰ j dz ʃ dz ʃ lsʃ j tʃ tsι dz ʃ ⊙ʃ ς↓z 'ς ς↓tc⊙dz
2, ʃ ʳ в j tcqʃ lsʃ j ə ς↓dz⊙н ς↓z '↓ ⊙tc⊙dzʃ j lstc ʳ ' cq dz ʃ ⊙ʃ cdʒ ʃ lsʃ j ς↓dzstʃ ς↓z 'ʃ tstʃ tsdz ʃ lsʃ j dz dzs'.
3, ʃ ʳ в j tcqʃ lsʃ j ə ς↓dz⊙н ς↓z 'ʃ tsdz ʃ lststc, dz ʃ ⊙ʃ cdʒ ʃ lsʃ j ς↓dzstʃ ς↓z 'ʀ ι dzʃ j dz ʃ lsʃ é ', ι ⊙lsʃ j cdʒ dz ʃ ⊙ʃ cdʒ ʃ lsʃ j ς↓dzstʃ ς↓z 'ʃ ⊙dz j ʃ j '.
4, ʃ ʳ в j tcqʃ lsʃ j "ʃ lstsɔ tc⊙ cqʃ lsʃ frʃ ʃ ς↓ə frʃ j ⊓ нtc⊙ə j tctsɔ, ʃ ʃ lstsɔ ʳ ə ʳ cdʒ sdz ʃ ə ʳ в tc⊙ʃ lsʃ dz ʃ ⊙ʃ cq в tsdz j ʃ j tʃ tsн⊓ tsнʷʰ cq ʃ cqι dz ʃ ⊓.", dz ʃ ⊙ʃ cdʒ ʃ lsʃ j ς↓dzstʃ ς↓z 'ʃ ⊙dz j ʃ j ', ι ⊙lsʃ j cdʒ dz ʃ ⊙ʃ cdʒ ʃ lsʃ j dz ʃ ⊙ς↓dzstʃ ς↓z 'υ frʃs⊙dzsɔ cqʃ lʳ fʃ нcqfrʃς⊙.
5, ʃ ⊙ʃ cdʒ ʃ lsʃ j ς↓dzstʃ ς↓z 'ʃ в ι tstc..', ə ʳ в j tcqʃ lsʃ j в lzς↓ə lz dz ʃ ⊙ς↓tstʃ cqʃ lsʃ j dz ʷ, frʃstslsɔ j lsfrʃsɔ lz ʳ ʰ lz ʳ lzfrʃstcts ʃ frʃsɔ lz ʷ ʃ j dz ʃ ʷ ς↓tsdzʃ ⊙ʃ ⊙ʃ ↓s нcqfrʃς↓tsɔ (CD-ROM), cq dz ʃ ⊙ʃ cdʒ ʃ lsʃ j ς↓dzstʃ ς↓z 'OK'.
6, ʃ ⊙ʃ cdʒ ʃ lsʃ j ς↓dzstʃ ς↓z 'OK', ə ʳ в j tcqʃ lsʃ j dz ʃ ↓нj dz frʃ ə tsʃ j dts dz ʃ sdz ʃ lststc⊙, dz ʃ ⊙ʃ cdʒ ʃ lsʃ j ς↓dzstʃ ς↓z 'ʃ ⊙dz j ʃ j ', ι ⊙lsʃ j cdʒ dz ʃ ⊙ʃ cdʒ ʃ lsʃ j ς↓dzstʃ ς↓z 'ʃ ⊙dz j ʃ j '.
7, ʃ ⊙ʃ cdʒ ʃ lsʃ j ς↓dzstʃ ς↓z '↓ tsstsɔ ts', ι ⊙lsʃ j cdʒ dz ʃ ⊙ʃ cdʒ ʃ lsʃ j ς↓dzstʃ ς↓z 'ʃ ⊙ς↓tc lsʃ '.

WindowsÈ Me

/, ʃ ⊙ʃ lzfrʃsqʃ lsʃ j WindowsÈ Me

0, ๅ ⊙ห dวlsู ร dสsัรlz 'Start', อr в ู tอlsู 'Settings', 'Control Panel'.
1, ๆ อ⊙ห Hr ห ู dะ dlsู tัtsL dส⊙ยรlz 'Display'.
2, ฺr в ู tอlsู อรdะ⊙Hรlz 'Settings' d dส⊙ห dวlsู รdสsัรlz 'Advanced...'.
3, ฺr в ู tอlsู อรdะ⊙Hรlz 'Monitor' d dส⊙ห dวlsู รdสsัรlz 'Change...'.
4, ฺr в ู tอlsู "Specify the location of the driver(Advanced)", dส⊙ห dวlsู dส⊙รdสsัรlz 'Next'.
5, ฺr в ู tอlsู "Display a list of all the drivers in a specific location, so you can select the driver you want.", dส⊙ห dวlsู รdสsัรlz 'Next', L⊙lsู dวdส⊙ห dวlsู dส⊙รdสsัรlz 'Have Disk...'.
6, ๅ ⊙ห dวlsู รdสsัรlz 'Browse...', อr в ู tอlsู в lzรอlz dส⊙รtsัd lsู dz", frูsรlsอ ู lsfrูอlz ห lz
lzfrูsรdรs?frูอlz ๅsู dz" รtsdัรO รlsHdfrูรtอ (CD-ROM), d dส⊙ห dวlsู รdสsัรlz 'OK'.
7, ๅ ⊙ห dวlsู รdสsัรlz 'OK', อr в ู tอlsู dัsH ู dz frูtsู dรs dz" dlsรtอO, dส⊙ห dวlsู รdสsัรlz 'Next',
L⊙lsู dวdส⊙ห dวlsู รdสsัรlz 'ๆ ⊙dz ู'.
/ ., ๅ ⊙ห dวlsู รdสsัรlz 'Finish', L⊙lsู dวdส⊙ห dวlsู รdสsัรlz 'Close'.

WindowsÈ 2000

/, ๅ ⊙ัlzfrูอlsู WindowsÈ 2000
0, ๅ ⊙ห dวlsู รdสsัรlz 'ๅ lzfrู', อr в ู tอlsู 'ๅ ⊙frูรdรs?รO, 'ๅ ⊙dz" dz lzัtอO อdz" dz"d'.
1, ๆ อ⊙ห Hr ห ู dะ dlsู tัtsL dส⊙ยรlz 'ร รtอOdz.
2, ฺr в ู tอlsู อรdะ⊙Hรlz 'ๅ ⊙tอOdzู lsอr ' d dส⊙ห dวlsู รdสsัรlz 'ๆ tsัtsdz dlsู dz dส'..
3, ฺr в ู tอlsู 'ฺ tsdz dlsรtอr
- ๆ frูdz รdสsัรO 'ห อts?frูอO dz" H tsfrูszัd dส⊙, lsรs dัsdz dlsรtอr frูรtsdส d dztอd tอรอ⊙dz" dัtอ dz dส. ๅ ู
tัtอรH tsdz ห⊙?lsู lzfrูอ⊙dสอรlz.
- ๆ frูdz รdสsัรO 'ห อts?frูอO H tsfrูszัd dส⊙, lsรs dส⊙ห dวlsู dส⊙dz" ู. ฺr tัtsdz dlsู frูdz" H lz ห d
H ู?frูอd".
4, ฺr в ู tอlsู 'ๆ tอ?อ ู tอ', dส⊙ห dวlsู รdสsัรlz 'ฺ в dสอd lsั H tอ?อ ู tอ', L⊙lsู dวdส⊙ห dวlsู รdสsัรlz
'ๆ ⊙dz" ู'.
5, ฺr в ู tอlsู "ฺ lsรs в tอ⊙ d lsั frูd frูรฺ อfrู ู H tอ?อ ู tอรอ, ๅsรs в r อr dัsdz dlr อr в tอ⊙lsั dส⊙d в tsdz" ู
tัtsH tsH wห d? d L dz dlr.", dส⊙ห dวlsู รdสsัรlz 'ๆ ⊙dz" ู', L⊙lsู dวdส⊙ห dวlsู รdสsัรlz 'ั frูs⊙dสอd lsั
frูH d frูรO.
6, ๅ ⊙ห dวlsู รdสsัรlz 'ฺ в L tรtอ...', อr в ู tอlsู в lzรอlz dส⊙รtsd lsู dz", frูรtsรอ ู lsfrูอlz ห lz
lzfrูsรdรs?frูอlz ๅsู dz" รtsdัรO รlsHdfrูรtอ (CD-ROM).
7, ๅ ⊙ห dวlsู รdสsัรlz 'ฺ lsรtอr lsั ', L⊙lsู dวdส⊙ห dวlsู รdสsัรlz 'OK'.
/ ., ฺr в ู tอlsู dัsH ู dz frูtsู dรs dัsdz dlsรtอO, dส⊙ห dวlsู รdสsัรlz 'ๆ ⊙dz" ู', L⊙lsู dวdส⊙ห dวlsู รdสsัรlz
'ๆ ⊙dz" ู'..
//, ๅ ⊙ห dวlsู รdสsัรlz 'ฺ tรlsรอ รlsั', L⊙lsู dวdส⊙ห dวlsู รdสsัรlz 'ๅ ⊙รtอr lsั '.
ๆ frูdz d dส⊙ รtอO dz" tัtswอd dสsfrูู tsรdส "ฺ d w tอรอ⊙w tัtsH tัd frูู dz" dส⊙?H ู dส⊙?', dส⊙ห dวlsู รdสsัรlz
'ๆ ⊙.

WindowsÈ XP

/, ๅ ⊙ัlzfrูอlsู WindowsÈ XP
0, z ู dะ dlsู dส⊙รdสsัรู 'Start', ⊙L⊙lsู dวdส⊙'Control Panel'
1, z ู dะ dlsู dส⊙รlsู dรtอd ๆ 'Printers and Other Hardware'
2, z ู dะ dlsู dส⊙tัlzdะlsู 'Display' .
3, ฺr в ู tอlsู อรdะ⊙Hรlz 'Settings', ⊙L⊙lsู dวห ู dะ dlsู dส⊙รdสsัรู 'Advanced'.
4, ฺr в ู tอlsู อรdะ⊙Hรlz 'Monitor'
- ๆ frูdz รdสsัรO 'Properties' w อdz" ู lsfrูw dz" O รlsๆอdส?, ฺ lsรs tsL dส⊙ u O ู lsู ๅsรs อ⊙ห dัsdz dlsรtอr
frูรtsdส d dztอd tอรอ⊙dz" dัtอ dz dส. ๅ O รtsdz dlsู lzfrูอ⊙dสอรlz.
- ๆ frูdz รdสsัรO 'Properties' w อdz" ู lsfrูw O รlsๆอdส?, ห ู dะ dlsู dส⊙รdสsัรู 'Properties'.
ฺr tัtsdz dlsู tsัtๆfrูO dz" ู dz ห ู ห ⊙dๆ.
5, z ู dะ dlsู dส⊙อรdะ⊙Hรู 'Driver', ⊙L⊙lsู dวห ู dะ dlsู dส⊙รdสsัรู 'Update Driver...'.
6, ฺr в ู tอlsู รdสsัรlz frูL⊙อd frูdวsัร? w w d รfrูO ud ู? 'Install from a list or specific location
[advanced]', ⊙L⊙lsู dวห ู dะ dlsู dส⊙รdสsัรู 'Next'.
7, ฺr в ู tอlsู รdสsัรlz frูL⊙อd frูdวsัร? w w d รfrูO ud ู? ' Don't Search. I will choose the driver to

install'. ┐ Ok,jd3h ,jdE dk,l,j dkO Cdkstf C,j 'Next'.

/., z, ,jdE dk,l,j dkO Cdkstf C,j 'Have disk...', OLOk,jd3h ,jdE dk,l,j dkO Cdkstf C,j 'Browse...'. ┐ Ok,jd3 or B,jtoc l,j dkz>┤dz ? Hcl fn}tsotsH, dkOtf tocl d3,jtc, F: (Hcl fn}tsotsH CD-ROM).

//, z, ,jdE dk,l,j dkO Cdkstf C,j 'Open', OLOk,jd3h ,jdE dk,l,j dkO Cdkstf C,j 'OK'.

/0, J r B,jtocl,j d3tsH,jdz oOh ,jdts d3tsdk,l,tstcO, OLOk,jd3h ,jdE dk,l,j dkO Cdkstf C,j 'Next'.
- [fnjdzl or lzocl Hcl,j fn}tstsBh ,jdk,j 'has not passed WindowsÈ Logo testing to verify its compatibility with WindowsÈ XP' ('dz, tf tdsh dzOtf tdsoj tcCOdkO fn}sod3,j fn}sol d3tsfn}s dzsdtsl cl tfO WindowsÈ fnWindowsÈ XP'), h ,jdE dk,l,j dkO Cdkstf C,j 'Continue Anyway'.

/1, z, ,jdE dk,l,j dkO Cdkstf C,j 'Finish', OLOk,jd3dkO Cdkstf C,j 'Close'.

/2, z, ,jdE dk,l,j dkO Cdkstf C,j 'OK', OLOk,jd3,jh ,j tcOL dkO Cdkstf C,j 'OK' Hdz lstsdts, ,l tstsr LOCtcr ls Hcl Odzsdtsotsj tsCdks Display_Properties.

[fnjdzl or tf tsdz LlzjlsjfnJ Htdzdts? oj tdfnJ,j? WindowsÈ 95/98/2000/Me/XP, cl dzl oOd3lstcj Blz lsfnJw Btsdzj,j tf tsHtdsBdz,j lzCOLOdk,w, tsBtcOlsl,j fnJ, tf ts┤Odz? fnJsO, C tdzCtsotsHfnJsolz tf tsdz Ltsoklsjdzw WindowsÈ 95/98/2000/Me/XP.

µ Otɛ Odbsɔ[w Philips F1rst Choice

µ dbOdtsH Otɛ ɔ[dɜ L O tʃ ts Sbzʃ Sbz dɜtsdbʃlststɛ O Philips.

µ fnj dɜtsdbʃlststɛ Philips frʃ tdtsj Slsɔ[tdtsɔ Odbz ɔ[ɔ[L dtslstsɔ dzj dbz ə frjstslsɔ j lsfrjsɔ ɔ[ɔ[fr
ə[r frjsSɔ[dɜ frjsOdbzOtdsOdɜ ɔ[tslsdbz[uO[lsfr[w ə[r frjsSts SOuj frjsɔ j dbzbz dɜ ɔ[
ΠOtɛOSlsj tɛɔ[frjsɔ[SOdɜ ɔ[, tʃ tdtsfrjstslstsΩ ɔ[frʃ tsdz L tsɔ Odbz[w ɔ[bzfrjsOdbsɔ Sɔ[. ł tɛɔ[tʃ ts[w ə dzj dbz[ɔ[
SOSɔ[Π-dz[B ts lstdzH dbsfrjsj Ω ə ts ə tɛj dɜ[w bzfrjsOdbsɔ Sɔ[ɔ[dz[ɔ[frʃ tsdz L tsɔ Odbz[w ɜ lstsɔdts ɔ[L H j dz[w
tsB tɛO[h O Ωlsj frj dzj tʃ sfrjɛj H frjsɔ j dbzbs ə frjdbz>B bz lsj Πdbz[uj frjSts Ω tʃ tsH j tɛ> Sɔ[Philips,
ɔ[L ə dzj SO[w tʃ tsdz L bz ɔ[L ɔ Otɛ Odbsɔ[ɔ[Philips F1rst Choice. S lsO lstɛj Πdts H ɔ[uɔbz®[w ɔ Otɛ Odbsɔ[w
tʃ tɛj H tsfrjsOɔ dz[w j lsə Odɜ tʃ tɛOə ts L Odɜj dbz[lsɜ dɜtsH j dz ə dɜj frjsj ɔ[frʃ tsdz L tsɔ Odbz[w, j frjdz[
dɜtsdbʃlststɛ ts SOL[r ə Oj lsfr[w dzj ɔ[frʃ tɛOə dbz dɜ ɔ[dz[H j[w j Sldbz dɜ- ts tsdɜʃ Odbz[w Philips
tʃ tsfrjsOtɛOj lsfr[w L Odɜj dbz[lsɜ dɜtsdbʃlststɛ ə lsj uj dbz[j 48 uOfrjsɔ tʃ tsfrjdzj tʃ tsdbz uj dbz[w L O tʃ tdtsfrjO.

Y lstsɔ tʃ tsH tʃ OH Oj lstʃ tsH ɔ Otɛ Odbsɔ[ɜ ?

µ Otɛ Odbsɔ[w Philips F1rst Choice tɛOfrʃ tdtsfrjstɛ Odbzj lsfr[w dbΩ ϕ dbzts tstdz, ϕ ə frjstɛɔ[ɜ , µ j dbz ɔ[ɔ[ɜ , ʂ ɔ[tʃ tɛ, ʃ Odbz[ɜ ,
Λ tɛ Odbzu[ɜ , µ j tɛɔ[ɜ Odbz[ɜ , µ tɛj uɔ[ɜ , Λ ɔ[dbzbz dbzɔ[ɜ , R tɛdbz Odbzɔ[ɜ , R lsOdbz[ɜ , ʃ ɔ[Πlsj dbz lsj Ω dbz ʃ ɜ Sfrj dzB bz tɛɔ;
ʃ tsdbΩ Sts, ʅ ɔ[H j tɛdbz Odbzr , ʅ tstɛɔ j ɔ[ɜ , ł tstdstzɛ Odbz[ɜ , Z ə j uɔ[ɜ , Z ə j Ω uOtɛɔ[ɜ , R frʃ Odbz[ɜ ɔ[
µ j dbz[Stsɔ tɛɔ[lsOdbz[ɜ ɔ[lstsdz Sts dbΩ dɜtsdbʃlststɛ , frʃ tdtsj Slsɔ[tdtsɔ Odbzbz j , ɔ[L dtslstsɔ dzj dbzbz j ɔ[/ɔ[dz[
tʃ tɛj H dbΩ L dbΩ uj dbzbz j H dz[w ɔ[frʃ tsdz L tsɔ Odbz[w ə ɜ lsɔ[Π frjstɛOdbΩΠ.

r j Ω frjsɔ ɔ[j Otɛ Odbsɔ[ɔ[dbΩ uɔ[dbΩ j lsfr[w frjs H dbz tʃ tsSbzʃ Sɔ[dɜtsdbʃlststɛO. *µ ls j uj dbzj tʃ tsfrjdzj H bz[ɜ ɔ[Πls tɛj Πdzj ls*
ə frjdbz uOj tsB dbΩ dbz>j dbz[w H j[w j Slstsɔ, tʃ tsH tʃ OH O[ɜ ɔ[Π tʃ tsH bzfrjdbsɔ[w Otɛ Odbsɔ[ɔ[, ə O[h dɜtsdbʃlststɛ B bzH j ls
tsB dɜj dzj dzbΩ dɜtsdbʃlststɛ frjsOSɔ[dɜ[ɜ j ɔ[dz[bzdbz uh j dbzbz dɜ[ΠOtɛOSlsj tɛɔ[frjsɔ[SOdɜ[.

ʃ tsdbʃlststɛ, tʃ tɛj H tsfrjsOɔ dzj dbzbz Ω ə L Odɜj dz tsfrjsOj lsfr[w ə O[h ɔ[dɜ Stsdɜʃ Odbz[w Philips L O ɔ[tɛOj lsdzj ɔ[frʃ tɛOə dbz Ω/
ɔ[frΠtsH dbz Ω dɜtsdbʃlststɛ. H tdtsS H j Ω frjsɔ[w Otɛ Odbsɔ[ɔ[dbΩ dɜtsdbʃlststɛ, tʃ tɛj H tsfrjsOɔ dzj dbzbz Ω ə L Odɜj dz tsfrjsOj lsfr[w
tɛOə dbz dɜ frjdtsSbz H j Ω frjsɔ[w Otɛ Odbsɔ[ɔ[dbΩ ɔ[frΠtsH dbz Ω dɜtsdbʃlststɛ 36 dɜj frj[w uj ə, dbΩ uɔ[dbΩ[w frjs H dbz tʃ tsSbzʃ Sɔ[
ɔ[frΠtsH dbsdts dɜtsdbʃlststɛO.

Y lstsɔ ɔ[frʃ Sdbz uj dbzs?

µ Otɛ Odbsɔ[w Philips F1rst Choice tʃ tɛɔ[dɜj dbz j lsfr[w tʃ tɛɔ[bzfrjdbsɔ ɔ[ɔ[frjsB dbz H j dbz[w uj dzj Ω ɔ[frʃ tsdz L tsɔ Odbz[w
ɔ[L H j dz[w, ɔ[frʃ tsdz L tsɔ Odbz[w ə frjstslsɔ j lsfrjsɔ ɔ[ɔ[frj ɔ[dbzbzstdz Suɔ[w dɜ[tʃ ts ɜ Sfrʃ dbz Olsɔ uɔ[ɔ[ɔ[tʃ tɛɔ[dbΩ dz[uɔ[ɔ[
tʃ tsH dz[dbzbz Sɔ frj uj lsO ɔ[dz[uj Sɔ, ə Sts lststɛ Π bz SOL Odbz H Olsɔ tʃ ts Sbzʃ Sɔ[, tʃ tdtsH Oə j u, dɜtsH j dz ɔ[dbsdɜj tɛ
ɔ[L H j dz[w.

µ Otɛ Odbsɔ[w Philips F1rst Choice dɜtsɜ j lsdzj tɛOfrʃ tdtsfrjstɛ Odbzj lsfr[w dbΩ frjdzj H bz[ɜ ɔ[Π frjdbz uOɔ[:

- r ts Sbzdɜj dbs Sɔ[Sɔ[dɜ-dz[B ts tsB tɛOL tsdɜ ɔ[L dɜj dzj dbz ɔ[dz[dzj tɛOL B tstɛuɔ[ə[r .
- ʃ tsH j dz ɔ[dz[dbsdɜj tɛ ɔ[L H j dz[w ɔ[L dɜj dzj dbz , bzH Odzj dbz , frjsj tdts ɔ[dz[dzj tɛOL B tstɛuɔ[ə[r .
- [j dɜtsdbs, dɜtsH ɔ[w ɔ[Sɔ[uɔ[w ɔ[dz[ɔ[L dɜj dzj dbzj ɔ[L H j dz[w tʃ tdtsɔ[L ə j H j dbz dzj bzʃ tsdzbsdɜtsuj dbzbz dɜ[dbΩ
lstsfrj tɛə ɔ[frjdbz dɜ[tstɛOdbz[L O uɔ[w dɜ[ɔ[dz[dz[uOdɜ[.
- ł tsə tɛj > H j dbz[j ə tsL dbz Sɔ[dbs tʃ ts tʃ tɛɔ[uɔ[dzj O ə O tɛɔ[ɔ[, ə Sɔ[dz uOw, dbs dzj tstɛOdbz[uɔ[ə O[w frj , dɜtsdbz[j Ω,
ə tsH ts Ω ɔ[dz[tsɔdzj dɜ dzj tʃ tɛOə ɔ[dz dbz dɜ ɔ[frʃ tsdz L tsɔ Odbz[j dɜ ɔ[dz[dzj B tɛj > dbsfrjs[ɜ .
- ł tdtsB dzj dɜ tʃ tɛɔ[j dɜO tsB bzfrjdbsɔ dzj dbz Sɔ[uj frjsɔ tsdɜ frj[ɔ[dbΩ dz[ɔ[ɔ[dz[ə dzj h dbz[dɜ[Sɔ B j dz dbz dɜ[ɔ[dz[

Ɔdksjdzdz dɜ[fnj[fnjsjdɜɔdɜ[.

- ɾ jw jʔls əts.dzʔdz[tjts tjtɔ[ʊ[dzj dzjtjtɔəɔ[dz dksʔ ɿʔfnjdzɔlsɔʊ[ɔ[ɔ[dz[ɔ[fnjtsdz.ltsəɔdzʔw dɜtsdzʔlststɔ.
- ʅ jtsəʔtsɿɔ[dɜts ɔ[.ldzjdzjdzʔj ɔ[dz[tjjtɔjɿjdzʔɔ[.ɿjdz[w ə fnjstslsəjlsfnjsəɔ[ɔ[fnɔdzjfnjsdz dɜ[ɔ[dz[tɔjɔ[tsdzʔdz dz dɜ[lsjəʔdzʔʊjfnʔɔ[dɜ[fnjsɔdzʔɔtdsɔdɜ[, tjtɔ[dɜjdzʔʁ ʰ ɔ[dɜ[fnj ə fnjstɔɔdzʔəʔ, ɿdz ʔtslststɔ ʔ dɜtsdzʔlststɔfnjjʊ[ɔdz dz dɜ[fnjtɔtsjʔlsɔ[tɔtsəɔdzʔdzj dzj tjtɔtsɔ[.ləjɿjdzʔdzj dzj tsɿtsətɔjdzʔɔ[/ɔ[dz[dzj tjtɔjɿdzʔdzʔdzʔʊjdzʔ1 tsɿ lstsɔdzʔz əfnjɔɿɔ tjtɔtsəjtɔw?lsjj, dɜtsɿ dksʔ dz[ɔ[fnjtsdz.ltsəɔlsɿ dɜtsdzʔlststɔə ʔɔɿɿtsʔ ʔtsdzʔtɔjlsdksʔ fnjstɔɔdzj.

- ʃ ɿtɔɔlsɔ[lsjj ədzʔɔ[dɜɔdzʔɔ[j, ʊ[stsdzʔɔ[.ɿjdz[w, dzj fnjtɔtsjʔlsɔ[tɔtsəɔdzʔdzʔj, dzj tjtɔtsɔ[.ləjɿjdzʔdzʔj, dzj tsɿtsətɔjdzʔdzʔj ɔ[/ɔ[dz[dzj tjtɔjɿdzʔdzʔʊjdzʔdzʔj ɿdzʔ ɔ[fnjtsdz.ltsəɔdzʔ[w ə fnjstɔɔdzʔəʔ Philips F1rst Choice, ɔɔtɔɔdksɔ[w Philips F1rst Choice dzj tɔɔfnjtɔtsfnjstɔɔdzʔjlsfnjw. ʃ ɿlsɔ[ʔ fnjdzʔʊɔw ʔ tjtɔɔ[dɜjdzʔʁ lsfnjw lzfnjdksəɔ[w əfnjɔdɜ[tɔdksʔ ɔɔtɔɔdksɔ[ʔtsdɜtjɔdzʔ[Philips.

1 tɔtsfnjstsʰ jdzʔdzʔlsjj

ʃ fnjdzʔʊjj ʔɔʔɔ[ʔ-dz[ɿtsʔ tjtɔtsɿdzjdɜ fnjsəjlszjdɜʃ ɔdɜədzʔ[dɜɔlsjdz dksʔ tjtɔtsʊ[lsɔlsɿ ɔ[dksjstdzʔʊ[ʁ tjts ɿʔfnjɔdzʔɔlsɔʊ[ɔ[ɔ[dz[tjtsfnjjlsɔ[lsɿ əjɿɿ-fnjɔʔlswww.philips.com/support ɿdzʔ tjtsdzʔʊjdzʔ[w ɿtsjtsdzʔdzʔlsjdz dksʔ tjtsɿɿjtɔɿʔɔ[.

1 tɔtsfnjststjtsl ətsdzʔlsjj

ɾ dzʔ lstsɔtsʊjstsɿʁ ɔ[lɿjjɿɔlsɿ dzjɿjjdzʔlsjdz dzʔ ʔ dzjlzɿtsɿfnjsə, fnjsəjlszjdɜʃ ɔdɜtjjtɔjɿ tsɿtɔʰ jdzʔjjdɜə "fnjjtɔətsʊ[dzʔ ʔ fnjstsdzʔ ʔtsdɜtjɔdzʔ[Philips ədzʔ[dɜɔlsjdz dksʔ tjtɔtsʊ[lsɔlsɿ ɔ[dksjstdzʔʊ[ʁ tjts ɿʔfnjɔdzʔɔlsɔʊ[ɔ[ɔ[dz[tjtsfnjjlsɔ[lsɿ əjɿɿ-fnjɔʔlswww.philips.com/support.

ɾ dzʔ lstsɔtsʊjstsɿʁ ɿʁ fnjstɔtsɿtɔɔ.tɔjʰ ɔ[lsɿ tjtɔtsɿdzjdɜz, tjjtɔjɿ tsɿtɔʰ jdzʔjjdɜʔ "fnjjtɔətsʊ[dksdɜz fnjstsdz" ʔtsdɜtjɔdzʔ[Philips tjtsɿɔtslstsəʃ lsjj fnjdzjɿlzʁ ʰ ɔ[jj fnjəjɿjdzʔ[w:

- ʅ tsdɜjtɔlsɔ[tjɔPhilips
- ʊjtɔ[ʔdzʔ ʔ dksdɜjtɔPhilips
- ɾ ɔlsɔtjtsʔlztjʔɔ[(dɜts ɿjjlstjtslstɔjɿtsəɔlsɿ fnjw ʔtstjɔ[w tjdzʔlsjjɿdzʔ ʔ ɿtsʔlzdɜjdksəə)
- ʊtɔjɿɿɔtsdɜtjʃʁ lsjjtɔɔ, tjtɔtsʊjjfnjfnjstɔ:
  - 286/386/486/Pentium Pro/ʃ tjjtɔɔlsɔ[ədzʔʊw tjɔdɜwlsɿ
  - ʃ tjjtɔɔʊ[ɔ[tsdzʔʔʊw fnj[fnjsjdɜɔ(Windows, DOS, OS/2, MAC)
  - ʌ ɔʔfnj/ʃ tsɿjjdɜʁ dksjjtɔdjjls-ɿtɔtslzʅjjtɔ?
- ɾ tɔlzɔɔ[jj lzfnjsɔdksəɔdzjdzʔdzʔj ʔɔtɔlsɿ

ʅ ɔdz[ʊ[jj fnjdzjɿlzʁ ʰ ɔ[ʔ fnjəjɿjdzʔ[? lsɔʔɔʔɿjj tjtsɔdɜts ɿjjlslzfnjʔtstɔ[lsɿ tjtɔtsʊjjfnjfnj

- 1 tsɿlsəjjtɔɿjɿjdzʔ[jj tjtsʔlztjʔɔ[, ə ʔtslstsɔtsɔdɜlzʔɔʅɔdzʔ : ɿɔlsɔtjtsʔlztjʔɔ[, tjtɔtsɿɔəjjʊ, dɜtsɿjjdz ɔ[fnjjtɔɔ[ʔdzʔ ʔ dksɔdɜjtɔɔ[.ɿjdz[w.
- 1 tsɔdzʔ ʔ ɔɿtɔjfnj tjtsʔtslstsɔtsɔdɜz dzjtsəʔtsɿɔ[dɜts.ɿɔətɔɔlsɿ dzjɔ[fnjjtɔəɔdzʔ ʔ dɜtsdzʔlststɔ, ɔ[dzʔʔtslstsɔ ʔ dzjtsəʔtsɿɔ[dɜts tjtsfnjsəɔ[lsɿ dksəʔ ʔ.

"ʊtjtɔətsʊ[dzʔjj fnjstsdz" tjtsʔlztjʔɔlsjdzj ʔ tjtɔtsɿlzʔʊ[ɔ[ʔtsdɜtjɔdzʔ[Philips tɔɔfnjjtsdksɿjjdzʔ tjtsəfnjjdɜz dɜ[tɔdz.z jjdzʔdzʔlsjj fnjfnj dzʔlz ɿdzʔ ɿtsfnjsztjɔʔ ʔtsdksɔʔlsdksʔ ɔ[dzʔ tstɔdɜʊ[ɔ[F1rst Choice.

ʔ dzʔdɜlsɔʔɿjj dɜtsɿdksʔ tsəɔlsɿ fnjw ʊjjtɔjɿ:

ʃ jɿ-fnjɔʔlsɿ *http://www.philips.com/support*

Jak obsługiwać odtwarzacz dysków CD Jak tworzyć własne ścieżki

Wprowadzenie

Witamy w instrukcji obsługi odtwarzacza dysków CD firmy Philips. Gratulujemy zakupu i zachęcamy do korzystania z firmowej pomocy Philips, aby w pełni korzystać z oferowanej przez firmę Philips pomocy. Przeczytaj uważnie poniższe informacje, zanim zaczniesz korzystać z urządzenia. Zawierają one ważne informacje dotyczące bezpieczeństwa, instalacji i eksploatacji urządzenia. Philips oferuje odtwarzacze dysków CD o wielu funkcjach, które zostały starannie przetestowane i zaprojektowane z myślą o zapewnieniu wysokiej jakości dźwięku. Wszystkie funkcje są opisane w niniejszej instrukcji. Dodatkowo na stronie internetowej firmy Philips można znaleźć najnowsze informacje dotyczące produktu, szczegółowe wyjaśnienia, odpowiedzi na najczęściej zadawane pytania oraz oprogramowanie do odtwarzacza.

Wskazówki dotyczące bezpieczeństwa

Zanim podłączysz odtwarzacz Philips do gniazdka sieciowego, upewnij się, że napięcie zasilania jest takie samo jak napięcie widniejące na tabliczce znamionowej umieszczonej na spodzie urządzenia. Jeśli napięcie jest inne, skontaktuj się z dealerem lub firmą Philips. Nie wolno zdejmować obudowy urządzenia. Wewnątrz urządzenia nie ma części, które mogłyby być naprawiane przez użytkownika. Nie wolno dotykać soczewki ani ruchomych części wewnątrz urządzenia. Nie wolno wkładać do urządzenia przedmiotów innych niż płyty CD. Nie wolno wylewać na urządzenie cieczy. Nie wolno umieszczać na urządzeniu przedmiotów mogących powodować zwarcia (np. spinaczy, pierścionków). Nie wolno umieszczać na urządzeniu ciężkich przedmiotów. Nie wolno umieszczać na urządzeniu otwartego ognia (np. zapalonych świec). Nie wolno narażać urządzenia na działanie ciepła, bezpośredniego światła słonecznego, wilgoci, kurzu i wibracji. Nie wolno umieszczać urządzenia w pobliżu źródeł ciepła (np. grzejników, kuchenek). Nie wolno umieszczać na urządzeniu naczyń z wodą (np. wazonów). Nie wolno umieszczać na urządzeniu ani w pobliżu urządzenia innych urządzeń elektrycznych. Nie wolno umieszczać urządzenia w pobliżu urządzeń emitujących promieniowanie elektromagnetyczne. Nie wolno umieszczać urządzenia w pobliżu urządzeń wrażliwych na promieniowanie elektromagnetyczne. Nie wolno umieszczać urządzenia w pobliżu urządzeń wrażliwych na wibracje. Nie wolno umieszczać urządzenia w pobliżu urządzeń wrażliwych na światło. Nie wolno umieszczać urządzenia w pobliżu urządzeń wrażliwych na ciepło. Nie wolno umieszczać urządzenia w pobliżu urządzeń wrażliwych na wilgoć. Nie wolno umieszczać urządzenia w pobliżu urządzeń wrażliwych na kurz

উত্তর দিতে সমস্যা হলে কী করবেন

আপনার ফোনের সাথে প্রদত্ত মুদ্রিত ব্যবহারকারী ম্যানুয়ালটি পড়ুন। সমস্যা সমাধান বিভাগটি দেখুন বা www.philips.com/support এ আমাদের ওয়েব সাইট দেখুন। আপনার সমস্যা সমাধান না হলে, আপনার ডিলারের সাথে যোগাযোগ করুন।

উত্তর দিতে সমস্যা হলে কী করবেন

যদি আপনার কলটি ভয়েস মেইলে স্থানান্তরিত হয়, অথবা আপনার ফোন বাজতে থাকে কিন্তু আপনি উত্তর দিতে না পারেন, তাহলে আপনার নেটওয়ার্ক পরিষেবা প্রদানকারীর সাথে যোগাযোগ করুন।

আপনার ফোনের সাথে প্রদত্ত মুদ্রিত ব্যবহারকারী ম্যানুয়ালে Philips কর্তৃক সরবরাহকৃত তথ্য, যা আপনার ফোন ব্যবহার করতে সাহায্য করবে, তা দেখুন। আপনার সমস্যা সমাধান না হলে, আপনার ডিলারের সাথে যোগাযোগ করুন। Philips কর্তৃক সরবরাহকৃত ওয়েব সাইটে যান। আপনার দেশ বা অঞ্চল নির্বাচন করুন এবং আপনার ফোনের মডেল নির্বাচন করুন। Philips-Philips Service Consumer Information Centers.

আপনার ওয়েব-সাইটে যান: *http://www.philips.com/support*

[illegible]

[illegible]

[illegible] Philips, [illegible]

[illegible] Philips [illegible] 12 [illegible] Philips [illegible]

[illegible] Philips [illegible]

[illegible] Philips [illegible]

[illegible] Philips [illegible]

[illegible] Philips [illegible]

[illegible] Philips [illegible]

[illegible] Philips [illegible]

[illegible] Philips [illegible]

[illegible]

[illegible]

[

http://www.philips.com

৷ ৩৷৷৩৷৷৷৷৷ Philips F1rst Choice(৷৩৷৷৷৷৷৷৷ ৷)

৷ ৷ ৷

[illegible]

[illegible]

[illegible]

[illegible]

- [illegible]
- [illegible]
- [illegible] Philips Consumer Electronics.
- [illegible]
- [illegible]
- [illegible]
- [illegible]

[illegible]

[illegible] Philips Consumer Electronics. [illegible] Philips Consumer Electronics [illegible] Philips [illegible] (Ñtslsw [illegible]).

[illegible]

ใช้งานเครื่องกรองน้ำ Philips ได้ง่ายๆ ด้วยการติดต่อฝ่ายบริการลูกค้าของเรา (877) 835-1838 (ในช่วงเวลาทำการ ปกติ) หรือ (919) 573-7855 .

ใช้งานเครื่องกรองน้ำ Philips ได้ง่ายๆ ด้วยการติดต่อฝ่ายบริการลูกค้าของเรา ...

ใช้งานเครื่องกรองน้ำ Philips ได้ง่ายๆ ด้วยการติดต่อฝ่ายบริการลูกค้าของเรา ในช่วงเวลาทำการ ปกติ ของวันจันทร์ ถึงวันศุกร์ ในช่วงเวลาดังกล่าว ท่านจะได้รับการบริการจากพนักงานที่มีความรู้ความชำนาญเกี่ยวกับผลิตภัณฑ์ของเรา ที่พร้อมให้คำปรึกษาและช่วยแก้ไขปัญหาต่างๆ ที่อาจเกิดขึ้นกับเครื่องกรองน้ำของท่านได้อย่างรวดเร็วและมีประสิทธิภาพ.

ติดต่อฝ่ายบริการลูกค้าของเรา (877) 835-1838 (ในช่วงเวลาทำการ ปกติ) หรือ (919) 573-7855

ใช้งานเครื่องกรองน้ำ Philips ได้ง่ายๆ ด้วยการติดต่อฝ่ายบริการลูกค้าของเรา ในช่วงเวลาทำการ ปกติ ของวันจันทร์ ถึงวันศุกร์ ในช่วงเวลาดังกล่าว ท่านจะได้รับการบริการจากพนักงานที่มีความรู้ความชำนาญเกี่ยวกับผลิตภัณฑ์ของเรา ที่พร้อมให้คำปรึกษาและช่วยแก้ไขปัญหาต่างๆ ที่อาจเกิดขึ้นกับเครื่องกรองน้ำของท่านได้อย่างรวดเร็วและมีประสิทธิภาพ Philips:

ฝ่ายบริการลูกค้าของเรา Philips

(877) 835-1838 หรือ (919) 573-7855

*(ในช่วงเวลาทำการ ปกติ, อาจมีการปรับเปลี่ยนตามวันหยุดนักขัตฤกษ์ ที่ทางบริษัทกำหนด, อาจต้องรอคิวสายสักครู่ ในช่วงเวลาดังกล่าว ท่านจะได้รับการบริการจากพนักงานที่มีความรู้ความชำนาญเกี่ยวกับผลิตภัณฑ์ของเรา ที่พร้อมให้คำปรึกษาและช่วยแก้ไขปัญหาต่างๆ ที่อาจเกิดขึ้นกับเครื่องกรองน้ำของท่านได้อย่างรวดเร็วและมีประสิทธิภาพ

[illegible] ... [illegible].

[illegible] _____

[illegible] _____

*[illegible] Philips [illegible] tsb [illegible] tsb [illegible] tsb

ξ'υ ϑ ϑcεϑϑϑcα ϑϑϑ

ętsdłsOCłsdłs? q[dłł tstadłOuq[q[F1rst Choice

ułstaOdłł	ł tsdłjitcłsłjidłjłł tsdłł	ułOtaq[ł
Austria	0820 901115	ú 0.20
Belgium	070 253 010	ú 0.17
Cyprus	800 92256	ł jfrłłdłOłsdłłs
Denmark	3525 8761	ułOtaq[ł dłjfrłsdłł ąr łtsotso
Finland	09 2290 1908	ułOtaq[ł dłjfrłsdłł ąr łtsotso
France	08 9165 0006	ú 0.23
Germany	0180 5 007 532	ú 0.12
Greece	00800 3122 1223	ułOtaq[ł dłjfrłsdłł ąr łtsotso
Ireland	01 601 1161	ułOtaq[ł dłjfrłsdłł ąr łtsotso
Italy	199 404 042	ú 0.25
Luxembourg	26 84 30 00	ułOtaq[ł dłjfrłsdłł ąr łtsotso
The Netherlands	0900 0400 063	ú 0.20
Norway	2270 8250	ułOtaq[ł dłjfrłsdłł ąr łtsotso
Portugal	2 1359 1440	ułOtaq[ł dłjfrłsdłł ąr łtsotso
Spain	902 888 785	ú 0.15
Sweden	08 632 0016	ułOtaq[ł dłjfrłsdłł ąr łtsotso
Switzerland	02 2310 2116	ułOtaq[ł dłjfrłsdłł ąr łtsotso
United Kingdom	0207 949 0069	ułOtaq[ł dłjfrłsdłł ąr łtsotso

Consumer Information Centers

Antilles • Argentina • Australia • Bangladesh • Brasil • Canada • Chile • China • Colombia • Belarus • Bulgaria • Croatia • Czech Republic • Estonia • Dubai • Hong Kong • Hungary • India • Indonesia • Korea • Latvia • Lithuania • Malaysia • Mexico • Morocco • New Zealand • Pakistan • Paraguay • Peru • Philippines • Poland • Romania • Russia • Serbia & Montenegro • Singapore • Slovakia • Slovenia • South Africa • Taiwan • Thailand • Turkey • Ukraine • Uruguay • Venezuela

Eastern Europe

BELARUS

Technical Center of JV IBA
M. Bogdanovich str. 155
BY - 220040 Minsk
Tel: +375 17 217 33 86

BULGARIA

LAN Service
140, Mimi Balkanska Str.
Office center Translog
1540 Sofia, Bulgaria
Tel: +359 2 960 2360
www.lan-service.bg

CZECH REPUBLIC

Xpectrum
Lužn§ 591/4
CZ - 160 00 Praha 6 Tel: 800 100 697
Email:info@xpectrum.cz
www.xpectrum.cz

CROATIA

Renoprom d.o.o.
Mlinska 5, Strmec
HR - 41430 Samobor
Tel: +385 1 333 0974

ESTONIA

FUJITSU SERVICES OU
Akadeemia tee 21G
EE-12618 Tallinn
Tel: +372 6519900
www.ee.invia.fujitsu.com

HUNGARY

Serware Szerviz
Vizimoln§r u. 2-4
HU - 1031 Budapest
Tel: +36 1 2426331
Email: inbox@serware.hu
www.serware.hu

LATVIA

ServiceNet LV
Jelgavas iela 36
LV - 1055 Riga,
Tel: +371 7460399
Email: serviss@servicenet.lv

LITHUANIA

ServiceNet LT
Gaiziunu G. 3
LT - 3009 KAUNAS
Tel: +370 7400088
Email: servisas@servicenet.lt
www.servicenet.lt

ROMANIA

Blue Ridge Int'l Computers SRL
115, Mihai Eminescu St., Sector 2
RO - 020074 Bucharest
Tel: +40 21 2101969

SERBIA & MONTENEGRO

Tehnicom Service d.o.o.
Bulevar Vojvode Misica 37B
YU - 11000 Belgrade
Tel: +381 11 3060 886

SLOVAKIA

Datalan Servisne Stredisko
Puchovska 8
SK - 831 06 Bratislava
Tel: +421 2 49207155
Email: servis@datalan.sk

SLOVENIA

PC HAND
Brezovce 10
SI - 1236 Trzin
Tel: +386 1 530 08 24
Email: servis@pchand.si

POLAND

Zolter
ul.Zytnia 1
PL - 05-500 Piaseczno
Tel: +48 22 7501766
Email: servmonitor@zolter.com.pl
www.zolter.com.pl

RUSSIA

Tel: +7 095 961-1111
Tel: 8-800-200-0880
Website: www.philips.ru

TURKEY

T¿rk Philips Ticaret A.S.
Yukari Dudullu Org.San.Bolgesi
2.Cadde No:22
34776-Umraniye/Istanbul
Tel: (0800)-261 33 02

UKRAINE

Comel
Shevchenko street 32
UA - 49030 Dnepropetrovsk
Tel: +380 562320045
www.csp-comel.com

Latin America

ANTILLES

Philips Antillana N.V.
Kaminda A.J.E. Kusters 4
Zeelandia, P.O. box 3523-3051
Willemstad, Curacao
Phone: (09)-4612799
Fax : (09)-4612772

ARGENTINA

Philips Antillana N.V.
Vedia 3892 Capital Federal
CP: 1430 Buenos Aires
Phone/Fax: (011)-4544 2047

BRASIL

Philips da Amaz¹ nia Ind. Elet. Ltda.
Rua Verbo Divino, 1400-S«o Paulo-SP
CEP-04719-002
Phones: 11 21210203 -S«o Paulo & 0800-701-0203-Other Regions without S«o Paulo City

CHILE

Philips Chilena S.A.
Avenida Santa Maria 0760
P.O. box 2687Santiago de Chile
Phone: (02)-730 2000
Fax : (02)-777 6730

COLOMBIA

Industrias Philips de Colombia
S.A.-Division de Servicio
CARRERA 15 Nr. 104-33
Bogota, Colombia
Phone:(01)-8000 111001 (toll free)
Fax : (01)-619-4300/619-4104

MEXICO

Consumer Information Centre
Norte 45 No.669
Col. Industrial Vallejo
C.P.02300, -Mexico, D.F.
Phone: (05)-3687788 / 9180050462
Fax : (05)-7284272

PARAGUAY

Av. Rca. Argentina 1780 c/Alfredo Seiferheld
P.O. Box 605
Phone: (595 21) 664 333
Fax: (595 21) 664 336
Customer Desk:
Phone: 009 800 54 1 0004

PERU

Philips Peruana S.A.
Customer Desk
Comandante Espinar 719
Casilla 1841
Limab18
Phone: (01)-2136200
Fax : (01)-2136276

URUGUAY

Rambla O'Higgins 5303 Montevideo
Uruguay
Phone: (598) 619 66 66
Fax: (598) 619 77 77
Customer Desk:
Phone: 0004054176

VENEZUELA

Industrias Venezolanas Philips S.A.
Apartado Postal 1167
Caracas 1010-A
Phone: (02) 2377575
Fax : (02) 2376420

Canada

CANADA

Philips Electronics Ltd.
281 Hillmount Road
Markham, Ontario L6C 2S3
Phone: (800) 479-6696

Pacific

AUSTRALIA

Philips Consumer Electronics
Consumer Care Center
Level 1, 65 Epping Rd
North Ryde NSW 2113
Phone: 1300 363 391
Fax : +61 2 9947 0063

NEW ZEALAND

Philips New Zealand Ltd.
Consumer Help Desk
2 Wagener Place, Mt.Albert
P.O. box 1041
Auckland
Phone: 0800 477 999 (toll free)
Fax : 0800 288 588

Asia

BANGLADESH

Philips Service Centre
100 Kazi Nazrul Islam
Avenue Kawran Bazar C/A
Dhaka-1215
Phone: (02)-812909
Fax : (02)-813062

CHINA

SHANGHAI
Rm 1007, Hongyun Building, No. 501 Wuning road,
200063 Shanghai P.R. China
Phone: 4008 800 008
Fax: 21-52710058

HONG KONG

Philips Electronics Hong Kong Limited
Consumer Service
Unit A, 10/F. Park Sun Building
103-107 Wo Yi Hop Road
Kwai Chung, N.T.
Hong Kong
Phone: (852)26199663
Fax: (852)24815847

INDIA

Phone: 91-20-712 2048 ext: 2765
Fax: 91-20-712 1558

BOMBAY
Philips India
Customer Relation Centre
Bandbox House
254-D Dr. A Besant Road, Worli
Bombay 400 025

CALCUTTA
Customer Relation Centre
7 justice Chandra Madhab Road
Calcutta 700 020

MADRAS
Customer Relation Centre
3, Haddows Road
Madras 600 006

NEW DELHI
Customer Relation Centre
68, Shivaji Marg
New Dehli 110 015

INDONESIA

Philips Group of Companies in Indonesia
Consumer Information Centre
Jl.Buncit Raya Kav. 99-100
12510 Jakarta
Phone: (021)-7940040 ext: 2100
Fax : (021)-794 7511 / 794 7539

KOREA

Philips Korea Ltd.
Philips House
C.P.O. box 3680
260-199, Itaewon-Dong.
Yongsan-Ku, Seoul 140-202
Phone: 080 600 6600 (toll free)
Fax : (02) 709 1210

MALAYSIA

After Market Solutions Sdn Bhd,
Philips Authorised Service Center,
Lot 6, Jalan 225, Section 51A,
46100 Petaling Jaya,
Selangor Darul Ehsan,
Malaysia.
Phone: (603)-7954 9691/7956 3695
Fax: (603)-7954 8504
Customer Careline: 1800-880-180

PAKISTAN

Philips Consumer Service
Mubarak manzil,
39, Garden Road, Saddar,
Karachi-74400
Tel: (9221) 2737411-16
Fax: (9221) 2721167
E-mail: care@philips.com
Website: www.philips.com.pk

PHILIPPINES

PHILIPS ELECTRONICS & LIGHTING, INC.
Consumer Electronics
48F PBCOM tower
6795 Ayala Avenue cor VA Rufino St.
Salcedo Village
1227 Makati City, PHILS
Phone: (02)-888 0572, Domestic Toll Free: 1-800-10-PHILIPS or 1-800-10-744 5477
Fax: (02)-888 0571

SINGAPORE

Accord Customer Care Solutions Ltd
Authorized Philips Service Center
Consumer Service
620A Lorong 1 Toa Rayoh
Singapore 319762
Tel: +65 6882 3999
Fax: +65 6250 8037

TAIWAN

Philips Taiwan Ltd.
Consumer Information Centre
13F, No. 3-1 Yuan Qu St., Nan Gang Dist.,
Taipei 115, Taiwan
Phone: 0800-231-099
Fax : (02)-3789-2641

THAILAND

Philips Electronics (Thailand) Ltd.
26-28th floor, Thai Summit Tower
1768 New Petchburi Road
Khwaeng Bangkapi, Khet Huaykhwang
Bangkok10320 Thailand
Tel: (66)2-6528652
E-mail: cic Thai@philips.com

Africa

MOROCCO

Philips Electronique Maroc
304,BD Mohamed V
Casablanca
Phone: (02)-302992
Fax : (02)-303446

SOUTH AFRICA

PHILIPS SA (PTY) LTD
Customer Care Center
195 Main Road
Martindale, Johannesburg
P.O. box 58088
Newville 2114
Telephone: +27 (0) 11 471 5194
Fax: +27 (0) 11 471 5123
E-mail: phonecare.za@philips.com

Middle East

DUBAI

Philips Middle East B.V.
Consumer Information Centre
P.O.Box 7785
DUBAI
Phone: (04)-335 3666
Fax : (04)-335 3999