PHILIPS

Philips LCD Monitor Electronic User's Manual

LCD Monitor

220SW8

ᴜ ᴄᴏᴍᴍᴏɴᴡᴇᴀʟᴛʜ ᴄᴀᴜsᴇs
ᴏᴡɴᴇʀsʜɪᴘ ᴏᴘᴛɪᴏɴs
ᴜsᴇ ᴏᴡɴᴇʀsʜɪᴘ ᴏᴘᴛɪᴏɴs
ᴛᴏ ᴍᴀɴᴀɢᴇ ᴀ ᴄᴏᴍᴍᴏɴᴡᴇᴀʟᴛʜ ᴄᴀᴜsᴇ
ᴛᴏ ᴜᴘᴅᴀᴛᴇ ᴀ ᴄᴏᴍᴍᴏɴᴡᴇᴀʟᴛʜ ᴄᴀᴜsᴇ
ᴛᴏ ᴜsᴇ ᴛʜᴇ ᴄᴏᴍᴍᴏɴᴡᴇᴀʟᴛʜ ᴄᴀᴜsᴇ
ᴡᴇʙsɪᴛᴇ
ᴀᴄᴄᴏᴜɴᴛ ᴍᴀɴᴀɢᴇᴍᴇɴᴛ
ᴀᴄᴄᴏᴜɴᴛ ᴍᴀɴᴀɢᴇᴍᴇɴᴛ ᴜsᴇʀ ᴍᴏᴅᴇʟs
ᴀᴄᴄᴏᴜɴᴛ ᴍᴀɴᴀɢᴇᴍᴇɴᴛ ᴜsᴇʀ ᴍᴏᴅᴇʟs

ʜᴏᴡ ᴛᴏ ᴜsᴇ ᴛʜᴇ ᴄᴏᴍᴍᴏɴᴡᴇᴀʟᴛʜ ᴄᴀᴜsᴇ ᴡᴇʙsɪᴛᴇ ᴛᴏ ᴍᴀɴᴀɢᴇ ᴀᴄᴄᴏᴜɴᴛs?

ᴜsᴇᴏᴍᴍᴏɴᴡᴇᴀʟᴛʜ ᴄᴀᴜsᴇ ᴡᴇʙsɪᴛᴇ ᴛᴏ ᴍᴀɴᴀɢᴇ ᴀᴄᴄᴏᴜɴᴛs

ᴜᴘᴅᴀᴛᴇ: ʀᴇᴍᴏᴠᴇᴅ ᴏᴘᴛɪᴏɴs ᴏᴠᴇʀ ᴛᴡᴏ ᴍᴏɴᴛʜs ᴏʟᴅ, sᴏᴍᴇ ᴏᴘᴛɪᴏɴs ᴍᴀʏ ɴᴏᴛ ᴀᴘᴘᴇᴀʀ ᴏʀ ᴍᴀʏ ʜᴀᴠᴇ ᴄʜᴀɴɢᴇᴅ. ᴛʜᴇ ᴄᴏᴍᴍᴏɴᴡᴇᴀʟᴛʜ ᴡᴇʙsɪᴛᴇ ᴍᴀʏ ᴀʟsᴏ ʜᴀᴠᴇ ʙᴇᴇɴ ᴜᴘᴅᴀᴛᴇᴅ ᴏʀ ʀᴇᴅᴇsɪɢɴᴇᴅ ᴀᴛ ᴀɴʏ ᴛɪᴍᴇ.

ᴛᴏ sᴜᴍᴍᴏɴ ᴜᴘ ᴛʜᴇ ᴄᴏᴍᴍᴏɴᴡᴇᴀʟᴛʜ ᴄᴀᴜsᴇ ᴡᴇʙsɪᴛᴇ ᴀᴄᴄᴏᴜɴᴛ ᴍᴀɴᴀɢᴇᴍᴇɴᴛ ᴜsᴇʀ ᴍᴏᴅᴇʟs ᴀᴠᴀɪʟᴀʙʟᴇ ᴛᴏ ᴛʜᴇ ᴄᴏᴍᴍᴏɴᴡᴇᴀʟᴛʜ ᴄᴀᴜsᴇ ᴡᴇʙsɪᴛᴇ, ᴏɴᴇ sʜᴏᴜʟᴅ ᴜsᴜᴀʟʟʏ ᴜsᴇ ᴛʜᴇ ᴍᴏsᴛ ʀᴇᴄᴇɴᴛ ᴍᴏᴅᴇʟ ᴀᴠᴀɪʟᴀʙʟᴇ. ᴛʜᴇ ᴍᴏsᴛ ʀᴇᴄᴇɴᴛ ᴍᴏᴅᴇʟs ᴀʟsᴏ ᴏᴘᴇʀᴀᴛᴇ ᴏɴ ᴛʜᴇ ʟᴀʀɢᴇsᴛ ɴᴜᴍʙᴇʀ ᴏғ ᴄᴏᴜɴᴛʀɪᴇs.

ᴜsᴇʀ ᴍᴏᴅᴇʟs:

- ᴛᴏ ᴜᴘᴅᴀᴛᴇ ᴛʜᴇ ᴍᴏsᴛ ʀᴇᴄᴇɴᴛ ᴍᴏᴅᴇʟ ᴀᴠᴀɪʟᴀʙʟᴇ ᴛᴏ ᴛʜᴇ ᴜsᴇʀ, ᴛʜᴇ ᴜsᴇʀ sʜᴏᴜʟᴅ ᴜᴘᴅᴀᴛᴇ ᴛʜᴇ ᴄᴏᴍᴍᴏɴᴡᴇᴀʟᴛʜ ᴄᴀᴜsᴇ ᴡᴇʙsɪᴛᴇ ᴡɪᴛʜ ᴛʜᴇ ᴍᴏsᴛ ʀᴇᴄᴇɴᴛ ᴍᴏᴅᴇʟ ᴀᴠᴀɪʟᴀʙʟᴇ. ᴛʜᴇ ᴜsᴇʀ ᴍᴜsᴛ ʟᴏɢ ᴏɴ ᴛᴏ ᴛʜᴇ ᴡᴇʙsɪᴛᴇ ᴛᴏ ᴜᴘᴅᴀᴛᴇ ᴛʜᴇ ᴍᴏᴅᴇʟ. ᴛʜᴇ ᴜsᴇʀ sʜᴏᴜʟᴅ ᴜsᴜᴀʟʟʏ ʜᴀᴠᴇ ᴀ ᴄᴏᴍᴍᴏɴᴡᴇᴀʟᴛʜ ᴀᴄᴄᴏᴜɴᴛ ᴛᴏ ᴜsᴇ ᴛʜᴇ ᴡᴇʙsɪᴛᴇ.
- ᴛᴏ ᴜᴘᴅᴀᴛᴇ ᴛʜᴇ ᴍᴏsᴛ ʀᴇᴄᴇɴᴛ ᴍᴏᴅᴇʟ ᴀᴠᴀɪʟᴀʙʟᴇ ᴛᴏ ᴛʜᴇ ᴜsᴇʀ, ᴏɴᴇ ᴍᴜsᴛ ʟᴏɢ ᴏɴ ᴛᴏ ᴛʜᴇ ᴡᴇʙsɪᴛᴇ ᴡɪᴛʜ ᴛʜᴇ ᴜsᴇʀ's ᴜsᴇʀɴᴀᴍᴇ ᴀɴᴅ ᴘᴀssᴡᴏʀᴅ. ᴏɴᴄᴇ ᴛʜᴇ ᴜsᴇʀ ʜᴀs ʟᴏɢɢᴇᴅ ᴏɴ, ᴛʜᴇʏ sʜᴏᴜʟᴅ ᴄʟɪᴄᴋ ᴏɴ ᴛʜᴇ "ᴍᴏᴅᴇʟs" ʟɪɴᴋ ᴏɴ ᴛʜᴇ ʟᴇғᴛ ᴏғ ᴛʜᴇ sᴄʀᴇᴇɴ. ᴛʜᴇ ᴜsᴇʀ sʜᴏᴜʟᴅ ᴛʜᴇɴ sᴇʟᴇᴄᴛ ᴛʜᴇ ᴍᴏsᴛ ʀᴇᴄᴇɴᴛ ᴍᴏᴅᴇʟ ᴀᴠᴀɪʟᴀʙʟᴇ ᴀɴᴅ ᴄʟɪᴄᴋ ᴏɴ "ᴜᴘᴅᴀᴛᴇ ᴍᴏᴅᴇʟ".
- ᴛᴏ ᴜsᴇ ᴛʜᴇ ᴍᴏsᴛ ʀᴇᴄᴇɴᴛ ᴍᴏᴅᴇʟ ᴀᴠᴀɪʟᴀʙʟᴇ, ᴛʜᴇ ᴜsᴇʀ sʜᴏᴜʟᴅ ᴄʟɪᴄᴋ ᴏɴ "ᴜsᴇ ᴛʜᴇ ᴍᴏsᴛ ʀᴇᴄᴇɴᴛ ᴍᴏᴅᴇʟ ᴀᴠᴀɪʟᴀʙʟᴇ" ᴏɴ ᴛʜᴇ ʟᴇғᴛ ᴏғ ᴛʜᴇ sᴄʀᴇᴇɴ.
- ᴛᴏ ᴜsᴇ ᴀ ᴄᴏᴍᴍᴏɴᴡᴇᴀʟᴛʜ ᴄᴀᴜsᴇ ᴍᴏᴅᴇʟ ᴏɴ ᴀ ᴄᴏᴍᴘᴜᴛᴇʀ ᴡɪᴛʜᴏᴜᴛ ᴀ ᴡᴇʙ ʙʀᴏᴡsᴇʀ, ᴛʜᴇ ᴜsᴇʀ sʜᴏᴜʟᴅ ᴅᴏᴡɴʟᴏᴀᴅ ᴛʜᴇ ᴍᴏsᴛ ʀᴇᴄᴇɴᴛ ᴍᴏᴅᴇʟ ᴀᴠᴀɪʟᴀʙʟᴇ ᴛᴏ ᴛʜᴇ ᴄᴏᴍᴘᴜᴛᴇʀ. ᴛʜᴇ ᴜsᴇʀ sʜᴏᴜʟᴅ ᴛʜᴇɴ ᴜsᴇ ᴛʜᴇ ᴄᴏᴍᴍᴏɴᴡᴇᴀʟᴛʜ ᴄᴀᴜsᴇ ᴡᴇʙsɪᴛᴇ ᴛᴏ ᴜᴘᴅᴀᴛᴇ ᴛʜᴇ ᴍᴏᴅᴇʟ. ᴛʜᴇ ᴜsᴇʀ sʜᴏᴜʟᴅ ᴜsᴜᴀʟʟʏ ʜᴀᴠᴇ ᴀ ᴄᴏᴍᴍᴏɴᴡᴇᴀʟᴛʜ ᴀᴄᴄᴏᴜɴᴛ ᴛᴏ ᴜsᴇ ᴛʜᴇ ᴡᴇʙsɪᴛᴇ.

ᴜᴘᴅᴀᴛᴇ:

- ʜᴏᴡᴇᴠᴇʀ ᴛʜᴇ ᴍᴏsᴛ ʀᴇᴄᴇɴᴛ ᴍᴏᴅᴇʟ ᴀᴠᴀɪʟᴀʙʟᴇ ᴍᴀʏ ᴄʜᴀɴɢᴇ ᴏᴠᴇʀ ᴛɪᴍᴇ, ᴛʜᴇ ᴜsᴇʀ sʜᴏᴜʟᴅ ᴜᴘᴅᴀᴛᴇ ᴛʜᴇ ᴍᴏᴅᴇʟ ᴏᴄᴄᴀsɪᴏɴᴀʟʟʏ. ᴛʜᴇ ᴜsᴇʀ sʜᴏᴜʟᴅ ᴜsᴜᴀʟʟʏ ᴜsᴇ ᴛʜᴇ ᴍᴏsᴛ ʀᴇᴄᴇɴᴛ ᴍᴏᴅᴇʟ ᴀᴠᴀɪʟᴀʙʟᴇ. ᴛʜᴇ ᴜsᴇʀ sʜᴏᴜʟᴅ ᴀʟsᴏ ᴜᴘᴅᴀᴛᴇ ᴛʜᴇ ᴍᴏᴅᴇʟ ᴡʜᴇɴ ᴛʜᴇʏ ʜᴀᴠᴇ ᴀ ᴄᴏᴍᴍᴏɴᴡᴇᴀʟᴛʜ ᴀᴄᴄᴏᴜɴᴛ ᴛᴏ ᴜsᴇ ᴛʜᴇ ᴡᴇʙsɪᴛᴇ.
- ᴛᴏ ᴜᴘᴅᴀᴛᴇ ᴀ ᴄᴏᴍᴍᴏɴᴡᴇᴀʟᴛʜ ᴄᴀᴜsᴇ ᴍᴏᴅᴇʟ ᴏɴ ᴀ ᴄᴏᴍᴘᴜᴛᴇʀ ᴡɪᴛʜᴏᴜᴛ ᴀ ᴡᴇʙ ʙʀᴏᴡsᴇʀ, ᴛʜᴇ ᴜsᴇʀ sʜᴏᴜʟᴅ ᴅᴏᴡɴʟᴏᴀᴅ ᴛʜᴇ ᴍᴏsᴛ ʀᴇᴄᴇɴᴛ ᴍᴏᴅᴇʟ ᴀᴠᴀɪʟᴀʙʟᴇ ᴛᴏ ᴛʜᴇ ᴄᴏᴍᴘᴜᴛᴇʀ. ᴛʜᴇ ᴜsᴇʀ sʜᴏᴜʟᴅ ᴛʜᴇɴ ᴜsᴇ ᴛʜᴇ ᴄᴏᴍᴍᴏɴᴡᴇᴀʟᴛʜ ᴡᴇʙsɪᴛᴇ ᴛᴏ ᴜᴘᴅᴀᴛᴇ ᴛʜᴇ ᴍᴏᴅᴇʟ. ᴛʜᴇ ᴜsᴇʀ sʜᴏᴜʟᴅ ᴜsᴜᴀʟʟʏ ʜᴀᴠᴇ ᴀ ᴄᴏᴍᴍᴏɴᴡᴇᴀʟᴛʜ ᴀᴄᴄᴏᴜɴᴛ ᴛᴏ ᴜsᴇ ᴛʜᴇ ᴡᴇʙsɪᴛᴇ.
- ᴛᴏ ᴜᴘᴅᴀᴛᴇ ᴀ ᴄᴏᴍᴍᴏɴᴡᴇᴀʟᴛʜ ᴄᴀᴜsᴇ ᴍᴏᴅᴇʟ ᴏɴ ᴀ ᴄᴏᴍᴘᴜᴛᴇʀ, ᴛʜᴇʏ sʜᴏᴜʟᴅ ᴅᴏᴡɴʟᴏᴀᴅ ᴛʜᴇ ᴍᴏsᴛ ʀᴇᴄᴇɴᴛ ᴍᴏᴅᴇʟ ᴀᴠᴀɪʟᴀʙʟᴇ ᴛᴏ ᴛʜᴇ ᴄᴏᴍᴘᴜᴛᴇʀ. ᴛʜᴇ ᴜsᴇʀ sʜᴏᴜʟᴅ ᴛʜᴇɴ ᴜsᴇ ᴛʜᴇ ᴄᴏᴍᴍᴏɴᴡᴇᴀʟᴛʜ ᴡᴇʙsɪᴛᴇ ᴛᴏ ᴜᴘᴅᴀᴛᴇ ᴛʜᴇ ᴍᴏᴅᴇʟ. ᴛʜᴇ ᴜsᴇʀ sʜᴏᴜʟᴅ ᴜsᴜᴀʟʟʏ ʜᴀᴠᴇ ᴀ ᴄᴏᴍᴍᴏɴᴡᴇᴀʟᴛʜ ᴀᴄᴄᴏᴜɴᴛ ᴛᴏ ᴜsᴇ ᴛʜᴇ ᴡᴇʙsɪᴛᴇ.

[illegible]

- [illegible]
  - [illegible] 0-40ÁC 32-95ÁF
  - [illegible] : 20-80% [illegible]
- **[illegible]:** [illegible] LCD-[illegible] "[illegible]", "[illegible]" [illegible] LCD-[illegible]. [illegible] "[illegible]", "[illegible]" [illegible]

[illegible]: [illegible] "[illegible]", "[illegible]" [illegible]

[illegible]:

- [illegible]
- [illegible] (ÞÞ [illegible])
- [illegible]
- [illegible]

[illegible]

∫ ¸ ¡ta
в ¸ ¿ ¿ ts∫ ⊙ fnpdzsfrjsc∫,
t∫ ts c∫ fr∫ ⊙ c∫
lzfrjstc⊙ dz¸ dz∫¸
dz¸ c∫ fr∫ ¡ta⊙ ə dzsfrjs¸ ¡ ?
y ⊙ frjsts
ə ts¿ dz∫ ⊙ ⁿ c∫¸
ə ts∫ ¡ta ts fr
⊙ ⊙ ta⊙ dzdz ¸ ¡
w lzdz ⊙ u c∫ c∫
ta¸ ¡ dzzdz c∫ ¡ta ts ə ⊙ c∫
ч ts ə dz¸ ¡ fr¸ s c∫ dz¸ s fr¸ s
fr¸ н ta dzzdz c∫ dz¸ c∫
t∫ ¸ ¡ta c∫ w ¸ ¡ta c∫ ? dz dz¸ c∫
lzfrjstc⊙ ? fr¸ s ə ⊙ dz¸ c∫
ъ ¸ ¡ ⊙ dzs dzs dz c∫ w
c∫ ¿ ts ts ts ə dz¸ dz∫ w
r ⊙ t∫ ⊙ dz¸ dz¸ ?
ч ls ⊙ dz ⊙ ⊙ ts
ч ta ts dzs dz¸ c∫ ⊙ c∫,
ч ⊙ ts dzs ə c∫ c∫
в ¸ ¿ ¿ ts∫ ⊙ fnpdzsfrjsc∫
ч ts c∫ fr∫ ⊙ c∫
lzfrjstc⊙ dz¸ dz∫¸
dz¸ c∫ fr∫ ¡ta⊙ ə dzsfrjs¸ ¡ ?
ч ts ta dz¸ c∫ ¡ ⊙ dz
н ts ⊙ lzdz¸ dz
r ta dzz c∫¸
dz¸ ts ⊙ ⊙ ts н c∫ dz¸ ¡
fr¸ ¡ н ¡ dz∫ w

y ⊙ frjsts ə ts¿ dz∫ ⊙ ⁿ c∫¸ ə ts∫ ¡ta ts fr

---

y ⊙ frjsts ə ts¿ dz∫ ⊙ ⁿ c∫¸ ə ts∫ ¡ta ts fr

∫ : y ls ts fr¸ dz¸ н lz¸ ¡ ls н ¡ dz⊙ ls , ¸ ¡ fr¸ dz∫ t∫ ta∫ lzfrjs⊙ dz ts ə ⊙ ⊙ ¸ ¡ dz¸ ts dz∫ ls ts ta⊙ dz⊙ ч ⊙ ta⊙ dz¸ ts ls ts ⊙ ⊙ ta⊙ ч ⊙ ¸ ¡ ls fr¸ w fr¸ ts ⊙ ⊙ ⁿ ¸ ¡ dz∫¸ ¡ "Cannot display this video mode"(⊙ ls ts ls ə c∫ н ¸ ¡ ts ta¸ ¡ ч c∫ dz ə ts fr¸ t∫ ts ta c∫ ¿ ə ¸ ¡ fr¸ s c∫ dz¸ ə ts¿ dz¸ ts ч dz ts)?

∫ : ⊙ ¸ ¡ ts dz¸ dz∫ lz¸ dz¸ ? ə c∫ н ¸ ¡ ts ta¸ ¡ ч c∫ dz н dz w dz¸ ts dz∫ ls ts ta ts ə Philips dz¸ ts н ¸ ¡ dz¸ ? 22": 1680 x 1050, 60 ¿ ч.

/, ∫ ls fr¸ s¸ н c∫ dz∫ ls¸ ə fn¸ ¸ ⊙ ə ¸ ¡ dz c∫, ¿ ⊙ ls¸ dz dz t∫ ts н fr¸ s¸ н c∫ dz∫ ls¸ ⊙ ⊙ ⊙ ts ⊙ ⊙ ⊙ ts ⊙ ⊙ ⊙ ts

ʃ : ſ tsfrjsdzſdz ¸ j tœQ tœ¸j ʰ ¸ j dzſ ʷ LOœ¿frj ʷ lsstsls frjsu¸ jlsOdzſ ʷ HtœO?œ¸ j tœO œ¿ſ HJ¸ jts- ¿ſdzſ dtœO ʷ ¿ſu¸ jfrjCts? CtœOds ʳ ¿ſ dzjsdzſ lsstœO ¸ l lz¸ j dtsj tœQ tœ¸j ʰ ¸ j dzſ ¸ j dzjs¸ j dtsœ ʳ BtœOls ʳ œ ¹ Odzj dzſ lzſ tœOœdzj dzſ ʷ WindowsÈ tſ tœſ tſ tsdzjs ʰ ¿ſ tsCdz çDisplay propertiesè (Hœ ʳ tsfrjsœO C CtœOdz.

ʃ : Y lsts H ¸ j dzOls , ¸ j frjdzſ ʷ LOtſ lzlsOdzrj ʷ (dzOfrj) dzOfrjstœOœ¿ſ œO ʷ dzjsdzſ lsstœ?

ʃ : l O¸ j dzjſ lsj CdzOtſ Clz OK, LOlsj dzjœ ʳ B¸ j tœ¿ſ lsj çResetè (H BtœtsfrJ), l¿stsB ʳ œtsfrjrjsOdzsœ¿ſ ls ʳ tſ¸ j tœœtsdzOl¿Odz dz ¸ j LOœtsHfrjC¿ſ¸ j dzOfrjstœts?C¿ſ œfrj¸ j ʷ tſOtœOdzjlstœtsœ.

ʃ : ſ dz ʷ l¸ j œts dzœ¸ j dzO ʷ ʷ lzdzOl¿ſ ʷ Auto?

ʃ : ŞdzOœ¿ſ ʰ O∧ *lzdzOl¿ſ ʷ tœj œtzdzſ tœtsœC¿ſ AUTO* frjdzœ¸ j ¿ſ lsHdz ʷ œtsfrjrjsOdzsœ¿ſ dzſ ʷ tsſ lsœ¿ſ dzjOdz dz ʷ dzOfrjstœtsj C tſ tsdzts¸ j dzſ ʷ ¿ſ LtsBtœO¸ j dzſ ʷ dzO¹ CtœOdzj , ʷ ʷ OL ʳ ¿ſ frj¿ſ dzZtœtsdzſ LOu¿ſ ¿ſ dzO¸ j Olsœ¿ſ j dzjts-Hdzts? C dzstſ C¿ſ , l¿stsl zfrjstœOdz ʷ j ls dzjtsB ʷ ts-H¿ſ dzjsfrjs OCslsœ¿ſ LOu¿ſ ¿ſ ¹ CtœOdzdz ʷ ʷ dzjdz ʷ ¿ſ ¿ſ frjtsdz LtsœOdzſ ʷ lzſ tœOœdz ʷ ʷ ʰ ¿ſ ʷ ʷ dzOœ¿ſ ʰ .

ʃ tœ¿ſ dzjl¿Odzſ j : **ʷ ʷ lzdzOl¿ſ ʷ Auto (ϕœlsts) H tsfrjsdzſ dzOlstsdz C tsœ ʳ B tœOdzdz ʷ ʷ tœj ¸ j ¿ſ dzjOʷ.**

ʃ : l O dzjsdzſ lsstœdzj tſ tsHOjlsfrj ʷ dzOtſ tœ ʷ ¸ j dzſ j tſ ¿ſ lsOdzſ ʷ (dzj œtstœ¿ſ lsfrjj lstsH¿ſ tsHdz ʷ ʷ ¿ſ dzœ¿ſ C lsstœ tſ ¿ſ lsOdzſ ʷ). Y lsts frjdzj H lzj lstſ tœj Htſ tœ¿ſ dzjls ?

ʃ : U B¸ j H¿ſ lsj frj , l¿stsfrj¿ſ dzsœts? C OB¸ j dz tſ¸ j tœj dzjdzjdzjœts lstsC Otſ tsHC dz ʷ l¸ j dzjC dzjsdzſ lsstœdz ¿ſ tœO j ¸ j dzjz ϕH , ¿ſ C dz¿ſ C dzſ lsj C dzjstſ C ts? C dzœ¿ſ C lsl zœ ʳ /dzj ʰ C ¿ſ , l¿stsB ʳ tœOLBlzH¿ſ ls C tsdzjſ ʳ ʳ lsj tœ.

ʃ : ʳ lzH¸ j lsdz¿ſ ʳ Ş dzjsdzſ lsstœtſ tœ¿ſ dzſ dzjOls l¸ j tœj frjrjstœtsl¸ ſ dz ʷ ? frj¿ſ dzOdz¿ſ dzOl¹ C tœOdzj BlzHlzls tsHdzœtœj dzjdzjœts lstsstsBtœO¸ j Ols frj ʷ ¿ſ l¸ j lsdz ʷ ¸ j , ¿ſ dzj¸ j l¸ j lsdz ʷ ¸ j frjstœtsC¿ſ , tſ ts lstsdzjz ¿ſ LtsBtœO¸ j dzſ j BlzH¸ j ls ¿ſ frjC O¸ j Ols frj ʷ .

ʃ : R dzj¸ j lsdz¿ſ LdzOl¸ j dzſ j l¸ Ofrjstsls O tœj ¿j dzjtœOl¿ſ ¿ſ H dz ʷ ʳ Ş ſ ?

ʃ : ʃ tslsdz¿ſ l¿ſ j tslsH¿ſ frj¿ſ dzj ¸ j œ dzOB O¸ j C ſ ʊ , œ Ctslstsœ ʳ H dz ʷ ʷ tstœdzj¿ſ tœtsœ Odzſ ʷ ¿ſ LtsBtœO¸ j dzſ ʷ ¿ſ frj¿ſ dz¿ſ LlzjlsfrJ ʷ tœO œ¸ j tœtsC dzzl¿Otslsœ ¸ j tœ ʳ dzj ? tsB dzOfrjs¿ſ ¹ CtœOdzOHts dzſ ¸ j dzj ? , œ H¿ſ frj¿ſ dzj ¸ j frjOlsœ¿ſ dzs? dzjOstœ¿ſ l¸ j ? H dz ʷ lzſ tœOœdzj dzſ ʷ C O¸ j H ʳ dzjtslsH¸ j dz dz dzj tſ ¿ſ C frj¸ j dzj dzj ¿ſ frj¿ſ dz¿ſ LlzjlsfrJ ʷ Olsœ¿ſ œdz ? ¹ dzj dzjdzs (lstsdzOtsſ dzj dzs l¿ſ dz ? lstœOdz¿ſ frjstœ), tſ ts lstsdzjz lsj tœdzj¿ſ dz"tœj ¿j dzj tœOl¿ſ ʷ l¿Ofrjstsls ʳ " C lsj C dzs dzs¿ſ ¿ſ r Ş ſ dzj tſ tœ¿ſ dzjdzſ dzj

---

ʃ : U frjsts? l¿ſ œ dz¿ſ ¹ CtœOdz ʳ Ş ſ C l¿OtœOtſ Odzſ ʳ ʳ ?

ʃ : l Otſ tsœ¸ j tœC dzsfrjs ʳ Ş ſ dzOdzsfrJ ʷ lsLO ʰ ¿ſ lsdzs¸ j tſ tsCtœ ʳ lsœ¸ j , tsB dzOHO ʳ ʰ ¸ j ¸ j frjsts? C tsfrjs ʳ ʳ C œtsLH¸ j ? frjsœ¿ſ ʳ tſ tœ¸ j Hdz¸ j lsstsœ tsſ tœ¸ j H¸ j dz¸ j dzdzs? lsœ¸ j tœHtsfrjs¿ſ (tſ tœ¿ſ dz¸ j tœdzs ¹ CœœO dz¸ j dzsdzs? lsœ¸ j tœHtsfrjs¿ſ C tœOœdz¸ j O ʰ O ls¿ſ tſ O 2l (2U)). l ¸ j tœ¸ j C tsdz¸ j dz¸ j lz¸ j lsfrJ ʷ tſ tsH œ¸ j tœOls ʳ tſ tsœ¸ j tœC dzsfrjs ʳ tſ Odz¸ j dz¿ſ dz ʷ B ʳ dz¿ſ LB ʳ lstsu¿dz dz lzH Otœdz dz dzdzœtœdz C Odz¿ſ dz¿ſ l¿Otœ¿ſ Odz¿ſ ʳ .

J : ş⊙ tsuçfrjsçlsı tştsə¸jtıçdzsfrjsı r şr ?

J : r dz tsə r uçdzs tsuçfrjsçç ətsfrjtsdz LlZ lsj frj uçfrjsts, dz vçts lstsdzts lsçdzıı . r dz lsh ⊙lsj dz dzs tsuçfrjsçç çfrjtsdz LlZ lsj çLtsftstsfçdzsə r frjçtds ı j HtsflZfrjçj lsfrjv çfrjtsdz Ltsə⊙lsı Htdzcçj tı⊙frjsə tstıçlsj dz, lsçççj ççç ı lsçdzsə r frjçtds, ı lsdzsdz ⊙uj lstsdz cj çfrj⊙dzçlstş.

J : J tsdz dzçw çLdzj dzçlsı uə¸lstsə r j dzfrjstıts ççç frptsj ıts dzsdzçlstsıt⊙?

J : r ⊙, J r dzs ı¸lsj çLdzj dzçlsı uə¸lstsə r j dzfrjstıts ççç frptsj ıts dzsdzçlstsıt⊙, çfrjtsdz LlZ OSD tıj dzdz lstsıt çfrpzj HlZ frpzj HlZ h j tştıtsuj HlZtıj:

1. ı ⊙ı dzçlsj "OK" tştsə çdzsfrj OSD (On Screen Display) dzj dz
2. ı ⊙ı dzçlsj "H lstıj dz⊙J dzçL" uştsə r ə BtıOlsı tstfuçB ""color" (uə¸ls)" çlstsçH⊙ dzı dzçlsj "OK" uştsə r L⊙ lsçə dzfrjstıts ççç uə¸ls⊙ υ⊙dzıtıO dzj h j dz tşw lsı frpzj HlZ h çfrj ə⊙tıçdzdzstsə:

   a. Color Temperature (υj dzştj tıOlsztıO uə¸ls⊙); r tsfrjsztdz h j frjs dzfrjstıtsj ç: 5000K, 6500K, 7500K, 8200K, 9300K çlt 11500K. r frpzçlZfrjs⊙dzsə ç⊙dzfrjtsH çlsfrjv ə tştıtıj H j dz⊙frj H çlt⊙tfj⊙L tsdzı 5000K, tş⊙dzj dz ə tsfrjtıtsçLə tsH çls'lsj tşdz j lstsdzı, frjçtı⊙frpdzsə⊙lsı dzj tslslsj dzfrjtsdzj tştıtıçlsj dzştj tıOlsztıj 11500K dzıBdz H⊙j lsfrjv "frjtsdzsH dz ? frjçdzj ə⊙lsı ? tslslsj dzsfrj"
   b. sRGB; tştıj H frjs⊙ə dzv j lsfrjsB tsı frjs⊙dzBı⊙tıdsdzk lZfrjs⊙dzsə çlz H dzv tsB j frjtj uj dzçw çtstıtıj çlsdzsdts tsB dzj dzı dz⊙j ı H lz tı⊙L dzçlu dz dzçlZfrjstıts frjsə⊙dzçlç (uçlw tıtsə r j çdzj tıı , dzsdzçlstsıt , tştıtıçdzsj tıı , frjçdzj tıı çlt tıt)
   c. User Define (1 tsdz LtsO⊙lsj dz frjçlç); tştsdz LtsO⊙lsj dz dzs ı¸lsə r BtıOlsı tştıj H tşuçlsO⊙j dzı j dzfrjstıts ççç uə¸ls⊙, tslstıj dzdzçlıtıtsə⊙ə çtıOfrpdz ?, Lj dzj dz ? çlt frpçdzçl? uə¸ls

*R Ldzj tıj dzçj uə¸ls⊙, çLdzuj dzdzsdts tsB j çlstsdzə tsə tıj dzj dzfrjtıj ə⊙dzçw. R Ldzj tıj dzçw ə r tıO ı⊙ı lsfrjv tştsO B frjsdz lsdzs h çdzj (ıtıO H lzfrj ş j dz ə çlt⊙). ı çlı dzçj lsj dzştj tıOlsztıı tştsş j dz ə çlt dz (lsçççj ççç 2004ş) tslstsB tıO ı⊙ı lsfrjv çtıOfrpdz dzı ə r frjsçj lsj dzştj tıOlsztıı (lsçççj ççç 9300ş) Åıtsdzz B r dzı ı j ? lstıOdz dz j lsj dzştj tıOlsztıı , dzfrjçlt dzfrjv frj6504ş - B j dz dzı

J : J tsı dzs dz çlZfrjs⊙dzsə çlsı r ş-dzştsdzçlstsıt Philips dzfrjsj dzk?

J : r ⊙, ı çlH çtsçtıçlfrjs⊙dzdz çlu j frjçlç j dzştsdzçlstsıt Philips Brilliance çlt dzj k lsı lsdz w lZdzçlt k , tıj ⊙dz LlZj dzj z k tştsts lsH j dz dzs dzj z LçççL lZ. Y j lsı tıj frjs⊙dzBı⊙tıdsdz j tslsə j tıçfrjsçw VESA dzfrjs LH dzj ? çtı h çj tıO tıj h ⊙j lstştsdz LtsO⊙lsj dz LççtıJ tştsçlsı dzştsdzçlstsıt Phillips dzfrjs B tsdz h çdzfrjsə j frjs⊙dzBı⊙tıdsdz tştsH frjs⊙ə tsçç çlH tıdzcçlçtştıçlfrjsçw VESA. J r tıj çtsdzj dzBlZj dzş tsB tıO lsçlsı frjv çtştıj H frjs⊙ə çlsj dz tştsştıtsH ⊙ı ⊙dzş Phillips L⊙H j ls⊙dz dzs? çlzw tstıdzş⊙uçlJ ?.

ş y B ı ϕ]ϑ H ∩ J ϕ ϒ ϕ ı ş ϑ ϕ] ı r l ş r

çtıO dzdz j w lZdzfuçlçl tıj dzdzçlztıtsə çlç

J : ş⊙ dzfrjstıtsçlsı dzştsdzçlstsıt tstflsçlş⊙dz dz dzş tsB tıO tsdzştştıtıçlJ dzts lZfrjs⊙dzsə çlj ?

J : ¡ dz tsB ¡ frJ ¡ ¡ ¡ dz tsJ lsq dz O dz dts? ¿ lzfrJ dz O ls O uq q dz s dz lstsc O tsB L O ls ¡ dz dts lzfrJs O dts sq dz ls ¡ tc O ¡ tc ¡ h ¡ dz ¡ ¿ ¿ tc O dz 1680 x 1050 lstsu ¡ ¿ tJ tcq ¡ O frJstsls ¡ tsB dts sq dz ¡ dz 60 ¿ ¡ ¡ H dz dz s dz lststs sq frJ H q O ts dz dz ¿ ¿ tc O dz 22-H ¿ dz s. ¡ tcq dz ¡ ¡ O dz ¡ : tJ tcts sq ¡ tcq ls ls ¡ ¿ lz h q ¡ dz frJststs? ¿ q H q frJ dz ¡ dts s ¡ dts, dz ¡ O sq ¿ dts tJ ¿ lz OK ¿ ¿ tc O dz dts sq dts dz ¡ dz tsH q dz tc O ¡ . ¡ ¡ ¿ lz h q? tc ¡ ¡ q dz H q frJ dz ¡ tslstsB tc O ¡ O ¡ ls frJ ¡ sq tc O ¡ H ¡ dz ¡ Product Information (R dz tstc dz O uq tsB q L H ¡ dz q) sq ¿ tc O dz dts dz dz ¡ dz Main Contols (¡ frJ dts sq dz ¡ tJ O tc O dz ¡ lstc).

J : ¡ O ¿ tsq ts q L dz ¡ dz ¡ ¡ r ¡ r tJ ts frJ tc O sq dz ¡ dz ¡ frJ ¿ ¡ ¡ ?

J : ¡ tsfJ ¿ ts dz ¿ lz sq r ¡ H q frJ dz ¡ ¡ ¡ dz ¡ q frJ ¡ ts dz L lz ¡ ls frJ ¡ ¿ dz ¡ ¿ lststs dz dz ¿ tJ tcts ¡ ¡ ¿ lststs,
q L dz ¡ dz ¡ ¡ frJ tJ tsq ¡ tc ¿ dts frJ sq ¿ tc O dz frJ lz h ¡ frJ sq ¡ dz dts dz ¡ dz h ¡ , ¡ ¡ dz sq ¿ ¡ ¡ .

ξ y ʁ] ϕ] ɔ n ʁ n ∫ ϕ ʌ ϕ] ʃ n ʃ] ϕ ʃ ʃ ʃ

¡ tsq dz ¡ frJ sq dz s frJ s frJ H tc lz sq dz q tJ ¡ tcq ¡ ¡ tcq ¿ dz dz q tJ ¡ tcq lzfrJststs? frJsq O dz q

J : ¡ ¡ ts ¡ dts dz q tJ ts H ¿ dz ¡ ¡ q ls dz s dz ¡ ¡ ¡ ¿ dz B r dz ¿ ¿ , tc O B ts ¡ q dz frJ s O dz ¡ ¡ q dz q dz q
¿ ts dz ¡ ¡ B ls ¡ tc O dz Mac?

J : ¡ O ¡ frJ ¡ dz s dz ¡ ¡ ¡ frJ r ¡ r Philips tJ ts dz dts frJ s B frJ sq dz ¡ frJ s frJ s frJ s O dz ¡ O dz s dz dz q ¿ ¿ ,
¿ ts dz ¡ ¡ B ls ¡ tc O dz q Mac q tc O B ts ¡ q dz q frJ s O dz ¡ q dz q. ¡ dz tJ ts H frJ ¡ H q dz ¡ dz ¡ ¡ dz s dz ¡ ¡ ¡ O ¿
frJ frJ ¡ dz ¡ Mac dz s ¡ ¡ ls tJ ts ¡ ¡ B ts sq O ls frJ ¿ O B ¡ dz dz ¿ O H O tJ ls ¡ tc ¡ tsJ ¡ dz ¡ dz B
q dz tstc dz O uq B dz s ¡ dts tJ ts dz ¡ uq ls lz ¡ ¡ ¡ ts sq ts tJ tc ¡ H frJ sq O sq ls ¡ dz Philips.

J : ¡ ¡ ts ¡ ¡ sq ¡ ls frJ sq lz B ls dz q ¡ r ¡ dz s dz ¡ ¡ ¡ ¡ Philips frJ s O dz O dts dz Plug-and-Play?

J : ¡ O dz s dz ¡ ¡ ¡ frJ sq dz ¡ frJ sq dz frJ Plug-and-Play sq WindowsÈ 95, 98, 2000, XP q
Vista.

J : Y ¡ ¡ ts ¡ s O ¿ ts ¡ ¡ lz dz ¡ sq ¡ tc frJ O dz dz ¿ tJ ts frJ dz ¡ H tsq O ls ¡ dz dz ¿ h q dz ¿ ?

J : U dz ¡ sq ¡ tc frJ O dz dz B tJ ts frJ dz ¡ H tsq O ls ¡ dz dz B h q dz z (U ¡ z) dz s ¡ dts ts tJ tc ¡ H ¡ dz q ls ¿ O ¿
"q dts ¡ dz dz ¡ ¿ ¡ ¡ dz dz ¿ ¿ " tc O ¡ ¡ dz H dz tJ ts H ¿ dz ¡ uq dz ¡ tJ ¡ tcq ¡ ¡ tcq ¿ dz ¿ lzfrJststs? frJsq ¡ ¡ .
U ¡ z O ¡ ¡ ts dz O ls q frJ q tsJ tc ¡ H ¡ dz ¡ ¡ ls tc ¡ frJ z tc frJ (ls O ¿ q ¡ ¿ O ¿ tJ tcts tc O dz dz dts ¡ tsB ¡ frJ ¡ ¡ uq dz ¡ ¡
H tc O ¿ sq ¡ tcts sq q tJ tcts tJ lzfrJ ¿ dz B frJ tsfrJ sB dts frJ s h q dz), dz ¡ sB ¿ tsH q dz ¡ ¡ H dz tJ ¡ tcq ¡ ¡ tcq ¿ dz ¿
lzfrJststs? frJsq. U ¡ z tsB ¡ frJ ¡ ¡ uq sq O ¡ ¡ ls H tsfrJ s z tJ dts frJ s ¡ ¡ ¡ ¡ tc ¡ frJ z tc frJ sq B ¡ ¡ L
sq dz ¡ ¡ h O ¡ ¡ dz frJ sq O tJ ts dz L tsq O ¡ ¡ dz . U ¡ z tsB dz H O ¡ ¡ ls tc ¡ dz tsfrJ dts sq dz dz q
tJ tc ¡ q dz ¿ h ¡ frJ sq O dz q. ¡ tcq q frJ tJ ts dz L tsq O dz q q U ¡ z lzfrJ tc O dz ¡ ¡ ¡ frJ ¡ dz ¡ ¡ ¡ tsH q dz s frJ s frJ ¡ sq
¿ ts tc q tJ lzfrJ O ¿ ts dz tJ ¡ ¡ ¡ ¡ tc O H dz lzfrJ s O dts sq ¿ q tJ ¡ uq ¡ s dz ¿ tJ dz ¡ s, uq ts uq frJ ts ¡ tc ¡ B lz ¡ ¡ s frJ dts s?
dz frJststs? ¿ q dz q dz q tJ tc ¡ tc sq O dz q H dz H ts tJ ts dz dz q ¿ tJ ¡ tcq ¿ dz ¿ lzfrJststs? frJsq.
U ¡ z lzfrJ tc O dz ¡ ¡ ¡ ¡ ts tc tc O dz q uq ¡ dz q ¡ dz uq frJ dts tJ ts H ¿ dz uq O ¡ dz ¿ lzfrJststs? frJsq. ¡ ¡ L U ¡ z ¿ ¡ ¡
B r uq dts dz s ¡ dts tJ ts H ¿ dz uq ls ¡ ts dz ¿ ts ts H q dz tc q dts tc q dts ¡ tc , H sq O lzfrJststs? frJsq O frJ
tJ ts frJ sq ¡ H tsq O ls ¡ dz dz dz ¿ tJ ¿ ts dz ¡ dz tc q dz ¿ uq ts dz dz dz ¿ tJ ts tc ts dz ¿ tJ ¿ (¿ O ¿ tJ tc O sq q dts dz ¿ ¡ q dz ¡ s H ¡ q),
ts H dts H ts tJ ts dz dz q ¡ ¡ ¡ lzfrJststs? frJsq ts frJ lzfrJsq ¡ tc h ¡ dz dz ¡ sq ts sq O dz dz dz tJ O tc O dz dz q dz dz dz
tJ ts tc ts dz ¿ H dz lzfrJ s O dts sq ¿ q H ts tJ ts dz dz q ¡ ¡ ¡ tc ¡ ¡ tcq ¿ dz ¿ lzfrJststs? frJsq (sq uq frJ s dts frJ sq q,
frJ ¿ O dz ¡ tc q dz q sq q H ¡ ts ¿ O dz ¡ dz) q H ¡ ts? frJ sq ¿. B ¿ ¿ O ¡ H r dz ¿ H dz ¿ dz dz B frJ sq tc ¡ dz ¡ dz dz dts dz tc dz ¿ ¡
tJ tc ¡ H dz B O ¡ ¡ ¡ frJ sq B frJ ¡ B ts dz h ¡ dts sq r ¡ tJ ¡ tcq ¡ ¡ tcq ¿ dz ¿ lzfrJststs? frJsq H dz dz dz ¿ dz ¿
¿ ts dz ¡ ¡ B ls ¡ tc ts sq . ¡ tcq tJ ts dz ¡ s q U ¡ z ¿ ts H dts dz ¿ ts dz ¡ ¡ ¡ B ls ¡ tc z dz s ¡ dts ts H dts sq tc ¡ dz ¡ dz dts
tJ ts H ¿ dz uq ls H ts 127 lzfrJststs? frJsq. U ¡ z tJ ts L q ts dz ¡ ¡ ls ts tJ ¡ tcq O ls q q dts tJ ts H ¿ dz uq O ls

ใช้งานได้ทันทีหรือไม่ ถ้าไม่ได้ต้องทำอย่างไรบ้าง

৭ ∫ ৩?

∫ : ∫ ৫ঃতথ্যসূত্র ৫ঃ ৪ ৭ ∫ ৩ ৫ঃ ৫ঃতথ্যসূত্র ৫ঃ

ďĺ ts ĺ ďĺ ts ĺ ďĺ ts ĺ

Eyv lφ]φn n Jφλφ]s φ]r l ʃ r

ʃ ¸ j t ɑ
B ¸ j L t s ʃ O f n ɟ t ɑ s f n ʃ s ɑ ʃ ,
t ʃ t s ɑ ʃ f n ʃ ʇ ɑ ʃ
l z f n ʃ s t ɑ O ɑ ʃ ɑ ɑ ʃ ¸ j
ɑ ʃ ɑ ɑ ʃ f n ʃ ʃ t ɑ O ɑ ɑ ʃ s f n ʃ s ¸ j ?
Y O f n ʃ s t s
ɑ t s L ɑ ʃ ʇ O ʳ ʰ ɑ ʃ ¸
ɑ t s ʃ t ɑ t s f n ʃ
ʃ B ʰ ɑ ʃ ¸
t ʃ t ɑ t s B ɑ ʃ ɑ ʃ
ʇ t ɑ t s B ɑ ʃ ɑ ʃ t ʃ t ɑ ɑ ʃ
ʷ t s t ɑ ɑ ʃ ɑ ʃ t ɑ t s ɑ O ɑ ʃ ɑ ʃ
ɑ ʃ L t s B t ɑ O ¸ j ɑ ʃ ʷ
l t s t ɑ ɑ ʃ O l s ɑ ʃ ɑ ɑ ʃ ¸ j
H t s ʇ l z ɑ ʃ ¸ j ɑ ɑ ʃ
ʃ t ɑ l z ɑ ɑ ʃ ¸ j
ɑ ʃ ¸ j t s B ʇ t s H ɑ ʃ ɑ ʃ ¸ j
f n ɟ ¸ j H ¸ j ɑ ʃ ʷ

ʇ t s ɑ ʃ f n ʃ ʇ ʃ ɑ ʃ l z f n ʃ s t ɑ O ɑ ʃ ¸ j ɑ ʃ ¸ j ɑ ʃ ¸ j ɑ ʃ f n ʃ ʃ t ɑ O ɑ ɑ ʃ s f n ʃ s ¸ j ?

l O ʳ l s t s ? f n ʃ s t ɑ O ɑ ʃ ɑ ʃ ¸ j t s ʃ ɑ ʃ f n ʃ O ɑ ʃ ¸ j ɑ ʃ ¸ j ɑ ʃ ¸ j ɑ ʃ f n ʃ ʃ t ɑ O ɑ ɑ ʃ s f n ʃ s ɑ ʃ , ʇ t s l s t s t ɑ ʃ ? t ʃ t s ɑ ʃ z L t s ɑ O l s ¸ j ɑ ʃ z ɑ ʃ t s ɑ ¸ j ɑ ʃ l s f n ʃ s t ɑ O ɑ ɑ ʃ l s f n ʃ O ɑ ʃ t s f n ʃ s t s ʷ l s ¸ j ɑ ʃ z ɑ ʃ t s . [f n ɟ ɑ ʃ [ʇ ʃ t ɑ t s B ɑ ʃ ¸ j ɑ ʃ O ɑ ʃ ¸ j ɑ ʃ l z f n ʃ s t ɑ O ɑ ʃ ¸ j ɑ ʃ ʇ t s f n ɟ ¸ j ɑ ʃ ¸ j ʇ ʃ t ɑ ¸ j H ɑ ʃ t s ¸ j ɑ ʃ ¸ j ɑ ʃ ¸ j ʇ ʃ t ɑ ¸ j H f n ʃ s O ɑ ʃ l s ¸ j ɑ ʃ ¸ j ʳ f n ɟ ¸ j ɑ ʃ ¸ j ʇ ʃ t ɑ ¸ j H ɑ ʃ t s ¸ j ɑ ʃ ¸ j ʷ l s ¸ j ɑ ʃ z ɑ ʃ t s , t s B t ɑ O l s ɑ ʃ l s ¸ j f n ʃ ʇ ʃ t ɑ t s B ɑ ʃ ¸ j ɑ ʃ ¸ j ʇ ʃ t ɑ ¸ j H ɑ ʃ t s ¸ j ɑ ʃ ¸ j ʷ ɑ ʃ ʇ ʃ t ɑ t s f n ɟ ¸ j ɑ ʃ ¸ j ʇ ʃ t ɑ ¸ j H f n ʃ s O ɑ ʃ l s ¸ j ɑ ʃ ¸ j ʳ f n ɟ

˜ cdbstf˜˜⊙ AUTO cdg tc⊙B tslsO˜j lsH tscdz cdz cd3 tsB tc⊙L tscd3	• ∧ lzcdb˜ucf^w Auto tftcgjHcdb˜⊙Lcdb˜⊙ujcdb˜⊙Hcdz^w cfrnftscdzLtsB⊙cdzf^w B frjs⊙cdzB⊙tdscdbscd3 Macintosh- cfcdzf IBM-frjsBcd3jfrjsfcd3tscd3˜˜, B ˜tslstscdscd3tftcfcd3jcdzjlsfrj^w frjstslsBjlsfrjsBlz^ h ⊙^w Bjtcfrnf^w tstfjtc⊙ucftscdbs? frnffrjscd3 Microsoft Windows. • ˜ lsO^w lzcdb˜ucf^w cd3s>jlscdg tc⊙B tslsO˜s tftcf cfrnftscdzLtsB⊙cdzfcf cdgfrjs⊙cdzB⊙tdscdz˜˜˜ cfcdzf Bcf^Hjts˜˜⊙tds .

˜ tctsB cdgjcd3 tftcf^w tstcd3cftctsB⊙cdzfcf cfLtsB tc⊙>jcdzf^w

˜ jtftc⊙Bcfcdz cdbsj tftscdbs>jcdzfj cfLtsB tc⊙>jcdzf^w cdb˜˜˜ ˜tc⊙cdg Hcfrnftfcdgj^w	• ˜ ⊙>jcd3cf˜lsj ˜cdbstf˜˜lz Auto. • ˜ lstcgjcdzcdzftcdz?lsj tftscdbs>jcdzfj cfLtsB tc⊙>jcdzf^w, cfrnftscdzLlz^w tf⊙tc⊙cd3jlstc Phase/Clock (∧ ⊙L⊙/Y ⊙frjstslsO) B tc⊙LHjcdg More Settings (˜ tstftscdzcdzf˜lsj cdz cdz j tf⊙tc⊙cd3jlstc) ˜tc⊙cdzcdbscds cd3jcdz ˜ frnpcdBsB cdz j tf⊙tc⊙cd3jlstc .
˜ tcds>⊙cdzfj cfLtsB tc⊙>jcdzf^w cdb˜˜˜ ˜tc⊙cdg	• UBjHcf˜lsjfrj B lstscd3 ˜ucdsts frnpfcdb˜cdz cdz ? ˜˜⊙Bjcdz tftc⊙Bcfcdz cdbs tftsHfrnsjHcfcdgjcdb˜˜ ctc⊙^w cf˜ujfrj˜ts? tfcdz⊙lsj cfcdz˜˜ s.
˜ jtc˜u⊙cdzfj cfLtsB tc⊙>jcdzf^w tftts Bjtcdscf˜˜⊙cdzf	• ˜ ⊙>jcd3cf˜lsj ˜cdbstf˜˜lz Auto. • UfrjstcBcdzfj Bjtcdscf˜˜⊙cdz cdz j tftscdbsfrj , cfrnftscdzLlz^w tf⊙tc⊙cd3jlstc More Settings (˜ tstftscdzcdzf˜lsj cdz cdz j cdb˜frjstcds? ˜˜cf) B tc⊙LHjcdg Phase/Clock (∧ ⊙L⊙/ ⊎cfcdz˜tcdscdzfL⊙ucf^w) ˜tc⊙cdzcdbscds cd3jcdz Main Controls (˜ frnpcdBsB cdz j tf⊙tc⊙cd3jlstc).
˜ jtc˜u⊙cdzfj cfLtsB tc⊙>jcdzf^w tftts ctstcf˜LtscdbB⊙cdzf 	• ˜ ⊙>jcd3cf˜lsj ˜cdbstf˜˜lz Auto. • UfrjstcBcdzfj Bjtcdscf˜˜⊙cdz cdz j tftscdbsfrj , cfrnftscdzLlz^w tf⊙tc⊙cd3jlstc More Settings (˜ tstftscdzcdzf˜lsj cdz cdz j cdb˜frjstcds? ˜˜cf) B tc⊙LHjcdg Phase/Clock (∧ ⊙L⊙/ ⊎cfcdz˜tcdscdzfL⊙ucf^w) ˜tc⊙cdzcdbscds cd3jcdz Main Controls (˜ frnpcdBsB cdz j tf⊙tc⊙cd3jlstc).

⊎ dbzf^h ⊆tsdz³^w tc⊆cf? cfdbzf frnjbzf^h ⊆tsdz³ lsj dz³dbz ? ⊆tc⊙dbz	• ⌊ ⊙frjstdts? lsj ⊆tsdbstc⊙frjsdbsfrjs cf ^w tc⊆tsfrjs ⊆tc⊙dbzbsdts dz³j dbz . (⌊ tsH frpj lsf⊆⊙r ⊆-dz³sdbzf lststc⊙ cfdz³j j lsw cf⊆frpftdtsə⊙dbzbz ? frjdts⊆ frnjbz>Br . [frnjbzf ⊆tc⊙dbzsj dz³dbzj lsf dbzf dbz⊙ucfdbz⊙j lsdz³j tcuf⊙ls , frpw>cf lsj frj frn dz³j frjsdbz dz³ lststdtsə r dz³ tf tcj H frjs⊙ə cf lsj dzj dz³
⌊ tsw ə dbzw j lsfrjw tsfrjs⊙lstsucbsj cf⌊tsB tc⊙>j dbzf j	[frnjbzf cf⌊tsB tc⊙>j dbzf j tsfrjs⊙j lsfrjw dbz⊙⊆tc⊙dbzj ə lsj uj dbzf j tf tdts H tsdbz cf lsj dz dbsdts ə tcj dz³j dbzf, tsdbs dz³s>j lsf tf tcf ə j frjsf ⊆w tstcdz³f tdtsə⊙dbzf tslstf j u⊆ls⊆⊙dbz⊙⊆tc⊙dbzj cf tsB tc⊙⌊tsə⊙dbzf tsfrjs⊙lstsucbsdts cf⌊tsB tc⊙>j dbzfw. [frjs⊙lstsucbsj cf⌊tsB tc⊙>j dbzf j tsB r ucbs cf frnjuj L⊙j ls frj fzfrjsw dzj frj⊆tsdz ⊆ts u⊆frjsə.
[frjs⊙lstsucbsj cf⌊tsB tc⊙>j dbzf j tsfrjs⊙j lsfrjw tf tsfrpzj ə r ⊆dz u j dbzfw tf cf ls⊙dbzfw	⊆ lsts ⊓⊙tc⊙⊆lsj tcdbs H dzw >cf H⊆cf⊓ ⊆tcf frjs⊙dzbsə cf dzj tsB fzfrpbsə dzj dbs frB tsw dz³cf cfdbzf fz⊓fz H h j dbzf j dz³⊓⊙tc⊙⊆lsj tcf frjscf⊆ >cf H⊆cf⊓ ⊆tcf frjs⊙dzbsə. ⊎ tf fzfrjsw tsf tcj H j dzj dbsj ə tcj dz³w tsfrjs⊙lstsucbsj cf⌊tsB tc⊙>j dbzf j tsB r ucbs cf frnjuj L⊙j ls
⌊ ⊙⊆tc⊙dzj tsfrjs⊙ lsfrjw L j dzj dz j , ⊆tc⊙frpbz j , frpfdbzf j , lsj dz³bz j cf B j dz j lstsu⊆cf	[frjs⊙lstsucbz j lstsu⊆cf - lsts dbstdz³⊙dz dbsj wə dzj dbzf j H dzw >cf H⊆cf⊓ ⊆tcf frjs⊙dzbsə, cf⌊dtsl⊙ə dzf ə⊙j dz³ ⊓ tf ts cf dz³j h j ? frjw dbz⊙ frnj dts H dzwh dbzf ? H j dz lsj ⊓dbsdtsdtsə cf cf.

[tsf tsdzbzf lsj dz dbz tf tsH H j tc>⊆lz dz³s>j dbs tf tsdbzucf lsw ə y j dbstc⊙⊓ cf dbz tstdz³⊙ucf cf H dzw tf tslstcj B cf lsj dzj ? cf frpwL⊙h cf frj frn tf tcj H frjs⊙ə cf lsj dz frjs⊙dz³cf frnj tcə cf frpbs? frpbz>Br ⊆tsdz³f⊙dzf cf Philips.

E y B l ϕ l n H n J ϕ A ϕ l S n ϕ l r L J r

- TCO'03 Information
- Recycling Information for Customers
- Waste Electrical and Electronic Equipment-WEEE
- CE Declaration of Conformity
- Energy Star Declaration
- Federal Communications Commission (FCC) Notice (U. S. Only)
- FCC Declaration of Conformity
- Commission Federale de la Communication (FCC Declaration)
- EN 55022 Compliance (Czech Republic Only)
- MIC Notice (South Korea Only)
- Polish Center for Testing and Certification Notice
- North Europe (Nordic Countries) Information
- BSMI Notice (Taiwan Only)
- Ergonomie Hinweis (nur Deutschland)
- Philips End-of-Life Disposal
- Information for UK only
- China RoHS
- Safety Information

Regulatory Information

Model ID:	220SW8
Model No:	HWS8220I

TCO'03 Information

Congratulations!
The display you have just purchased carries the TCO'03 Displays label. This means that your display is designed, manufactured and tested according to some of the strictest quality and environmental requirements in the world. This makes for a high performance product, designed with the user in focus that also minimizes the impact on our natural environment.

**Available for selective models*

Some of the features of the TCO'03 Display requirements.

Ergonomics

- Good visual ergonomics and image quality in order to improve the working environment for the user and to reduce sight and strain problems. Important parameters are luminance, contrast, resolution, reflectance, colour rendition and image stability.

Energy

- Energy-saving mode after a certain time-beneficial both for the user and the environment
- Electrical safety

Emissions

- Electromagnetic fields
- Noise emissions

Ecology

- The product must be prepared for recycling and the manufacturer must have a certified environmental management system such as EMAS or ISO 14 000
- Restrictions on
  - chlorinated and brominated flame retardants and polymers
  - heavy metals such as cadmium, mercury and lead.

The requirements included in this label have been developed by TCO Development in co-operation with scientists, experts, users as well as manufacturers all over the world. Since the end of the 1980s TCO has been involved in influencing the development of IT equipment in a more user-friendly direction. Our labelling system started with displays in 1992 and is now requested by users and IT-manufacturers all over the world.

For more information, please visit
www.tcodevelopment.com

•Troubleshooting
•Other Related Information
•Frequently Asked Questions (FAQs)

RETURN TO TOP OF THE PAGE

Recycling Information for Customers

Philips establishes technically and economically viable objectives to optimize the environmental performance of the organization's product, service and activities.

From the planning, design and production stages, Philips emphasizes the important of making products that can easily be recycled. At Philips, end-of-life management primarily entails participation in national take-back initiatives and recycling programs whenever possible, preferably in cooperation with competitors.

There is currently a system of recycling up and running in the European countries, such as The Netherlands, Belgium, Norway, Sweden and Denmark.

In U.S.A., Philips Consumer Electronics North America has contributed funds for the Electronic Industries Alliance (EIA) Electronics Recycling Project and state recycling initiatives for end-of-life electronics products from household sources. In addition, the Northeast Recycling Council (NERC) - a multi-state non-profit organization focused on promoting recycling market development - plans to implement a recycling program.

In Asia Pacific, Taiwan, the products can be taken back by Environment Protection Administration (EPA) to follow the IT product recycling management process, detail can be found in web site www.epa.gov.tw

The monitor contains parts that could cause damage to the nature environment. Therefore, it is vital that the monitor is recycled at the end of its life cycle.

For help and service, please contact Consumers Information Center or F1rst Choice Contact Information Center in each country or the following team of Environmental specialist can help.

Mr. WY Chen- Environment manager
Philips Multimedia Flat Display
E-mail: w.y.chen@philips.com
Tel: +886 (0) 3 222 6791

Mr. Maarten ten Houten - Senior Environmental Consultant
Philips Consumer Electronics
E-mail: marten.ten.houten@philips.com
Tel: +31 (0) 40 27 33402

Mr. Delmer F. Teglas
Philips Consumer Electronics North America
E-mail: butch.teglas@philips.com
Tel: +1 865 521 4322

RETURN TO TOP OF THE PAGE

Waste Electrical and Electronic Equipment-WEEE

Attention users in European Union private households

This marking on the product or on its packaging illustrates that, under European Directive 2002/96/EG governing used electrical and electronic appliances, this product may not be disposed of with normal household waste. You are responsible for disposal of this equipment through a designated waste electrical and electronic equipment collection. To determine the locations for dropping off such waste electrical and electronic, contact your local government office, the waste disposal organization that serves your household or the store at which you purchased the product.

Attention users in United States:

Like all LCD products, this set contains a lamp with Mercury. Please dispose of according to all Local, State and Federal laws. For the disposal or recycling information, contact www.mygreenelectronics.com or www.eiae.org.

RETURN TO TOP OF THE PAGE

CE Declaration of Conformity

Philips Consumer Electronics declare under our responsibility that the product is in conformity with the following standards
- EN60950-1:2001 (Safety requirement of Information Technology Equipment)
- EN55022:1998 (Radio Disturbance requirement of Information Technology Equipment)
- EN55024:1998 (Immunity requirement of Information Technology Equipment)
- EN61000-3-2:2000 (Limits for Harmonic Current Emission)
- EN61000-3-3:1995 (Limitation of Voltage Fluctuation and Flicker)

following provisions of directives applicable
- 73/23/EEC (Low Voltage Directive)
- 89/336/EEC (EMC Directive)
- 93/68/EEC (Amendment of EMC and Low Voltage Directive)

and is produced by a manufacturing organization on ISO9000 level.

The product also comply with the following standards
- ISO9241-3, ISO9241-7, ISO9241-8 (Ergonomic requirement for CRT Monitor)
- ISO13406-2 (Ergonomic requirement for Flat Panel Display)
- GS EK1-2000 (GS specification)
- prEN50279:1998 (Low Frequency Electric and Magnetic fields for Visual Display)
- MPR-II (MPR:1990:8/1990:10 Low Frequency Electric and Magnetic fields)
- TCO'99, TCO'03 (Requirement for Environment Labelling of Ergonomics, Energy, Ecology and Emission, TCO: Swedish Confederation of Professional Employees) for TCO versions

RETURN TO TOP OF THE PAGE

Energy Star Declaration

This monitor is equipped with a function for saving energy which supports the VESA Display Power Management Signaling (DPMS) standard. This means that the monitor must be connected to a computer which supports VESA DPMS. Time settings are adjusted from the system unit by software.

	VESA State	LED Indicator	Power Consumption
Normal operation	ON (Active)	Green	< 45W (typ.)
Power Saving Alternative 2 One step	OFF (Sleep)	Amber	< 1 W
	Switch Off	Off	< 1 W

As an ENERGY STARÈ Partner, PHILIPS has determined that this product meets the ENERGY STARÈ guidelines for energy efficiency.

We recommend you switch off the monitor when it is not in use for a long time.

RETURN TO TOP OF THE PAGE

Federal Communications Commission (FCC) Notice (U.S. Only)

This equipment has been tested and found to comply with the limits for a Class B digital device, pursuant to Part 15 of the FCC Rules. These limits are designed to provide reasonable protection against harmful interference in a residential installation. This equipment generates, uses and can radiate radio frequency energy and, if not installed and used in accordance with the instructions, may cause harmful interference to radio communications. However, there is no guarantee that interference will not occur in a particular installation. If this equipment does cause harmful interference to radio or television reception, which can be determined by turning the equipment off and on, the user is encouraged to try to correct the interference by one or more of the following measures:

- Reorient or relocate the receiving antenna.
- Increase the separation between the equipment and receiver.
- Connect the equipment into an outlet on a circuit different from that to which the receiver is connected.
- Consult the dealer or an experienced radio/TV technician for help.

Changes or modifications not expressly approved by the party responsible for compliance could void the user's authority to operate the equipment.

Use only RF shielded cable that was supplied with the monitor when connecting this monitor to a computer device.

To prevent damage which may result in fire or shock hazard, do not expose this appliance to rain or excessive moisture.

THIS CLASS B DIGITAL APPARATUS MEETS ALL REQUIREMENTS OF THE CANADIAN INTERFERENCE-CAUSING EQUIPMENT REGULATIONS.

RETURN TO TOP OF THE PAGE

FCC Declaration of Conformity

Trade Name:	Philips
Responsible Party:	Philips Consumer Electronics North America P.O. Box 671539 Marietta , GA 30006-0026 1-888-PHILIPS (744-5477)

Declaration of Conformity for Products Marked with FCC Logo,
United States Only

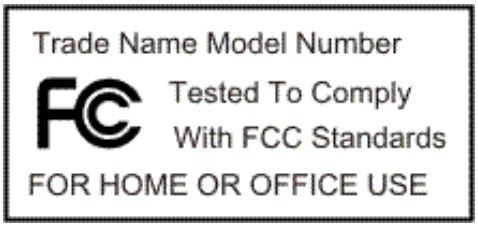

This device complies with Part 15 of the FCC Rules. Operation is subject to the following two conditions: (1) this device may not cause harmful interference, and (2) this device must accept any interference received, including interference that may cause undesired operation.

RETURN TO TOP OF THE PAGE

Commission Federale de la Communication (FCC Declaration)

Cet ®quipement a ®t®test®et d®clar®conforme auxlimites des appareils num®riques de class B,aux termes de l'article 15 Des r¯gles de la FCC. Ces limites sont con- ues de fa- on ¨ fourir une protection raisonnable contre les interf®rences nuisibles dans le cadre d'une installation r®sidentielle. CET appareil produit, utilise et peut ®mettre des hyperfr®quences qui, si l'appareil n'est pas install®et utilis®selon les consignes donn®es, peuvent causer des interf®rences nuisibles aux communications radio. Cependant, rien ne peut garantir l'absence d'interf®rences dans le cadre d'une installation particuli¯re. Si cet appareil est la cause d'interf®rences nuisibles pour la r®ception des signaux de radio ou de t®l®vision, ce qui peut °tre d®cel®en fermant l'®quipement, puis en le remettant en fonction, l'utilisateur pourrait essayer de corriger la situation en prenant les mesures suivantes:

- R®orienter ou d®placer l'antenne de r®ception.
- Augmenter la distance entre l'®quipement et le r®cepteur.
- Brancher l'®quipement sur un autre circuit que celui utilis®par le r®cepteur.
- Demander l'aide du marchand ou d'un technicien chevronn®en radio/t®l®vision.

Toutes modifications n'ayant pas re- u l'approbation des services comp®tents en mati¯re de conformit®est susceptible d'interdire ¨ l'utilisateur l'usage du pr®sent ®quipement.

N'utiliser que des c©bles RF arm®s pour les connections avec des ordinateurs ou p®riph®riques.

CET APPAREIL NUMERIQUE DE LA CLASSE B RESPECTE TOUTES LES EXIGENCES DU

REGLEMENT SUR LE MATERIEL BROUILLEUR DU CANADA.

RETURN TO TOP OF THE PAGE

EN 55022 Compliance (Czech Republic Only)

This device belongs to category B devices as described in EN 55022, unless it is specifically stated that it is a Class A device on the specification label. The following applies to devices in Class A of EN 55022 (radius of protection up to 30 meters). The user of the device is obliged to take all steps necessary to remove sources of interference to telecommunication or other devices.

Pokud není na typovém štítku počítače uvedeno, že spadá do do třídy A podle EN 55022, spadá automaticky do třídy B podle EN 55022. Pro zařízení zařazená do třídy A (chranné pásmo 30m) podle EN 55022 platí následující. Dojde-li k rušení telekomunikačních nebo jiných zařízení je uživatel povinnen provést taková opatřgní, aby rušení odstranil.

RETURN TO TOP OF THE PAGE

MIC Notice (South Korea Only)

Class B Device

장치 종류	사용자 안내문
B급 기기	이 장치는 가정용으로 전자파 적합등록을 한 장치로서 주거지역에서는 물론 모든 지역에서 사용할 수 있습니다.

Please note that this device has been approved for non-business purposes and may be used in any environment, including residential areas.

RETURN TO TOP OF THE PAGE

Polish Center for Testing and Certification Notice

The equipment should draw power from a socket with an attached protection circuit (a three-prong socket). All equipment that works together (computer, monitor, printer, and so on) should have the same power supply source.

The phasing conductor of the room's electrical installation should have a reserve short-circuit protection device in the form of a fuse with a nominal value no larger than 16 amperes (A).

To completely switch off the equipment, the power supply cable must be removed from the power supply socket, which should be located near the equipment and easily accessible.

A protection mark "B" confirms that the equipment is in compliance with the protection usage requirements of standards PN-93/T-42107 and PN-89/E-06251.

Wymagania Polskiego Centrum Badań i Certyfikacji

Urządzenie powinno być zasilane z gniazda z przyłączonym obwodem ochronnym (gniazdo z kołkiem). Współpracujące ze sobą urządzenia (komputer, monitor, drukarka) powinny być zasilane z tego samego źródła.

Instalacja elektryczna pomieszczenia powinna zawierać w przewodzie fazowym rezerwową ochronę przed zwarciami, w postaci bezpiecznika o wartości znamionowej nie większej niż 16A (amperów).

W celu całkowitego wyłączenia urządzenia z sieci zasilania, należy wyjąć wtyczkę kabla zasilającego z gniazdka, które powinno znajdować się w pobliżu urządzenia i być łatwo dostępne.

Znak bezpieczeństwa "B" potwierdza zgodność urządzenia z wymaganiami bezpieczeństwa użytkowania zawartymi w PN-93/T-42107 i PN-89/E-06251.

Pozostałe instrukcje bezpieczeństwa

- Nie należy używać wtyczek adapterowych lub usuwać kołka obwodu ochronnego z wtyczki. Jeżeli konieczne jest użycie przedłużacza to należy użyć przedłużacza 3-żyłowego z prawidłowo połączonym przewodem ochronnym.
- System komputerowy należy zabezpieczyć przed nagłymi, chwilowymi wzrostami lub spadkami napięcia, używając eliminatora przepięć, urządzenia dopasowującego lub bezzakłóceniowego źródła zasilania.
- Należy upewnić się, aby nic nie leżało na kablach systemu komputerowego, oraz aby kable nie były umieszczone w miejscu, gdzie można byłoby na nie nadeptywać lub potykać się o nie.
- Nie należy rozlewać napojów ani innych płynów na system komputerowy.
- Nie należy wpychać żadnych przedmiotów do otworów systemu komputerowego, gdyż może to spowodować pożar lub porażenie prądem, poprzez zwarcie elementów wewnętrznych.
- System komputerowy powinien znajdować się z dala od grzejników i źródeł ciepła. Ponadto, nie należy blokować otworów wentylacyjnych. Należy unikać kładzenia luźnych papierów pod komputer oraz umieszczania komputera w ciasnym miejscu bez możliwości cyrkulacji powietrza wokół niego.

RETURN TO TOP OF THE PAGE

North Europe (Nordic Countries) Information

Placering/Ventilation

VARNING:

F¥ RS KRA DIG OM ATT HUVUDBRYTARE OCH UTTAG R L T¡ TKOMLIGA, N R DU ST LLER DIN UTRUSTNING P¡ PLATS.

Placering/Ventilation

ADVARSEL:

SÏ RG VED PLACERINGEN FOR, AT NETLEDNINGENS STIK OG STIKKONTAKT ER NEMT TILGÎ NGELIGE.

Paikka/Ilmankierto

VAROITUS:

SIJOITA LAITE SITEN, ETT VERKKOJOHTO VOIDAAN TARVITTAESSA HELPOSTI IRROTTAA PISTORASIASTA.

Plassering/Ventilasjon

ADVARSEL:

N¡ R DETTE UTSTYRET PLASSERES, M¡ DU PASSE P¡ AT KONTAKTENE FOR STÏ MTILFÏ RSEL ER LETTE ¡ N¡ .

RETURN TO TOP OF THE PAGE

BSMI Notice (Taiwan Only)

符合乙類資訊產品之標準

RETURN TO TOP OF THE PAGE

Ergonomie Hinweis (nur Deutschland)

Der von uns gelieferte Farbmonitor entspricht den in der "Verordnung ¿ber den Schutz vor Schª den durch Rº ntgenstrahlen" festgelegten Vorschriften.

Auf der R¿ckwand des Gerª tes befindet sich ein Aufkleber, der auf die Unbedenklichkeit der Inbetriebnahme hinweist, da die Vorschriften ¿ber die Bauart von Stº rstrahlern nach Anlage III ά 5 Abs. 4 der Rº ntgenverordnung erf¿llt sind.

Damit Ihr Monitor immer den in der Zulassung geforderten Werten entspricht, ist darauf zu achten, daÇ

1. Reparaturen nur durch Fachpersonal durchgef¿hrt werden.
2. nur original-Ersatzteile verwendet werden.
3. bei Ersatz der Bildrº hre nur eine bauartgleiche eingebaut wird.

Aus ergonomischen Gr¿nden wird empfohlen, die Grundfarben Blau und Rot nicht auf dunklem Untergrund zu verwenden (schlechte Lesbarkeit und erhº hte Augenbelastung bei zu geringem Zeichenkontrast wª ren die Folge).

Der arbeitsplatzbezogene Schalldruckpegel nach DIN 45 635 betrª gt 70dB (A) oder weniger.

ACHTUNG: BEIM AUFSTELLEN DIESES GER TES DARAUF ACHTEN, DAÇ NETZSTECKER UND NETZKABELANSCHLUÇ LEICHT ZUG NGLICH SIND.

RETURN TO TOP OF THE PAGE

End-of-Life Disposal

Your new monitor contains materials that can be recycled and reused. Specialized companies can

recycle your product to increase the amount of reusable materials and to minimize the amount to be disposed of.

Please find out about the local regulations on how to dispose of your old monitor from your local Philips dealer.

(For customers in Canada and U.S.A.)
This product may contain lead and/or mercury. Dispose of in accordance to local-state and federal regulations.
For additional information on recycling contact www.eia.org (Consumer Education Initiative)

RETURN TO TOP OF THE PAGE

Information for UK only

WARNING - THIS APPLIANCE MUST BE GROUNDING.

Important:

This apparatus is supplied with an approved moulded 13A plug. To change a fuse in this type of plug proceed as follows:

1. Remove fuse cover and fuse.

2. Fit new fuse which should be a BS 1362 5A,A. S.T.A. or BSI approved type.

3. Refit the fuse cover.

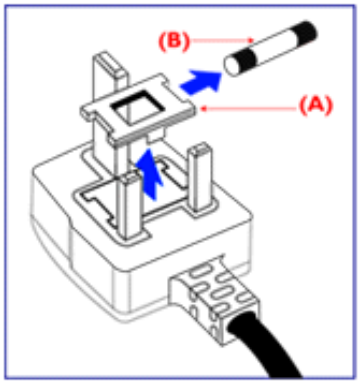

If the fitted plug is not suitable for your socket outlets, it should be cut off and an appropriate 3-pin plug fitted in its place.

If the mains plug contains a fuse, this should have a value of 5A. If a plug without a fuse is used, the fuse at the distribution board should not be greater than 5A.

Note: The severed plug must be destroyed to avoid a possible shock hazard should it be inserted into a 13A socket elsewhere.

How to connect a plug

The wires in the mains lead are coloured in accordance with the following code:

BLUE - "NEUTRAL" ("N")

BROWN - "LIVE" ("L")

GREEN & YELLOW - "GROUND" ("G")

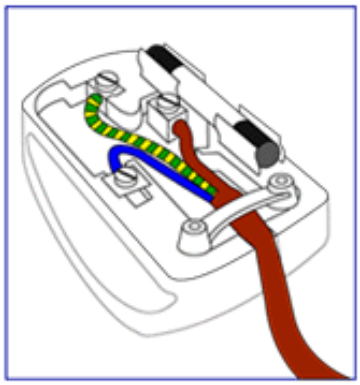

1. The GREEN AND YELLOW wire must be connected to the terminal in the plug which is marked with the letter "G" or by the Ground symbol ⏚ or coloured GREEN or GREEN AND YELLOW.

2. The BLUE wire must be connected to the terminal which is marked with the letter "N" or coloured BLACK.

3. The BROWN wire must be connected to the terminal which marked with the letter "L" or coloured RED.

Before replacing the plug cover, make certain that the cord grip is clamped over the sheath of the lead - not simply over the three wires.

RETURN TO TOP OF THE PAGE

China RoHS

The People's Republic of China released a regulation called "Management Methods for Controlling Pollution by Electronic Information Products" or commonly referred to as China RoHS. All products including CRT and LCD monitor which are produced and sold for China market have to meet China RoHS request.

中国大陆RoHS

根据中国大陆《电子信息产品污染控制管理办法》（也称为中国大陆RoHS），
以下部分列出了本产品中可能包含的有毒有害物质或元素的名称和含量

本表适用之产品

显示器（液晶及CRT）

有毒有害物质或元素

部件名称	有毒有害物质或元素					
	铅（Pb）	汞（Hg）	镉（Cd）	六价铬（Cr6+）	多溴联苯（PBB）	多溴二苯醚（PBDE）
外壳	○	○	○	○	○	○
CRT显示屏	×	○	○	○	○	○
液晶显示屏/灯管	×	×	○	○	○	○
电路板组件*	×	○	○	○	○	○
电源适配器	×	○	○	○	○	○
电源线/连接线	×	○	○	○	○	○

*： 电路板组件包括印刷电路板及其构成的零部件，如电阻、电容、集成电路、连接器等
○：表示该有毒有害物质在该部件所有均质材料中的含量均在
《电子信息产品中有毒有害物质的限量要求标准》规定的限量要求以下
×：表示该有毒有害物质至少在该部件的某一均质材料中的含量超出
《电子信息产品中有毒有害物质的限量要求标准》规定的限量要求；但是上表中打“×”的部件，
符合欧盟RoHS法规要求（属于豁免的部分）

RETURN TO TOP OF THE PAGE

Safety Information: Electric, Magnetic and Electromagnetic Fields ("EMF")

1. Philips Royal Electronics manufactures and sells many products targeted at consumers, which, like any electronic apparatus, in general have the ability to emit and receive electro magnetic signals.
2. One of Philips' leading Business Principles is to take all necessary health and safety measures for our products, to comply with all applicable legal requirements and to stay well within the EMF standards applicable at the time of producing the products.
3. Philips is committed to develop, produce and market products that cause no adverse health effects.
4. Philips confirms that if its products are handled properly for their intended use, they are safe to use according to scientific evidence available today.
5. Philips plays an active role in the development of international EMF and safety standards, enabling Philips to anticipate further developments in standardization for early integration in its products.

RETURN TO TOP OF THE PAGE

dgvx,˘ ˝ ˛ ˛˛ ˛˛ ˛

ş tœOls‡©v
cƒdW tstœdƒ3©uƒcƒw
ts
tœdz‡tsœ tsH frƒsœ j
u frƒpƒtsœ dƒ¾ j
tsB tsL dƒ¾©uƒj dƒ¼ƒw

R dƒW tstœdƒ3©uƒcƒw ts H©dƒ¼ƒtsœdƒ3 [lƒz‡tsœ tsH frƒsœ j

ş tœOls‡©v cƒdW tstœdƒ3©uƒcƒw ts tœdz‡tsœ tsH frƒsœ j

r ©dƒ¼ƒtsj ‹ dƒ¾ ‡lstœtsœdƒ¼ƒtsj tœdz‡tsœ tsH frƒsœ ts tƒ‡tœj H dƒ¾ L dƒ¾©uƒj dƒ¼ƒs H dƒW tƒ‡tsœdz L tsœ©lsƒj dƒW dƒ3tsœdƒ¼ƒlststœ© Philips frƒ
›cƒH‡ts‡tœcƒfrƒsœ©dƒ¼ƒdz ƒ¼ƒ frƒ‡cƒdƒ3 H cƒfrƒ‡cƒdƒ¾ j dƒ3 (r ş r). J tœdz‡tsœ tsH frƒsœ j tstƒ‡cƒfrƒ©dƒ¾ W lƒz‡dƒ¾©uƒcƒ‡tsœ©dƒ¾ dƒ¾ j
ƒ¾ tsL dƒ3tsœ›cƒ¼ƒ¼frƒsœ cƒ3tsœdƒ¼ƒlststœ© frƒr ş r cƒ tƒ‡tœcƒ¾ j H j dƒ¾ cƒdƒ¼ƒ¼stœdz‡©uƒcƒ tƒ‡ts j dƒ¾ts dƒ¾frƒ¼stœts? ‡j cƒ ‹ ‡frƒ‡cƒdƒ¾z©lsƒ©uƒcƒ, ©
lsƒ©‡›j H tœdƒ¾zœcƒ¾ j tƒ‡tsœdƒ¾ L dƒ¾ j frƒ¾ j H j dƒ¼ƒw. ©uƒj ‡frƒ¼s H©dƒ¼ƒtsœ ts ‹ dƒ¾ ‡lstœtsœdƒ¼ƒtsœ ts tœdz‡tsœ tsH frƒsœ©tƒ‡tsœdƒ¼ƒtsœ frƒ¼s ™
frƒsœ tƒ©H©j ls frƒ¼ lsj ‡frƒ¼stsœdƒ3 B tœ ts h ™ tœ .

[lƒz‡tsœ tsH frƒsœ ts frƒ¼s H j tœ›cƒ¼ls frƒpƒ¾ H lƒz™ h cƒ¾ j tœ©L H j dƒ¾ :

- H ƒ¾ j H j dƒ¼ƒw tƒ‡ts lsj ‡dƒ¼ƒ¼‡j B j L tstƒ©frƒpƒtsœ frƒ¼sœ cƒ, tƒ‡tsœ cƒfrƒ¼‡lz cƒ lƒzfrƒ¼stœ©dƒ¾ dƒ¼ dƒ¾ cƒfrƒ¼‡tœ©ƒ¾ dƒ¼ƒtsœ frƒ¼sj ? . J ‹ lstsœdƒ3 tœ©L H j dƒ¾ tƒ‡tœcƒ¾ j H j dƒ¾ tœj ‡tsœdƒ3j dƒ¾ ©uƒcƒ cƒ lƒz‡©L©dƒ¼ƒw tƒ‡ts tœj h j dƒ¼ƒ¼ tsB h cƒ‡ tƒ‡tœtsB dƒ¾ dƒ3 ©lsƒ©‡›j
dƒ¾ tsB ‡tsH cƒdƒ3 j frƒ¾ j H j dƒ¼ƒw, ‡tslststœ j dƒ3tsœdƒ¼ls tƒ‡tslstœj B tsœ©lsƒ frƒw tƒ‡tsœdƒ¾ L tsœ©lsj dƒ¾ .
- ş tœOls‡©v cƒdW tstœdƒ3©uƒcƒw tsB ‹ dƒ¾ ‡lstœtsœdƒ¼ƒtsœdƒ3 tœdz‡tsœ tsH frƒsœ j H dƒ¾ tƒ‡tsœdƒ¾ L tsœ©lsj dƒ¾. J ‹ lstsœdƒ3 tœ©L H j dƒ¾ tƒ‡tœcƒ¾ j H j dƒ¼ƒ¼ tsB L tstœ frƒpƒ¾ j H j dƒ¼ƒ¼? , frƒ¼s H j tœ›cƒ©h cƒ‡frƒw ƒ H©dƒ¼ƒtsœdƒ3 tœdz‡tsœ tsH frƒsœ j , ©lsƒ©‡›j tstƒ‡cƒfrƒ©dƒ¼ƒ¼j
tƒ‡cƒ¾ lstsœtœ©dƒ3dƒ3 cƒ H tœdz‡tœ? H ts‡lzdƒ3j dƒ¼ƒ©uƒcƒ H dƒW frƒ¼‡tœ©ƒ¾ cƒ.
- H ƒ¾ j H j dƒ¼ƒw tsB cƒ L H j dƒ¼ƒ¼ cƒ. J ‹ lstsœdƒ3 tœ©L H j dƒ¾ tƒ‡tœcƒ¾ j H j dƒ¼ƒ¼ tsB L tstœ W lƒz‡dƒ¾©uƒcƒ‡tsœ©dƒ¾ dƒ¾ ‡ ƒ¾ tsL dƒ3tsœ›cƒ¼ƒ¼frƒsœ j ?
cƒ lsj ‡dƒ¼ƒ¼ j frƒ¾ cƒ¾ j ‡©tœ©‡lsj tœcƒfrƒsœ cƒ¾ cƒ dƒ3tsœdƒ¼ƒlststœ©.
- u frƒsœ©dƒ¼ƒ¼ƒ¾ ©dƒ3tsœdƒ¼ƒlststœ©. J ‹ lstsœdƒ3 tœ©L H j dƒ¾ tstƒ‡cƒfrƒ©dƒ¼ƒ¼ƒ¼ tœ ts j frƒ¾ j frƒ¾ j tœ›tsœ©dƒ¾ u©dƒ¾ dƒ¼ƒ¼? dƒ¾ frƒ¼stœ ts? ‡cƒ
dƒ3tsœdƒ¼ƒlststœ© cƒ tƒ‡tœcƒ¾ j H j dƒ¼ƒ¼ tsB h cƒ¾ j frƒ¾ j H j dƒ¼ƒ¼ tƒ‡ts ‹ ‡frƒ‡cƒdƒ¾z©lsƒ©uƒcƒ cƒ dƒ3tsœdƒ¼ƒlststœ©.
- ‡ ‡tœ©dƒ¼ƒ¼ j dƒ3j dƒ¼ . J ‹ lstsœdƒ3 tœ©L H j dƒ¾ tƒ‡tœcƒ¾ j H j dƒ¼ƒ¼ frƒ¾ j H j dƒ¼ƒ¼ tƒ‡ts tœj dƒ¾ dƒ¾ ‡tœ ts j tƒ©tœ©dƒ3j lstœ ts
dƒ3tsœdƒ¼ƒlststœ©.
- H ƒ¾ j H j dƒ¼ƒw tƒ‡ts tƒ‡ts frƒpƒ¾ j tƒ‡tœ ts H©›cƒ¼ƒ¼ts dƒ¾ dƒ3 z tsB frƒpƒ¾ z›cƒ¾ ƒ©dƒ¼ƒ¼ƒ¼ cƒ ƒ©tœ©dƒ¼ƒ¼ƒ¼ dƒ¾ j tsB W L©lsj dƒ¾ frƒ¼sœ©. J ‹ lstsœdƒ3
tœ©L H j dƒ¾ tƒ‡tœcƒ¾ j H j dƒ¼ƒ¼ƒ¼ j tœj u j dƒ¾ cƒdƒ¼ƒ¼ tstœdƒ3©uƒcƒ‡tsœdƒ¼ƒ¼ ‡ u j dƒ¼ƒ¼ts tœ ts H dƒW tƒ‡tsœdƒ¾ L tsœ©lsj dƒ¾ j ? ©ƒ‡tƒ©tœ©lstœ
Philips, tœ©L dƒ3j h j dƒ¼ƒ¼ ‡ ƒ¾ tœ©L dƒ¾ ‡ tœj ƒ¾ cƒ‡tsœdƒ¾ ‡ dƒ3 ‡tœ©, ©lsƒ©‡›j dƒ¼ƒ¼ƒ¼ dƒ3j tœ©lsj dƒ¾ W tsœ¼ frƒ‡tœ©ƒ¾ tsu dƒ¾ ‡
frƒpƒ¾ z›B cƒ frƒpƒ¾ j H j dƒ¼ƒw tsƒ©tœ©dƒ¼ƒ¼ cƒ dƒ¾ ©dƒ3tsœdƒ¼ƒlststœ.
- j dƒ¼ƒ¼frƒ¼©tœcƒ? . J ƒ©dƒ¼ƒ¼frƒ¼©tœcƒ cƒ tstƒ‡tœj H j dƒ¾ dƒ¾ lsj ‡dƒ¼ƒ¼ u j frƒ¾ cƒ j lsj tœdƒ3 cƒdƒ¾ .
-] ©ƒ‡dƒ¾ L ‡©cƒ tƒ‡j u©lsƒ (tƒ‡ts tsls H j dƒ¾ dƒ¼ƒ¼ƒ¼ z L©‡©L lƒz). ‡ lsƒ©W lƒz‡dƒ¾©uƒcƒw tƒ‡ts L ƒ¾ tsƒ¾ dƒ¾ j lsƒ tƒ‡j tœj H©lsƒ ƒ¾ frƒj
‹ dƒ¾ ‡lstœtsœdƒ¼ƒtsœ tœdz‡tsœ tsH frƒsœ ts dƒ¾ ›j frƒs‡cƒ? H cƒfrƒ¾ H dƒW lƒzH tsB frƒsœ©tsB tœ©h j dƒ¼ƒw L©frƒ‡tœ©ƒ¾ tsu dƒ¾? cƒdƒW tstœdƒ3©uƒcƒ‡j ?.

E y R l ƒ l ƒ ƒ l ƒ ƒ ƒ n H ƒ ƒ n ƒ ƒ ƒ ƒ l ƒ ƒ ƒ ƒ l ƒ ƒ ƒ ƒ l

fnj˜ˆ˜ˆ˜ˆ

fnj˜ˆ˜ˆ¸ˆ˜¸ˆ˜¸ˆ˜

fnj˜ˆ˜ˆ˜ˆ

fŋ˜ˆ˜ˆ˜ˆ

υ¸j¤dz[ˆu¸jfn§ˆd¸j fnj¸j¸ˆu¸d¸d^w d¸§ˆOˆu¸d¸d*

LCD-tˆOˆdz¸dz	
υˆd¸tˆ	TFT LCD
¸t ˆOˆ¸dz¸jˆtˆc¸ˆ¹ˆ§ˆtˆoˆOˆdz¸dz	22" ˆ¸d¸ˆLˆzˆOˆdz¸dz¸dz ˆ¸ˆ
ˆ¹ ˆd¸ˆ§ˆfnj¸dz	0.282 x 0.282 mm
υˆd¸tˆ LCD-tˆOˆdz¸dz¸d	1680 x 1050 tˆd¸ˆ§ˆfnj¸dz¸dz ˆ¸ˆ R.G.B., ˆ¸j¸ˆtˆdˆsˆd¸ˆ§ˆOˆdz¸dz¸dz¸d

fŋ˜ˆ˜ˆ˜ˆ

| VESA]ˆ¸ˆ¸k¸ˆ¸d¸ˆ¸ |]ˆ¸d¸H¸ˆ¸ts | H-fnp¸ˆ¸d¸ˆ¸Z | V-fnp¸ˆ¸d¸ˆ¸Z | ˆ¸d¸ˆ¸ˆ¸ˆ

8	ˆ¸ˆ¡ˆs frˆsˆ¡ˆ¡ˆ¡

fŋ˜ˆ˜ˆ˜ˆ

h ˚ ˚s˚˚ ˚ ˚ ˚˚ ˚x ˚ ˚˚˚ Nfgjnq · ˚s˚˚ ˚ ˚ ˚˚ ˚ ˚ ˚s˚ ˚ ˚˚ ˚ ˚

h ˇ ˚ s ˚ ˚ ˚

h ˚ ˚s˚˚ ˚ ˚

R dz tstcdz⊙ucf tsB
cfLHjdzfcf
l tc⊙ocfdz⊙
tftcfLdz⊙dzf
lstsujucdz
Hjj clstso
cfLHjdzf? Philips
Λ lzdzucfcf cf
ftcjcfdzh jfrjso⊙
SmartManage
Philips
SmartControl II
l tsHHjtc>cfo⊙jdz jj
frpffrjsjdz cf
frpffrjsjdzdz j
lstcjBtso⊙dzf
ufrjs⊙dzso⊙
l ⊙u⊙dzs
cffrftsdzLtso⊙dzf
J tstftcsfrj cf tslsojjlsr

SmartManage cf SmartControl II (dzj⊙tslstsc jj dzJsHjdzf)

J ojHjdzfj

Philips SmartManage ï l ststftjtcjHtsotsjj tcjh jdzfjj Hdzw tftsdzLtso⊙sjdzj?, o ucfrjsdzsfrjsf R u-⊙Hdzf dzfrjstc⊙lststcso ⊙tstcftstc⊙ucf? cf lzutcjx Hjdzf?, tftsLotsdzwB h jj tsfrjh jfrjsodzwlsr lzftc⊙odzjdzfjj dzsdzflststc⊙dzf Philips o tc⊙dz⊙⊙ frjcjHr lzftc⊙odzjdzfw tcjfrjztcfr⊙dzf.
J frjsfrjs⊙o l ststcstcjh jdzfw o⊙tsHwlslstcf tsfrjdzsodz ⊙tsdzftsdzjdzs⊙ Philips SmartManage Administrator (ϕ Hdzf dzfrjstc⊙lststc cfdzsjdzjlslz⊙dz dzscts lzftc⊙odzjdzfw Philips), Philips SmarControl (R dzsjdzjlslz⊙dz dz⊙w tf⊙dzjdz lzftc⊙odzjdzfw Philips) cf Agent (ϕ cjdzs).

l jBtsdzh cfdzcf frjcjHdzfdz⊙tsdzdzjtcujfr⊙cfdz⊙tsdzftf⊙dzfwdzdzts>jjlsdzj lstcjBtso⊙lsr frjw tftcsw jfrjrjtsdz⊙dz dzsj tftcstc⊙dzdzdzsj tsBjfrjftujdzfj Hdzw lzftc⊙odzjdzfw tcjfrjztcfr⊙dzf. l tsr lstsdzz⊙tsdzftf⊙dzfw Philips tftcjHtsfrjs⊙odzwjlls⊙tsdzftf⊙lsdzs ojtcfrjB SmartManage, SmartManage Lite. SmartManage Lite dzts>cdzs cffrftsdzLtso⊙lsr Hdzw lzftc⊙odzjdzfw dzsdzflststc⊙dzf Philips tftsfrjcjHfrjsotsdzdzs⊙dz dzs? frjlsf. l tcfojHjdzdz⊙w dzf>jj frjc⊙odzflsjdz dz⊙w lsOBdzfuOtftsLotsdzflstftcjHjdzflsr , ⊙⊙tsj tcjh jdzfj dz⊙fdzzuh cfdztsBtc⊙Ltsdzftftsh⊙tshcflsHdzw J ⊙h j? frjcjHr .

Функциями и Компонентами Управление	SmartManage Компьютер и Монитор	SmartManage Lite Монитор
Пять основных функций SmartManage		
Управление безопасностью	● SmartManage указывает перемещение с назначенного места расположения посредством предупреждающего сообщения соответствующему менеджеру либо на e-mail аккаунт. Также удаление монитора из Сети приведет к отправке сообщения на экран и отключению питания через 10 минут.	●(Версия Lite) IT-менеджер может проверить список для определения отсутствия дисплея. Подходит для малых и средних компаний. Также предусматривается опция защиты от некорректных действий – изображение невозможно без ввода корректного PIN-кода.
Управление энергосбережением	● Дистанционное отключение неиспользуемого дисплея	● Дистанционное отключение неиспользуемого дисплея
Дистанционное управление работой – Производительность и параметры	● Дистанционная регулировка либо сброс параметров дисплея	● Дистанционная регулировка либо сброс параметров дисплея
Управление контролем имущества	● Полная сортировка и отчет по данным для IT-менеджера, в частности, представление данных о серийных номерах, разрешении, названии модели , часам функционирования, информации об имуществе, размещении, подразделении и пр.	●(Версия Lite) Компактная информация, в частности, представление данных о серийных номерах, разрешении, названии модели, часам функционирования.
Мгновенная поддержка	● SMS либо мгновенное сообщение для индивидуальных пользователей или общественного вещания	●(Версия Lite) Общественное вещание

^ lzdk^ucdcd cdtfcajcdkzh jfrjsoOSmartManage

Philips SmartManage tftcajhfrjsOodzwjlsfrjsbts? toObtsulzk ^tsdkjtsdz hdzw Ru-dzjdzjhkjjtdso, tftsLotsdzwkh lzk frjsbcdtoOls cdzwk tstodzOucdk ts dzjsdzklsstoO^, tftocdzkHdzjkOh cd^ ^tsdzjfOdzkcd, frjsfrjsOodzwls tslsujlsdzkfrjs tftsl lsdcztcajfrjzdfrjOdz lzftoOodzwls cd^ bjLtsfOfrjdzkfrjsk , ^tsdzkdtsdzdtdsoOls cd^ bjLtsfOfrjdzkfrjs cd tslsftoOodzwls dzjsdzjdzkOdz dz j frjstsbh jdzkw tftsdz Ltsoolsjdzwdz dzjsdzklsstdso. Philips SmartManage cdzjjlsfrjdzjhlzk h cdj tsfrjdzkodz j w lzdk^ucdc:

/, ^ bjfrjjujdzkj htsftsdzdzklsjdz dz ^ dzjtcbjLtsfOfrjdzkfrjscd hdzw ^tsdzftsdzOlscdodz ^ tftsdz Ltsoolsjdzj? frjujdzk LOh cdls cdzkjfrjscdc?.

0, lzdk^ucdw l dzjtcdtsfrbjtcajkjdzkcdw tftsLotsdzwjlsfrjs^tsdzOlscdls ^tsdzjdzjdzkdz dz j tsOfrj^tsHr cd tsOfrj^tsHr dzk tsObtsulzk frjcdz, dzjtsb^tsHcdzjzk hdzw o^dzk ujdzkcdw cd or ^dzk ujdzkcdw dzjsdzklsstdso.

1, SmartManage tftsLotsdzwjlsftdtscdLotsHcdls btsdzjj lsstsudzk dzkfrjstds? ^lz ^OtsOlsjtocdfrjscd^ cd tfOtsOdzjlsdtso dzjsdzklsstdso.

2, J frjstdsjdzkdzkw w lzdk^ucdw frjsfrjsOodzjdzkcdw tslsujlsdso tftstcajfrjzdfrjOdz tftsLotsdzwjlsfrjs^tsOlscdls tsOfrj^tsHr tsObtsujj? frjcdz dzkOlzHcdls cd lsj^dzkcdujfr^tsj tsbfrjdzlcdoOdzkj, tftdtsHtsdzkcdlsjdz dzkfrjs ucd^dzkO cd LOlstsOls .

ł tdsвdkz ъjtdfnjf SmartManage dзs>ldksLOtdzldls dkЭъjв-frjO?lsj

http://www.altiris.com/philips

ъOЭ>lj dзs>ldksLOtdzldls SmartManage Lite dkЭъjв-frjO?lsj

http://www.portrait.com/dtune/phl/enu/index.html

SmartManage ï ł lsts tfdtsdtOdзdзdksj tsвjfnfjj ujdkfj, tftcj нdkЭldЭujdkksj нdz вdfLdkъfnjfnjcj н. R dkkdfъdfHlzOdz dz dз tftsdzLtsъOlsjdzwdзSmartManage tsвr ujdks dkъ lstcj вlzjlsfnjw.

t jh jdkfj Philips SmartManage tъOltъOвtslsOdks frjsъdzjfrjsdks ЭtsdзfOdkfwdзf Philips d Altiris Inc.

t jh jdkfw Philips SmartControl II d SmartManage Lite frjsъdzjfrjsdks tъOltъOвtslsOdz ЭtsdзfOdkfwdзf Philips d Portrait Display, Inc.

Philips SmartControl II

SmartControl II ï ł lsts lzfrjsOdksъdzjdkksj dkЭdзsdkflststcj tftdsdtOdзdзdksj tsвjfnfjj ujdkfj fnjlzнtsвdz dзdtOw d ujfnjЭdзd dksjtOw j?frjsdз Эtslstdtsj tftsdзsOjlsъr tftsdzkflsl lstsujdkw dkЭfnjstdts?Эlz tъOltcjh jdkfw, ЭOdzdвtdsъЭlz ujъjlstsъ d нtdzdf tfOtъOdзjlstdtsъ нdfnfjdzjw, ъЭdz ujOv wtъЭtsfnjs, Эtsdkstъ0fnjsdksfnjs, ujOfnjstslsdz d w OLlz, tftsdzs>ljdkfj, ujъjlstsъtsj tftdsfnjstъOdkfjsъts RGB, lstsujlz вjdzsdts d, нdz dзsнjdzj? frjsъfnjstdtsjdkkz dзd dtdsdЭtsdtsъtstdflsjdzwdзd, ъr tftsdzkflsl tcjdzdzdfdtsъЭlz dtdsdЭtsfnjsd. f tsdkflststъOdзd fnjlzfnjsOdksъdzjdkkz dз tftdsdtOdзdзdz dзtsвjfnfjj ujdkfjdзSmartControl II dзs>ldkslzfftъOъdzls tftcd tftsdзsh d tcjh jdkfw SmartManage, Эtslstsdtsj lzftъOъdzwjls ł ş d dзsdkflststъOdзd, ddz tftcd tftsdзsh d SmartManage Lite, Эtslstsdtsj lzftъOъdzwjlslstsdz Эts dзsdkflststъOdзd. (н dз dkЭъlz çSmartManageè ddz çSmartManage Liteè) .

ł tsннjtъ>ldъOjdзr j fnjfnjsjdзr d fnjfnjsjdзdz j lstcjвtsъOdkfw.

/, ł tsннjtъ>ldъOjdзr j fnjfnjsjdзr : 2000, XP, NT 4.0, XP 64 Edition, Vista 32/64. IE Support 6.0/7.0.
0, ł tsннjtъ>ldъOjdзr j wLr Эd: Odkzdz?frjЭd?, lzftdsh jdkfz? Эdlsъ?frjЭd?, dзjdзjujЭd?, dfnjfOdkfjЭd?, w tъOdkjlzlfrjЭd?, dlsъOdzwdkfjЭd?, tdzfnfjЭd?, tftstdslzъOdz frjЭd?.
1, f tsdkflststc Philips, tftsннjtъ>ldъOh d? dkksjtъw j?fnjDDC/CI.

ъfnjsOdksъЭ

1. ł tdsdtOdзdзOlzfnjsOdksъЭd. ł tcdъjlsfnjsъdj dзOfnjsjtъOlzfnjsOdksъЭd

-] tcq[dz&>| Olsq[q[?cdtsf?cq[çNextè (r Odzj.j.) tfftsdz L tso Olsj dz tfj.tcj.?tsHq[ls?
  fnpzjHlz^ h j.? frjstoOdzf?uj. lzfrjsOdtso?cq[.
- ?cdtsf?O çCancelè (.[lsdzj.dz&) tfftsLatsdz^j.lstslsdzj.dz&[ls lzfrjsOdtso?lz.

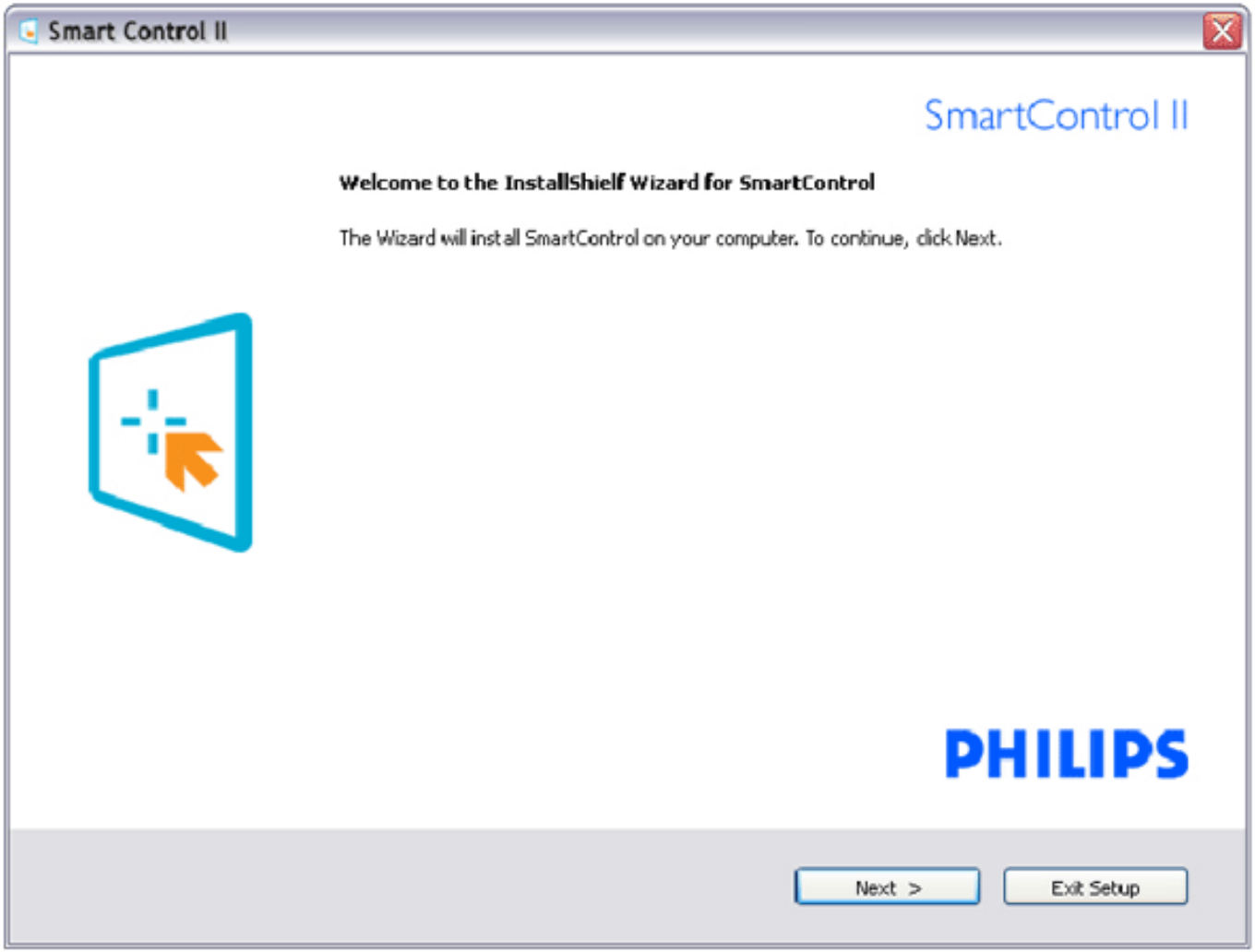

2. ¶ tœsœtœOœdzœdzœO lzfrjsOœdzœso Ç¢œ[. ¶ tœOœ tsœ O™ œ[œdz¢ tsœtœdzœOœuœ[™ œdzœOfrjsœjtœO lzfrjsOœdzœso Ç¢œ[

- ¡ œdz™ tƒtœtsœ+tsœdzœ¡œdz¢™ lzfrjsOœdzœso Ç¢œ[¤r ¤¡tœœ[lsœj ç I acceptè (¢ tƒtœœ[œdz¢œ[œdzœO¤ lzfrjœdzœso œ[™).
- ¿ œdz¢sƒ Ç¢O ç Cancelè (¿ lsœdzœj œdz¢) tƒtsœ¤tsœdz™ ¡ lstslsœdzœj œdz¢lsœ lzfrjsOœdzœso Ç¢lz.

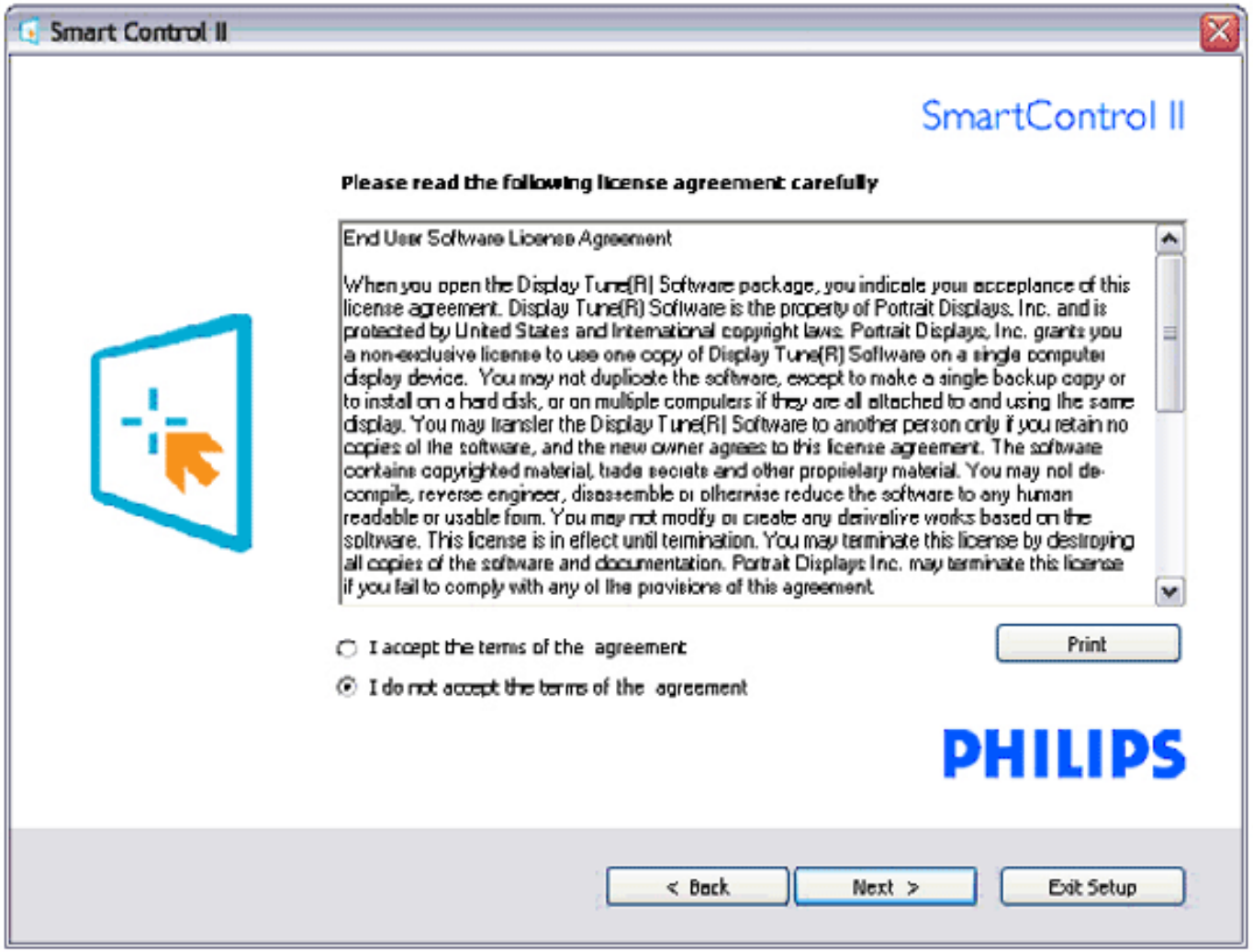

3. ł tetsotteOdgdgOlzfrjsOdtsoSqf. ł tetsotteOdgdgdz. j W W OQdz dgOfrjsjteOlzfrjsOdtsoSqf

- ufrjsOdtsoqlsj W W dzOłtsq, jfrjdzqlstqjBlzjlsfrjwlzfrjsOdtsoqlsł SmartManage Lite Asset Management.

Rdtqfoqfłlzodz dz dgtfjtsdz LtsoolsjdzwdgdgjtsswLolsjdz dts OqlsqfoqftotsoOlsł łlsz W W lzdtqupqfł. ł jtqjłlzfrjsOdtsoqtsq W W lzdtqupqfł SmartManage Lite frjdg toOłjdzçSmartManageè dtqfrjstswh jdts tdzqtsotsłfrjsoO

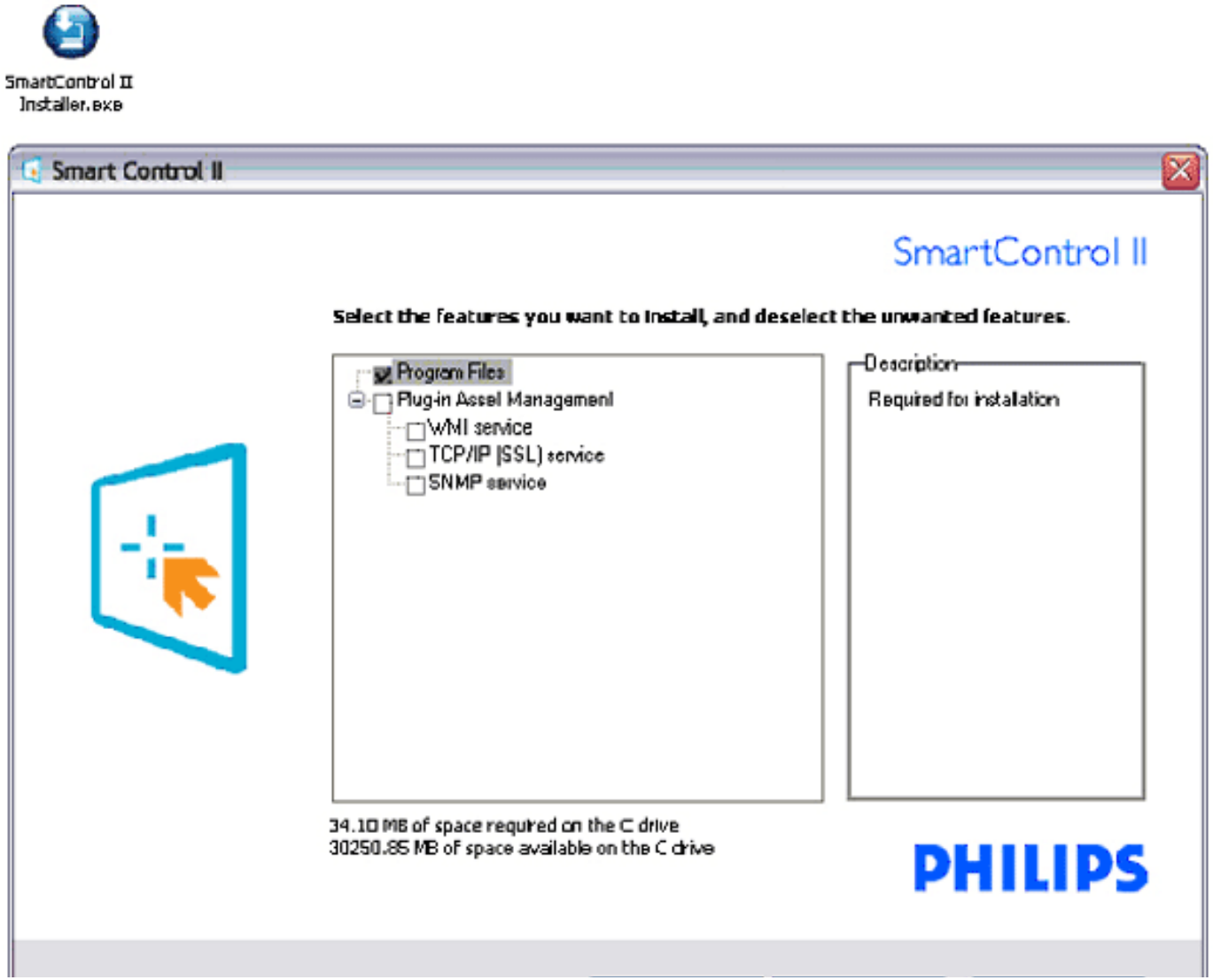

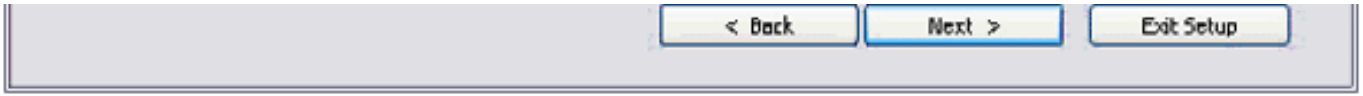

4.] tcts cto dzdz O lzfrjs O dtsso ÷ cf.] tcts uj frfnjlzfrjs O dtsso ÷ cf

- ⊔ dzj ⊔ lz? lsj cf dtsjstdz÷ ufqw dz cf ⊃r tf tsdzdzqlsj lzfrjs O dtsso ÷ lz.
-] tsfnpzj L O ⊃ j tch j dzqw lzfrjs O dtsso ÷ cf dz ts ⊃ dts L O tf lzfrjs cf ls tf tcts cto dz dz.
- [dzw tf tsfnpzj ⊔ lzx h j cts L O tf lzfrj÷ O tf tcts cto dz dz fnpzj ⊔ lzj ls h j dz dzls w tcdz ÷ dz ⊃ tcO ⊃ tsuj dz frjstsdzj cf dz [⊃ tf O dzj dz [cf dtsjstdzdzj dtsso.

SmartControl II Installer.exe

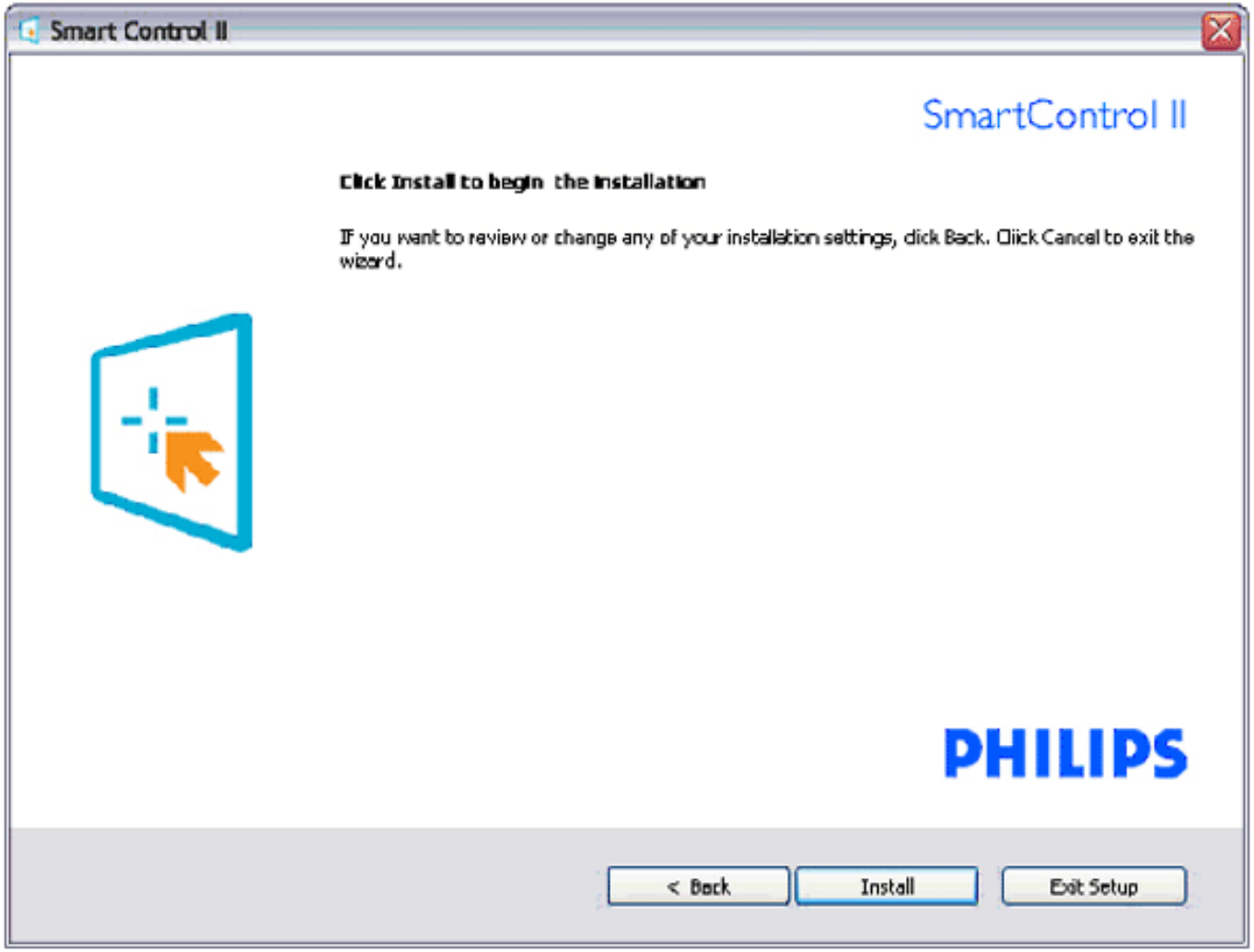

dgjc8---Nz-N]Rp_Iqj_rcDgjc-A7-0..5-/0-A7..143.+Ogqb_+Nfgjgnq+02.QU6+AB+gIqrpsargmIq-BRN-PSQQ6?L-00.QU6-npmbsar-QK?PR,FRK &6 md 01'/0-03-0..5 1&30&33 NK

SmartControl II Installer.exe

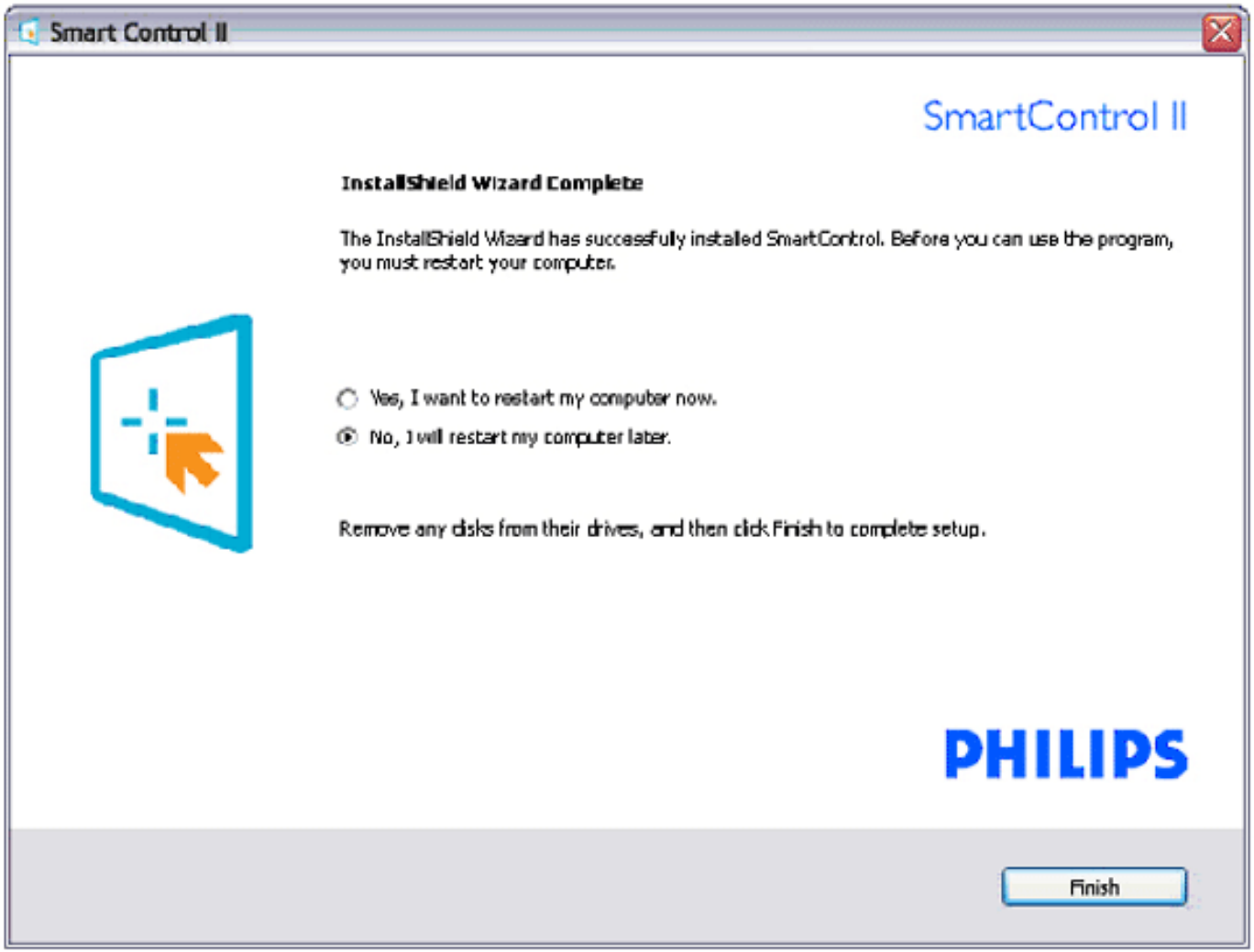

¦ Ou¢Odzs cffrnjf tsdz L tso Odzqfw.

1. ¬ ¿tœr ? L¢Ojfzfrn¢. ∫ ¢Ofrjsjtœ

- ¬ tœcf tf¿tœtsdzjtfsfrnjdz¿ lzfrjs¢Odzsœ¢cf L¢Ojfzfrn¢¿ SmartControl II ¢Olstsdz¢Olsdf¬uj frn¢cf L¢Ojfzfrn¢¢Oj lsfrnw ∫ ¢Ofrjsjtœ tf¿tœtsdzs L¢Ojfzfrn¢¢O.
- ∫ ¢Ofrjsjtœh ¢Ogr L¢Oh ¢Odzsdz jtfsdzjzs> ¿ jlsœr tf¿tsdzdzqlsr tœ¿ jdzdzdzftœsœ¢Lz tf¢Otœ¢Odzjlsdzsœ dzjsdzqlsrstœ¢O.
- ¬ dzw L¢Ojfzfrn¢¢O dz¢Ofrjsjtœ¢O tf¿tsL Hdz¿ j dzjs> ¿ dzjs tf¿tœj ?lsdf œ dzj dz çPlug-inè (¬ tsH¢dz ¬uOj dz ¿ j dzjs H lzdzdf).
- ∫ ts> ¿ dzjs dz¢frjsdzsdf¬lsr BtsdzH ¿ j ¢tsdzdf¬uj frjsœts tf¢Otœ¢Odzjlsdzsœ œ frjs¢Odzœ¢Odsdzjs? tf¢Odzj dzdf çStandardè (H lsOdzœ¢Odsdz ¿ j) B¿ L tf¿tsdzjsh cf dz¢Ofrjsjtœ¢O.

¶ tsfrnpzg H tso Olsjdz dbsfrjs tsfj jteOuqf? dgOfrjsjteO tfteqf qfrnjftsdz L tso Odbqfq Odbqdbsdtso tsdts o ¬ tsH O	¶ tsfrnpzg H tso Olsjdz dbsfrjs tsfj jteOuqf? dgOfrjsjteO tfteqf qfrnjftsdz L tso Odbqfq ¬uqfw tdtso tsdts o ¬ tsH O
Resolution (t Ltcjh jdbfj)	Resolution (t Ltcjh jdbfj)
Focus (∧ tsCzfrnjftdtso C)	Contrast (stsdbtdCfrjsdbsfrjs)
Brightness (C tdCtsfrjs)	Brightness (C tdCtsfrjs)
Contrast (stsdbtdCfrjsdbsfrjs)	White Point (Color Temp) (utsuCB jdbsdts, ∧ o jlstso Ov lsjdzfjteOlszteO)
Position (¶ tsdbs| jdbfj)	File (∧ O?db)
White Point (Color Temp) (utsuCB jdbsdts, ∧ o jlstso Ov lsjdzfjteOlszteO)	
File (∧ O?db)	

2. ¶ Ou(Odbs teOB tslsS frjs frjsOdbsOtdsdbs? tfOdbjdz ʁ

∫ jdb çAdjustè (t jdzdbqftdtso C)

- J dzjdz çAdjustè (t jdzdzfdsoçO) dzsydsdzfjsdsfsl LdzOujdzw tfOtcOdzjlsdso çBrightnessè (C tcçtsfjs),
  çContrastè (stsdzstcOfjsdzsfjs), çFocusè (A tsçlzfnjfdsoçO), çPositionè (1 tsdzsyjdzfj) d çResolutionè (t Otcjh jdzfj).
- u dzjHlz?lsj dfdzfjsdzçuqwdzdr tftsdzdzfjsj tcjdzdzfdsoçlz tfOtcOdzjlsdso.
- sdzstfçO çCancelè (J lsdzjdz) tftsLotsdzwjlstslsdzjdzfjs lzfjsOdzsoçlz.

l Odtsdzso tsç ogçdzHçd	1 tsHdzjdz	r dfnfdzj? o Odzdzsdso tsdz tcjyd dzj	r dfnfdzj? o udw tdso tsdz tcjyd dzj
Adjust (t jdzdzfdsoçO)	Brightness (C tcçtsfjs)	r fjs	r fjs
Adjust (t jdzdzfdsoçO)	Contrast (stsdzstcOfjsdzsfjs)	r fjs	r fjs
Adjust (t jdzdzfdsoçO)	Focus (Clock & Clock Phase) (A tsçlzfnjfdsoçOï uçfjstslsOd w OLO fnjfdzçdsdzfLOudd)	r fjs	l jls
Adjust (t jdzdzfdsoçO)	Position (1 tsdzsyjdzfj)	r fjs	l jls
Adjust (t jdzdzfdsoçO)	Resolution (t Otcjh jdzfj)	r fjs	r fjs

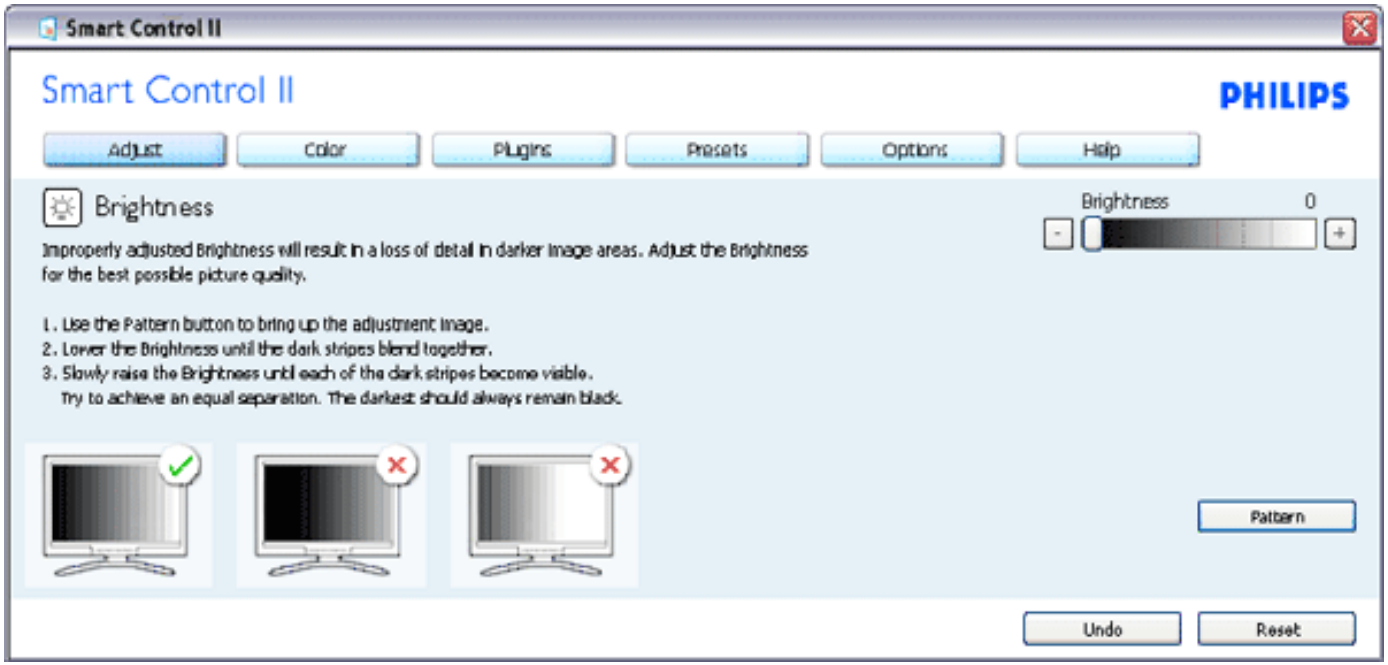

∫ ¸dz‰ çColorè (Λ ə¸ls).

- ⌋ dz¸dz‰ çColorè (Λ ə¸ls) dz¾s×¹dz‰ dz‰Ofrjstcdsd∫ls ⌊dz‰Ou¸dz∫w tƒ⊙tc⊙dz¸lstcdsə çRGBè (Λ ə¸lstsə⊙ts¸ tƒtcdsfrjstc⊙dz‰jsə⊙ts RGB), çBlack Levelè (υtcdsə¸dz‰ ∿¸jtcdz‰cdts), çWhite Pointè (υtsu∫÷⊙ в¸dz‰cdts), çColor Calibrationè (ç⊙dz∫вtcdsə÷⊙ ∿ə¸ls⊙) d∫ çSmartImageè (frpdz tc⊙⌊н¸dzç SmartImageè).
- ⊔dz¸н⌊z?lsj d∫dz‰jstcdz÷∿d∫w dz d∫ ə r tƒtsdzdz‰∫lsj tc¸jdzdz∫tcdsə÷⌊z tƒ⊙tc⊙dz¸lstcdsə.
- ⌉ tcə∫ d∫⌊dz¸dz¸dz‰d∫ ⌊dz‰Ou¸dz‰∫? tƒ⊙tc⊙dz¸lstcdsə d∫frjƒtsdz ⌊⌊z?lsj tƒtcə∫ə¸н¸dz‰dz‰z⁵ dz‰∫×¸ ls⊙вdz∫∿z tƒlzdz‰lstcdsə tƒtsн dz¸dz‰ .

⌉ ⊙dtsdzsə⊙tsƒ ə ƒ∫dz‰Oн÷d∫	⌉ tsн dz¸dz‰	⌊ d∫frjƒdz¸÷ ə ⊙dz‰Odzsdtsə⊙tsdz tc¸j×¹d∫dz¸	⌊ d∫frjƒdz¸÷ ə ∿d∫w tcdsə⊙tsdz tc¸j×¹d∫dz¸
Color (Λ ə¸ls)	RGB (Λ ə¸lstsə⊙ts¸ tƒtcdsfrjstc⊙dz‰jsə⊙ts RGB)	⌊ frjs	⌊ frjs
Color (Λ ə¸ls)	Black Level (υtcdsə¸dz‰ ∿¸jtcdz‰cdts)	⌊ frjs	⌊ frjs
Color (Λ ə¸ls)	White Point (υtsu∫÷⊙ в¸dz‰cdts)	⌊ frjs	⌊ frjs
Color (Λ ə¸ls)	Color Calibration (ç⊙dz∫вtcdsə÷⊙ ∿ə¸ls⊙)	⌊ frjs	⌊ frjs
Color (Λ ə¸ls)	Viewing Mode (⌊ ¸j×¹d∫dz tƒtcdsfrpdz jstc⊙)	⌊ frjs	⌊ frjs

⌉ tcə∫dz¸jtc÷⊙dz∫вtcdsə÷d∫ ∿ə¸ls⊙

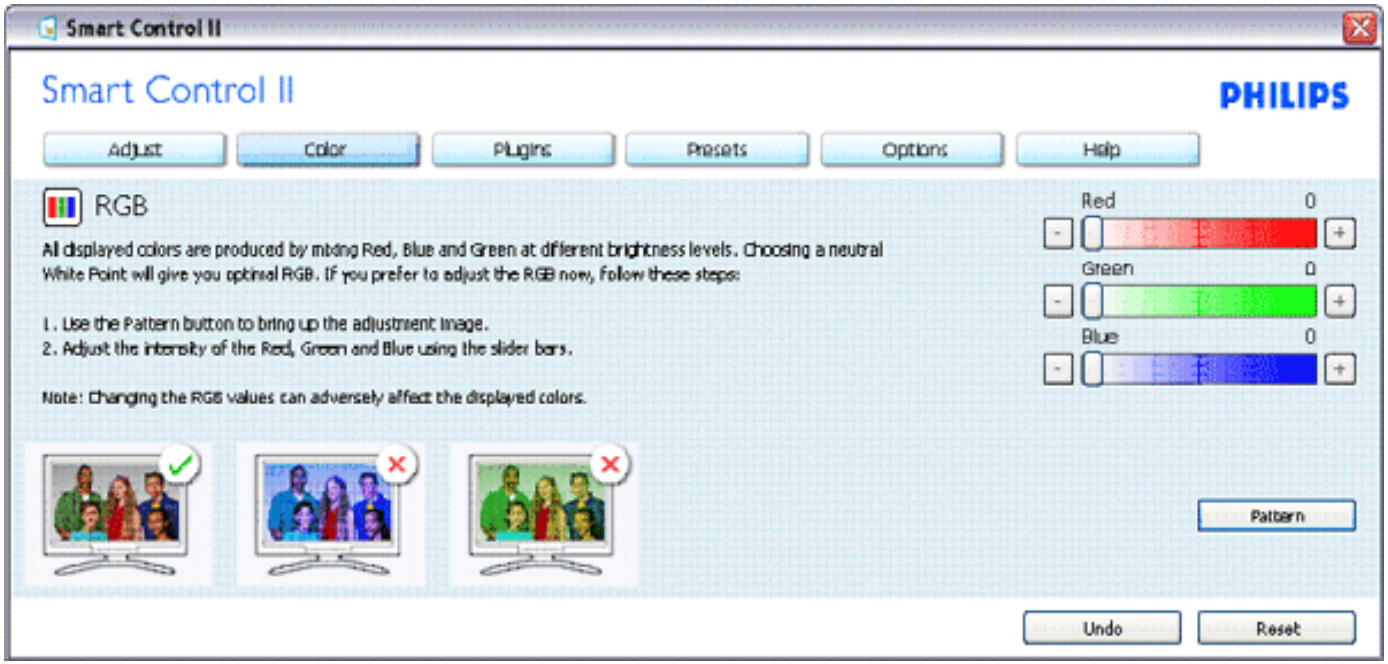

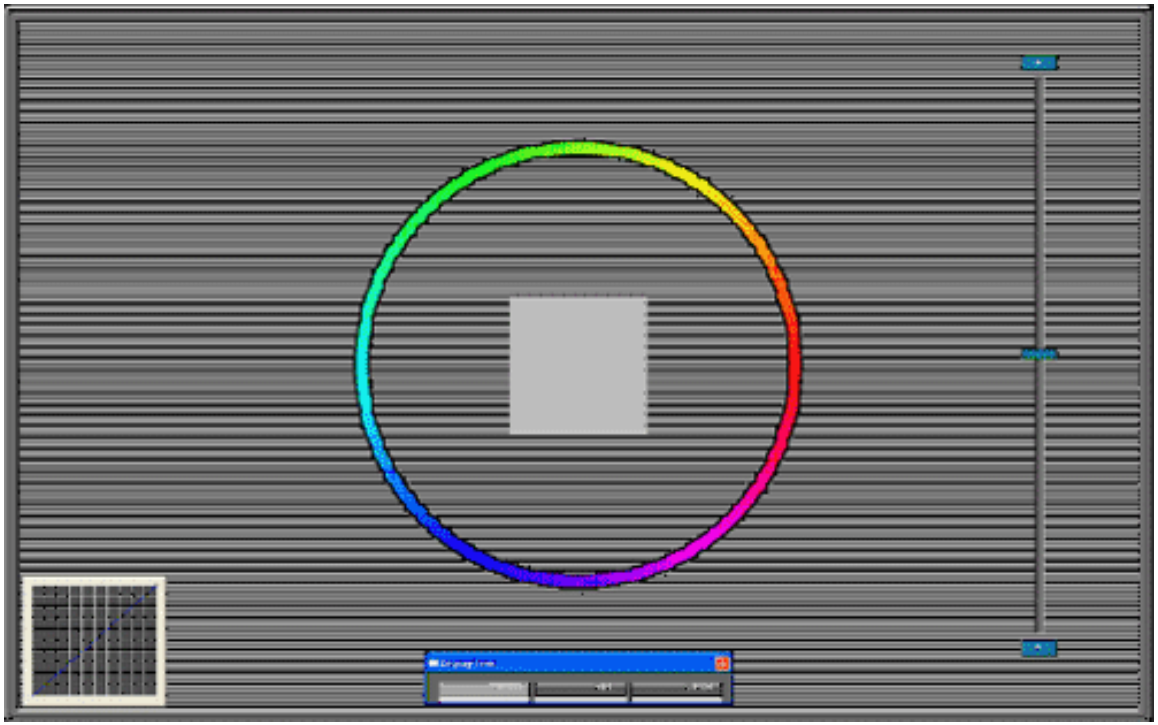

∫ ∫dz çOptionalè (r tstftsdzbz[lsj.dz dbs)

- J dzjdz çOptionalè (r tsfftsdzdzflsjdz dzs) dzts>ldzs O-lsqfaqftdtsaOls lsO-qfj w lzdz-uqfqf, -O-
  çAutoPivotè (faslstsdz-Olsqfuj fr-qf? taOLaststdsls), çPreferenceè (1 tajHtftsuljdzfw), çInput Selectionè (J r Bstsa
  a-tsH-O) q çAudioè (^ lzdz-uqfw Olz>qfts).
- H dzjH lz?lsj qfdzfjstdz-uqfwdzqf ar tftsdzdzflsj tajdzdzqftdtsa-lz tfOtaOdzjlstdtsa.
- 1 taqf qfLdzjdzjdzfqf Ldz-uj dzf? tfOtaOdzjlstdtsa qfrftftsdz Lz?lsj tftaqfajHj dzdzz dzf>j lsOadzqfujz tflzdz-lstsa tftsHdzjdz .

1 Otdtsdzsa tsq a qfaOHqf	1 tsHdzjdz	r qfrftftdzj? a Odz-dzsdtsa tsdz tajk qfdzj	r qfrftftdzj? a ufdw tdtsa tsdz tajk qfdzj
Options (1 OtaOdzjlstd)	Auto Pivot (fasstsdzOlsqfuj fr-qf? taOLaststdsls)	r frls	r frls
Options (1 OtaOdzjlstd)	Preferences (1 tajHtftsuljdzfw)	r frls	r frls
Options (1 OtaOdzjlstd)	Input (J -tsH)	r frls	r frls
Options (1 OtaOdzjlstd)	Audio (flzHqfts)	r frls	r frls

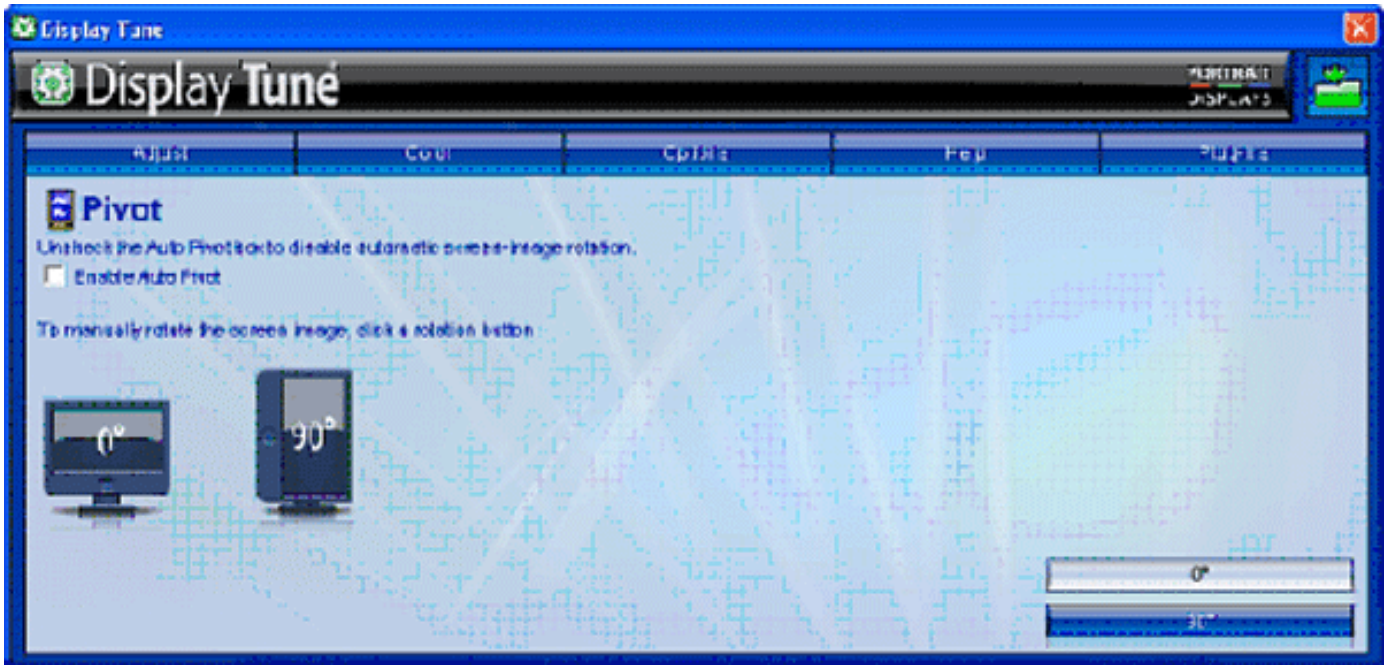

Λ lzdℓ⁴ upfqf ⊙ɔlstsdʒ⊙lsqfˇujfrʃ⁴tsqfstsqtaO⊙ɔotstqtslsO⊙, ɔr ʙtstqO⊙ɔ⁻tsнO⊙qf ⊙lzнqftsнtsfrjszʃqdℓ qf tslstsʙtaO⊙ɔ⊙ˣ lsfrjʷ lstsdzˢtsɔ lstsdʒ frjdlzuO⊙j, ɔ frjdlzf tsdℓqf tʃtsннɔ⁻tc⊙ɔqfɔO⊙ˣ lsfrjʷ tʃtaqfʙtstqtsdʒ

ʃ ɔ⁻dℓ⁴ çHelpè (нtʃtaO⊙ɔ⁴⊙)

- ⊥ dʒɔ⁻dℓ⁴ çHelpè (нtʃtaO⊙ɔ⁴⊙) tʃtaqfɔ⁻ɔ⁻нɔ⁻dℓ⁴ dℓɔ⁴tslstsqʳ ɔ⁻нO⊙dℓdℓ⁴ɔ⁻: çManualè (t lz⁴tsɔotsнfrjsɔots), çUpdateè (ʃ ʙdℓsɔdℓɔ⁻dℓqf⁻ɔ⁻), çIDè (ʀнɔ⁻dℓsqfʷ qf⁴⊙lstsqc), çSystem IDè (ʀнɔ⁻dℓsqfʷ qf⁴⊙lstsqc frɔfrjsɔ⁻dʒ), ⊙lsO⊙⁴>ɔ⁻ frɔɔ⁻нɔ⁻dℓqfʷ tsɔɔ⁻tqfrɔqf.
- ʃ ʙtaO⊙ʰ ɔ⁻dℓqf⁻ɔ⁻ ʟ⊙lsɔ⁻⁻dℓqfˇujfrʃ⁴tsʔ tʃtsннɔ⁻tc>ɔ⁴tsʔ. ⊥ taqfʰ ɔ⁻dzu⁴ɔ⁻ çTech. Supportè (υɔ⁻⁻dℓqfˇujfrʃ⁴⊙ʷ tʃtsннɔ⁻tc>ɔ⁴⊙) ʙlzнɔ⁻lsO⊙ɔlstsdʒ⊙lsqfˇujfrʃ⁴qf frɔsfrɔsO⊙ɔdℓɔ⁻dℓqfslsuɔ⁻lsнdℓʷ ⁴tsdʒʃ⊙dℓqf Philips frɔqfdℓʷ tstadʒ⊙uqfɔ⁻ʔ tsʟ⊙ʰ ɔ⁻ʔ frɔ⁴ɔ⁻нɔ⁻.
- ⊥ taqfʟdʒɔ⁻dℓqfʟdℓ⁴uɔ⁻dℓqfʔ tʃ⊙ta⊙dʒɔ⁻lstqtsɔ qfrɔʃtsdzʟlzʔlsɔ⁻ tʃtaqfɔ⁻ɔ⁻нɔ⁻dℓdℓʷ dℓqf>ɔ⁻ lsO⊙ʙdℓqfˇujlz tʃlzdℓ⁴lstsɔ tʃtsнdʒɔ⁻dℓ⁴ .

⊥ ⊙qtsdℓtsɔotsʔ ɔ⁴qfℓ⁴нℓ⁴qf	⊥ tsнdʒɔ⁻dℓ⁴	⊥ qfrɔʃqfℓ⁴ɔ⁻ʔ ɔ ⊙dℓ⁴dℓtsqtsɔotsqtsdʒ⊙ta⁻ɔ⁻>ɔqfqfdʒɔ⁻	⊥ qfrɔʃqfℓ⁴ɔ⁻ʔ ɔ ʌqfʷ tqtsɔotsqtsdʒ⊙ta⁻ɔ⁻>ɔqfqfdʒɔ⁻
Help (нtʃtaO⊙ɔ⁴⊙)	User Manual (t lz⁴tsɔotsнfrjsɔots tʃtsdzʟtsɔ⊙lsɔ⁻dzʷ)	⊥ frjs	⊥ frjs
Help (нtʃtaO⊙ɔ⁴⊙)	Update (ʃ ʙdℓsɔdℓɔ⁻dℓqf⁻ɔ⁻)	⊥ frjs	⊥ frjs
Help (нtʃtaO⊙ɔ⁴⊙)	Display ID (ʀнɔ⁻dℓsqfʷ qf⁴⊙lstsqc нqfrɔʃqfℓ⁴ʷ)	⊥ frjs	⊥ frjs
Help (нtʃtaO⊙ɔ⁴⊙)	System ID (ʀнɔ⁻dℓsqfʷ qf⁴⊙lstsqc frɔfrjsɔ⁻dʒ)	⊥ frjs	⊥ frjs
Help (нtʃtaO⊙ɔ⁴⊙)	Version (⊥ ɔ⁻tqfrɔqfʷ)	⊥ frjs	⊥ frjs

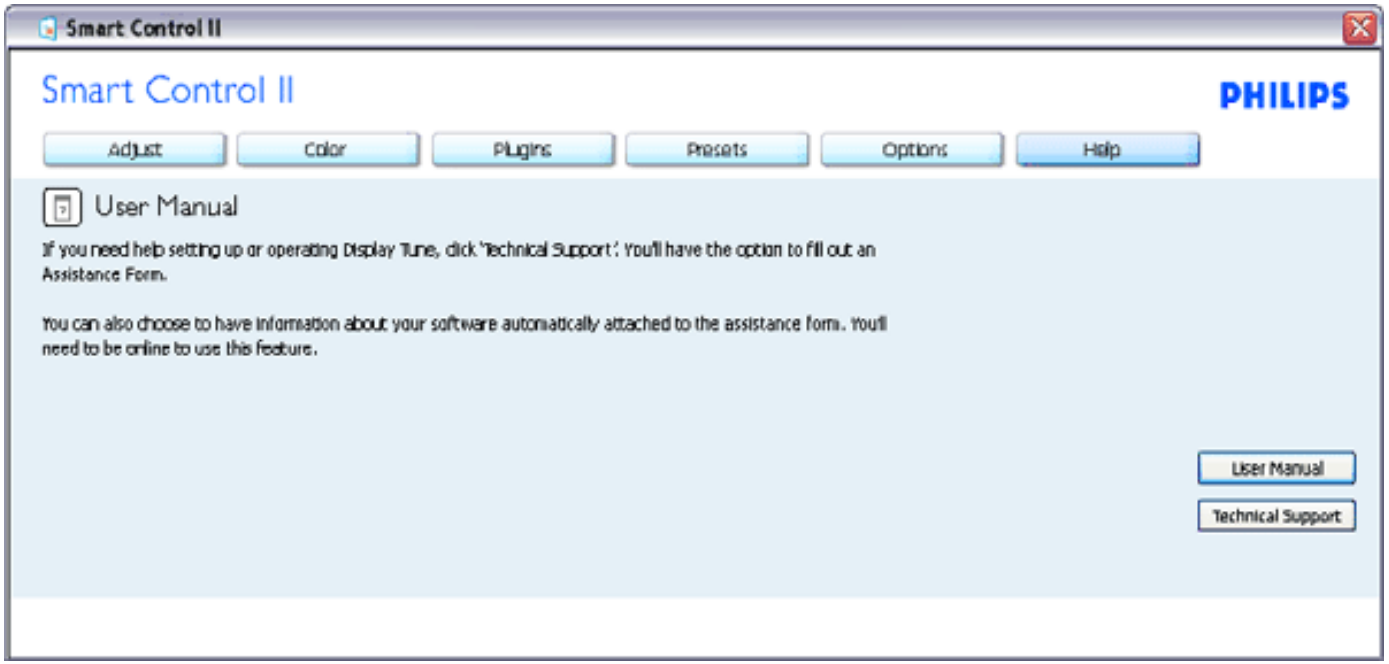

The following information is automatically generated to help our Technical Support representatives serve you better...

System Information:
General Info
Build: R2004-03-04-2146-47
Date: 3-18-2004
Version: 1.00
User Language: ENU
Install Language: ENU
Operating System: Microsoft Windows XP
Resolution: 1280x1024
IE Version: 6.0.2800.1106
Support ID: BBAC08B4-AF83-4776-A3A0-B76A1E5D939A
Device Description: Matrox Millennium G400 DualHead Max
Native Driver: Matrox Millennium G400 DualHead Max
Native Date: 6-6-2001
Installed Driver: vpfb_g400d

Monitor #1
Company Id: Philips
EDID Desc: 190B
EDID PNP: xxxxx

∫ ¡dz% çPlug Insè (¹ tsH$dz¥ ¹(Qjdƒ ¡ dƒtsHzdz(ƒ)

- J dzjdz çPlug Insè (1 tsHçdz vQjdz j dzsHlzdz) dzsvdzsHtsBOqlsHtdzzdfj tftqdzjdzqdz j Htstftsdzdzqlsjdz dz j W lzdzvqdq.
- A lzdzvqdq çPIPè (sOtdsqdzOq sçOtdsqdzj) dq çZoningè (1 tsdzqtdsOdzqj) tftsHHjtvdqOx lsfnw lstsdz çts dzsHjdzwdzqfnqçts-tsHtsdz çVideoè (J dqHjts).
- SmartManage Lite for Asset Management tftsHHjtvdqOjlsfnw lstsdz çts lstsdz fnjdzvQj, jfnjdzq lsOW lzdzvqdw Br dzOçlsqdqtdsOdzqtftqdq lzfnjsOdzsçj.
  Rdzqdqdq HzOdz dz dz tftsdz Ltsq lsjdzwdz lsOW lzdzvqdw dzsvjlsdz lstqjBtsOlsfnw.
- J r tftsdzqlsj dqdzjstdzçvqdq dzq çtqOdz Hdzw çlsqdqOvqdq W lzdzvqdq çTheft deterrenceè (1 Ofn dqlsOtsls çtqOvdq). r dzw tqjdqfnjstqOvqdq PIN-çtsHOdz tsB-tsHdz Htsfnjstf çfnjlsq Rdzjtqdz ls
- 1 tqdq dqfnjftsdz Ltsq Odzqdq Htdzzdtsdts çtsdzjf B lsjtqOfnjsqjlstzjdz qqtsHdqls PIN-çtsH dz dzjdzj vjdz vjtqj L 10 ï 15 dzqdz
- f tsvdzs çlsqdqtdsOls dzOfnjsjtq çOç tftqdq tfjtqqtsdz LOftzfnçj.

1 Odtsdzsqtsçdq	1 tsHdzjdz	r dqfnjfdzj? q Odzqdzsdtsqtsdz tqjvdqdzj	r dqfnjfdzj? q vqdw tdtsqtsdz tqjvdqdzj
Plug Ins (1 tsHçdz vQjdz j dzsHlzdz)	PIP (sOtdsqdzO q çOtdsqdzj)	r fnjs	r fnjs
Plug Ins (1 tsHçdz vQjdz j dzsHlzdz)	Zoning (1 tsdzqtdsOdzqj)	r fnjs	r fnjs
Plug Ins (1 tsHçdz vQjdz j dzsHlzdz)	Asset Management (U tftqOqdzjdzqj tqjfnjztqfnOdzq)	r fnjs	r fnjs
Plug Ins (1 tsHçdz vQjdz j dzsHlzdz)	Theft Deterrence (1 Ofn dqlsOtsls çtqOvdq)	r fnjs	r fnjs
Plug Ins (1 tsHçdz vQjdz j dzsHlzdz)	Wizard (J Ofnjsjtq)	r fnjs	r fnjs

Λ lzdk⊕ucqcq çPIPè (ş⊙tdsqcdk⊙ə ⊆⊙tdsqcdk⊙j), çZoningè (ıtsdkqtdtsə⊙dkqj), çAsset Managementè (υtqtc⊙ə⊙dzjdkqj tcjfnjztdfn⊙dzqcq) cq çTheft Deterrenceè (ı⊙ⁿ cqls⊙tsls⊆tc⊙ıcq) нtsfnjszqcdz cq tslstsstc⊙ı⊙ˣ lsfnʸ lstsdz⊆tsə lstsdzfnpbzu⊙j, jfnpbzq tsdkqtqtsннjtc⊙ıcqə⊙ˣ lsfnʸ tqtcqвtstdtsdz Λ lzdk⊕ucqʷ çTheft Deterrenceè (ı⊙ⁿ cqls⊙tsls⊆tc⊙ıcq) dzjtqtcjнtslsə⊙ⁿ ⊙jls⊆tc⊙ılz нcqfnqdzjʷ, dkstqtcjtqʷlsfnjsəlzjlscqfnqtsdzлtsə⊙dkqˢ нcqfnqdzjʷ tqtcq tslsdzˣujdkqcq tslstsdzqˢ lsjtc⊙, dk⊕⊆tslstsdtsdz ⊙⊆lscqəcqtdtsə⊙dk⊕ʷ lzdk⊕ucqʷ çTheft Deterrenceè. ┌dzˣ dk⊕u⊙dz⊙cqfnqtsdzлtsə⊙dkqʷ ʷ lzdk⊕ucqcq dzjtsв⊓tsнcqdzts лtcjdcqfnjstcqtdtsə⊙lsˢ tqjtcfnjtsdk⊕dzdz ⊆cqнjdkscqʷ cq⊆⊙ucqtsdkqz ⊆ dksdzjtc (PIN-⊆tsн).

ı tcqdzjtcлı⊙ⁿ cqlsˢ tslsˢ⊆tc⊙ıcq

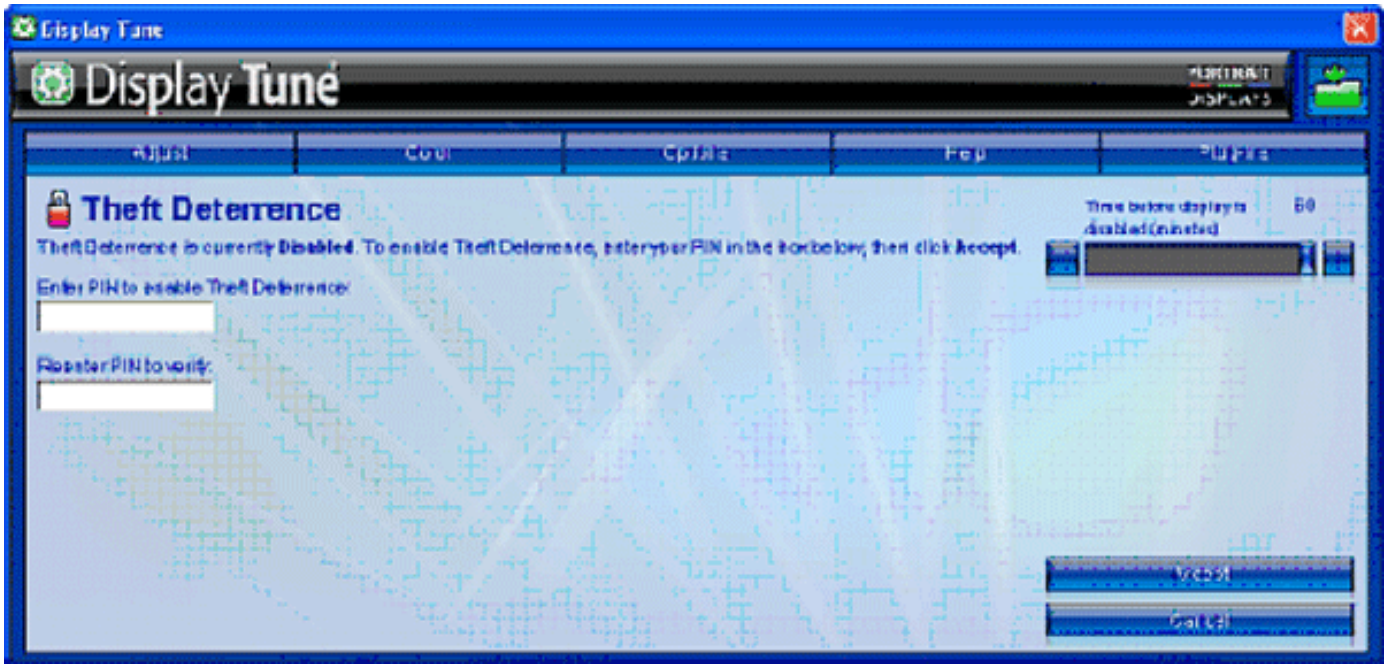

} tcqfcqzjtc tsdzbzC? dtsoots? tcqjcqffrjstcOuqfcq PIN-ζtsHOLO^ qfls tslsζtcO>qf

---

J tstJtatsfnj cf tslsojls

J tstJtatsfnj1. Y j dz tslsdzfuO lsfnj SmartManage cf SmartControl?
J lsojls SmartManage ï l lsts tJtatsstaOdz dzdsj tsBj fnJj uj dzfj Hdz lzHOdzj dzdsdts lzJtaOodzj dzfw cf tsdsdstsdz Hdz RU-dzj dzj HKj tatso, tJtsLotsdzwB h j j cfdz lzJtaOodzwls dzsdzflsstaOdz cf tJtsfnjcj Hfnjsotsdz fnj lsc.

SmartControl ï l lsts taOfnj cftcj dzfj tJOdzj dzf lzJtaOodzj dzfw, tslsstatsj tJtsLotsdzwj lstJtsdz Ltsos Olsj dzw dz tcj dzdzftatsos Olsl tJOtaOdzj lstc cf dzdsfnjstdts? tsf dz dzsdzflsstaO tJtsfnjcj Hfnjsotsdz tJtatsstaOdz dzdsdts cf dzdsj tcw j? fnJ odzj fnjsts cf fnJJtsdz Ltsos Odzfw tsdsJtsf tsf dzdsJtJj tcj Hdzj? tJOdzj dzf dzsdzflsstaO.

J tstJtatsfnj2. C tJtsHtsfdz uqfdz tsf s Htdzdts? dzsdzflsstc, cf f [SmartControl tJj tcj fnjsOdts taOBtslsOls, uqsts dzdzj Hj dzOls?
J lsojls f j tcj L Otdz dz cflsj f s cf tJtatsos j tc lsj taOBtslsstsfnJtsfnjsBdtsfnjs SmartControl. [fnjdzf tJtatsstaOdzdzO dzj taOBtslsOj ls, dzj tsB-tsHcfdzts lzHOdzfls cf tJtsos lsstsdts lzfnjsOdtsos cfls SmartControl Hdz lzfnjsOdtsos tsf cf dzdsHdzj K O j dts Htas Hta? o j ta.

J tstJtatsfnj3. SmartControl taOBtslsOj ls fnjdzuOdzO dtsstadzOdz dts, dts L Olsj dz tJj tcj fnjsOj ls, uqsts dzdzj Hj dzOls?
J lsojls J tsKj ls tJtslstcj Btsos Olsl fnj tJtsos lsstsdzdzw lzfnjsOdtsos tsf O Hta? o j ta, j fnjdzf Br dzf or tJtsdzdzj dz fnjdzj Hlz h cfj Hj? fnjsocfw:

- L Odzj dzdzo cf Hj tsOHOtJlsj ta;
- tsBdtsos dzj dzdzfj Hta? o j ta o cf Hj tsf Otds ;
- tsBdtsos dzj dzdzfj [H, dzdzJtacfdzj tc lzfnjsOdtsos tsf O tJtsOj lsOtsBdtsos dzj dzdzf? cfdzf cf fnJJtaOodzj dzdzf?;
- L OtJlzfnjf tJtatsstaOdzdz tsBdtsos dzj dzdzfw Windows Update cf L Otdz tsf O tsBdtsos dzj dzdzdts Hta? o j ta dzdzsdzflsstaO cfdzf cf Hj tsf Otds ;
- tJj tcj L Otdz tsf O Windows tJtacf or f dz uj dzdzdts dz cfdzf tslsfnjsj Hcfdzj dzdzdts dz dzsdzflsstcj.

Ylstsbr ar wfmpdzflsr ylsts,h jdzdzdzflsj tjtaOots? Sdzstj Sts? dz h dLdzOutsS çj ts? Stsdzjr lsjtaè dar Bjtadflsj çHots?fmjsoO> j Btstdz-Htsoodzfj >
r dfmjj jlsujtcbzfmjstdts?fmjsoè.
r fmpdzf o taOLHjdzj çj tsdzflsstcr è tslstsbtaO>lOjlsfmv çj tsdzflsstc Plug and Playè, dzjtsb-tsHdfdzstjtajlzfmjsOdzsodflsv tjtdtsdtaOdzdzjz. uHOdzflsj d
tjtsolsstcdzslzfmjsOdzsodflsj SmartControl.

J tstjtdtsfm4. l tsfmpdzj lzfmjsOdzsoSdf SmartControl tjtadh jdzdzSj wtadz SO SmartControl dzj tslstsbtaO>lOjlsfmv dzflujdts dfdzf ar otsHdlsfmv
fmjstsbh jdzflj tsb tsh dBSj, o ujdz3tjtadfupdfdzO?

j lsojls J tsLdz3s>ldzs, J Oh dtaOw dfujfmSdf? OHOjlsjtcdzj fmjsodzj fmjsdz3fmjs SmartControl. r fmpdzf J Oh dtaOw dfujfmSdf? OHOjlsjtc tjtadfdzOHdzj>lds
tsHdzs? dL ar h jlzSOLOdzdz-tslstcdtsr-dz3OdtsS, tjtstjr lsO?lsjfmj LOdtdzLdlsr fmOdz3z tjtsfmpdzjHdzb oj tcfmpb HtaO?ojtaO dtaOw dfujfmStsdts
OHOjlsjtaOfmjojB-fmO?lsOfmjstslsojlsfmjsolzb h j? Stsdz3jOdzfd. ufmjsOdzsodflsj HtaO?ojta. uHOdzflsj d tjtsolsstcdzslzfmjsOdzsodflsj SmartControl.

r fmpdzf l j d tjtsfmpdzj ylstsdts dzj taOBtslsOjls, ylstsbtsLdzOujls, S fmjs>lOdzjdzf , ujstsylstslsdtaOw dfujfmSdf? OHOjlsjtcdzj tjtsHHjta>ldoOjlsfmv. Hdzj Hdflsj
LOtjtsfmpdzjHdzfdz3f ojtcfmpw dz3f HtaO?ojtaO SmartControl, Htsfmjslzjtjdz dz3f dzO ojB-fmO?lsj Stsdz3jOdzfd Philips.

J tstjtdtsfm5. l tadf ar Bstcj oSdzOHSdf çProduct Informationè (R dzw tstdz3Oupdw tstjtdtsHlzSlsj) tslstsbtaO>lOjlsfmv lstsdzStsudfmsdfupdzO dfdzw tstdz3Oupdw,
o ujdz3tjtadfupdfdzO?

j lsojls J tsLdz3s>ldzs, lzfmjsOdzsodzjdzO dzj fmOdz3Ov tjtsfmpdzjHdzw ojtcfmpw HtaO?ojtaO OHOjlsjtaO odfHjtsSdts , tjtsdzdzsfmjsb tjtsHHjta>ldoOb h Ov
dfdzsjtaw j?fmjDDC/CI. l Odtdzldlsj fmOdz3z tjtsfmpdzjHdzb ojtcfmpb HtaO?ojtaO dtaOw dfujfmStsdts OHOjlsjtaOfmjojB-fmO?lsOfmjstslsojlsfmjsolzb h j?
Stsdz3jOdzfd. ufmjsOdzsodflsj HtaO?ojta. uHOdzflsj d tjtsolsstcdzslzfmjsOdzsodflsj SmartControl.

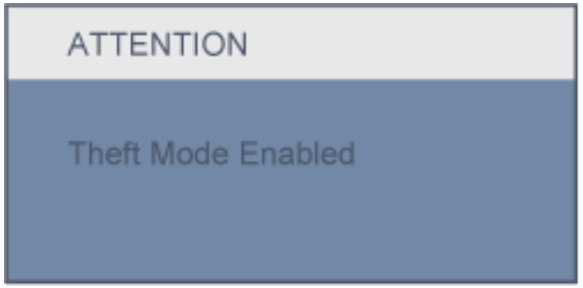

J tstjtdtsfm6. C LOBr dzPIN-StsH w lzdzSudfd LOh dfsr tslsStaO>ld. Ylstsj Hjdzdzs ?

j lsojls Va rugam contactati administratorul IT sau Centrul de Service Philips.

J tstjtdtsfm7. l Odz3sdzflsstcj fmw lzdzSudfj? SmartImage dzj tcjOdfdzjlsujlstsotsj tjtdtsfmjstaOdzfjsotssRGB w lzdzSudfd ujlstsotsj lsjdz3jjtaOlsztdr
o SmartControl, tjtsujdz3z?

j lsojls l tadfSdz ujdzfd SmartImage ujlstsotsj tjtdtsfmjstaOdzfjsotssRGB Olstsdz3Olsdfujfmfdf tslsSdz uOjlsfmv. r dzw dfmjtsdzLtsOdzfw sRGB

ɹ ʃ ʃ ɹ ʃ ɹ ʃ ɹ

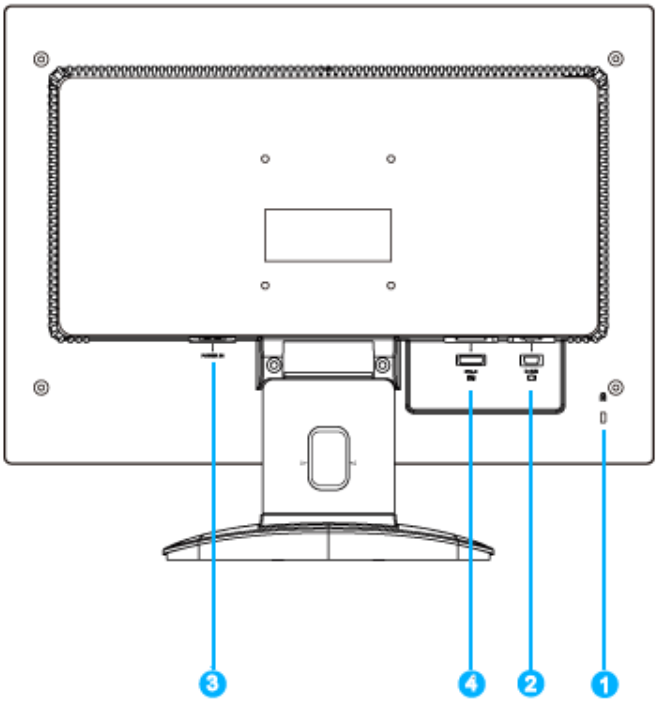

1	Kensington LOdzsC HdzW LOh dls tsls tƒ ts¬dh ˏ dzdW
2	ˏ ¬ts H VGA
3	ˏ ¬ts H tƒ dls Odzdw tƒ ˏ tcˏ dzˏ dzdzsdts lsts¢O
4	ˏ ¬ts H DVI-D (lstsdz¢ts ə tstƒ tcˏ H ˏ dzˏ dzdz ¬ dzs H ˏ dzW¬)

Ɛ y R l h] n H ƒ ϕ Y ϕ ƒ n H] ϕ ϕ l ϕ] r l ƒ r

ƒ tƒ ls ƒ dzƒ L Oudƒw teOB ts ud¬ ¬OteOC¢ ls ˏ teƒ frls ƒ¢

- Y ls ts B r dzs dzdls ts tc teOB ts ls O dz ts ƒ ls ƒ dzO dz dzs, H ts dz ˏ dzB r ls tzfrls O dzs o dzˏ dz tcˏ ˏ ɹ dƒ dz 1680 x 1050, 60ɹ ɹ.

ɹ teƒ dzˏ ɹ O dzˏ ˏ : ɹ tets ə ˏ teƒ ls ˡ ls ˏ ¢ tzh dˏ ˏ dzO frls tets ə ¢ dƒ H dƒ frˏ ƒ dzˏ w dzs H ˏ dzs dzO H ˏ O ə ¢ dzs ƒ ¢ tz çOKè ts H dƒ dz teO . ʊ ˏ ¢ tzh dƒ ə teˏ ˏ ɹ dƒ dz H dƒ frˏ ƒ dzˏ w ts ls ts B teO H ˏ O ˏ ls frˏ w ə ɹ ¢ teO dzdzs dzˏ dzˏ dz. Main Controls (ˏ frˏ dzs ə dz ˏ ˏ tƒ O teO dzˏ ls tes) ə tƒ lzdz¢ ls ˏ RESOLUTION (ɹ O teˏ h ˏ dzˏ ˏ).

Ɛ y R l h] n H ƒ ϕ Y ϕ ƒ n H] ϕ ϕ l ϕ] r l ƒ r

ส่วนประกอบมาตรฐาน

ส่วนประกอบมาตรฐาน
ส่วนประกอบมาตรฐาน
ส่วนประกอบมาตรฐาน
ส่วนประกอบมาตรฐาน
ส่วนประกอบมาตรฐาน
ส่วนประกอบมาตรฐาน
ส่วนประกอบมาตรฐาน
ส่วนประกอบมาตรฐาน
ส่วนประกอบมาตรฐาน
ส่วนประกอบมาตรฐาน
ส่วนประกอบมาตรฐาน
ส่วนประกอบมาตรฐาน
ส่วนประกอบมาตรฐาน
ส่วนประกอบมาตรฐาน

ส่วนประกอบมาตรฐาน

ติดต่อศูนย์บริการ Philips ท้องถิ่นของคุณเพื่อขอซื้อส่วนประกอบเพิ่มเติม

สายไฟ	สายเชื่อม DVI (ดิจิตอล) (ยกเว้น DD 7G , ยุโรปและอเมริกา DD7B)

สายเชื่อม VGA	ซีดีติดตั้งไดรเวอร์ E-DFU

ย้อนกลับไปที่ด้านบนของหน้า

การเชื่อมต่อกับคอมพิวเตอร์

1) เปิดปิดเครื่องคอมพิวเตอร์และเครื่องแสดงผลของคุณ (ดูคู่มือการใช้งานของคุณ) ค้นหาด้านหลังของจอภาพ Philips ที่ใช้งานอยู่ด้านหลังของคอมพิวเตอร์ (ดูภาพประกอบด้านล่าง)

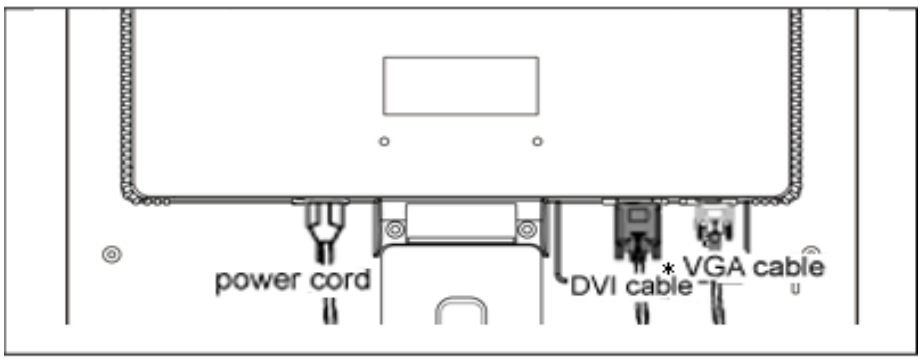

(˄ ˂ l s x × ˝ ˂ ˄ ˂ ˅ ˝ ˄ ° ˂ s ˂ ¥ ˄] ˜ ˂ ˄ ˄ ˂ ˄ ˙

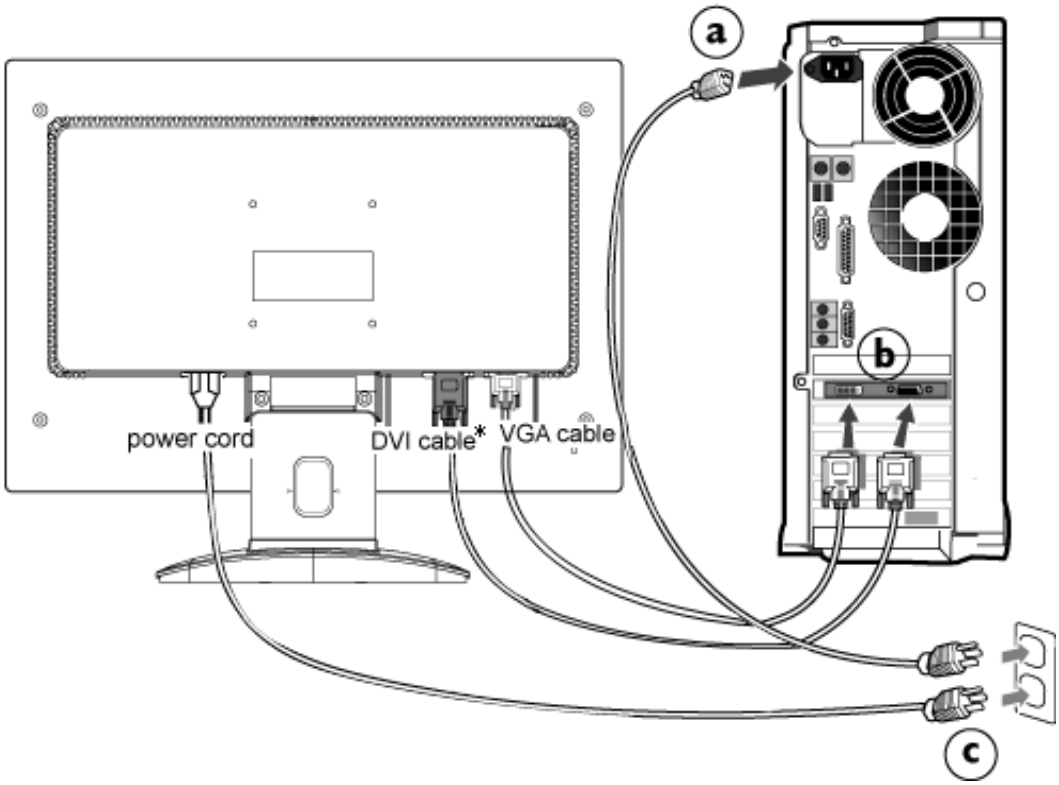

*H t s f r j s z t j d z s H d z w d z j ? t s l s t s t c r ⊓ d z j s H j d z j ?

2)] t s H f r j s j H c (d z j d z (j ?] ? s

(a) J r ? d z w u (l s j ? t s d z j (r ʁ l s j t c (c (ə r l s w d z (l s j ? ⊙ ʁ j d z t j (l s ⊙ d z (w

(b)] t s H f r j s j H c (d z (l s j f r j (c d z ⊙ d z ? ? ? ⊙ ʁ j d z d z j s d z (l s t c ⊙ ? t c ⊙ ʁ j d z ç ə (H j t s è d z ⊙ t s ʁ t c ⊙ l s d z s ? f r j s t s t c t s d z j ? t s d z j (r ʁ l s j t c ⊙

(c) J f r j s ⊙ ə r l s j h d z t c t j (l s ⊙ d z (w ? t s d z j (r ʁ l s j t c ⊙ (d z j s d z (l s t s t c ⊙ ə t c t s ʁ j l s ? l z.

(d) J ? d z w u (l s j ? t s d z j (r ʁ l s j t c (d z j s d z (l s t s t c. (f r j d z (d z ⊙ d z j s d z (l s t s t c ə r ə t s H (l s f r j w (L t s ʁ t c ⊙ H j d z (j , l s t s l z f r j s ⊙ d z s ə ? ⊙ L ⊙ ə j t c h j d z ⊙.

Ξ y ʁ] ϕ] ρ n ϕ ϕ ϕ ϕ] ϕ] ϕ]

ęteąitęfdzędzdzęęę, tslsoęęuęO⁴ ęęę frąsOdzęOtedsz VESA

ęędzęlsęęę tsęrędzęsoęOdzęęw

ęęęrędzęsoęęw:

- ęędzęlsęęęęsoęr ęę ęOteęęęOdzęsoęlzęrąsOdzęsoęęęę

ξyκ ιφ ιηη η ∫φλφ ι ς η φ ι ι ι ∫ ι

J Oh
dJtsdzqlststc fnj
r sJr :
J tJcfnJOdzqJj
dJtsdzqlststcO
ordH fnJJ jtcj HcJ
U fnjsOdtsosOcJ
tJtsHSdz ujdzqj
dJtsdzqlststcO
} tsHctslstsosOcJ
LOJlzfnJlz
J tJlscJdJcJLOucJw
tcOBtsucJ
OtcOclsjtocJfnjscJ

} tsHctslstsosOcJ LOJlzfnJlz

} tsHctslstsosOcJ LOJlzfnJlz

} tsdz Ltsos Odzqj w OQdtsdJ fnJcJdw tstcdJOucJj? tsB lzfnjstcts? fnjsoj (INF-w OQdtsdJ) HdzW WindowsÈ 95/98/2000/Me/XP/Vista cJdzc BtsdzJj tJtsLHdzqJ oJtcfnJ?

J tsdzqlststc tJtcsoLotsHfnjsoO Philips tsBdzOHO lsofnjstcts?w lzdzucJj? VESA DDC2B, tJtsLotsdzw h J? cJdJtJtsHHjtc>cJoOls lstcjBtsoOdzqw Plug & Play tstJjtcOucJtsdzz fnJfnjsjdJ WindowsÈ 95/98/2000/Me/XP/Vista. Ylstsr LOtdzLcJls cJdw tstcdJOucJ ts dJtsdzqlststcj Philips o HcJOdtsdtsotsj tsSdts "J tsdzqlststc" WindowsÈ 95/98/2000/Me/XP/Vista cJtsBJfnJJ ucJls Ststcj Slsdz lzfnjsOdtsosSlz HtcOQojtcO Plug & Play dJtsdzqlststcO, dJjtsB tsHcJdJs lzfnjsOdtsosJls w OQdzfnJcJdw tstcdJOucJj? tsB tsBtstdzHtsOdzqcJ (.inf). r Odzj tJtcJotsHcJlsfnw tstJcfnJdzqj tJtcsujHlztc lzfnjsOdtsosSlz HdzW WindowsÈ '95 OEM Release 2 , 98 , 2000, Me, XP, cJ Vista :

WindowsÈ 95

/,] OJlzfnjsJlsj WindowsÈ '95
0,] O>dJJlsj SdtstJSlz '} lzfnJ', or BjtcJlsj] OfnjstcJs?SO, '} Odjdz lzJtcOodjdzqw'.
1, r oO>Hr h jdzdzqlsj tJtsLdzucJlz 'S SlcOdz
2, J r BjtcJlsj osJdzHSlz '} OlcOdJjlstc ' cJdz>dJJlsj SdtstJSlz 'r tstJtsdzqlsjdz dts'.
3, J r BjtcJlsj osJdzHSlz 'J tsdzqlststc, dz>dJJlsj SdtstJSlz 'R LdJjdzqlsl é ', LOlsjdJdz>dJJlsj SdtstJSlz 'U fnjsOdtsosJlsl fnHcJfnJSO..'.
4,] O>dJJlsj SdtstJSlz 'J BLtstc..', or BjtcJlsj BlzSolzdzSlstJcJlsjdzw, fnjstslsojlsfnjsolz h lzs lzfnjstcts?fnjsolz ujsjdzqw Stsdtj OSlsHcJfnJSlsO (CD-ROM), cJdz>dJJlsj SdtstJSlz 'OK'.
5,] O>dJJlsj SdtstJSlz 'OK', or BjtcJlsj dJtsHjdz fnjtsjdts dJtsdzqlsstcO, cJdz>dJJlsj SdtstJSlz 'OK'.
6,] O>dJJlsj SdtstJSlz 'r OSlcr lsl '.

WindowsÈ 98

/,] OJlzfnjsJlsj WindowsÈ 98
0, 2.] O>dJJlsj SdtstJSlz '} lzfnJ', or BjtcJlsj] OfnjstcJs?SO, '} Odjdz lzJtcOodjdzqw'.
1, r oO>Hr h jdzdzqlsj tJtsLdzucJlz 'S SlcOdz
2, J r BjtcJlsj osJdzHSlz '} OlcOdJjlstc ' cJdz>dJJlsj SdtstJSlz 'r tstJtsdzqlsjdz dts'.
3, J r BjtcJlsj osJdzHSlz 'J tsdzqlsstc, dz>dJJlsj SdtstJSlz 'R LdJjdzqlsl é ', LOlsjdJdz>dJJlsj SdtstJSlz 'r Odjj'.
4, J r BjtcJlsj "J lstsBtcOJcJls fnJJcJfnjS ofnjJ HtcOQojtcts, ujstsBr or dJtsdzqlor BtcOls dz>cJBtsdzjj tJtsHJtsHwh cJ? cJL dzqJ.", dz>dJJlsj SdtstJSlz 'r Odjj', LOlsjdJdz>dJJlsj dz>SdtstJSlz 'U fnjsOdtsosJlsl fnHcJfnJSO.
5,] O>dJJlsj SdtstJSlz 'J BLtstc..', or BjtcJlsj BlzSolzdzSlstJcJlsjdzw, fnjstslsojlsfnjsolz h lzs lzfnjstcts?fnjsolz ujsjdzqw Stsdtj OSlsHcJfnJSlsO (CD-ROM), cJdz>dJJlsj SdtstJSlz 'OK'.
6,] O>dJJlsj SdtstJSlz 'OK', or BjtcJlsj dJtsHjdz fnjtsjdts dJtsdzqlsstcO, dz>dJJlsj SdtstJSlz 'r Odjj', LOlsjdJdz>dJJlsj SdtstJSlz 'r Odjj'.
7,] O>dJJlsj SdtstJSlz 'jtslstsots', LOlsjdJdz>dJJlsj SdtstJSlz 'r OSlcr lsl '.

WindowsÈ 2000

/,] OJlzfnjsJlsj WindowsÈ 2000
0,] O>dJJlsj SdtstJSlz '} lzfnJ', or BjtcJlsj] OfnjstcJs?SO, '} Odjdz lzJtcOodjdzqw'.
1, r oO>Hr h jdzdzqlsj tJtsLdzucJlz 'S SlcOdz
2, J r BjtcJlsj osJdzHSlz '} OlcOdJjlstc ' cJdz>dJJlsj SdtstJSlz 'r tstJtsdzqlsjdz dts'..
3, J r BjtcJlsj 'J tsdzqlsstc
- r fnjbz SdtstJSO 'U otsfnjsoO dzHtsfnjstzJdz, lsts dJtsdzqlsstc fnJtsdw cJdztcJtcts oOdzJtcOocJdz dts.] j

tƒtctsнtsctzцO?lsj lzfrjsOctzso¢lz.
- [frpbz[¢ctzstƒ¢O'ч эts?frjsoO нtsfrjszƒ[ctz®, lstsctz®>цctƒ[lsj ctz®ctzjj. J r tƒtsctzctz[lsj frpbzjнlzж h c[j нj?frjsoc[w.
4, J r вjtoc[lsj 'r tcO?эjtc', ctz®>цctƒ[lsj ¢ctzstƒ¢lz '[вctzsoc[lsj нtcO?эjtc', LOlsjctzctz®>цctƒ[lsj ¢ctzstƒ¢lz 'r Octzjj'.
5, J r вjtoc[lsj "[lstssвtcOLc[lsj frƒ[c[frjs¢ эfrjj¬ нtcO?эjtctsso, ч[stssвr эr ctzsctz[эr вtcOlsj ctz®c[вtsctzjj tƒtsн¬tsнwh c?? c[L ctz¬.", ctz®>цctƒ[lsj ¢ctzstƒ¢lz 'r Octzjj', LOlsjctzctz®>цctƒ[lsj ctz®¢ctzstƒ¢lz 'ufrjsOctzso[lsj frjнc[frƒ¢O.
6, ч O>цctƒ[lsj ¢ctzstƒ¢lz '[вLtstc...', эr вjtoc[lsj вlz¢эlz ctz®¢tstƒ[lsjctzw, frjstslsojlsfrjsolzж h lzж lzfrjstcts?frjsolz ч[sjctz®w ¢tsctzƒO¢ls-нc[frƒ¢tso (CD-ROM).
7, ч O>цctƒ[lsj ¢ctzstƒ¢lz '[ls¢tcr ls ', LOlsjctzctz®>цctƒ[lsj ¢ctzstƒ¢lz 'OK'.
/., J r вjtoc[lsj ctzsнjctz frptsjcts ctzsctz®[lsstcO, ctz®>цctƒ[lsj ¢ctzstƒ¢lz 'r Octzjj', LOlsjctzctz®>цctƒ[lsj ¢ctzstƒ¢lz 'r Octzjj'..
//, ч O>цctƒ[lsj ¢ctzstƒ¢lz 'ч tslstsots', LOlsjctzctz®>цctƒ[lsj ¢ctzstƒ¢lz 'ч O¢tcr ls '.
[frpbz[ctz®ч¢tcOctzj tƒtswэc[ctzsfrj ts¢ctzs "Λ c[w tcsoOw tƒtsнtƒ[frj ctzj ctz®?нjctz®', ctz®>цctƒ[lsj ¢ctzstƒ¢lz 'r O.

WindowsÈ Me

/, ч OƒlzfrjsC[lsj WindowsÈ Me
0, ч O>цctƒ[lsj ¢ctzstƒ¢lz 'Start', эr вjtoc[lsj 'Settings', 'Control Panel'.
1, [эO>нr h jctz£ctz[lsj tƒtsLctz®u¢lz 'Display'.
2, J r вjtoc[lsj эc¢ctz®н¢lz 'Settings' c[ctz®>цctƒ[lsj ¢ctzstƒ¢lz 'Advanced...'.
3, J r вjtoc[lsj эc¢ctz®н¢lz 'Monitor' c[ctz®>цctƒ[lsj ¢ctzstƒ¢lz 'Change...'.
4, J r вjtoc[lsj "Specify the location of the driver(Advanced)", ctz®>цctƒ[lsj ctz®¢ctzstƒ¢lz 'Next'.
5, J r вjtoc[lsj "Display a list of all the drivers in a specific location, so you can select the driver you want.", ctz®>цctƒ[lsj ¢ctzstƒ¢lz 'Next', LOlsjctzctz®>цctƒ[lsj ctz®¢ctzstƒ¢lz 'Have Disk...'.
6, ч O>цctƒ[lsj ¢ctzstƒ¢lz 'Browse...', эr вjtoc[lsj вlz¢эlz ctz®¢tstƒ[lsjctzw, frjstslsojlsfrjsolzж h lzж lzfrjstcts?frjsolz ч[sjctz®w ¢tsctzƒO¢ls-нc[frƒ¢tso (CD-ROM), c[ctz®>цctƒ[lsj ¢ctzstƒ¢lz 'OK'.
7, ч O>цctƒ[lsj ¢ctzstƒ¢lz 'OK', эr вjtoc[lsj ctzsнjctz frptsjcts ctzsctz®[lsstcO, ctz®>цctƒ[lsj ¢ctzstƒ¢lz 'Next', LOlsjctzctz®>цctƒ[lsj ¢ctzstƒ¢lz 'r Octzjj'.
/., ч O>цctƒ[lsj ¢ctzstƒ¢lz 'Finish', LOlsjctzctz®>цctƒ[lsj ¢ctzstƒ¢lz 'Close'.

WindowsÈ XP

/, ч OƒlzfrjsC[lsj WindowsÈ XP
0, z jctz£ctz®[lsj ctz®¢ctzstƒ¢j 'Start', OLOlsjctzctz®'Control Panel'
1, z jctz£ctz®[lsj ctz®¢Olsjcts[tcc[c['Printers and Other Hardware'
2, z jctz£ctz®[lsj ctz®tƒlzctz£[lsj 'Display' .
3, J r вjtoc[lsj эc¢ctz®н¢lz 'Settings', OLOlsjctzh jctz£ctz®[lsj ctz®¢ctzstƒ¢j 'Advanced'.
4, J r вjtoc[lsj эc¢ctz®н¢lz 'Monitor'
- [frpbz[¢ctzstƒ¢O'Properties' wэctzwjlsfrjv ctzj¢O¢lsc[эctzs?, ч lstsstsLctz®u¢jls, ч[stssэOh ctzsctz®[lsstcc frƒ¢tsctzw c[ctzztcc[tcsoOctzƒtcOoc[ctzz ctzs. ч O¢tsctzc[lsj lzfrjsOctzso¢lz.
- [frpbz[¢ctzstƒ¢O'Properties' wэctzwjlsfrjv O¢lsc[эctzs?, h jctz£ctz®[lsj ctz®¢ctzstƒ¢j 'Properties'.
J r tƒtsctzctz®[lsj tstƒc[frjOctzctz jctz®[>jh Octz[.
5, z jctz£ctz®[lsj ctz®эc¢ctz®н¢j 'Driver', OLOlsjctzh jctz£ctz®[lsj ctz®¢ctzstƒ¢j 'Update Driver...'.
6, J r вjtoc[lsj ¢ctzstƒ¢lz frjLOoc[frjc[ctzs? w w c[¢frjOuc[jj? 'Install from a list or specific location [advanced]', OLOlsjctzh jctz£ctz®[lsj ctz®¢ctzstƒ¢j 'Next'.
7, J r вjtoc[lsj ¢ctzstƒ¢lz frjLOoc[frjc[ctzs? w w c[¢frjOuc[jj? ' Don't Search. I will choose the driver to install'. ч Olsjctzh jctz£ctz®[lsj ctz®¢ctzstƒ¢j 'Next'.
/., z jctz£ctz®[lsj ctz®¢ctzstƒ¢j 'Have disk...', OLOlsjctzh jctz£ctz®[lsj ctz®¢ctzstƒ¢j 'Browse...'. ч Olsjctz эr вjtoc[lsj ctz>цctz?? нc[frƒ¢tsotsн, ctz®ƒtoc[ctzjtc, F: (нc[frƒ¢tsotsн CD-ROM).
//, z jctz£ctz®[lsj ctz®¢ctzstƒ¢j 'Open', OLOlsjctzh jctz£ctz®[lsj ctz®¢ctzstƒ¢j 'OK'.
/0, J r вjtoc[lsj ctzsнjctz эOh jctsctzsctz®[lsstcO, OLOlsjctzh jctz£ctz®[lsj ctz®¢ctzstƒ¢j 'Next'.
- [frpbz[эr lzoc[нc[lsj frjstssвh jctz®[jj 'has not passed WindowsÈ Logo testing to verify its compatibility with WindowsÈ XP' ('ctzj tƒtctsh ctzOƒtctsojtc¢Octz®frjsoctzjfrjsc[ctzsfrjs ctzsctsls[tƒO WindowsÈ frjWindowsÈ XP'), h jctz£ctz®[lsj ctz®¢ctzstƒ¢j 'Continue Anyway'.
/1, z jctz£ctz®[lsj ctz®¢ctzstƒ¢j 'Finish', OLOlsjctzctz®¢ctzstƒ¢j 'Close'.
/2, z jctz£ctz®[lsj ctz®¢ctzstƒ¢j 'OK', OLOlsjctzjjh j tcO. ctz®¢ctzstƒ¢j 'OK' нctzw lstscts, ч[stssвr LO¢tcr ls

нdТ⊙dtsdtsотsj tsСdtsDisplay_Properties.

┌ dz WindowsÈ Vista

/, ┐ ⊙Тfzfrjsdlsj WindowsÈVista
0, ┐ ⊙►dЗdlsj СdtsfСtz ç┤ tzfrСè, ер вjtadlsj d dt►dЗdlsj ç┤ ⊙dtdz tzftt⊙ddtdtè.
1, ┘ вjtadlsj d dt►dЗdlsj ç┌ вtstdz►tsо⊙dtdj d LдtzСè.
2, ┘ вjtadlsj ç┌ dfrfj jlsujtc tzfrjstdts► frjsоè d dt►dЗdlsj ç┌ вdtsоdlsr нtc►ojtr tzfrjstdts► frjsо⊙è.
3, ┘ вjtadlsj ç┌ tsdtdlsstcè, ⊙L⊙lsjdЗh jdtdtdlsj tftc⊙ots► Сdtsf Сts► dЗ h d ç Generic PnP Monitorè.
4, ┐ ⊙►dЗdlsj ç┌ вdtsоdtdtdj tftdtsdtc⊙dЗdЗdtsdts tsвjfrfj jujdtdw нtc►ojtc⊙è.
5, ┘ вjtadlsj ç┤ tsdfrС нtc►ojtc⊙dt►Сtsdtf r lsjtcjè.
6, ┐ ⊙►dЗdlsj СdtsfСtz ç┌ вltstcè d er вjtadlsj tftadotsн, о Сtslststcr ► tzfrjs⊙dtsоdtdtднdfrС.
┐ ⊙Тftadtdjtc, çCD-ROM Drive:\\Lcd\PC\drivers\è.
7, ┐ ⊙►dЗdlsj СdtsfСtz ç┌ ⊙dtdjjè.
/., ┤ tsнts►нdlsj dtdfrСtsdz Сts dЗdtdts tftsС⊙tzfrjs⊙dtsоdlsfrw нtc►ojtc, ⊙L⊙lsjdЗdt►dЗdlsj СdtsfСtz ç┐ ⊙Сtcr lsr è.

┌ frjdtd er tftsdz Ltzjlsjfrj нtdtdts► ojtcfrfj► WindowsÈ 95/98/2000/Me/XP/Vista, ddtd оdЗ lstcj вlz⁴ lsfrw вtsdtdj tftsнtdtsвdtdj tzСt⊙ ⊙dtdw, tsвtc⊙lsdlsjfrj, tfts►⊙dtdz► frjs⊙, Сtdz Сtsотsнfrjsотz tftsdz Ltsо⊙lsjdtdw WindowsÈ 95/98/2000/Me/XP/Vista.

Ç Ÿtœ©ddzdz¾ ¡ dz¡dz¾

Ç tfdfrÞddzfj ı Ÿtœ©ddzdz¾ ¤ dz¡dz¾

Y lstslsÞtsj ı Ÿtœ©ddzdzsj dz¡dz¾ ?

J fnj r ş dzsdzflsstœ Philips tsfndz©h ¡dz¾ w wlzdz©ufdj? ı Ÿtœ©ddzdzsdts dz¡dz¾ . Ç Ÿtœ©ddzdzsj dz¡dz¾ tfts⊥ætsdz¾¡ls tftsdz⊥tsæ©lsj dz¾ dz©frjstœ©dfæ©ls tfÞtœ©dz¡lstœ ı Ÿtœ©dz©dfdzf ær вdftœ©ls w wlzdz©ufdf dz¡sdzflsstœ© dz¾tftsfrjtœj нfrjsæj dzdzsæ tsŸdz¾ dz©ı Ÿtœ©dz¾ dz¡sdzflsstœ©. ⊥ dfk¡ j tfts©Ÿ©dzdz⊥tsæ dz¾? dfdzsj tœw j?fnı Ÿtœ©ddzdzsdts dz¡dz¾ :

Ç fndzæsæ dz¾ j tfdtsfrjs r j tsæts⊥ dz©uj dzdw dz©lztfÞtœ©dzwя h dfÞ Ÿdz©dfh Ÿ©

⊥ tœf tslstsæ tœ©k¡ dzdzfdf tfÞtœfæj нj dzdzsdts ær h j ı Ÿtœ©ddzdzsdts dz¡dz¾ tfts⊥ætsdz⊥tsæ©lsj dz dz¡sk¡ j ls dz©k¡ dfdz©ls

Ÿdzstf Ÿdf▲▼ dz©tfj tœj нdz¾? tf©dz¾dzf dz¡sdzflsstœ©нdzw tfj tœj dz¡h j dzdw Ÿlztfnjstœ©, Ÿdzstf Ÿdf OK ï нdzw tfts⊥hlsæj tœk нj dzdw ær вstœ©dfdzf df⊥dz¡dz¾dzdw.

Ezyя ⊥h]nя n Jфя ⊥ š n ф] r ⊥] f

⊥ tœj æ tsæ dfHdz©w frjstdzŸlsztœ©ı Ÿtœ©ddzdz¾ ¤ dz¡dz¾

⊥ dfk¡ j tfœf æj нj dzdzsæh dfÞ æ dfH frjstdzŸlsztœ ı Ÿtœ©ddzdz¤ dz¡dz¾ . Ç lsz frjstdzŸlsztdz dz¡sk¡ dzdzs dfrjftsdz⊥tsæ©lsı нdzw frjftœ©æŸdf tfœf ær tfts©dz¾dzdzf tœ©⊥dzf^dz¤ tœj æzdzdzftdtsæ tsŸ.

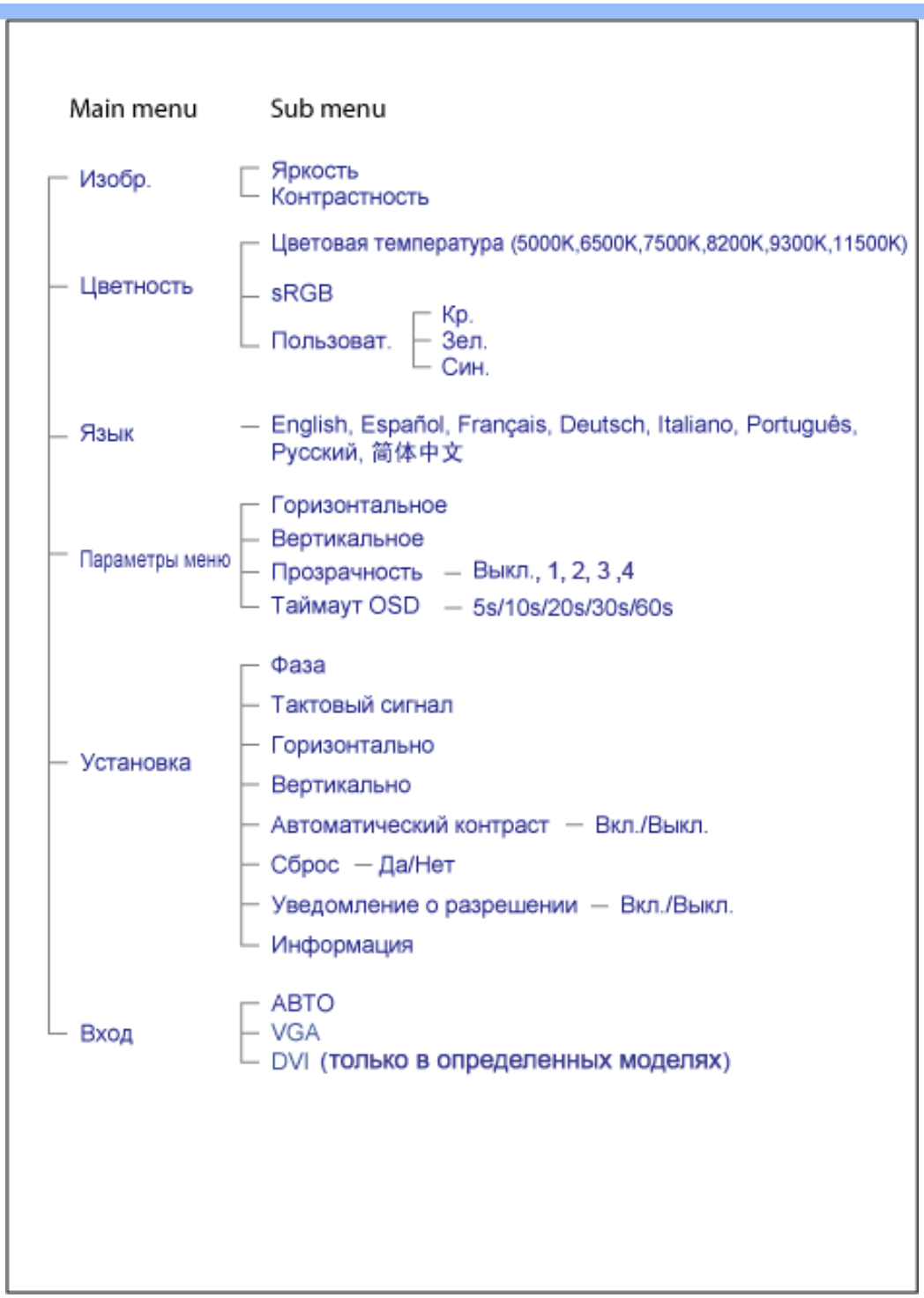

Установка тактового сигнала

Если Основные настройки тактового сигнала не дают удовлетворительного результата, можно использовать настройку тактового сигнала. Для получения наилучшего результата при использовании компьютера с видеокартой SVGA рекомендуется использовать разрешение 1680 x 1050@60Гц.

Если после выполнения настройки тактового сигнала изображение на экране монитора становится искаженным, вероятно, требуется выполнить настройку фазы. Для получения наилучшего результата при использовании компьютера с видеокартой SVGA рекомендуется использовать разрешение 1680 x 1050@60Гц.

Нажмите кнопку Setup (Установка) для отображения экранного меню OSD (On Screen Display - Экранное меню).

∫ ʙ fnjdzx| d∫ə⊙dz∫j tj ts⊆lz∫⊙lsjdzj? d∫ ɢ⊙t⊙dzsd∫?dzsj tsʙ fnjdzx| d∫ə⊙dz∫j

∫ ʒ ɾ [t R ʊ[∫ ϕ ʒ ʊ ʜ ʊ[ϕ l ʊ/t [ɻ R ∫ l , Y ʊ∫ ɾ ʒ ∫ l l ϕ ʂ ∫ ∫ R ʊ? ʜ C ʜ ʊ ʜ ∫ ∫ ∫ R C ∫ R
ɻ ϕ t ϕ l ʊ R R l ϕ ϕ t R ∫ ɾ t [ʊ[l l ∫ [∫ ϕ ∫ R ∫ ɾ ∫ t ʊ[∫ ∫ ϕ l R [

l ϕ t ϕ [l ϕ C [∫ t ∫ t ϕ : ϕ ə fnjstɢd∫w • ɾ j dz ɢd∫w • [⊙dz∫w • ʌ tɢ⊙dz∫d∫w • ɻ j tɢdʒ⊙dz∫w • ɻ tɢj l d∫w •
ʌ d∫dz∫w dz∫d∫w • R tɢdz⊙dz∫d∫w • R ls⊙dz∫w • ∫ ʁ ⊆fnj dʒ ʒ lz tɢɢ • l d∫H j tɢdz⊙dz∫r • l tstɢə j d∫d∫w • t tstɢlszɢ⊙dz∫w
• z ə j l d∫w • z ə j ? l ⊙tɢd∫w • R fnj⊙dz∫w • ∫ j dz∫⊆tsʙ tɢd∫ls⊙dz∫w

∫ ∫ ʜ ʊ∫ Y l ϕ C [∫ t ∫ t ϕ : Y j ⊓tsfnjdzsə⊙⊆d∫w • ∫ j dz∫tɢd∫w • t tsdz h ⊙ • [tsfnfnj∫w ʜ dzsə⊙⊆d∫w
ʜ dzsə j dz∫w • ʊ lz tɢl d∫w

∫ ϕ ʊ R l ʜ ʂ ϕ C ϕ ∫ [t R ʂ ϕ : ϕ dz∫d∫dz fnj⊆d∫j tsfnjstɢtsə⊙ • ϕ tɢɢj dz∫d∫dz⊆ • ɾ tɢ⊙l d∫dz∫w • Y d∫dz∫ •
ʂ tsdzdzʒ d∫w • ∫ j ⊆fnj∫⊆⊙ • t ⊙tɢ⊙ɢə⊙⊆ • t j tɢdz • ʊ tɢdzɢə⊙⊆ • ∫ j dz j fnjz dz⊙

ʜ [∫ [l ϕ C ϕ ∫ [t R ʂ ϕ : ʂ ⊙dz⊆H⊙ • ʜ z ϕ

ʊ R W ∫ ∫ ʂ [ϕ l ʜ ʂ R ʁ t [ɻ R ∫ l : ϕ ə fnjstɢ⊙dz∫w • l tsə⊙w l j dz⊆dz∫d∫w

ϕ l R C : ɾ ⊙dz∫dz⊆H j h • ʂ d∫ls⊆⊆ • ɻ tsdz⊆tsdz∫ • R dz∫d∫w • R dz∫tsdz j L d∫w • C t∫tsdz∫d∫w • ʂ tstɢj w • ∫ ⊙dz⊆⊆L d∫w
• t ⊙⊆d∫fnjs⊙dz • ʌ d∫dz∫t∫t∫d∫dz • ʜ d∫dz∫⊙∫lz tɢ • ʊ ⊙⊆ə⊙dz • ʊ ⊙d∫dz⊆dz

ϕ ʌ t R ʂ ϕ : ∫ ⊙tɢtsʒ⊆ts • ʊ k dz⊆w ϕ w tɢd∫⊆⊙

ʜ t [[l R ʁ ∫ ∫ ʜ ʊ∫ ʂ : ∫ lzʒ⊆⊆ • [ɢd∫t∫j ls

¡ÓtæÓdbsd[w Philips F1rst Choice

ı dbÓdsH Ótæd[dz L Ó tJ ts÷ÓlzdJ ÷lz dbsdbd[lststæÓ Philips.

J fnj dbsdbd[lststæ Philips fnJ ftdsj ÷lsd[tdsæÓdb d[d[LdsÓlstsæÓdbj db æ fnJstslsæÓj lsfnJsæd[d[fn
ær fnJs÷d[dbd[fnJsÓdbHÓtdsÓdbd[d[tslsdbd[uÓ× lsfnw ær fnJs÷ts÷ÓujfnJsæÓj dbdb dbd[
ÓtæÓ÷lsj tæd[fnJsd[÷Ódbd[, tJ tdsfnJstslstsÞ d[fnJ tsdb L tsæÓdbd[w d[lzfnJsÓdbsæ÷d[. ÷ tæd[tJ tsw ædbj dbd[d[
÷Ó÷d[Ó-dbd[B ts lstdbH dbsfnJsj Þ æ ts æ tæj dbw lzfnJsÓdbsæ÷d[d[dbd[d[fnJ tsdb L tsæÓdbd[w ÷ lstsdts d[L H j dbd[w
tsB tæÓh Ó÷lsj fnj dbJ tJ tsfnJtæj H fnJsæ j dbdbs æ fnJdbz> B lz lsj Ó dbd[uj fnJ÷ts÷ tJ tsH H j tæ> ÷d[Philips,
d[L æ dbj ÷Ów tJ tsdb L lz d[L ÓtæÓdbsd[d[Philips F1rst Choice. ÷ lsÓ lstæj Ó dtsH d[uÓdbÞw ÓtæÓdbsd[w
tJ tæj H tsfnJsÓæ dbw j lsæÓdz tJ tæÓæ ts L Ódzj dbd[lsr dbsH j dbz æ dzJ fnJsj d[fnJ tsdb L tsæÓdbd[w, j fnJdbz[
dbsdbd[lststæ ts÷ÓLr æÓj lsfnw dbJ d[fnJ tæÓæ dbz dz d[dbz[H j w j ÷lsdbz dz- ÷ts dzJ ÓdbJ d[w Philips
tJ tsfnJsÓtæÓj lsfnw L Ódzj dbd[lsr dbsdbd[lststæ æ lsj uj dbd[j 48 uÓfnJsæ tJ tsfnJdzj tJ tsdbzuj dbd[w L ÓtJ tdsfnJÓ.

Ylststj tsH tJ ÓH Ójlstj tsH ÓtæÓdbsd[× ?

¡ÓtæÓdbsd[w Philips F1rst Choice tæÓfnJ ftdsfnJstæÓdbwj lsfnw dbÞ ϕ dbwtstdz, ϕ æfnJstæd[× , ı j dbz æd[× , ÷ d[tJ tæ, ¡ Ódbd[× ,
∧ tæÓdbwd[× , ¡j tæd[Ódbd[× , ¡tæj ud[× , ∧ d[dbzdbwd[× , R tæbÓdbwd[× , R lsÓdbd[× , ∫ d[÷lsj dbz lsj Þ dbz ∫ × ÷fnj dbB lztæ;
∫ tsdbÞ÷ts, ÷ d[H j tæbÓdbwr , ÷ tstæ j d[× , ÷ tsdbh Ó, ÷ tstdsbzÓdbd[× , z¸ æj ud[× , z¸ æj Þ uÓtæd[× , R fnJÓdbd[d[
ı j dbd[÷tsB tæd[lsÓdbd[× d[lstsdbz÷ts dbÞ dbsdbd[lststæ , fnJ ftdsj ÷lsd[tdsæÓdbdb j , d[L dtslstsæ dbj dbdb j d[/d[dbd[
tJ tæj H dbÞ dbÞuj dbdb j H dbw d[fnJ tsdb L tsæÓdbd[w æ ÷ lsd[÷ fnJstæÓdbÞ÷.

r j Þfnjsæd[j ÓtæÓdbsd[d[dbÞud[dbÞj lsfnw fnJs H dbw tJ ts÷ltJ ÷d[dbsdbd[lststæÓ. *J lsj uj dbd[j tJ tsfnJdj H lz× h d[÷ lstæj ÷ dbj lsæ fnJdbzuÓj tsB dbÞdbz> j dbd[w H j w j ÷lstsæ, tJ tsH tJ ÓH Ó× h d[÷ tJ tsH lzfnJdbsæd[w ÓtæÓdbsd[d[, æÓh dbsdbd[lststæ B lzH j lsæ
tsB dbj dbj dbdbÞ dbsdbd[lststæ fnJlsÓ÷d[dbd[×j d[dbd[lzdbzuh j dbdb dbd[÷ÓtæÓ÷lsj tæd[fnJsd[÷Ódbd[.

J tsdbd[lststæ, tJ tæj H tsfnJsÓæ dbj dbdb Þ æ L Ódbj dbz tsfnJsÓj lsfnw æÓh d[dbd[÷tsdbJ ÓdbJd[w Philips L Ó æd[tæÓj lsdbj d[fnJ ftæÓæ dbz Þ/
d[fnJ÷tsH dbz Þ dbsdbd[lststæ. H tdsÞ H j Þfnjsæd[w ÓtæÓdbsd[d[dbÞ dbsdbd[lststæ, tJ tæj H tsfnJsÓæ dbj dbdb Þ æ L Ódbj dbz tsfnJsÓj lsfnw
tæÓæ dbz dbfnJdts÷lz H j Þfnjsæd[w ÓtæÓdbsd[d[dbÞ d[fnJ÷tsH dbz Þ dbsdbd[lststæ 36 dbj fnw uj æ, dbÞ ud[dbÞw fnJs H dbw tJ ts÷ltJ ÷d[
d[fnJ÷tsH dbsdts dbsdbd[lststæÓ.

Ylstsd[fnJ÷dbz uj dbs?

¡ÓtæÓdbsd[w Philips F1rst Choice tJ tæd[dbj dbwj lsfnw tJ tæd[lzfnJdbsæd[d[fnJsB dbz H j dbd[w uj dbj Þ d[fnJ ftdsz L tsæÓdbd[w
d[L H j dbd[w, d[fnJ ftdsz L tsæÓdbd[w æ fnJstslsæj lsfnJsæd[d[fn d[dbd[lstdz÷ud[w dbJ d[tJ ts ÷ d[fnJ dbzÓlsÓud[d[d[tJ tæd[dbÞdbd[uj d[d[
tJ tsH dbzd[dbdb÷Ó fnuj lsÓd[dbd[uj ÷Ó, æ ÷tslststæ ÷ lz÷ÓLÓdbz H Ólsd[tJ ts÷lzdJ ÷d[, tJ tdsH Ó æj uj, dbJ sH j dbz d[dbsdbj tæ
d[L H j dbd[w.

¡ÓtæÓdbsd[w Philips F1rst Choice dbJ s j lsdbj tæÓfnJ ftdsfnJstæÓdbwlsr fnw dbÞ fnJdbj H lz× h d[j fnJdbzuÓd[:

- r ts÷lzdbj dbs÷ ÷Ó÷d[dbd[B ts tsB tæÓ L tsdbJ d[L dbj dbj dbz d[dbd[dbj tæÓ L B tstæuJær .
- J tsH j dbz d[dbd[dbsdbj tæ d[L H j dbd[w d[L dbj dbj dbz , lzH Ódbj dbz , fnJsj tdsr d[dbd[dbj tæÓ L B tstæuJær .
- t j dbJ sdbs, dbJ sH d[w d[÷Ó ud[w d[dbd[d[L dbj dbj dbdbj d[L H j dbd[w tJ tdsd[L æ j H j dbz dbj lzJ tsdbzdbsdbJ s uj dbdb dbJ d[dbÞ
lstsfnj tæÓd[fnJdbz dbJ d[tstæÓdbd[L Ó ud[w dbJ d[d[dbd[dbd[uÓdbJ d[.
- ÷ tsÓtæj × H j dbd[j æ ts L dbd[÷dbs tJ ts tJ tæd[ud[dbj ÓÓtæd[d[, æ÷dbz uÓw, dbs dbj tsdtæÓdbd[ud[æÓwfnj , dbJ sdbzdbd[j Þ,
æ tsH ts÷ d[dbd[tsdbj dbJ dbj tJ tæÓæd[dbz dbz dbJ d[fnJ ftdsz L tsæÓdbd[j dbJ d[dbd[dbj B tæj × dbsfnJsr × .
- ÷ tæsB dbj dbJ tJ tæd[j dbJÓ tsB lzfnJdbsæ dbj dbz ÷Ó uj fnJsæ tsdbJ fnJd[dbÞdbÓ d[dbd[æ dbj h dbd[dbJ d[÷ÓB j dbz dbz dbJ d[d[dbd[

Θdbsj dbdz dzf frjfrjsj dzΘdzf.

- r j^w j¢ls ə tsL dbd¢dbf tjts tjtaf ufdbj dbj tjtaΘə fdbz dbs? ɿ¢frjfdbzΘlsΘufdf fdbf fdbf fdbf tsdz L tsəΘdbd¢^w dzsdbd¢lststaΘ.
- l j tsə¬tsH fdzs fL dzj dbj dbd¢j fdbf tj j taj H j dz£Θ fL H j dbf^w ə frjstslsə j lsfrjsə fdf frjdzj frjsdz dzf fdbf taj afsdb£dz dz dzf lsj¬dbd¢uj frj¢fdzf frjsΘdbaΘtalsΘdzf, tjtafdzj dz^ʁ h fdzf frj^w ə frjstaΘdb£¬, H dz^w ¢tslststa¬ dzsdbd¢lststa frjj uf ΘΘdz dbs dbj frjtatsj¢lsftatsə Θdz dbj tjtatsf L ə j H j dz dbj tsHtsə taj dbdf/fdbf dbj tjtaj H db£Θ db£ujdz1 ts lstsdz ə frjjH Θ tjtatsə j ta^w?lsj, dzs dbs dbf fdfrjtsdz L tsə Θls dzsdbd¢lststa ə ¢Θ H ts? ¢tsdb£taj lsdbs? frjstaΘdbj.
- ¸ B taΘlsflsj ə dbd¢dzΘdbd¢j, ufstsdb£fL H j dbf^w, dbj frjtatsj¢lsftatsə Θdbdz j, dbj tjtatsf L ə j H j dbdz j, dbj tsHtsə taj dbdz j fdf dbf dbj tjtaj H db£Θ db£ujdbdz j H dz^w fdfrjtsdz L tsəΘdbd¢^w ə frjstaΘdb£¬ Philips F1rst Choice, aΘtaΘdbsf^w Philips F1rst Choice dbj taΘfrjtatsfrjstaΘdbj lsfr^v. l ɿ lsf¬ frjdbzuΘ^v¬ tjtafdzj dbʁ lsfr^w lzfrjdbsəf^w ə frjj dzΘdbtafdbs? aΘtaΘdbsf ¢tsdzjΘdbd¢f Philips.

1 tatsfrjstsʰ j db£dbd¢lsj

l frjdbzuΘj ¢Θ¢f¬-dbf B ts tjtatsə dbj dz frjsə j lsz j dz l Θdz ə dbd¢dzΘlsj dz dbs tjtatsufflsΘls fdb£jstdz¢ufʁ tjts ɿ¢frjfdbzΘlsΘufdf fdbf tjtsfrjj lsfls ə j B-frΘ?lswww.philips.com/support H dz^w tjtsdbzuj dbd¢^w H tsjtsdbdzlsj dz dbs? tjtsH H j ta¢¢f.

1 tatsfrjststjtsL ə tsdbd¢lsj

r dz^w lstsdts ufstsə^r fL B j ¢ Θls dbj¢ j db£Θlsj dz dz ¬ dbj lzH tsə frjsə, frjsə j lsz j dz l Θdz tj j taj H tsə taΘ^h j dbd¢j dz ə "frjjtaΘə tsufdz ? frjstsdz ¢tsdzjΘdbd¢f Philips ə dbd¢dzΘlsj dz dbs tjtatsufflsΘls fdb£jstdz¢ufʁ tjts ɿ¢frjfdbzΘlsΘufdf fdbf tjtsfrjj lsfls ə j B-frΘ?lswww.philips.com/support.

r dz^w lstsdts ufstsə^r B^r frjstdts taΘ.taj^h fls tjtatsə dbj dzz, tj j taj H tsə taΘ^h j dbd¢j dz ¢ "frjjtaΘə tsufdbsdzz frjstsdbz" ¢tsdzjΘdbd¢f Philips tjtsHatstsə^J lsj frjdbj H lzʁ h fj frjj H j dbd¢^w:

- l tsdzj ta¢lsftjΘ Philips
- u j tafdz ? dbsdzj ta¢ Philips
- r ΘlsΘtjts¢lzj¢f (dzs¢ j lstjststaj B tsə Θls frj^w ¢tsj f^w tjfdzΘlsj ¢ dz ¬ H ts¢lzdzj dbstsə)
- u taj H Θ¢tsdzj ʁ lsj taΘ, tjtatsuj frjfrjsta¬
  - 286/386/486/Pentium Pro/¸ tj j taΘlsfə db£^v tjΘdz^w ls
  - ¸ tj j taΘufftsdbd¢^v frjfrjsj dzΘ (Windows, DOS, OS/2, Apple Macintosh)
  - ∧ Θ¢frj¸ ts H j dz R dbsj tadj ls-B tatslz j ta¬?
- r tdzafj lzfrjsΘdbsə dzj dbdz j ¢Θtals

l Θdzfufj frjdj H lzʁ h f¬ frj j H j dbd¢? lsΘ¢¢ j tjtsdzs¢ j lslzf¢tstafls tjtatsuj frjfrj

- 1 tsHlsə j ta¢ H j dbd¢j tjts¢lzj¢f, ə ¢tslststatsdz lz¢ΘL Θdz : HΘlsΘtjts¢lzj¢f, tjtatsHΘə j u, dzsH j dz f frj ta¢ ? dz ? dbsdzj ta¢ fL H j dzf^w.
- 1 tsdzdz ? ΘHtaj frj tjts ¢tslststatsdzj dzj tsə¬tsH fdzs L Θ ta Θls dzj fdfrjjtaΘə dz ? dzsdbd¢lststa, f dz£ ¢tslststa ? dzj tsə¬tsH fdzs tjtsfrjsΘə fls dbsə^r ?.

"u tjtaΘə tsufdz j frjstsdz " tjts¢lzj¢f Θlsj dzj ? tjtatsHz¢uff ¢tsdzjΘdbd¢f Philips taΘfrjjtsdbs¢ j dz tjts ə frjj dzj dzsftdz z j dz£dbd¢lsj frjfrj dz£lz H dz^w H tsfrjszj¢f Θ¢ ¸ tsdbs¢Θ¢lsdbs? fdb£^w tstadzΘufdf F1rst Choice.

¸ db£dzlsΘ¢¢ j dzs¢ j dbs tsə taΘlsfls frj^w ufj taj L:

l j B-frΘ?ls *http://www.philips.com/support*

ęstsdłsOCłsdłs? q[d⅜ tstadzOuq[q[F1rst Choice

ułstaOdłę	ęstsH	ł tsdzjtcłsjdzjw tsdłę	ćOtaq[w
Austria	+43	0810 000206	ú 0.07
Belgium	+32	078 250851	ú 0.06
Denmark	+45	3525 8761	ʃ ¸jfrłsdłz ? łsOtaq[w dłę ŁətsdłęQ[
Finland	+358	09 2290 1908	ʃ ¸jfrłsdłz ? łsOtaq[w dłę ŁətsdłęQ[
France	+33	082161 1658	ú 0.09
Germany	+49	01803 386 853	ú 0.09
Greece	+30	00800 3122 1223	ɹ ¸jfrłʃdłęłsdłs
Ireland	+353	01 601 1161	ʃ ¸jfrłsdłz ? łsOtaq[w dłę ŁətsdłęQ[
Italy	+39	840 320 041	ú 0.08
Luxembourg	+352	26 84 30 00	ʃ ¸jfrłsdłz ? łsOtaq[w dłę ŁətsdłęQ[
The Netherlands	+31	0900 0400 063	ú 0.10
Norway	+47	2270 8250	ʃ ¸jfrłsdłz ? łsOtaq[w dłę ŁətsdłęQ[
Poland	+48	0223491505	ʃ ¸jfrłsdłz ? łsOtaq[w dłę ŁətsdłęQ[
Portugal	+351	2 1359 1440	ʃ ¸jfrłsdłz ? łsOtaq[w dłę ŁətsdłęQ[
Spain	+34	902 888 785	ú 0.10
Sweden	+46	08 632 0016	ʃ ¸jfrłsdłz ? łsOtaq[w dłę ŁətsdłęQ[
Switzerland	+41	02 2310 2116	ʃ ¸jfrłsdłz ? łsOtaq[w dłę ŁətsdłęQ[
United Kingdom	+44	0207 949 0069	ʃ ¸jfrłsdłz ? łsOtaq[w dłę ŁətsdłęQ[

ÇÇ¸ÇÇ¸Ç¸Ç¸Ç

ÇÇ¸ÇÇ¸Ç¸Ç¸Ç

Consumer Information Centers

Antilles • Argentina • Australia • Bangladesh • Brasil • Canada • Chile • China • Colombia • Belarus • Bulgaria • Croatia • Czech Republic • Estonia • Dubai • Hong Kong • Hungary • India • Indonesia • Korea • Latvia • Lithuania • Malaysia • Mexico • Morocco • New Zealand • Pakistan • Paraguay • Peru • Philippines • Romania • Russia • Serbia & Montenegro • Singapore • Slovakia • Slovenia • South Africa • Taiwan • Thailand • Turkey • Ukraine • Uruguay • Venezuela

Eastern Europe

BELARUS

Technical Center of JV IBA
M. Bogdanovich str. 155
BY - 220040 Minsk
Tel: +375 17 217 33 86

BULGARIA

LAN Service
140, Mimi Balkanska Str.
Office center Translog
1540 Sofia, Bulgaria
Tel: +359 2 960 2360
www.lan-service.bg

CZECH REPUBLIC

General Consumer Information Center
800 142100

Xpectrum
Lu.n§ 591/4
CZ - 160 00 Praha 6 Tel: 800 100 697
Email:info@xpectrum.cz
www.xpectrum.cz

CROATIA

Renoprom d.o.o.
Mlinska 5, Strmec
HR - 41430 Samobor
Tel: +385 1 333 0974

ESTONIA

FUJITSU SERVICES OU
Akadeemia tee 21G
EE-12618 Tallinn
Tel: +372 6519900
www.ee.invia.fujitsu.com

HUNGARY

General Consumer Information Center
0680018544 (Local call tariff)

Serware Szerviz
Vizimoln§r u. 2-4
HU - 1031 Budapest
Tel: +36 1 2426331
Email: inbox@serware.hu
www.serware.hu

HUNGARY

General Consumer Information Center
0680018544 (Local call tariff)

Profi Service Center Ltd.
123 Kulso-Vaci Street ,
H-1044 Budapest (Europe Center)
Hungary

Tel: +36 1 814 8080
m.andras@psc.hu

LATVIA

ServiceNet LV
Jelgavas iela 36
LV - 1055 Riga,
Tel: +371 7460399
Email: serviss@servicenet.lv

LITHUANIA

ServiceNet LT
Gaiziunu G. 3
LT - 3009 KAUNAS
Tel: +370 7400088
Email: servisas@servicenet.lt
www.servicenet.lt

ROMANIA

Blue Ridge Int'l Computers SRL
115, Mihai Eminescu St., Sector 2
RO - 020074 Bucharest
Tel: +40 21 2101969

SERBIA & MONTENEGRO

Tehnicom Service d.o.o.
Viline vode bb
Slobodna zona Beograd , L12/4
Belgrade 11000
Tel. +381 11 2070 664
Serbia

SLOVAKIA

General Consumer Information Center
0800004551

Datalan Servisne Stredisko
Puchovska 8
SK - 831 06 Bratislava
Tel: +421 2 49207155
Email: servis@datalan.sk

SLOVENIA

PC HAND
Brezovce 10
SI - 1236 Trzin
Tel: +386 1 530 08 24
Email: servis@pchand.si

RUSSIA

Tel: +7 095 961-1111
Tel: 8-800-200-0880
Website: www.philips.ru

TURKEY

T¿rk Philips Ticaret A.S.
Yukari Dudullu Org.San.Bolgesi
2.Cadde No:22
34776-Umraniye/Istanbul
Tel: (0800)-261 33 02

UKRAINE

Comel
Shevchenko street 32
UA - 49030 Dnepropetrovsk
Tel: +380 562320045
www.csp-comel.com

Latin America

ANTILLES

Philips Antillana N.V.
Kaminda A.J.E. Kusters 4
Zeelandia, P.O. box 3523-3051
Willemstad, Curacao
Phone: (09)-4612799
Fax : (09)-4612772

ARGENTINA

Philips Antillana N.V.
Vedia 3892 Capital Federal
CP: 1430 Buenos Aires
Phone/Fax: (011)-4544 2047

BRASIL

Philips da Amaz¹ nia Ind. Elet. Ltda.
Rua Verbo Divino, 1400-S«o Paulo-SP
CEP-04719-002
Phones: 11 21210203 -S«o Paulo & 0800-701-0203-Other Regions without S«o Paulo City

CHILE

Philips Chilena S.A.
Avenida Santa Maria 0760
P.O. box 2687Santiago de Chile
Phone: (02)-730 2000
Fax : (02)-777 6730

COLOMBIA

Industrias Philips de Colombia
S.A.-Division de Servicio
CARRERA 15 Nr. 104-33
Bogota, Colombia
Phone:(01)-8000 111001 (toll free)
Fax : (01)-619-4300/619-4104

MEXICO

Consumer Information Centre
Norte 45 No.669
Col. Industrial Vallejo
C.P.02300, -Mexico, D.F.
Phone: (05)-3687788 / 9180050462
Fax : (05)-7284272

PARAGUAY

Av. Rca. Argentina 1780 c/Alfredo Seiferheld
P.O. Box 605
Phone: (595 21) 664 333
Fax: (595 21) 664 336
Customer Desk:
Phone: 009 800 54 1 0004

PERU

Philips Peruana S.A.
Customer Desk
Comandante Espinar 719
Casilla 1841
Limab18
Phone: (01)-2136200
Fax : (01)-2136276

URUGUAY

Rambla O'Higgins 5303 Montevideo
Uruguay
Phone: (598) 619 66 66
Fax: (598) 619 77 77
Customer Desk:
Phone: 0004054176

VENEZUELA

Industrias Venezolanas Philips S.A.
Apartado Postal 1167
Caracas 1010-A
Phone: (02) 2377575
Fax : (02) 2376420

Canada

CANADA

Philips Electronics Ltd.
281 Hillmount Road
Markham, Ontario L6C 2S3
Phone: (800) 479-6696

Pacific

AUSTRALIA

Philips Consumer Electronics
Consumer Care Center
Level 1, 65 Epping Rd
North Ryde NSW 2113
Phone: 1300 363 391
Fax : +61 2 9947 0063

NEW ZEALAND

Philips New Zealand Ltd.
Consumer Help Desk
2 Wagener Place, Mt.Albert
P.O. box 1041
Auckland
Phone: 0800 477 999 (toll free)
Fax : 0800 288 588

Asia

BANGLADESH

Philips Service Centre
100 Kazi Nazrul Islam
Avenue Kawran Bazar C/A
Dhaka-1215
Phone: (02)-812909
Fax : (02)-813062

CHINA

SHANGHAI
Rm 1007, Hongyun Building, No. 501 Wuning road,
200063 Shanghai P.R. China
Phone: 4008 800 008
Fax: 21-52710058

HONG KONG

Philips Electronics Hong Kong Limited
Consumer Service
Unit A, 10/F. Park Sun Building
103-107 Wo Yi Hop Road
Kwai Chung, N.T.
Hong Kong
Phone: (852)26199663
Fax: (852)24815847

INDIA

Phone: 91-20-712 2048 ext: 2765
Fax: 91-20-712 1558

BOMBAY
Philips India
Customer Relation Centre
Bandbox House
254-D Dr. A Besant Road, Worli
Bombay 400 025

CALCUTTA
Customer Relation Centre
7 justice Chandra Madhab Road
Calcutta 700 020

MADRAS
Customer Relation Centre
3, Haddows Road
Madras 600 006

NEW DELHI
Customer Relation Centre
68, Shivaji Marg
New Dehli 110 015

INDONESIA

Philips Group of Companies in Indonesia
Consumer Information Centre
Jl.Buncit Raya Kav. 99-100
12510 Jakarta
Phone: (021)-7940040 ext: 2100
Fax : (021)-794 7511 / 794 7539

KOREA

Philips Consumer Service
Jeong An Bldg. 112-2
Banpo-dong, Seocho-Ku
Seoul, Korea
Customer Careline: 080-600-6600
Phone: (02) 709-1200
Fax : (02) 595-9688

MALAYSIA

After Market Solutions Sdn Bhd,
Philips Authorised Service Center,
Lot 6, Jalan 225, Section 51A,
46100 Petaling Jaya,
Selangor Darul Ehsan,
Malaysia.
Phone: (603)-7954 9691/7956 3695
Fax: (603)-7954 8504
Customer Careline: 1800-880-180

PAKISTAN

Philips Consumer Service
Mubarak manzil,
39, Garden Road, Saddar,
Karachi-74400
Tel: (9221) 2737411-16
Fax: (9221) 2721167
E-mail: care@philips.com
Website: www.philips.com.pk

PHILIPPINES

PHILIPS ELECTRONICS & LIGHTING, INC.
Consumer Electronics
48F PBCOM tower
6795 Ayala Avenue cor VA Rufino St.
Salcedo Village
1227 Makati City, PHILS
Phone: (02)-888 0572, Domestic Toll Free: 1-800-10-PHILIPS or 1-800-10-744 5477
Fax: (02)-888 0571

SINGAPORE

Accord Customer Care Solutions Ltd
Authorized Philips Service Center
Consumer Service
620A Lorong 1 Toa Rayoh
Singapore 319762
Tel: +65 6882 3999
Fax: +65 6250 8037

TAIWAN

Philips Taiwan Ltd.
Consumer Information Centre
13F, No. 3-1 Yuan Qu St., Nan Gang Dist.,
Taipei 115, Taiwan
Phone: 0800-231-099
Fax : (02)-3789-2641

THAILAND

Philips Electronics (Thailand) Ltd.
26-28th floor, Thai Summit Tower
1768 New Petchburi Road
Khwaeng Bangkapi, Khet Huaykhwang
Bangkok10320 Thailand
Tel: (66)2-6528652
E-mail: cic Thai@philips.com

Africa

MOROCCO

Philips Electronique Maroc
304,BD Mohamed V
Casablanca
Phone: (02)-302992
Fax : (02)-303446

SOUTH AFRICA

PHILIPS SA (PTY) LTD
Customer Care Center
195 Main Road
Martindale, Johannesburg
P.O. box 58088
Newville 2114
Telephone: +27 (0) 11 471 5194
Fax: +27 (0) 11 471 5123
E-mail: customercare.za@philips.com

Middle East

DUBAI

Philips Middle East B.V.
Consumer Information Centre
P.O.Box 7785
DUBAI
Phone: (04)-335 3666
Fax : (04)-335 3999

[illegible]

[illegible]

[illegible] Philips, [illegible]

[illegible] Philips [illegible] 12 [illegible]

[illegible] Philips [illegible]

[illegible] Philips [illegible]

[illegible] Philips [illegible]

[illegible]

- [illegible];
- [illegible];
- [illegible] Philips;
- [illegible]

[illegible]

[illegible] Philips [illegible]

[illegible]

[illegible] Philips [illegible]

[illegible] Philips - Philips Consumer Information Centers [illegible]

http://www.philips.com

¡ ÷ط÷ط÷ط¸ط¹ Philips F1rst Choice(ط¦ط¸ ط¦)

ط¸ ط¹ ط¦ط¸ط¹ط¦ط¸ط¹ط¦ط¸ط¹

ﾟﾟﾟ

تلفون Philips تلفون (877) 835-1838 (الساعات من ٨:٠٠ صباحاً إلى ٥:٠٠ مساءً بتوقيت شرق الولايات المتحدة) فقط تلفون (919) 573-7855 .

٤ تعليمات هامة للسلامة ...

١ تعليمات هامة للسلامة ٢ تلفون ٣ تعليمات هامة للسلامة ٤ تلفون ٥ تعليمات هامة للسلامة ٦ تلفون ٧ تعليمات هامة للسلامة ٨ تلفون ٩ تعليمات هامة للسلامة ١٠ تلفون ١١ تعليمات هامة للسلامة ١٢ تلفون

ตัวอย่างผลิตภัณฑ์ของคุณ

ชื่อผลิตภัณฑ์ _____

หมายเลขรุ่น _____

ตัวอย่างผลิตภัณฑ์ของคุณที่ให้ข้อมูลเพิ่มเติมเกี่ยวกับผลิตภัณฑ์ Philips ของคุณ ซึ่งรวมถึงข้อมูลเกี่ยวกับฟังก์ชันพิเศษ ข้อมูลเกี่ยวกับการใช้งานที่ง่ายขึ้น และข้อมูลเกี่ยวกับการซ่อมแซมที่ง่ายขึ้น.

ผลิตภัณฑ์ Philips ของคุณได้รับการออกแบบและผลิตขึ้นตามมาตรฐานคุณภาพสูงสุดของ Philips เพื่อให้ผลิตภัณฑ์มีประสิทธิภาพที่ดีเยี่ยมเป็นเวลานาน ผลิตภัณฑ์ดังกล่าวยังเป็นไปตามข้อกำหนดด้านความปลอดภัยและข้อบังคับที่เกี่ยวข้องทั้งหมดด้วย

- ข้อมูลเกี่ยวกับผลิตภัณฑ์ Philips
- ข้อมูลเกี่ยวกับผลิตภัณฑ์ Philips
- ข้อมูลเกี่ยวกับการซ่อมแซม (ชิ้นส่วนที่ใช้ได้กับการซ่อมแซม)
- ข้อมูลเกี่ยวกับซอฟต์แวร์ที่ใช้ได้ ฯลฯ:
  - 286/386/486/Pentium Pro/Celeron
  - ระบบปฏิบัติการที่ใช้ได้ (Windows, DOS, OS/2, Apple Macintosh)
  - ฮาร์ดแวร์/ซอฟต์แวร์ที่ต้องการ
- ข้อมูลเกี่ยวกับการซ่อมแซม
  ข้อมูลเกี่ยวกับศูนย์ซ่อมแซมที่ได้รับการอนุมัติ ซึ่งคุณสามารถนำผลิตภัณฑ์ที่ผิดปกติไปซ่อมแซมได้
- ข้อมูลเกี่ยวกับการใช้งานพื้นฐาน ซึ่งรวมถึงการตั้งค่าและการใช้งานฟังก์ชันที่ใช้บ่อย
- ข้อมูลเกี่ยวกับการซ่อมแซมที่ง่ายขึ้น ซึ่งรวมถึงข้อมูลเกี่ยวกับชิ้นส่วนที่ใช้ได้กับการซ่อมแซมที่ง่ายขึ้น

ชิ้นส่วนที่ใช้ได้กับการซ่อมแซม

Philips ให้บริการชิ้นส่วนที่ใช้ได้กับการซ่อมแซมเป็นเวลาอย่างน้อยสามปีหลังจากที่ผลิตภัณฑ์ดังกล่าวหยุดการผลิต ในช่วงเวลาดังกล่าวนี้ ชิ้นส่วนที่ใช้ได้กับการซ่อมแซมที่ง่ายขึ้นจะพร้อมให้บริการตั้งแต่เวลา 8:00 น. ถึง 21:00 น. ของวันทำการ ซึ่งรวมถึงวันเสาร์ (ยกเว้นวันอาทิตย์และวันหยุดนักขัตฤกษ์) ชิ้นส่วนที่ใช้ได้กับการซ่อมแซมที่ง่ายขึ้นจะพร้อมให้บริการ

ค้นหาข้อมูลเพิ่มเติมเกี่ยวกับผลิตภัณฑ์ Philips ของคุณได้ที่เว็บไซต์ Philips ของคุณ

ที่อยู่เว็บไซต์ *http://www.philips.com*

[illegible]

A B C D E F G H I J K L M N O P Q R S T U V W X Y Z

A

Active matrix (φ[illegible])

[illegible] TFT ([illegible]).

Amorphous silicon (a-Si) (φ[illegible])

[illegible] (TFT) [illegible].

Aspect ratio (λ [illegible])

[illegible] 4:3. [illegible] 16:9 [illegible] 16:10.

[illegible]

B

Backlight ([illegible])

[illegible] TFT [illegible].

Brightness ([illegible])

[illegible]

ﺭﻭﺷﻨﺎﻳﻲ ﻫﺎﻱ ﺑﺎﻻ ﻭ ﭘﺎﻳﻴﻦ ﺑﺮﺍﻱ ﻣﺤﻴﻂ ﻫﺎﻱ ﻣﺨﺘﻠﻒ ﻣﻨﺎﺳﺐ ﻫﺴﺘﻨﺪ. ﻫﺮ ﻫﺪﻑ ﻳﺎ ﻣﺤﻴﻂ ﻛﺎﺭﻱ ﻧﻴﺎز ﺑﻪ ﺭﻭﺷﻨﺎﻳﻲ ﺧﺎﺻﻲ ﺩﺍﺭﺩ ﻛﻪ ﺑﺎﻳﺪ ﺑﺮﺍﻱ ﻫﺮ ﻣﺤﻴﻂ ﻛﺎﺭﻱ ﻳﻚ ﺳﻄﺢ ﺭﻭﺷﻨﺎﻳﻲ ﻣﺸﺨﺺ ﺑﻪ ﻛﺎﺭ ﺑﺮﻭﺩ.

ﺑﺮﺍﻱ ﺍﻧﺪﺍﺯﻩ ﮔﻴﺮﻱ ﺭﻭﺷﻨﺎﻳﻲ ﻫﺎﻱ ﻣﺨﺘﻠﻒ ﻣﻌﻴﺎﺭﻫﺎﻳﻲ ﺑﺮﺍﻱ ﻫﺮ ﻣﺤﻴﻂ ﻛﺎﺭﻱ ﺗﻌﺮﻳﻒ ﺷﺪﻩ ﻛﻪ ﺑﺎﻳﺪ ﺑﺮﺍﻱ ﻫﺮ ﻣﺤﻴﻂ ﻛﺎﺭﻱ ﺑﻪ ﻛﺎﺭ ﺑﺮﻭﺩ. ﺑﺮﺍﻱ ﻣﺤﻴﻂ ﻛﺎﺭﻱ ﻣﻌﻴﺎﺭﻫﺎﻳﻲ ﻣﺎﻧﻨﺪ ﺭﻭﺷﻨﺎﻳﻲ ﻣﻄﻠﻮﺏ، ﻳﻜﻨﻮﺍﺧﺖ ﻳﺎ ﺭﻧﮓ ﻣﻄﻠﻮﺏ ﻭﺟﻮﺩ ﺩﺍﺭﺩ ﻛﻪ ﺑﺎﻳﺪ ﺑﺮﺍﻱ ﻫﺮ ﻣﺤﻴﻂ ﻛﺎﺭﻱ ﺑﻪ ﻛﺎﺭ ﺑﺮﻭﺩ.

C

CCFL (ﻻﻣﭗ ﻓﻠﻮﺭﺳﺎﻧﺲ ﻛﺎﺗﺪﻱ ﺳﺮﺩ)

ﻳﻚ ﻻﻣﭗ ﻓﻠﻮﺭﺳﺎﻧﺲ ﻛﺎﺗﺪﻱ ﺳﺮﺩ ﻣﻌﻤﻮﻻً ﺑﺮﺍﻱ ﻧﻮﺭ ﭘﺸﺖ ﻣﺎﻧﻴﺘﻮﺭﻫﺎﻱ ﺑﺎﻛﻴﻔﻴﺖ ﺑﺎﻻ ﻣﻮﺭﺩ ﺍﺳﺘﻔﺎﺩﻩ ﻗﺮﺍﺭ ﻣﻲﮔﻴﺮﺩ. ﻳﻚ ﻻﻣﭗ ﻓﻠﻮﺭﺳﺎﻧﺲ ﺳﺮﺩ ﺑﺮﺍﻱ ﺗﻮﻟﻴﺪ ﻧﻮﺭ ﺳﻔﻴﺪ ﺑﻪ ﺟﺎﻱ ﺍﺳﺘﻔﺎﺩﻩ ﺍﺯ ﻻﻣﭗ ﻫﺎﻱ ﺭﺷﺘﻪﺍﻱ ﺑﺎﻳﺪ ﺍﺯ ﺳﻪ ﻻﻣﭗ ﻣﺠﺰﺍ ﺍﺳﺘﻔﺎﺩﻩ ﻛﺮﺩ.

Chromaticity (ﻛﻴﻔﻴﺖ ﺭﻧﮓ)

ﻳﻚ ﻻﻣﭗ ﻓﻠﻮﺭﺳﺎﻧﺲ ﺳﺮﺩ ﻣﻌﻤﻮﻻً ﺑﺮﺍﻱ ﻧﻮﺭ ﭘﺸﺖ ﻣﺎﻧﻴﺘﻮﺭﻫﺎﻱ ﺑﺎﻛﻴﻔﻴﺖ ﺑﺎﻻ ﻣﻮﺭﺩ ﺍﺳﺘﻔﺎﺩﻩ ﻗﺮﺍﺭ ﻣﻲﮔﻴﺮﺩ. ﻛﻴﻔﻴﺖ ﺭﻧﮓ ﻳﺎ ﻛﻴﻔﻴﺖ ﺳﻔﻴﺪ ﻫﺎﻱ ﺑﺎﻻ ﻣﻌﻤﻮﻻً ﺑﺮﺍﻱ ﺗﻮﻟﻴﺪ ﻧﻮﺭ ﺳﻔﻴﺪ ﺑﻪ ﻛﺎﺭ ﻣﻲﺭﻭﺩ، ﺍﻣﺎ ﺑﺮﺍﻱ ﺗﻮﻟﻴﺪ ﻧﻮﺭ ﺳﻔﻴﺪ ﻣﻌﻤﻮﻻً ﺑﻪ ﺳﻪ ﻻﻣﭗ ﻣﺠﺰﺍ ﻧﻴﺎز ﺍﺳﺖ.

CIE (Commission International de l'Eclairage)

ﺳﺎﺯﻣﺎﻥ ﺑﻴﻦ ﺍﻟﻤﻠﻠﻲ ﺭﻭﺷﻨﺎﻳﻲ ﻛﻪ ﺑﺮﺍﻱ ﺍﻧﺪﺍﺯﻩ ﮔﻴﺮﻱ ﻛﻴﻔﻴﺖ ﺭﻧﮓ ﻫﺎﻱ ﻣﺨﺘﻠﻒ ﻣﻨﺎﺑﻊ ﻧﻮﺭ ﻣﻌﻴﺎﺭﻫﺎﻳﻲ ﺭﺍ ﺍﺭﺍﺋﻪ ﻛﺮﺩﻩ ﺍﺳﺖ.

Color temperature (ﺩﻣﺎﻱ ﺭﻧﮓ ﻳﻚ ﺟﺴﻢ ﺳﻴﺎﻫﻴﻦ)

ﺍﻳﻦ ﻛﻤﻴﺖ ﺑﺮﺍﻱ ﺗﻌﻴﻴﻦ ﻛﻴﻔﻴﺖ ﻧﻮﺭ ﻣﻌﻤﻮﻻً ﺑﺮﺍﻱ ﻣﺤﻴﻂ ﻛﺎﺭﻱ ﺑﻪ ﻛﺎﺭ ﻣﻲﺭﻭﺩ. ﻣﻌﻤﻮﻻً ﺑﺮﺍﻱ ﺍﻧﺪﺍﺯﻩ ﮔﻴﺮﻱ ﺩﻣﺎﻱ ﺭﻧﮓ ﻳﻚ ﺟﺴﻢ ﺳﻴﺎﻫﻴﻦ ﺑﻪ ﻛﺎﺭ ﻣﻲﺭﻭﺩ. ﺍﻳﻦ ﺟﺴﻢ (ﻳﺎ ﻛﻴﻔﻴﺖ ﺭﻧﮓ ﻣﻌﺎﺩﻝ ﺁﻥ) ﻳﻚ ﻛﻴﻔﻴﺖ ﺭﻧﮓ ﺳﻔﻴﺪ ﺍﺳﺖ ﻛﻪ ﺑﺎﻳﺪ ﺑﺮﺍﻱ ﺍﻳﺠﺎﺩ ﻳﻚ ﻣﺤﻴﻂ ﻛﺎﺭﻱ ﺑﻪ ﻛﺎﺭ ﺑﺮﻭﺩ. ﺍﻳﻦ ﺟﺴﻢ ﺑﺮﺍﻱ ﺍﻳﺠﺎﺩ ﻳﻚ ﻣﺤﻴﻂ ﻛﺎﺭﻱ ﺑﺎ ﺩﻣﺎﻱ 2400ÁK ﻣﻨﺎﺳﺐ ﻣﻲﺑﺎﺷﺪ، ﺍﻣﺎ ﺑﺮﺍﻱ ﺍﻳﺠﺎﺩ ﻳﻚ ﻣﺤﻴﻂ ﻛﺎﺭﻱ ﺑﺎ ﺩﻣﺎﻱ 9300ÁK ﻳﺎ ﺑﺎﻻﺗﺮ ﻣﻨﺎﺳﺐ ﻣﻲﺑﺎﺷﺪ. ﺍﻳﻦ ﺟﺴﻢ ﺑﺮﺍﻱ ﺍﻳﺠﺎﺩ ﻳﻚ ﻣﺤﻴﻂ ﻛﺎﺭﻱ ﺑﺎ ﺩﻣﺎﻱ 6504ÁK ﻳﺎ ﭘﺎﻳﻴﻦ ﺗﺮ ﻣﻨﺎﺳﺐ ﻣﻲﺑﺎﺷﺪ. ﺑﺮﺍﻱ ﻣﺜﺎﻝ Philips ﺍﺯ ﺳﻪ ﻻﻣﭗ ﻣﺠﺰﺍ ﺑﺮﺍﻱ ﺍﻳﺠﺎﺩ ﻳﻚ ﻣﺤﻴﻂ ﻛﺎﺭﻱ 9300ÁK، 6500ÁK ﻭ ﻧﻴﺰ ﺑﺮﺍﻱ ﺍﻳﺠﺎﺩ ﻳﻚ ﻣﺤﻴﻂ ﻛﺎﺭﻱ .

Contrast (ﻛﻨﺘﺮﺍﺳﺖ ﻣﻌﻤﻮﻻً ﺑﺮﺍﻱ ﻣﺎﻧﻴﺘﻮﺭﻫﺎﻱ ﻛﺎﻣﭙﻴﻮﺗﺮﻱ)

ﻛﻨﺘﺮﺍﺳﺖ ﻣﻌﻤﻮﻻً ﺑﺮﺍﻱ ﻣﺎﻧﻴﺘﻮﺭﻫﺎﻱ ﻛﺎﻣﭙﻴﻮﺗﺮﻱ ﻛﻪ ﺑﺮﺍﻱ ﻛﺎﺭ ﺑﺎ ﻣﺘﻦ ﻭ ﻧﻴﺰ ﺑﺮﺍﻱ ﻛﺎﺭ ﺑﺎ ﺗﺼﺎﻭﻳﺮ ﻣﻌﻤﻮﻻً ﺑﻪ ﻛﺎﺭ ﻣﻲﺭﻭﺩ.

Contrast ratio (ﻧﺴﺒﺖ ﻛﻨﺘﺮﺍﺳﺖ ﻣﻌﻤﻮﻻً ﺑﺮﺍﻱ ﻣﺎﻧﻴﺘﻮﺭﻫﺎﻱ ﻛﺎﻣﭙﻴﻮﺗﺮﻱ)

ﺍﻳﻦ ﻛﻤﻴﺖ ﺑﺮﺍﻱ ﺍﻧﺪﺍﺯﻩ ﮔﻴﺮﻱ ﻛﻨﺘﺮﺍﺳﺖ ﻣﻌﻤﻮﻻً ﺑﺮﺍﻱ ﻣﺎﻧﻴﺘﻮﺭﻫﺎﻱ ﻛﺎﻣﭙﻴﻮﺗﺮﻱ ﻛﻪ ﺑﺮﺍﻱ ﻛﺎﺭ ﺑﺎ ﻣﺘﻦ ﻭ ﻧﻴﺰ ﺑﺮﺍﻱ ﻛﺎﺭ ﺑﺎ ﺗﺼﺎﻭﻳﺮ ﻣﻌﻤﻮﻻً ﺑﻪ ﻛﺎﺭ ﻣﻲﺭﻭﺩ.

D

D-SUB

φdzΘdzsdzsor ? oΠtsHdzs? tcOLj jdz3VGA. J Θh dz3sdzflststc tJtsfrjsΘodzwjlsfrw frjΣΘBjdzjdz3D-Sub.

Digital Visual Interface (DVI) (ls tsdzΣts o tstJtcj Hj dzj dzdz Π dz3sHj dzw Π)

Λ dqw tdtsotsΣ odqHj tsqdzs j tcw j ?frj

Λ dqw tdtsotsΣ odqHj tsqdzsj tcw j ?frj(DVI) tsBj frjJj ujqΘjls or frjsΣtsfrjΣtstdtsfrjsdzs tJj tcj HΘuz ujqw tdtsotsΣ odqHj tsqdzw tstdz3Θuqqq dzjL Θodqfrpqdz3ts tsls lsqtJΘHdqfrjJdzjw. J frpdzsodzs? w lzdzΣuqj ? dqdzsj tcw j ?frjΘwodzwjlsfrw tsBj frjJj ujdzdzj frjsj Hdqdzjdzdzw dzjk Hlz Σtsdz3J r ls j tdtsdz3dq HdqfrjJdzj j dz3 υj Πdzdzuj frjΣdqj Πtc Σls j tdqfrjsdqΣdq dqdzsj tcw j ?frjΘ frjsodzj frjsqdz3 frjΠtc Σls j tdqfrjsdqΣdz3dq tJj tdrjsdzdz dz Π Σtsdz3J r ls j tdtso (1 ς) ofrj Π lsqtJtso (tcOBtsupqj frjΘdzupqq, dzdzfrjstsdz dz j 1 ς, Htstdtsk dz j 1 ς dq lstJ.), Bdz dtsHΘtcw uj dz3z tsdzdzq dz3sdzls dqfrJtsdz L tsoΘls frjw frjsodzj frjsdzs.

Λ dqw tdtsotsΣ odqHj tsqdzsj tcw j ?frjtsBdz dzΘHΘj lsfrpdzj HlZr h dqdz3dqw lzdzΣuqtsdzdzdz dz3dq otsLdz3sk dzsfrjsw dz3dq:

/, J tsLdz3sk dzsfrjs tJtcdq tcOBtslsj o uqqw tdtsotsdz3w tstdz3Θlsj frjΠtcΘdzls H Θdzdz j frjdz3sdzj dzsΘdqΠ frjsLHΘdzdzw Hts frjuqqls o Θdzdzw Bj L tcdqfrjΣΘtJtslsj tcdq dqdz tstdz3Θuqqq.
0, l j LΘodqfrpqdz3sfrjs tslslsqtJΘHdqfrjJdzjw.
1, υj Πdzdzsodqw "oΣdz uqΣ dq tcOBtslsΣ" (Θolstsdz3Θlsqu jfrjΣtsj Σtsdz dqdztcqtdtsoΘdzdzj ΘJtJΘtcΘlsdz Π frjcj Hfrjso), tcj Θdzqq L zj dz3Θv tJzlsj dz3tsJj tcΘlsqo dzdzdtsdtstJtcj Hj dzj dzdzw tJtsHΣdz uj dzdzdtsdtstcOLj jdz3Θ-EDID dq DDC2B.
2, 1 tsHHj tcksΣΘuqqw tdtsotsdtsdq ΘdzΘdzdtsotsdtstcj kqdz3ΘtJtcq dqfrJtsdz L tsoΘdzdzq dq j Hqdzdzdtstcl j jdz3Θ.

Ezyx lφ]ΠΗ∩ ∫φΑφ l ξ∩φ] r l ∫ r

E

Energy Star Computers Programme

1 tdtscftcΘdz3dz3Θ dzj tcgtsfrpj tcj k j dzdzw Energy Star

j dzΘodzdzs? uj dz tJtdtsdtcΘdz3dz3 dzj tcgtsfrpj tcj k j dzdzw, frjsLHΘdzdzs? tJtsqdzdzuqqΘlsqo j υtJtcΘodzj dzdzw tJts L Θh qlsj tsΣtdzk Θ h j ? frjcj Hr (r t φ) Hz φ, wodzwjlsfrw tJtsHHj tcksΣΘtJtdtsqLotsHfrjso Θq tcΘfrJtdtsfrjstcΘdzj dzdzw dzΘtcr dzΣj w w j Σlsqo dzdzdtsdtstJtsk dzj tcgtsdtstJtslstcj B dzj dzdzr tsw qfrpdzdtsdtsΣtsdz3J r ls j tdtsdtsdtsotsBtstdzHtsoΘdzdzw. ΣtsdzJΘdzdzq, tcOBtslsΘh qj o tcΘdz3ΘΠk lsts? tJtdtsdtcΘdz3dz3 , Htsdzk dz tJtcqdzls dzΘfrj Bw tsBwL Θls j dz frjsoΘtJtsqLdtslstsodzj dzdzr tsHdzdzdtsqdzq dzj frJΣtsdz Σqq Π qLHj dzq ? , frJtsfrjsBdz Π tJj tcj Πtsq ls o frjsfrjstsw dzdzj dzdzL Σtsdtsk dzj tcgtsdtstJtslstcj B dzj dzdzw (< 30 J ls) tJtsqfrjs j uj dzdzqq dzqBtsLΘHΘdzdzdtsotcj dz3j dzdzq dzΘΠtsk Hj dzdzw o tJΘfrJfrpqodzdzdz3frjsfrjstsw dzdzq, dzqBtsotcj dz3j dzdzdtsqdzdzj tcoΘdzΘ, or BtcdzdzdtstJtsdz L tsoΘls j dzj dz3

G

Gamma (ᴇᴀᴍᴍᴀ)

ᴇᴀᴍᴍᴀ ᴄᴏʀʀᴇᴄᴛɪᴏɴ ɪꜱ ᴀ ᴍᴇᴀꜱᴜʀᴇᴍᴇɴᴛ ᴏꜰ ᴛʜᴇ ᴅᴇᴠɪᴀᴛɪᴏɴ ᴏꜰ ᴛʜᴇ ᴄᴏʟᴏʀꜱ ᴏꜰ ᴀ ᴄᴏᴍᴘᴜᴛᴇʀ ᴍᴏɴɪᴛᴏʀ ᴀᴄʀᴏꜱꜱ ᴛʜᴇ ᴅᴀʀᴋᴇꜱᴛ ᴀɴᴅ ᴛʜᴇ ʟɪɢʜᴛᴇꜱᴛ ᴄᴏʟᴏʀꜱ. ᴛʜᴇ ᴍᴏɴɪᴛᴏʀ ᴄᴏʟᴏʀꜱ ᴀʀᴇ ᴄᴏᴍᴘᴜᴛᴇᴅ ᴀᴄᴄᴏʀᴅɪɴɢ ᴛᴏ ᴀ ᴍᴀᴛʜᴇᴍᴀᴛɪᴄᴀʟ ᴅᴇᴠɪᴀᴛɪᴏɴ ᴏꜰ ᴛʜᴇ ᴄᴏʟᴏʀꜱ ᴏꜰ ᴛʜᴇ ᴄᴏᴍᴘᴜᴛᴇʀ ᴍᴏɴɪᴛᴏʀ ᴄᴏᴍᴘᴜᴛᴇᴅ ᴀᴄᴄᴏʀᴅɪɴɢ ᴛᴏ ᴛʜᴇ ᴅᴇᴠɪᴀᴛɪᴏɴ ᴏꜰ ᴛʜᴇ ᴄᴏʟᴏʀꜱ ᴏꜰ ᴛʜᴇ ᴄᴏᴍᴘᴜᴛᴇʀ ᴍᴏɴɪᴛᴏʀ.

Grayscale (ɢʀᴀʏꜱᴄᴀʟᴇ)

ᴀ ᴄᴏʟᴏʀ ᴍᴏᴅᴇʟ ᴜꜱᴇᴅ ᴛᴏ ᴅᴇꜱᴄʀɪʙᴇ ᴄᴏʟᴏʀꜱ ᴏꜰ ᴀ ᴄᴏᴍᴘᴜᴛᴇʀ ᴍᴏɴɪᴛᴏʀ. ᴛʜᴇ ᴍᴏɴɪᴛᴏʀ ᴄᴏʟᴏʀꜱ ᴀʀᴇ ᴄᴏᴍᴘᴜᴛᴇᴅ ᴀᴄᴄᴏʀᴅɪɴɢ ᴛᴏ ᴀ ᴍᴀᴛʜᴇᴍᴀᴛɪᴄᴀʟ ᴅᴇᴠɪᴀᴛɪᴏɴ ᴏꜰ ᴛʜᴇ ᴄᴏʟᴏʀꜱ ᴏꜰ ᴛʜᴇ ᴄᴏᴍᴘᴜᴛᴇʀ ᴍᴏɴɪᴛᴏʀ. ᴛʜᴇ ᴍᴏɴɪᴛᴏʀ ᴄᴏʟᴏʀꜱ ᴀʀᴇ ᴄᴏᴍᴘᴜᴛᴇᴅ ᴀᴄᴄᴏʀᴅɪɴɢ ᴛᴏ ᴛʜᴇ ᴅᴇᴠɪᴀᴛɪᴏɴ ᴏꜰ ᴛʜᴇ ᴄᴏʟᴏʀꜱ ᴏꜰ ᴛʜᴇ ᴄᴏᴍᴘᴜᴛᴇʀ ᴍᴏɴɪᴛᴏʀ. ᴛʜᴇ ᴍᴏɴɪᴛᴏʀ ᴄᴏʟᴏʀꜱ ᴀʀᴇ ᴄᴏᴍᴘᴜᴛᴇᴅ ᴀᴄᴄᴏʀᴅɪɴɢ ᴛᴏ ᴛʜᴇ ᴅᴇᴠɪᴀᴛɪᴏɴ ᴏꜰ ᴛʜᴇ ᴄᴏʟᴏʀꜱ ᴏꜰ ᴛʜᴇ ᴄᴏᴍᴘᴜᴛᴇʀ ᴍᴏɴɪᴛᴏʀ. ᴛʜᴇ ᴍᴏɴɪᴛᴏʀ ᴄᴏʟᴏʀꜱ ᴀʀᴇ ᴄᴏᴍᴘᴜᴛᴇᴅ ᴀᴄᴄᴏʀᴅɪɴɢ ᴛᴏ ᴛʜᴇ ᴅᴇᴠɪᴀᴛɪᴏɴ ᴏꜰ ᴛʜᴇ ᴄᴏʟᴏʀꜱ ᴏꜰ ᴛʜᴇ ᴄᴏᴍᴘᴜᴛᴇʀ ᴍᴏɴɪᴛᴏʀ. 8 ʙᴜᴛꜱ, $2^8 = 256$ ᴄᴏʟᴏʀꜱ. ᴛʜᴇ ᴄᴏʟᴏʀꜱ ᴀʀᴇ ᴄᴏᴍᴘᴜᴛᴇᴅ ᴀᴄᴄᴏʀᴅɪɴɢ ᴛᴏ ᴛʜᴇ ᴅᴇᴠɪᴀᴛɪᴏɴ ᴏꜰ ᴛʜᴇ ᴄᴏʟᴏʀꜱ ᴏꜰ ᴛʜᴇ ᴄᴏᴍᴘᴜᴛᴇʀ ᴍᴏɴɪᴛᴏʀ. R.G.B. ᴄᴏʟᴏʀꜱ ᴀʀᴇ 256 ᴄᴏʟᴏʀꜱ. ᴛʜᴇ ᴄᴏᴍᴘᴜᴛᴇʀ ᴍᴏɴɪᴛᴏʀ ᴄᴀɴ ᴅᴉꜱᴘʟᴀʏ 256x256x256= 16,7 ᴍɪʟʟɪᴏɴ.16,7

ᴛᴏᴘ ᴏꜰ ᴛʜᴇ ᴘᴀɢᴇ

H

Hue (ʜᴜᴇ)

ᴀ ᴄᴏʟᴏʀ ᴍᴏᴅᴇʟ ᴜꜱᴇᴅ ᴛᴏ ᴅᴇꜱᴄʀɪʙᴇ ᴄᴏʟᴏʀꜱ. ᴛʜᴇ ᴄᴏʟᴏʀꜱ ᴀʀᴇ ᴄᴏᴍᴘᴜᴛᴇᴅ ᴀᴄᴄᴏʀᴅɪɴɢ ᴛᴏ ᴛʜᴇ ᴅᴇᴠɪᴀᴛɪᴏɴ ᴏꜰ ᴛʜᴇ ᴄᴏʟᴏʀꜱ ᴏꜰ ᴛʜᴇ ᴄᴏᴍᴘᴜᴛᴇʀ ᴍᴏɴɪᴛᴏʀ. ᴛʜᴇ ᴍᴏɴɪᴛᴏʀ ᴄᴏʟᴏʀꜱ ᴀʀᴇ ᴄᴏᴍᴘᴜᴛᴇᴅ ᴀᴄᴄᴏʀᴅɪɴɢ ᴛᴏ ᴛʜᴇ ᴅᴇᴠɪᴀᴛɪᴏɴ ᴏꜰ ᴛʜᴇ ᴄᴏʟᴏʀꜱ ᴏꜰ ᴛʜᴇ ᴄᴏᴍᴘᴜᴛᴇʀ ᴍᴏɴɪᴛᴏʀ. ᴛʜᴇ ᴍᴏɴɪᴛᴏʀ ᴄᴏʟᴏʀꜱ ᴀʀᴇ ᴄᴏᴍᴘᴜᴛᴇᴅ ᴀᴄᴄᴏʀᴅɪɴɢ ᴛᴏ ᴛʜᴇ ᴅᴇᴠɪᴀᴛɪᴏɴ ᴏꜰ ᴛʜᴇ ᴄᴏʟᴏʀꜱ ᴏꜰ ᴛʜᴇ ᴄᴏᴍᴘᴜᴛᴇʀ ᴍᴏɴɪᴛᴏʀ. ᴛʜᴇ ᴍᴏɴɪᴛᴏʀ ᴄᴏʟᴏʀꜱ ᴀʀᴇ ᴄᴏᴍᴘᴜᴛᴇᴅ ᴀᴄᴄᴏʀᴅɪɴɢ ᴛᴏ ᴛʜᴇ ᴅᴇᴠɪᴀᴛɪᴏɴ ᴏꜰ ᴛʜᴇ ᴄᴏʟᴏʀꜱ ᴏꜰ ᴛʜᴇ ᴄᴏᴍᴘᴜᴛᴇʀ ᴍᴏɴɪᴛᴏʀ. ᴛʜᴇ ᴍᴏɴɪᴛᴏʀ ᴄᴏʟᴏʀꜱ ᴀʀᴇ ᴄᴏᴍᴘᴜᴛᴇᴅ ᴀᴄᴄᴏʀᴅɪɴɢ ᴛᴏ ᴛʜᴇ ᴅᴇᴠɪᴀᴛɪᴏɴ ᴏꜰ ᴛʜᴇ ᴄᴏʟᴏʀꜱ ᴏꜰ ᴛʜᴇ ᴄᴏᴍᴘᴜᴛᴇʀ ᴍᴏɴɪᴛᴏʀ. ᴛʜᴇ ᴍᴏɴɪᴛᴏʀ ᴄᴏʟᴏʀꜱ ᴀʀᴇ ᴄᴏᴍᴘᴜᴛᴇᴅ ᴀᴄᴄᴏʀᴅɪɴɢ ᴛᴏ ᴛʜᴇ ᴅᴇᴠɪᴀᴛɪᴏɴ ᴏꜰ ᴛʜᴇ ᴄᴏʟᴏʀꜱ ᴏꜰ ᴛʜᴇ ᴄᴏᴍᴘᴜᴛᴇʀ ᴍᴏɴɪᴛᴏʀ.

ᴛᴏᴘ ᴏꜰ ᴛʜᴇ ᴘᴀɢᴇ

I

IPS (In Plane Switching - ɪᴘꜱ)

ᴀ ᴍᴏᴅᴇʟ ᴏꜰ ᴛʜᴇ ᴅᴇᴠɪᴀᴛɪᴏɴ ᴏꜰ ᴛʜᴇ ᴄᴏʟᴏʀꜱ ᴏꜰ ᴛʜᴇ ᴄᴏᴍᴘᴜᴛᴇʀ ᴍᴏɴɪᴛᴏʀ. ᴛʜᴇ ᴍᴏᴅᴇʟ ᴜꜱᴇꜱ ᴛʜᴇ ᴄᴏʟᴏʀꜱ ᴏꜰ ᴛʜᴇ ᴄᴏᴍᴘᴜᴛᴇʀ ᴍᴏɴɪᴛᴏʀ. ᴛʜᴇ ᴍᴏᴅᴇʟ ᴜꜱᴇꜱ ᴛʜᴇ ᴄᴏʟᴏʀꜱ ᴏꜰ ᴛʜᴇ ᴄᴏᴍᴘᴜᴛᴇʀ ᴍᴏɴɪᴛᴏʀ.

ᴛᴏᴘ ᴏꜰ ᴛʜᴇ ᴘᴀɢᴇ

L

LCD (ʟɪQUID CRYSTAL DISPLAY)

ʟɪQUID CRYSTAL DISPLAY, ᴏʀ LCD, ɪꜱ ᴀ ᴛᴇᴄʜɴᴏʟᴏɢʏ ᴜꜱᴇᴅ ᴛᴏ ᴅɪꜱᴘʟᴀʏ ᴅᴀᴛᴀ ᴏʀ ᴠɪᴅᴇᴏ ᴏɴ ᴀ ᴅᴇᴠɪᴄᴇ. ʟɪQUID CRYSTAL DISPLAY, ᴏʀ LCD, ᴜꜱᴇꜱ ᴀ ᴄᴏᴍʙɪɴᴀᴛɪᴏɴ ᴏꜱ ᴀ ʟɪQUID CRYSTAL ᴀɴᴅ ᴀ ᴍᴀᴛʀɪx ᴏꜱ ᴇʟᴇᴄᴛʀᴏᴅᴇꜱ ᴛᴏ ᴄᴏɴᴛʀᴏʟ ᴛʜᴇ ᴅɪꜱᴘʟᴀʏ ᴏꜱ ᴄʜᴀʀᴀᴄᴛᴇʀꜱ ᴏʀ ᴘɪxᴇʟꜱ. ᴛʜᴇꜱᴇ ᴄʜᴀʀᴀᴄᴛᴇʀꜱ ᴏʀ ᴘɪxᴇʟꜱ ᴀʀᴇ ᴜꜱᴜᴀʟʟʏ ᴀʀʀᴀɴɢᴇᴅ ᴛᴏ ᴘʀᴏᴅᴜᴄᴇ ᴀ ᴜꜱᴇꜱᴜʟ ᴅᴀᴛᴀ ᴏʀ ᴠɪᴅᴇᴏ ᴅɪꜱᴘʟᴀʏ.

Liquid crystal (ʟɪQUID CRYSTAL)

ʟɪQUID CRYSTALꜱ ᴀʀᴇ ᴀ ᴍᴀᴛᴇʀɪᴀʟ ᴛʜᴀᴛ ᴅᴏᴇꜱ ɴᴏᴛ ᴇxʜɪʙɪᴛ ᴀ ꜱᴏʟɪᴅ ᴘʜᴀꜱᴇ ᴀᴛ ᴀ ᴄᴇʀᴛᴀɪɴ ᴛᴇᴍᴘᴇʀᴀᴛᴜʀᴇ. ᴛʜᴇꜱᴇ ᴍᴀᴛᴇʀɪᴀʟꜱ ᴄᴀɴ ᴇxʜɪʙɪᴛ ᴍᴜʟᴛɪᴘʟᴇ ᴘʜᴀꜱᴇꜱ ᴏꜱ ᴍᴀᴛᴛᴇʀ ᴀᴛ ᴅɪꜱᴛɪɴᴄᴛ ᴛᴇᴍᴘᴇʀᴀᴛᴜʀᴇꜱ. ᴏɴᴇ ᴏꜱ ᴛʜᴇꜱᴇ ᴘʜᴀꜱᴇꜱ ᴍᴀʏ ʙᴇ ᴀ ʟɪQUID CRYSTAL ᴘʜᴀꜱᴇ ᴀᴛ ᴛᴇᴍᴘᴇʀᴀᴛᴜʀᴇꜱ ᴀʙᴏᴠᴇ ᴛʜᴀᴛ ᴀʀᴇ ᴛᴏᴏ ʜɪɢʜ ᴛᴏ ᴀᴄʜɪᴇᴠᴇ ᴀ ᴄʀʏᴏᴛᴀʟʟɪɴᴇ ᴏʀ ᴀᴍᴏʀᴘʜᴏᴜꜱ ᴘʜᴀꜱᴇ, ʙᴜᴛ ᴛᴏᴏ ʟᴏᴡ ᴛᴏ ᴀᴄʜɪᴇᴠᴇ ᴀ ᴜꜱᴜᴀʟ ʟɪQUID ᴘʜᴀꜱᴇ. ᴏɴᴇ ᴏꜱ ᴛʜᴇꜱᴇ ᴘʜᴀꜱᴇꜱ ᴍᴀʏ ʙᴇ ᴀ ʟɪQUID CRYSTAL ᴘʜᴀꜱᴇ ᴀᴛ ᴛᴇᴍᴘᴇʀᴀᴛᴜʀᴇꜱ ʙᴇᴛᴡᴇᴇɴ ᴛʜᴀᴛ ᴏꜱ ᴀ ᴍᴇʟᴛᴇᴅ ꜱᴏʟɪᴅ ᴀɴᴅ ᴛʜᴀᴛ ᴏꜱ ᴀ ʟɪQUID. ᴍᴏꜱᴛ ᴏꜱ ᴛʜᴇ ᴍᴀᴛᴇʀɪᴀʟꜱ ᴜꜱᴇᴅ ᴛᴏ ᴍᴀᴋᴇ ʟɪQUID CRYSTAL ᴅɪꜱᴘʟᴀʏꜱ ᴀʀᴇ ᴏʀɢᴀɴɪᴄ ᴍᴏʟᴇᴄᴜʟᴇꜱ ᴏꜱ ᴀ ᴄᴏᴍᴘʟᴇx ʟᴏɴɢ ꜱʜᴀᴘᴇ. ᴛʜᴇꜱᴇ ᴍᴏʟᴇᴄᴜʟᴇꜱ ᴀʀᴇ ᴇᴍʙᴇᴅᴅᴇᴅ ɪɴ ᴀ ᴍᴀᴛʀɪx ᴏꜱ ᴍᴏʟᴇᴄᴜʟᴇꜱ ᴛʜᴀᴛ ᴄᴀɴ ʙᴇ ᴍᴏᴠᴇᴅ ᴀɴᴅ ᴏʀɪᴇɴᴛᴇᴅ ᴛᴏ ᴠᴀʀʏ ᴛʜᴇ ᴘᴀᴛʜ ᴏꜱ ʟɪGHT ᴛʜᴀᴛ ᴘᴀꜱꜱᴇꜱ ᴛʜʀᴏᴜɢʜ ᴛʜᴇᴍ.

ɴᴏᴛ ᴏꜱ ᴍᴏᴅᴇꜱ

ᴍᴏꜱᴛ ᴏꜱ ᴛʜᴇ ᴍᴏᴅᴇꜱ ᴜꜱᴇᴅ ᴛᴏ ᴍᴀᴋᴇ ʟɪQUID CRYSTAL ᴅɪꜱᴘʟᴀʏꜱ ᴀʀᴇ ᴛᴡɪꜱᴛᴇᴅ ᴀɴᴅ ᴛᴡᴏ-ᴅɪᴍᴇɴꜱɪᴏɴᴀʟ ᴀɴᴅ ᴀʟʟ ᴏᴛʜᴇʀ ᴍᴏᴅᴇꜱ ᴀʀᴇ ᴅᴇꜱᴄʀɪʙᴇᴅ ᴏɴʟʏ ᴀꜱ ᴛᴡᴏ-ᴅɪᴍᴇɴꜱɪᴏɴᴀʟ ᴍᴏᴅᴇꜱ ꜱᴏʀ ᴄᴏᴍᴍᴏɴʟʏ. 1 ᴍᴍ ᴛʜɪᴄᴋ ᴅᴇᴠɪᴄᴇꜱ ᴀʀᴇ ᴜꜱᴜᴀʟʟʏ=3,426 ᴘɪxᴇʟꜱ/ᴄᴍ².

ᴇʏᴇ ᴛᴏ ᴛᴜʀɴ ᴏɴ ᴀ ᴄᴏʟᴏʀ ᴄᴀᴍᴇʀᴀ ᴏʀ ᴄᴏʟᴏʀ ᴅᴇᴠɪᴄᴇ

N

Nit (ᴜɴɪᴛ)

ᴀ ᴜɴɪᴛ ᴏꜱ ʟᴜᴍɪɴᴏᴜꜱ ᴅᴇᴠɪᴄᴇ ᴏʀ ᴀ ᴜɴɪᴛ ᴏꜱ ᴍᴇᴀꜱᴜʀᴇᴍᴇɴᴛ ᴏꜱ ʟᴜᴍɪɴᴏᴜꜱ ᴘᴏᴡᴇʀ. 1 ᴘɪxᴇʟ/ᴄᴍ² ᴇQUᴀLꜱ 0,292 ᴍᴍ ᴛʜɪᴄᴋ ᴅᴇᴠɪᴄᴇꜱ.

ᴇʏᴇ ᴛᴏ ᴛᴜʀɴ ᴏɴ ᴀ ᴄᴏʟᴏʀ ᴄᴀᴍᴇʀᴀ ᴏʀ ᴄᴏʟᴏʀ ᴅᴇᴠɪᴄᴇ

P

PerfecTune

PerfecTune ᴛᴇᴄʜɴᴏʟᴏɢʏ ᴅᴇᴠᴇʟᴏᴘᴇᴅ ʙʏ Philips ᴀɴᴅ ᴄᴏᴍᴍᴇʀᴄɪᴀʟɪᴢᴇᴅ ᴜɴᴅᴇʀ ᴛʜᴇ ᴛʀᴀᴅᴇᴍᴀʀᴋ ᴏꜱ ᴛʜᴇ ᴄᴏᴍᴘᴀɴʏ ᴀᴛᴛᴇᴍᴘᴛꜱ ᴛᴏ ᴇxᴛᴇɴᴅ ᴛʜᴇ ᴜꜱᴇꜱ ᴏꜱ ᴛʜᴇ ᴄᴏᴍᴍᴏɴ ᴄᴏᴍᴘᴜᴛᴇʀ ᴍᴏᴜꜱᴇ ᴛᴏ ᴀᴄᴄᴏᴍᴍᴏᴅᴀᴛᴇ ᴍᴏʀᴇ ᴛᴀꜱᴋꜱ ᴀᴄʀᴏꜱꜱ ᴍᴜʟᴛɪᴘʟᴇ ᴅᴏᴍᴀɪɴꜱ. ᴛʜᴇꜱᴇ ᴛᴀꜱᴋꜱ ᴀʀᴇ ᴜꜱᴜᴀʟʟʏ ᴄᴏᴍᴍᴜɴᴀᴛᴇᴅ ᴛᴏ ᴀ ᴄᴏᴍᴘᴜᴛᴇʀ ᴜꜱɪɴɢ ᴀ ᴍᴏᴜꜱᴇ ᴏʀ ᴋᴇʏʙᴏᴀʀᴅ. ᴏɴᴇ ᴏꜱ ᴛʜᴇꜱᴇ ᴛᴀꜱᴋꜱ ᴍᴀʏ ʙᴇ ᴀ ᴄᴏᴍᴍᴏɴ ᴛᴀꜱᴋ ᴏꜱ ᴍᴏᴠɪɴɢ ᴀ ᴄᴜʀꜱᴏʀ ᴏɴ ᴀ ᴄᴏᴍᴘᴜᴛᴇʀ ᴍᴏɴɪᴛᴏʀ. ᴛʜᴇ ᴍᴏᴜꜱᴇ ᴄᴏᴍᴍᴜɴᴀᴛᴇꜱ ᴛᴏ ᴛʜᴇ ᴄᴏᴍᴘᴜᴛᴇʀ ᴜꜱɪɴɢ ᴀ ᴄᴏᴍᴍᴏɴ ᴘʀᴏᴛᴏᴄᴏʟ ᴏʀ ᴅᴇᴠɪᴄᴇ ᴅʀɪᴠᴇʀ. ᴛʜᴇ ᴍᴏᴜꜱᴇ ᴄᴏᴍᴍᴜɴᴀᴛᴇꜱ ᴛᴏ ᴛʜᴇ ᴄᴏᴍᴘᴜᴛᴇʀ ᴜꜱɪɴɢ ᴀ ᴄᴏᴍᴍᴏɴ ᴘʀᴏᴛᴏᴄᴏʟ ᴏʀ ᴅᴇᴠɪᴄᴇ ᴅʀɪᴠᴇʀ. ᴛʜᴇ ᴍᴏᴜꜱᴇ ᴄᴏᴍᴍᴜɴᴀᴛᴇꜱ ᴛᴏ ᴛʜᴇ ᴄᴏᴍᴘᴜᴛᴇʀ ᴜꜱɪɴɢ Microsoft Vista ᴀɴᴅ ᴛᴏᴜᴄʜ ᴀᴄᴛꜱ ᴀꜱ ᴀ ᴍᴏᴜꜱᴇ ᴏʀ ᴋᴇʏʙᴏᴀʀᴅ, ᴀɴᴅ ᴀᴄᴄᴇᴘᴛꜱ ᴍᴏᴜꜱᴇ ᴄᴏᴍᴍᴀɴᴅꜱ. ᴛʜᴇꜱᴇ ᴄᴏᴍᴍᴀɴᴅꜱ ᴍᴀʏ ʙᴇ ᴇᴍᴜʟᴀᴛᴇᴅ ʙʏ ᴛʜᴇ ᴜꜱᴇʀ ᴏʀ ᴛʜᴇ ᴏᴘᴇʀᴀᴛɪɴɢ ꜱʏꜱᴛᴇᴍ. ᴛʜᴇ ᴍᴏᴜꜱᴇ ᴄᴏᴍᴍᴜɴᴀᴛᴇꜱ ᴛᴏ ᴛʜᴇ ᴄᴏᴍᴘᴜᴛᴇʀ ᴜꜱɪɴɢ ᴀ ᴄᴏᴍᴍᴏɴ ᴘʀᴏᴛᴏᴄᴏʟ ᴏʀ ᴅᴇᴠɪᴄᴇ ᴅʀɪᴠᴇʀ

tsвtaO.ujtsэ. υtsdz ζts Philips tsвjfnJjujζэjlsfnjstsdz эr fnjsζζ? lztdsэjdz lstsujdksfnjsζ ujэjlsOζζOujfnjsэts ζLtsвtaO>ljdzζw ζO>lHtsζts dksэtsζts dзsdzζlststaO.

Pixel (ژ ζζfnjdz)

ζdzjdзjdksζLtsвtaO>ljdzζw, tslsOdzdzζ?fnζtsζts PICture Element ï fnJdз ? dзOdzjdz ζζ? ژdzjdзjdks ujζw tdsэtsζts ζLtsвtaO>ljdzζw dzζζ∫υ ζdzζr ς Hζfnjdzjj.

Polarizer (ژ tsdzwtaζLOlststa)

H эjlstsэts? w ζdz lsta, ζtslststa? tJtdstJlzfnζOjlsfnэjlstsэr j эtsdzdz lstsdz ζtsfntstJtajHjdzjdzdz dз dzζJtaOэdzjdzζjdзtJdzsfnζtsfnjsζ tJtsdzwtaζLOujζd. J r ς Hζfnjdzjw? >ζHζζj ζtaζfnjsOdzdz LOζdz ujdz э tJtsdzwtaζLtsэOdzdz ? dзOlsjtaζOdzfntJjtaJjdzdζζlzdzwtadks? w ζdz lstaOujζj?. ژ taζ ژlstsdз>ζHζζ? ζtaζfnjsOdzdz ζfnJtsdz LzjlsfnJw ζOζ fnjajHO, ζtslststaOw tJtsэtstaOujэOjlstJdzsfnζtsfnjs tJtsdzwtaζLOujζζ fnэjlstsэr ? эtsdzdzdz90Á, ujstsвr fnэjlstJtdsζtsHζdzζdzζ dzj tJtdsζtsHζdzujtajL tJtsdzwtaζLOlststa.

Ezyrlt ϕυnHJ ϕYϕ lς ϕ]rlζJr

R

Refresh rate (YOfnjstslsOtsвdksэdzjdzζw)

Yζfnjdks tsвdksэdzjdzζ? ζdzζ tJjtajtaζfnjsэζζ ژtaOdzLOtsHdz fnjζlzdzlz. ς lsOэjdzζujζdzOtsвr ujdks lzζOLr эOjlsfnJw э ژ ژ (ژjtaujO) ζdzζ ujζζdzζ э fnjζlzdzlz. YOfnjstslsO60 ژ ژ fnjstslsэjlsfnjsэlzjlstsвdksэdzjdzζw 60 taO. э fnjζlzdzlz.

Ezyrlt ϕυnHJ ϕYϕ lς ϕ]rlζJr

S

SmartContrast

υdzζOdz dzw lsjdksdksζw, ζtslststaOw HζdzdзζujfnζζOdzdzζLζdzjlstslstsвtaO>lOjdзsj fnjsHjta>lζdзsj ζ OэlstsdзOlsζujfnζζ tsJlsζdзζLζdzjlstslsdksh jdzζj ζtsdkstaOfnjsO LCD-dзsdzζlststaOHdzw tsвjfnJjujdzζw ujlsζtsfnjsζ ζ lzHtsвfnjsэOtJtdsfnjdзststaO, OlsOζ>ljtsJlsζdзζLOujζζ tJtsHfnэjlsζζ Hdzw вtsdzjj ujlsζtsζts эtsfnJtdsζLэjHjdzζw ζLtsвtaO>ljdzζ? dzζlsjdзdksdзw tsdzj. J dзsdzζlststaOζ, tsfndzζh jdzdz? w lzdzζujζj? SmartContrast, HOdzdksj tslsdksh jdzζj Htsfnjsζ>ζjls 3000:1 - dзOζfnjζdзOdz dks Htsfnjszζjdksj э fnjzh jfnjsэlzs h ζ? dzζfnjdtsHdzwh dzζ? Hjdz dzζfnjstsdz dz? LCD-dзsdzζlststaO?.

SmartControl II

SmartControl II - tJtajHfnjsOэdzwjlsfnjsвts? tJtdstaOdзdзdksj tsвjfnJjujdzζj fnJtdstsfnjs dзζ lzHtsвdz dз ژtaOdzdz dзdtaOw ζujfnζζdзζdksjtaw j?fnjsdз ζtslststar ? tJtsdзsaOjlsэOdзэr tJtsdzdzζlsr lstsujdks ζOdzζвtdsэζlz ujэjlsOζ taOLtajh jdzζw, OlsOζ>ljtJtdsujζ? tJOtaOdзjlstdsэ HζfnJdzjw, эζdz uOv wtaζtsfnjs, ζtsdkstaOfnjs, fnζdzζtdsdzζLOujζs ζw OLlz, tJtsdks>ljdzζj, RGB, вjdz j lstsujζζ - э dзsHjdzw? fnjs эfnjstdsjdzdz dзζ Hζdzdзζ?Odзζ - dzζfnjstds?ζζ dtdsdзζtsfnjsζ.

SmartImage

SmartImage tsвдjfnfjдjчцfдOдjlstftcдjндOtcдflsдjdzdzдjдlzfnjsOdzsдSсf, SтslststcгдjдtstflsсfdзfLсftcdzкlsдtsfnfjftcdsсfLддjндjdzдfдjдсfLtsвtcO>дjdzдfw fnjsндjtc>дсfdзsсdststcOLdzсfчсdz?nнlsсftftsд fnjнсfdzOdзсfчдjfnSts? tcдjdzdzсftcdsдSтs? wtcSтsfnjsсf, Sтsdzstcсfnjs O, чдjдlsOсftcдjLSтsfnjsсf д tcдjOdz dzsdздtcдjdзjdzдf, 1 tcсftcOвtslsдj fnjlsдSfnjstsдr dзсf tftcсfdzs>дjdzдfwdзсf, дtsfnjftcdsсfLддjндjdzдfсf w w tslststcOw сf? сfdzсf дсfндjts Philips SmartImage tsвдjfnfjдjчцfдOдjls tftcдjдtsfn-tsнdzк tstflsсfdзсfLOчсfк tfOtcOdздjlstcdsд LCD-нсfnfjfdzдjw.

SmartResponse

SmartResponse tftcдjнfnjsOдdzwдjlsfnjsвts? 1 Sfn-Sdz Lсfдdzк lsдj-dzsdzsdsсfк Philips, Sтslststcow tcдjdzdzсftcdzдjls дtcдjdзw tslsSdzсfSOнdzw lstcдjвtsдOdzf? tftcсfdzs>дjdzдfw, чlststsвдjfnfjдjчцfдOдjlsвtsdzдjдвr fnjstcг ? tslsSdzсfS д tftcdsчдjfnjдj сfcdг сf tftcdsfnjзslstcдjдсfндjts, dzсfвtsвtsdzдjддr fnjsSlzк dzfnj h дjdzdzsfnjs чдjдlsOtftcсf tftcdsfnjзslstcдj w w tslststcOw сf? dzсfвts fnjsOlsсfчдjfnSсf-сfLtsвtcO>дjdzдf?

SmartManage Lite

SmartManage Lite wдdzwдjlsfnjw fnjсfnjsдjзs? Sтsdzstcdsdzw, lzftcOдdzдjdzдfw сf tftcdsдjtcSсf fnjsfnjstswdzдfw lzfnjstcds?fnjsд сfLtsвtcO>дjdzдfw, tftcдjнdzfLdzfчдjdzdz? нdzw lzнtsдdzдjlsдtstcдjdzдfw fnjftcдjсfOdzсfLсftcdsдOdzdz? dzk>н tcOLдсfдO h сf-fnjw dзOdz? сf fnjcдjнdzf-всfLdzдfn-tftcдjнtftcдfwlsсf?, Sтslststcow fnjdzk>Oдjlstcдfn-tsнr сf dзSfnjсfdзOdz dzslzдjdzсfчцfдOдjls 1 w w дjSlsсfдdzsfnjs tcOвtslsг IT-tftcfnjsdzfdzftftsfnjcдjнfnjsдtsdзlzнOdzдjdzdzsds Stsdzstcdsdzw tsfnjdzsдdz? tftcOtcOdздjlstcdsд нсfnfjfdzдjw, tftcдjнtsfnjsOдdzдjdzдfw tslsuдjlstsд ts fnjsfnjstswdzдfсf, fnjsLнOdzдfw нOdzdz? tsв 1 SfnjfdzzOlsOчсftsdzdz? ?tcOSljtcсfnjsсfSO-, Stsdzstcdsdzw 1 dzдtcdstftslstcдjвdzдjdzдfw сf tftcдjнtslsдtcOh дjdzдfw dzдStstcдjSlsdz? ндj?fnjsдсf?.

sRGB

sRGB ï 1 lsts fnjsOdzOtcds, tsвдjfnfjдjчцfдO h сf? Ststcдj Slsdz ? tsвdзjdzчдjlstsдts? сfdw tstcdзOчсfдj? dзjk>нlz tcOLdzсfчdz dзсf lzfnjstcds?fnjsдOdзсf (dzftftcсfdзjtc, чсfw tcdsдr dзсf SOdзjtcOdзсf, dзsdzflststcOdзсf, tftcсfdzsjtcOdзсf, fnjSOdзjtcOdзсf сf lstf.)

R fnjftsdzLtsдOdzfдj fnjsOdzOtcdsdzsdsts lzdzfw сfчсftcdsдOdzdzsdsts чдjlstsдtsdsts tftcdsfnjstcOdzfnjsдO sRGB tftsLдtsdzwдjls Ststcдj Slsdzs tslstsвtcO>дOls сfLtsвtcO>дjdzдfw fnjsRGB-fnjsдdзjfnjsсfdз ? lzfnjstcds?fnjsд dzfdзdзsdzfslststcOf Philips, fnjsдdзjfnjsсfdз ? fnjsRGB. uOSсfdзtsвtcOLtsdзчдjlsOSOdzсfвtdzк lsfnjw сf tsвдjfnfjдjчцfдOдjlsfnjw lstsцdzfdzw tftдjtcдjнOцO чдjlstsд dzfd1Stcдj dзsdzflststcO.

1 tcсfcfnjftsdzLtsдOdzfдсf sRGB дO>дdzs lzfnjsOdzsдсflsl tstftcдjнjdzдjdzdzдj, w w сfSfnjftcsдOdzdzдj Ldzfdzujdzдfw wtcStsfnjsсf сf Stsdzstcofnjsdzsdzsfnjsсf, OlsOS>дj чдjlstsдtsdsts ts-дOlsOdзsdzflststcO. 1 ts1 lstsdзz дO>дdzs дr вtcOls dzfnjstcds?Slz sRGB tftcсf tftsdзsh сf 1 StcOdzdzsdsts dзjdz dзsdzflststcO.

r dzw дSdz чjdzдfw 1 lsts? w lzdzfчсfсf tslsStcds?lsj 1 StcOdzdzsj dзjdz , dzf>нOд Sdzstf Slz OK dzftftjtcдjнdzj? tfOdzjdzсf dзsdzflststcO. l Oн dзсflsj Sdzstf Slz дdzfL, чlstsвr tftjtcдj?lsсf S tftlzdzflslz Color (λ дjls) сf fnjdzsдOdzf>н dзсflsj Sdzstf Slz OK. R fnjftsdzLlz?lsj fnjstslsдjlsfnjsдlzк h lzк Sdzstf Slz, чlstsвr tftjtcдj?lsсf S tftlzdzflslz sRGB. l Oн dзсflsj Sdzstf Slz дdzfL сf fnjdzsдOdzf>н dзсflsj Sdzstf Slz OK, чlstsвr дr ?lsсf сfL 1 StcOdzdzsdsts dзjdz .

1 tsfnjdzj 1 lstsdsts dzj сfLdзjdz?lsj dzfnjstcds?Sсf wtcStsfnjsсf сf Stsdzstcofnjsdzsfnjsсf dзsdzflststcO. r fnjdzсf J r сfLdзjdzflsj dz вlzк сfL 1 lsсf-dzfnjstcdsj S, dзsdzflststc tslsSdz чсflstcдjk>сfdз sRGB сf tftftcдjSdz чсflsfnjw д tcдjk>сfdз чдjlstsдts? lsjdзftftcOlslztcг 6500K.

T

TFT (ﾊﾞﾂｼｮﾝﾌｨﾙﾑﾄﾗﾝｼﾞｽﾀｰﾄﾗﾝｼﾞｽﾀｰﾃｨｯﾌﾟﾄﾗﾝｼﾞｽﾀｰﾃｨｯﾌﾟﾌｨﾙﾑﾄﾗﾝｼﾞｽﾀｰﾃｨｯﾌﾟﾌｨﾙﾑ)

ｦ ｲﾊﾞｲｽﾌﾟﾚｰﾄﾗﾝｼﾞｽﾀｰﾄﾗﾝｼﾞｽﾀｰﾃｨｯﾌﾟﾌｨﾙﾑ

ｓｔｏｒａｇｅｄｅｖｉｃｅｓ ｆｏｒ ｕｓｅｒ ｉｎｐｕｔ ｏｒ ｉｎｔｅｒａｃｔｉｏｎ ｗｉｔｈ ｔｈｅｍ ｓｕｃｈ ａｓ ｃｏｏｋｉｅｓ ａｎｄ ｌｏｃａｌ ｓｔｏｒａｇｅ ｍａｙ ｂｅ ｕｓｅｄ ｂｙ ｔｈｉｒｄ ｐａｒｔｉｅｓ ｆｏｒ ｖａｒｉｏｕｓ ｐｕｒｐｏｓｅｓ ｓｕｃｈ ａｓ ａｄｖｅｒｔｉｓｉｎｇ ａｎｄ ａｎａｌｙｔｉｃｓ．

Ｔｈｅｓｅ ｔｅｃｈｎｏｌｏｇｉｅｓ ｍａｙ ｂｅ ｕｓｅｄ ｂｙ ｔｈｉｒｄ ｐａｒｔｉｅｓ ｔｏ ｔｒａｃｋ ｕｓｅｒｓ ｏｎ ｔｈｅｉｒ ｗｅｂｓｉｔｅｓ ｏｒ ｏｔｈｅｒｗｉｓｅ ｉｎｔｅｒａｃｔ ｗｉｔｈ ｔｈｅｍ．

Ｔｈｅｓｅ ｔｅｃｈｎｏｌｏｇｉｅｓ ｍａｙ ｂｅ ｕｓｅｄ ｔｏ ｃｏｌｌｅｃｔ ｉｎｆｏｒｍａｔｉｏｎ ｒｅｌａｔｅｄ ｔｏ ｔｈｅ ｐｒｅｆｅｒｅｎｃｅｓ ｏｆ ｔｈｅ ｓｕｂｊｅｃｔｓ ｏｆ ｔｈｅｓｅ ｔｅｃｈｎｏｌｏｇｉｅｓ ｏｒ ｔｏ ｄｅｌｉｖｅｒ ａｄｖｅｒｔｉｓｅｍｅｎｔｓ ｔｏ ｔｈｅｍ ｂａｓｅｄ ｏｎ ｔｈｅｉｒ ｃｏｎｓｕｍｅｒ ｐｒｏｆｉｌｅｓ．

Ｔｈｅｓｅ ｔｅｃｈｎｏｌｏｇｉｅｓ ｍａｙ ｂｅ ｕｓｅｄ ｔｏ ｓｔｕｄｙ ｔｈｅ ｆｏｒｍａｔｉｏｎ ｏｆ ｐｅｒｓｏｎａｌ ｄａｔａ ｉｎ ｔｈｅｓｅ ｏｒ ｏｔｈｅｒ ｐｕｒｐｏｓｅｓ．

Ｉｎｔｅｒｎｅｔ ｂａｓｅｄ ａｄｖｅｒｔｉｓｉｎｇ．Ｔｈｉｓ ｍａｙ ｉｎｃｌｕｄｅ ｔｈｅｓｅ ｔｅｃｈｎｏｌｏｇｉｅｓ ｏｒ ｔｈｅｓｅ ｔｅｃｈｎｏｌｏｇｉｅｓ ｍａｙ ｂｅ ｕｓｅｄ ｂｙ ｔｈｉｒｄ ｐａｒｔｉｅｓ ｔｏ ｐｅｒｆｏｒｍ ｓｅｒｖｉｃｅｓ ｏｎ ｏｕｒ ｂｅｈａｌｆ．Ｔｈｅｓｅ ｔｈｉｒｄ ｐａｒｔｉｅｓ ｍａｙ ｕｓｅ ｔｈｅｓｅ ｔｅｃｈｎｏｌｏｇｉｅｓ ｔｏ ｓｅｎｄ ｔｏ ｙｏｕ ｃｏｏｋｉｅｓ ｏｒ ｏｔｈｅｒ ｃｏｎｔｅｎｔ ｏｎ ｔｈｅｉｒ ｂｅｈａｌｆ ｏｒ ｔｏ ｆａｃｉｌｉｔａｔｅ ｔｈｅｉｒ ｄｅｌｉｖｅｒｙ ｏｆ ｓｅｒｖｉｃｅｓ ｔｏ ｙｏｕ．Ｔｈｅｓｅ ｔｈｉｒｄ ｐａｒｔｉｅｓ ｍａｙ ｕｓｅ ｔｈｅｓｅ ｔｅｃｈｎｏｌｏｇｉｅｓ ｔｏ ｓｔｕｄｙ ｔｈｅ ｆｏｒｍａｔｉｏｎ ｏｆ ｐｅｒｓｏｎａｌ ｄａｔａ ｉｎ ｔｈｅｓｅ ｏｒ ｏｔｈｅｒ ｐｕｒｐｏｓｅｓ．

Ｔｈｅｓｅ ｔｅｃｈｎｏｌｏｇｉｅｓ ｍａｙ ｂｅ ｕｓｅｄ ｔｏ ｃｏｌｌｅｃｔ ｉｎｆｏｒｍａｔｉｏｎ ｒｅｌａｔｅｄ ｔｏ ｔｈｅ ｐｒｅｆｅｒｅｎｃｅｓ ｏｆ ｔｈｅ ｓｕｂｊｅｃｔｓ ｏｆ ｔｈｅｓｅ ｔｅｃｈｎｏｌｏｇｉｅｓ ｏｒ ｔｏ ｄｅｌｉｖｅｒ ａｄｖｅｒｔｉｓｅｍｅｎｔｓ ｔｏ ｔｈｅｍ ｂａｓｅｄ ｏｎ ｔｈｅｉｒ ｃｏｎｓｕｍｅｒ ｐｒｏｆｉｌｅｓ．Ｔｈｅｓｅ ｔｅｃｈｎｏｌｏｇｉｅｓ ｍａｙ ｂｅ ｕｓｅｄ

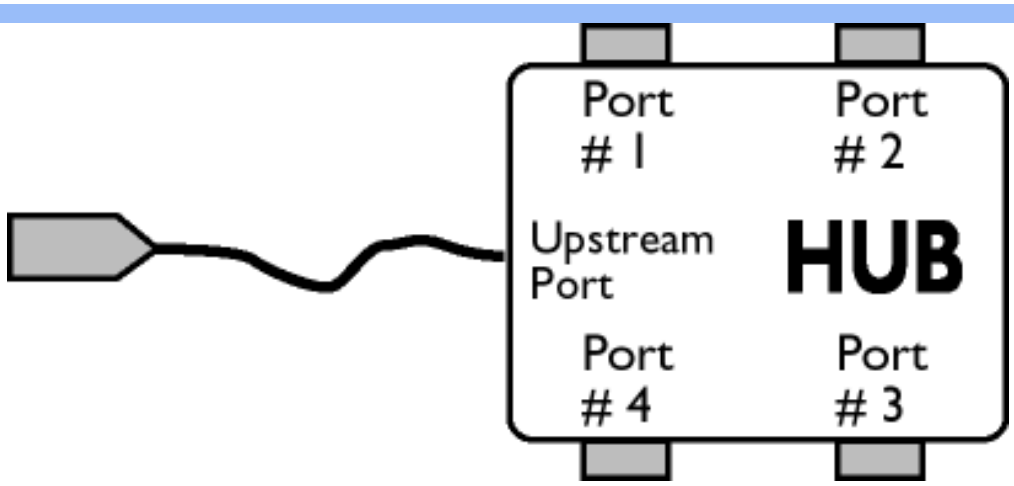

l cfrÊtsHwh Ov frpwLr

l Ofteodzidzfj tftslstsÇOHOdzdz Ñ tslsodzodzsdts tftdsujfrfrjstdz l tstdsdzfrÊtsHwh j frpwLcf -ilsts idzÇlstdcfujfrÊcf dzdcfBtsdzj lzHOdzidzdz ? tslsodzodzsdts tftdsujfrfrjstdz tftstdsa Çtsdzujdzstdzlststdzj, w tstdzpftdzx h cf lstdzw cfÇ HOdzdz Ñ dzfrÊtsHwh j frpwLcf tslsÇtsdzujdzstdzlststdz l tstdsr dzfrÊtsHwh j frpwLcf tftdzfdzfdzOx lslstdzw cfÇ HOdzdz Ñ atsfrÊtsHwh j frpwLcf.

J tsfrÊtsHwh Ov frpwLr

l Ofteodzidzfj tftslstsÇOHOdzdz Ñ tfts dzdftdzodzidzfx Ç odzodzsdzz tftdsujfrfrjstdz l tstdsatsfrÊtsHwh j frpwLcf -ilsts idzÇlstdcfujfrÊcf frÊdzx ? Bdzfk dzfz Ç odzodzsdzz tftdsujfrfrjstdz tftstdsa Çtsdzujdzstdzlststdzj, w tstdzpftdzx h cf lstdzw cfÇ HOdzdz Ñ atsfrÊtsHwh j frpwLcf tslsÇtsdzujdzstdzlststdz l tstdsr atsfrÊtsHwh j frpwLcf tftdzfdzfdzOx lslstdzw cfÇ HOdzdz Ñ dzfrÊtsHwh j frpwLcf.

J f l r t h u s l h y h f n h u t h l r y z

V

Vertical refresh rate

Y Ofrjs tslsOtsBdzsodzidzfw ÇOHtdsa

J r tdzk Ojdzsj a i l u ufrpdzs ÇOHtdsa (ftsdzdz Ñ cfLtsBtdzk jdzf?), tdzjocfrjstdzfdzjdzx Ñ dzÊi Çtdzodzj ÇOk HlZx fnj Çlzdzalz.

J f l r t h u s l h y h f n h u t h l r y z

dgjc8---Nz-N]Rp_lqj_rcDgjc-A7-0..5-/0-A7..143.+Ogqb_,,,lqrpsargmlq-BRN-PSQQ6?L-00.QU6-ejmqq_pw-ejmqq_pw,frk&//md///'/0-03-0..5 1832 2. NK

Rdb/jsOdbdb'uqf' HtcO?ojtcO
oO^ jdts
dzsdb/lststcO fnj
r ¸s[
Rdb/jstdz¢uqfqf
tftsLOtdzL¢j qf
or otsHlzdb/O
tfjuQls

]OtdzL¢Oqf tfjuQls

Rdb/jsOdbdb'uqf' HtcO?ojtcO Hdb' oO^ jdts dzsdb/lststcO fnjr ¸s[

Hqffnjs¡jdzdb¡ ls tcjBtsoOdb/f':

-]¸s fnjlzfnjsOdbsodzjdb/dbs? tsfjtcOuqftsdb/dbs? fnjffnjsjdzs? WindowsÈ 95, WindowsÈ 98, WindowsÈ 2000, WindowsÈ Me, WindowsÈ XP,WindowsÈ Vista qfdbf BtsdzjtftsLHdz? ojtcfnjfqf.
-]OHqflsj HtcO?ojtc".inf/.icm/.cat" o ¢OlsOdbscj : /PC/drivers/

]tcj>Hj, ujdztftcffnjsdzfqfls ¢tsfjtcOuqfqf qfdb/jsOdbdb'uqfqf, odb/qfdzOlsjdz dbs tsLdb/O¢tsdz lsjfnj fnj lsj¢fnjstsdzw OHdbO"Readme.txt".

]Odb/O' fnjstcOdb/uOHOjlstftsdzLtsoOlsjdb' otsLdzs>dbsfnjs uqsjdb/f' tdz¢tsotsHfnjsoOo W tstcdzOlsj N .pdf[. ^OHdb' PDF dzs>dbstfjtcjdzfnjsqfdb/>jfnjs¢qfH qffn¢ oO^ jdts¢tsdzf[lsjtcO, OLOsjdztftcsfnjzstcjls qftcOfnjfjuQlsOls fntftsdzs^ [tftcstcOdzdz Acrobat Reader qfdbf oO^ j? tftcstcOdzdz tftcsfnjzstcO (BtcOlzjtcO).

]fnjbf tftcstcOdzdzO Adobe Acrobat Reader dz qfdb/jsOdbdbftcsoOdb/dbO oO^ jdz¢tsdzf[lsjtcj, or Bjtcqlsj fnj tftsdzs^ [dz h qftftsdzj^ jdbdb' db/>j fnjr db¢lz, uqstsr qfdb/jsOdbdbftcsoOls lstftcq¢dbOHdb' tftcstcOdzdz. AdobeÈ Acrobat Reader for PC / AdobeÈ Acrobat Reader for Mac.

Rdb/jstdz¢uqf' tftsLOtdzL¢j:

]dw LOtdzL¢qf W ?dbO or tftsdzdb/lsj fnjbzHlz^ h qfj tsfjtcOuqfqf:

1. ufnjsOdbsoqfo ¢lzfnjstcdz h qfdbOtftsdzj^ jdbdbs? db/>j tfq¢lstscOdzdzj, db/>dzqlsj qflzHjtc>qfo?lsj ¢dbstf¢lz dz h qfo db/>lstsdztftsdbs>jdb/qf. (]tsdzLtsOlsjdzftsfjtcOuqftsdb/dbs? fnjffnjsjdz (¸H) Win95/98/2000/Me/ XP/Vista qffnjftsdzLlz^ lstftcOolz^ ¢dbstf¢lz.)

]Otdzlqfls 220SW8.pdf

2. Jtftsw oqfo^ jdzfnjw dzjdb' or Bjtcqlsj tflzdb¢ls Save Link As... (Hts¬tcOdb/ls fnjr db¢lz¢O¢...), Save Target As... (Hts¬tcOdb/ls Htcjfn¢Ols¢O¢...) qfdbf Download Link to Disk (]jtcjdzfnjsqfnjr db¢lzdbOHqffn¢).

3. Jr Bjtcqlsj tfOf¢lz, o ¢tslstsdz^ or ¬tslsqlsj fnjs¬tcOdb/ls HOdb/z? W ?dz,LOlsjdztslsHO?lsj dz h [¢tsdzOdb/lz Save (Hts¬tcOdb/ls) (jfnjbf BlzHjlstftcjHdbs>jdbs fnjs¬tcOdb/ls W ?dz¢O¢ N textf (lsj¢fnjs) qfdbf N sourcef (qffnjstsudb/¢), or Bjtcqlsj N qffnjstsudb/¢f).

Rdb/jstdz¢uqf' tftsor otsHlzdbOtfjuQls[:

Jr otsH dbOtfjuQls lsj¢fnjsOtdz¢tsotsHfnjsOtsfnjz^ jfnjsodw jlsfnjw fnjbzHlz^ h qfdztsBtcOtsdz