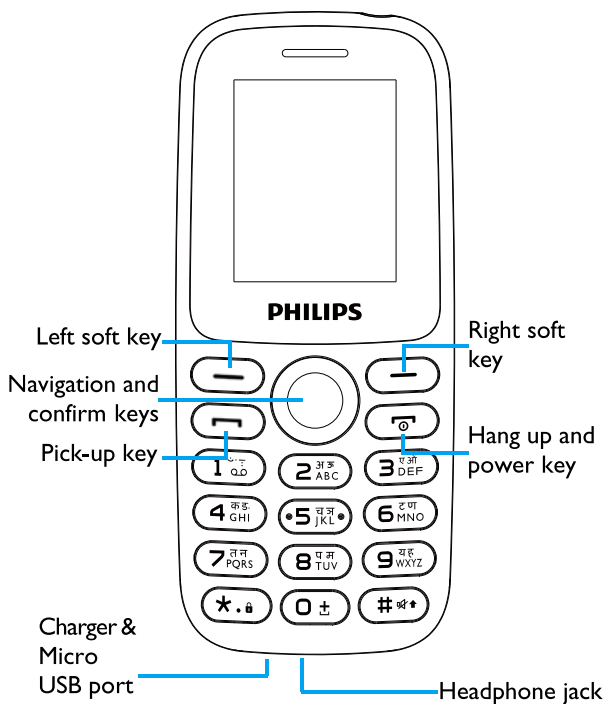


GSM Mobile Phone E102A

# Your Phone



---

Philips continuously strives to improve its products. Due to software upgrading, some contents in this user guide may be different from your product. Philips reserves the rights to revise this user guide or withdraw it at any time without prior notice. Please take your product as standard.

---

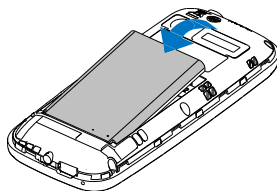
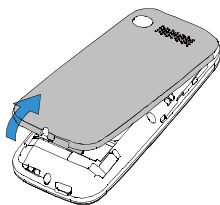
# Getting started

## Insert SIM card and Charge the battery

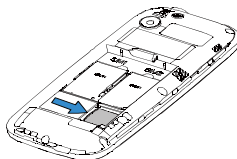
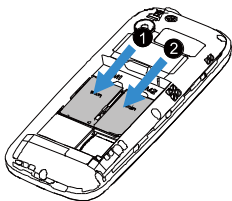
Learn about installing SIM card and charging the battery for the first use.

### Insert SIM card

- 1 Remove the back cover.
- 2 Take out the battery.





- 3 Insert the SIM and Micro SD card.



# Using your phone

## Use basic call functions




### Make a call

- 1 Enter the phone number.
- 2 Press  to dial the number.
- 3 Press  to hang up.

### \* Tips:

- For international calls, long press  to enter the "+" sign for the international prefix.

### Answer and end a call

- 1 Press  to answer the call.
- 2 Press  to select handsfree mode.
- 3 Press  to hang up.

### Use speed dial

On the home screen, you can call a number by long pressing a numeric key.

To assign a contact to a speed-dial key:

- 1 Select **Contacts>Options>Settings > Speed Dials** to turn on the function.
- 2 Press **Set numbers** to Choose a numeric key to add a number.

### Make an emergency call

In India Europe, the standard emergency number is 112; in the UK, it is 999.

## Receive and send messages

You can use the **Messaging** menu to send text message.





### New SMS

- 1 Select **Messages > Write message**.
- 2 Write your text message.
- 3 Press confirm key to send the message.

## Enter text

Your mobile phone supports a number of text entry methods, English input, numeric input and symbol input.

Keys:

Keys	Function
	Enter symbols and punctuations.
	Delete the previous character.
	Select the character on the screen.
	Select or confirm a character.

### Note:

- Depending on the language you select for your phone, the supported input methods may vary.

## Restore factory settings

Restore your phone settings to the default values. You need to enter your phone lock password (1122 by default).

# Safety & Precaution

## Precaution

### Keep your phone away from small children



Keep your phone and all accessories out of the reach of small children. Small parts may cause choking or serious injury if swallowed.

### Radio Waves



Your phone transmits/receives radio waves in the GSM (850/900/1800/1900MHz).



Check with the vehicle manufacturer that electronic equipment used in your vehicle will not be affected by radio energy.

### Switch off your phone...



Turn off the phone when in an aircraft. The use of mobile phones in an aircraft may be dangerous for the operation of the aircraft, disrupt the mobile phones network and may be illegal.



In hospitals, clinics, other health care centers and anywhere else where you may be in the close vicinity of medical equipment.



In areas with a potentially explosive atmosphere (e.g. petrol stations and also areas where the air contains dust particles, such as metal powders). In a vehicle transporting flammable products or a vehicle powered by liquefied petroleum gas (LPG). In quarries or other areas where blasting operations are in progress.

### Your mobile phone and your car



Avoid using your phone while driving and obey all regulations that restrict the use of mobile phones while driving. Use hands free accessories to increase your safety when possible. Ensure that your phone and car kit do not block any air bags or other security devices fitted in your car.

### Handle your phone carefully and sensibly



For the optimal and satisfactory operation of the phone you are recommended to use the phone in the normal operating position.

- Do not expose your phone to extreme temperatures.
- Do not immerse the phone in any liquid; if your phone is damp, switch it off, remove the battery and let them dry for 24hrs before using them again.
- To clean the phone, wipe it with a soft cloth.
- In hot weather or after prolonged exposure to the sun (e.g., behind a window or a wind screen), the temperature of your phone's casing might increase. Be very careful in this case when picking up your phone and also avoid using it with an ambient temperature over 35°C or under 0°C.

### Protect batteries from damage



You should only use Manufacturer Authentic Accessories, as the use of any other accessories may damage your phone and may be dangerous, and will make all guarantees for your Philips phone null and void. The use of an unspecified type of battery may also cause an explosion.


Make sure damaged parts are replaced immediately by a qualified technician and that they are replaced with genuine manufacturer replacement parts. Your phone is powered by a rechargeable battery.


- Use specified charger only.
- Do not incinerate.
- Do not deform or open the battery.
- Do not allow metal objects (such as keys in your pocket) to short circuit the battery contacts.
- Avoid exposure to excessive cold or heat (under  $-20^{\circ}\text{C}$  or over  $60^{\circ}\text{C}$ ), moisture or caustic environments.


### **CAUTION:**


**RISK OF EXPLOSION IF BATTERY IS REPLACED BY AN INCORRECT TYPE. DISPOSE OF USED BATTERIES ACCORDING TO THE INSTRUCTIONS.**

### **Environmental care**


 Remember to observe the local regulations regarding the disposal of the packaging materials, exhausted batteries and old phone and please promote their recycling. Manufacturer has marked the battery and packaging with standard symbols designed to promote the recycling and appropriate disposal of your eventual waste.


: The labeled packaging material is recyclable.

: A financial contribution has been made to the associated national packaging recovery and recycling system.

: The plastic material is recyclable (also identifies the type of plastic).

### **Hearing Protection**


 When listening to music, adjust the volume to a moderate level.

 Continuous exposure to high volume may impair your hearing. It is recommended to keep it away from your body and head at least 15mm during operation.

### **WEEE Marking in the DFU: “Information to the Consumer”**

#### **Disposal of your old product**

Your product is designed and manufactured with high quality materials and components, which can be recycled and reused.

 When this crossed-out wheeled bin symbol is attached to a product it means the product is covered by the European Directive 2012/19/EU. Please inform yourself about the local separate collection system for electrical and electronic products.

Please act according to your local rules and do not dispose of your old products with your normal household waste. The correct disposal of your old product will help prevent potential negative consequences for the environment and human health.

This device may contain commodities, technology or software subject to export laws and regulations from the US and other countries. Diversion contrary to law is prohibited.

## Trademark Declaration

Philips PHILIPS and PHILIPS' Shield Emblem are registered trademarks of Koninklijke Philips N.V. manufactured by TPV Audio and Visual Technology (Shenzhen) Co., Ltd. Under license from Koninklijke Philips N.V..

## Specific Absorption Rate Information

### International standards

This Mobile Phone Meets The International Recommendations For Exposure To Radio Waves

Your mobile phone is a radio transmitter and receiver. It is designed and manufactured not to exceed the limits for exposure to radio frequency (RF) energy defined by the international standards. These recommendations have been established by the International Commission on Non-Ionizing Radiation Protection (ICNIRP) and, the Institute of Electrical and Electronics Engineers (IEEE) that forecast a substantial safety margin for assuring the protection of all persons, regardless of age and health.

The exposure recommendations for mobile phones use a measurement unit known as the Specific Absorption Rate (SAR). The SAR limit recommended by the ICNIRP for the mobile phones used by the general public is **2.0W/kg averaged over ten grams of tissue and, is 1.6W/kg averaged over one gram of tissue** by IEEE Std 1528 for the head.

Tests for SAR have been conducted using recommended operating positions with the mobile phone transmitting at its highest certified power level in all tested frequency bands. Although the SAR is determined at the highest certified power level, the actual SAR levels of the mobile phone while operating are generally below the maximum SAR value. This is because the phone is designed to operate at multiple power levels so as to use only the power required to reach the network. In general, the closer you are to a base station antenna, the lower the power output.

While there may be differences between the SAR levels of various phones and at various positions, they all meet the international protection standards for exposure to radio waves.

**For this device, the highest reported SAR value for usage against the head is 0.789 W/kg, for usage near the body is 1.460W/kg.**

SAR is measured against head and with the device at a separation of 5mm to the body, while transmitting at the highest certified output power level in all frequency bands of the mobile device.

For limiting the radio waves exposure, it is recommended to reduce the mobile phone call duration or to use a headset. The purpose of those precautions is to take the mobile phone away from the head and the body.



## Warranty Card of PHILIPS Mobile Phone

Customer Information:

Model:

Date of Purchase

IMEI no Sticker Paste here

Customer Name .....

Customer Address .....

Telephone no .....

.....  
Customer Signature  
( I accept the Terms and  
conditions of Limited Warranty)

Dealer Signature and stamp

Email: [india.callcentre@tpv-tech.com](mailto:india.callcentre@tpv-tech.com)

Customer Care number: 18004256396

Monday to Saturday: 10am to 9pm,

Sundays: 10am  
to 6pm (public holidays excluded)

### Limited Warranty Terms & Conditions

The warranty period starts at the time of Product's original purchase by the first end-user and non-transferable.

1. The limited warranty for the Handset (except battery packs) extends for the first Twelve (12) months beginning on the date of purchase of the handset or 18 months of warranty from manufacturing month in the condition that the original date of purchase cannot be verified from the proof of purchase.
2. The limited warranty for genuine and original battery/earphone extends for the first Six (06) months beginning on the date of purchase of the handset.
3. The limited warranty for genuine and original USB adapter/USB cable extends for the first Twelve (12) months beginning on the date of purchase of the handset.

If a problem develops during the limited warranty period, the consumer should take the following steps for warranty services:

- a) The customer shall visit [www.philips.co.in](http://www.philips.co.in) for the location of the nearest authorized service centre or call at Toll free no. 18004256396
- b) The customer may also contact the place of purchase to locate the nearest authorized service centre.
- c) The customer shall arrange to deliver the product at the authorized service centre.
- d) Upon request from Philips or its authorized service center, the customer must provide Invoice or original warranty card which is duly stamped and signed as proof of the date and place of purchase.

The customer shall be billed for any parts or labor charges in case warranty of handset is declared as void as per limited warranty condition

4. During the limited warranty period, Philips mobiles authorized service network may repair or replace, at their discretion, any defective product or parts thereof with new or factory rebuilt replacement items, and return the product to the customer in working condition. Customer would not be levied any charges towards part or labor in repairing or replacing the product. All replaced parts or equipment shall become property of Philips. The external housing and cosmetic parts shall be free of defects at the time of purchase of the product and, therefore, shall not be covered under limited warranty terms.

5. The consumer shall have no coverage or benefits under this limited warranty if any of the following conditions is met

- a) In case of incomplete warranty card and Invoice, i.e. (no mention of dealers sign, date and seal or expiry date) then warranty will cease to be in force.
- b) The product has been subjected to use under abnormal conditions like improper storage, exposure to moisture or dampness, exposure to excessive temperature or other such environmental conditions, unauthorized modifications, unauthorized repair including but not limited to the use of unauthorized spare parts in repairs, misuse, neglect, abusive, accident, alteration, improper installation, Acts of God, spillage of food or liquid, maladjustments of customer controls or other acts which are beyond the reasonable control of Philips, including deficiencies in consumable parts such as fuses and breakage or damage to antennas, unless caused directly by defects in materials or workmanship, and normal wear and tear of the product.
- c) The product IMEI / serial number of the necessary date code has been removed, defaced or altered.
- d) The product has been used with unauthorized software or connected to the accessory not supplied by Philips, which is not fit for use with the product or used other than its intended use.
- e) The battery has been short circuited or seals of the battery enclosure or cells are broken or show evidence of tampering or the battery was used in equipment other than for which has been specified.
- f) Performance variations arising due to passage of time, sustained usage and climatic conditions Any extraneous particle entering the product and damaging its physical property like water, dust, soil, burn or extreme temperature.

All warranty information, product features and specifications are subject to change without prior notice.



Register your product and get support at  
[www.philips.com/mobilephones](http://www.philips.com/mobilephones)

2021 © TPV Audio and Visual Technology (shenzhen) Co.,Ltd. All rights reserved.

Philips and the Philips Shield Emblem are registered trademarks of Koninklijke Philips N.V. and are used under license

The product has been manufactured by and is sold under the responsibility of TPV Audio and Visual Technology (Shenzhen) Co. Ltd. or one of its affiliate and TPV Audio Visual Technology (Shenzhen) Co. Ltd is the warrantor in relation to this product.



E1023063103

