

## External display: One-key operations without opening the flip



Volume keys/  
Multi-functional  
keys for the  
external display  
In different modes,  
press the keys to  
access different  
functions.

### Turn on the external display

Press either one of the keys to turn on the external display. After a while, the screen is turned off automatically for power-saving.

In the idle mode, the local time is shown on external display. Set the clock time correctly (see the "Get Started" chapter in the User Manual).

### In the time of new events




Missed calls



New messages



to-do tasks  
in the calendar



When there are  
different types of  
events, press one of  
the keys to navigate  
through them.

### In the time of an incoming call



When there is an incoming call, the phone number or contact name (if in your phonebook) appears on the external display.




**To mute the ringtone,** short press either one of the keys.

**To reject the call,** long press either one of the keys.

During the call

**To adjust the volume,** press the keys repeatedly.

### During music/ radio playback in the background

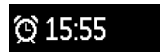


**To search for a song or channel,** long press one of the keys.



**To adjust the volume,** press the keys repeatedly.

### When the alarm sounds



**To interrupt sounding,** short press either one of the keys.

**To stop sounding,** long press either one of the keys.