

Philips  
LED TV

117 cm (46")

Full HD 1080p  
digital TV

46PFL8605H



## Refined living, pure performance

with Ambilight and leading picture

Top performance on a picture perfect 117 cm (46") flat screen. The Philips 46PFL8605H LED TV provides a frameless design with Ambilight to set the scene for you to experience the brilliance of LED technology. Enjoy the show.

### **Greener every day**

- LED TVs up to 40% more energy efficient than normal LCD TVs

### **Built-in Internet TV**

- Philips Net TV for popular online services on your TV

### **Perfect LCD Picture**

- Full HD with Perfect Pixel HD Engine for unrivalled clarity
- Fully HD 3D Ready for a truly immersive 3D movie experience
- Brilliant LED images with low power consumption
- Perfect Natural Motion for ultra-smooth Full HD movies
- 200 Hz Clear LCD TV, 1 ms performance: superb motion sharpness

### **Impressive, invisible sound**

- Feel the power of 20 W RMS and Incredible Surround Sound

### **Enlarge your viewing experience**

- Ambilight Spectra 2 widens the viewing experience

# PHILIPS

LED TV  
117 cm (46") Full HD 1080p, digital TV

# Highlights

## Ambilight Spectra 2



Add a new dimension to your viewing experience with Ambilight Spectra 2. This patented Philips technology enlarges the screen by projecting a glow of light, on 2 sides of the TV, from the back of the screen onto the surrounding wall. Ambilight automatically adjusts the colour and brightness of the light to match the picture, creating an immersive viewing experience. The wall adaptive function ensures that the colour of the light always matches the picture, no matter the colour of your wall. With Ambilight Spectra 2, movies truly come to life!

## Perfect Pixel HD Engine

Experience unrivalled sharpness and clarity with Perfect Pixel HD Engine. Each pixel of the picture is enhanced to better match the surrounding pixels, for a more natural picture. The result is a unique combination of sharpness, natural detail, vivid colours, superior contrast and smooth natural motion whatever you are watching. Clean and razor sharp images result from artefact and noise detection and reduction in all content sources - from multimedia to standard TV. The Full HD screen with 1920 x 1080 pixels produces brilliant flicker-free progressive scan pictures with superb brightness.

## Fully HD 3D Ready



Be enthralled by 3D movies in your own living room with the Full HD 3D ready TV. Active 3D uses the latest generation of fast switching displays for real life depth and realism in full 1080 x 1920 HD resolution. Premium 3D movie releases on Blu-ray and upcoming 3D broadcast offer a wide and high quality content selection. Your TV is ready for the Full HD 3D experience by adding a 3D compatible Blu-ray player or HD receiver, and the accessory 3D upgrade kit (Philips PTA02). For family enjoyment with more than 2 viewers add as many 3D glasses as you wish (extension kit PTA03).

## LED



The most advanced LED lighting technology in this TV combines an eye-catching minimalistic design with stunning image quality as well as the lowest power consumption in its category. On top of that, LED lighting technology does not contain any hazardous materials. Thus, with LED backlight you can enjoy low power consumption, high brightness, incredible contrast, sharpness and vibrant colours.

## 200 Hz Clear LCD (1 ms)

Enjoy extreme motion sharpness without picture imperfections. The Philips 200 Hz

46PFL8605H/12

Clear LCD brings the response time of LCD TV to an incredible 1 ms, so even with the fastest action scene you will be enthralled by the action, and not following the stretched car across the screen. Go ahead, enjoy the action!

## Perfect Natural Motion



Enjoy the action without any judder. Perfect Natural Motion estimates motion in the picture and corrects juddering movements in both broadcast and pre-recorded movie material (including 1080p movies and 24p True Cinema on Blu-ray and DVD). The result is even smoother and quieter pictures with excellent sharpness. Enjoy motion performance that surpasses cinema quality!

## 20 W RMS Incredible Surround Sound

Feel the power of the music beat and the atmosphere of the movies. The powerful 20 W RMS (2 x 10 W RMS) amplifiers create a lifelike sound stage. Incredible Surround allows you to experience total surround with greater depth and width of sound complementary to the rich viewing experience.

## Energy efficient LED

Using the latest LED backlight technology, LED-backlit TVs are a more sustainable choice, with a longer life and far lower energy consumption than plasmas and conventional LCD TVs. Unlike CCFL backlights, LEDs do not use mercury in their manufacture. In addition, Philips TV designs have constantly improved, resulting in higher material efficiency and reduced energy usage without compromising on safety and well-being.



# Specifications

## Ambilight

- Ambilight Features: Ambilight Spectra 2, Lounge light mode in stand-by, 'Sunset' soft switch off, Wall colour adaptive
- Ambilight Version: 2-sided
- Ambilight light system: LED-wide colour
- Dimming Function: Manual and via Light Sensor

## Picture/Display

- Aspect ratio: Widescreen
- Diagonal screen size (inch): 46 inch
- Diagonal screen size (metric): 116 cm
- Colour cabinet: Seamless front glass
- Display: LCD Full HD, edge LED backlight
- Panel resolution: 1920 x 1080p
- 3D: 3D Ready\*
- Brightness: 450 cd/m<sup>2</sup>
- Picture enhancement: Perfect Pixel HD Engine, Perfect Natural Motion, Perfect Contrast, Perfect Colours, Active Control + Light sensor, 2D/3D noise reduction, 200 Hz Clear LCD, Super Resolution, 3D TV prepared\*
- Dynamic screen contrast: 500,000:1
- Response time (typical): 1 (BEW) ms
- Viewing angle: 176° (H)/176° (V)
- Peak Luminance ratio: 65 %
- Screen enhancement: Anti-Reflection coated screen
- Colour processing: 2250 trillion colours 17bit RGB

## Supported Display Resolution

- Computer inputs: up to 1920 x 1080 @ 60 Hz
- Video inputs: up to 1920 x 1080p, 24, 25, 30, 50, 60 Hz

## Tuner/Reception/Transmission

- Aerial Input: 75 ohm coaxial (IEC75)
- Tuner bands: Hyperband, S-Channel, UHF, VHF
- Digital TV: DVB Terrestrial\*, DVB-T MPEG4\*, DVB-C MPEG4\*, MHEG
- Video Playback: NTSC, SECAM, PAL

## Multimedia Applications

- Video Playback Formats: Codec support: H264/ MPEG-4 AVC, MPEG-1, MPEG-2, MPEG-4, WMV9/VC1, Containers: AVI, MKV
- Music Playback Formats: MP3, WMA (v2 up to v9.2), AAC

- Picture Playback Formats: JPEG
- Net TV: Included

## Convenience

- Ease of Installation: Channel installation wizard, Network installation wizard, Settings assistant wizard, Device connection wizard, Auto detect Philips devices, 2-in-1 Wallmount Stand
- Ease of Use: On-screen User manual, Touch control buttons, Favourite programme selection, Mozaic channel grid, One-stop experience button, One-stop Home button
- Screen Format Adjustments: Autofill (no black bars), Autozoom (original format), (includes 4:3, 14:9, 21:9), Super Zoom, Movie expand 16:9, Widescreen, unscaled (1080p dot by dot)
- Multimedia: DLNA media Browser, Net TV services, USB media browser
- Electronic Programme Guide: Now + Next EPG, 8-day Electronic Programme Guide\*
- Teletext: 1200-page Hypertext
- Firmware upgradeable: Firmware auto upgrade wizard, Firmware upgradeable via USB, Online firmware upgrade

## Sound

- Output power (RMS): 2 x 10 W, Invisible Sound
- Sound Enhancement: Auto Volume Leveller, Dynamic Bass Enhancement, Incredible Surround, Treble and Bass Control, Clear Sound

## Connectivity

- HDMI features: Audio Return Channel, Instaport fast HDMI switching
- EasyLink (HDMI-CEC): One touch play, EasyLink, Pixel Plus link (Philips), Remote control pass-through, System audio control, System standby
- Front/Side connections: USB, Common Interface Slot (CI-CI+), SD-card (Videostore)
- Ext 1 Scart: Audio L/R, CVBS in, RGB
- HDMI 1: HDMI v1.4 (Audio Return Ch.)
- Ext 2 Scart: Audio L/R, CVBS in, RGB
- HDMI 2: HDMI v1.3
- Other connections: Headphone out, S/PDIF out (coaxial), Ethernet-LAN RJ-45, 3D TV connector
- HDMI 3: HDMI v1.3
- PC network link: DLNA 1.5 certified
- Ext 3: YPbPr, Audio L/R in
- Summary: 4 x HDMI, 1 x USB, 2 x SCART, 1 x

- Ethernet, Wi-Fi ready
- VGA-in: PC input, D-sub 15
- HDMI Side: HDMI v1.3

## Power

- Mains power: 220 - 240 V, 50/60 Hz
- Ambient temperature: 5°C to 35°C
- Green label: ECO label certified
- Standby power consumption: < 0.15 W
- Power consumption (typical): 84 W
- Power Saving Features: 0 Watt Power-off switch, Light sensor, Eco mode, Picture mute (for radio), Auto switch-off timer, Eco settings menu
- Off mode power consumption: < 0.01
- Annual energy consumption: 122.64 kWh
- Presence of lead: Yes\*


## Accessories

- Included accessories: Power cord, Quick start guide, Warranty certificate, Remote Control, Batteries for remote control, Legal and safety brochure, Net TV brochure
- Optional accessories: Wireless USB adapter (PTA01), 3D TV extension kit (PTA03), 3D TV starter kit (PTA02)


## Dimensions

- Set Width: 1102 mm
- Set Height: 675 mm
- Set Depth: 51 mm
- Product weight: 25 kg
- Set height (with stand): 711 mm
- Set depth (with stand): 268 mm
- Product weight (+stand): 28 kg
- Box width: 1342 mm
- Box height: 909 mm
- Box depth: 210 mm
- Stand width: 508 mm
- Wall-mount compatible: 200 x 300 mm

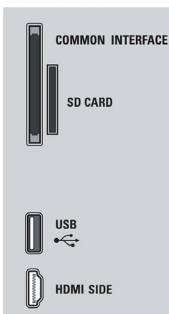
### BACK CONNECTORS



### BOTTOM CONNECTORS



### SIDE CONNECTORS



Issue date 2023-07-13

Version: 13.1.7

EAN: 87 12581 52292 6

© 2023 Koninklijke Philips N.V.  
All Rights reserved.

Specifications are subject to change without notice.  
Trademarks are the property of Koninklijke Philips N.V.  
or their respective owners.

[www.philips.com](http://www.philips.com)

\* 8 days EPG, service not available in all countries

\* Net TV: Visit [www.philips.com/smarttv](http://www.philips.com/smarttv) to discover the services available in your country.

\* The TV supports DVB reception for 'Free to air' broadcast. Specific DVB operators may not be supported. An up to date list can be found in the FAQ section of the Philips support website. For some operators Conditional Access and subscription are required. Contact your operator for more information.

\* 3D TV requires Accessory PTA02 (Active shutter glasses and transmitter, a 3D compatible source device and 3D source material.

\* Typical on-mode power consumption measured according to IEC62087 Ed 2.

\* Energy consumption in kWh per year based on the power consumption of the television operating 4 hours per day for 365 days. The actual energy consumption will depend on how the television is used.

\* This television contains lead only in certain parts or components where no technology alternatives exist in accordance with existing exemption clauses under the RoHS Directive.