

Mode d'emploi

32HFL5014
43HFL5014
43HFL6014U
50HFL5014
50HFL6014U
55HFL6014U
65HFL6014U

PHILIPS

Contenu

1 Visite guidée du téléviseur	3
1.1 Mode professionnel	3
2 Installation	4
2.1 À propos de la sécurité	4
2.2 Support TV et fixation murale	4
2.3 Conseils de placement	4
2.4 Cordon d'alimentation	4
2.5 Câble d'antenne	5
3 Télécommande	6
3.1 Présentation des touches	6
3.2 Capteur IR	7
3.3 Batteries	7
3.4 Nettoyage	7
4 Mise sous tension et hors tension	8
4.1 Marche ou veille	8
4.2 Boutons du téléviseur	8
5 Spécificités	9
5.1 Environnement	9
5.2 Alimentation	10
5.3 Système d'exploitation	10
5.4 Réception	10
5.5 Type d'affichage (6014U)	10
5.6 Type d'affichage (5014)	10
5.7 Résolution d'affichage (6014U)	10
5.8 Résolution d'affichage (5014)	11
5.9 Connectivité (6014U)	11
5.10 Connectivité (5014)	11
5.11 Dimensions et poids	11
5.12 Son	12
6 Connexion de périphériques	13
6.1 Connexion de périphériques	13
6.2 CAM avec carte à puce - CI+	15
6.3 Récepteur - Décodeur	15
6.4 Système Home Cinéma	16
6.5 Smartphones et tablettes	16
6.6 Lecteur de disques Blu-ray	16
6.7 Casque	17
6.8 Console de jeux	17
6.9 Clé USB	17
6.10 Ordinateur	17
7 Vidéos, photos et musique	19
7.1 À partir d'une prise USB	19
7.2 Lire vos vidéos	19
7.3 Visionner vos photos	19
7.4 Lire votre musique	20
8 Guide TV	22
8.1 Utilisation du guide TV	22
9 Jeux	23
9.1 Jouer à un jeu	23
10 Application Menu professionnel	24
10.1 À propos de l'application Menu professionnel	24
10.2 Ouvrir l'application Menu professionnel	24
10.3 Recommandé	24
10.4 Chaînes TV	24
10.5 Chaînes TV	25
10.6 Google Cast	26
10.7 Jeux	26
10.8 Plus de possibilités	26
10.9 Paramètres professionnels	27
10.10 Compte Google	28
11 Écran d'accueil Android TV	29
11.1 À propos de l'écran d'accueil Android TV	29
11.2 Ouvrir l'écran d'accueil Android TV	29
11.3 Paramètres Android TV	29
11.4 Connexion de votre téléviseur Android	33
11.5 Chaînes	35
11.6 Installation des chaînes	37
11.7 Internet	38
11.8 Smartphones et tablettes	39
11.9 Logiciels	39
12 Logiciel libre	41
12.1 Licence open source	41
13 Aide et assistance	129
13.1 Dépannage	129
13.2 Aide en ligne	131
13.3 Assistance et réparation	131
14 Sécurité et entretien	132
14.1 Sécurité	132
14.2 Entretien de l'écran	133
14.3 Radiation Exposure Statement	133
15 Conditions d'utilisation	134
15.1 Conditions d'utilisation - Téléviseur	134
16 Droits d'auteur	135
16.1 MHL	135
16.2 HDMI	135
16.3 Dolby Audio	135
16.4 DTS-HD Premium Sound™	135
16.5 Wi-Fi Alliance	135
16.6 Kensington	135
16.7 Autres marques commerciales	135
17 Avertissement relatif aux services et/ou logiciels offerts par des tiers	137
Index	138

Visite guidée du téléviseur

Mode professionnel

Fonctionnalités

Lorsque le mode professionnel est activé, vous pouvez accéder à un grand nombre de paramètres experts offrant un contrôle avancé de l'état du téléviseur ou permettant d'ajouter des fonctions supplémentaires.

Ce mode est destiné aux installations de téléviseurs dans des lieux comme les hôtels, les bateaux de croisière, les stades ou tout autre secteur d'activité exigeant un tel niveau de contrôle.

Si vous utilisez le téléviseur chez vous, il est recommandé de l'utiliser sans activer le mode professionnel.

Veillez consulter le manuel d'installation professionnel pour plus d'informations.

Installation

2.1

À propos de la sécurité

Lisez les instructions de sécurité avant d'utiliser le téléviseur.

2.2

Support TV et fixation murale

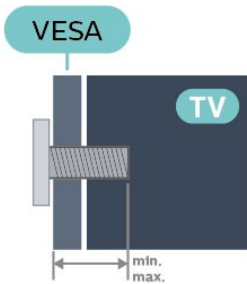
Support TV

Vous trouverez les instructions de montage du support TV dans le guide de démarrage rapide fourni avec le téléviseur. En cas de perte de ce guide, vous pouvez le télécharger sur le site www.philips.com.

Munissez-vous de la référence de votre téléviseur pour rechercher et télécharger le **Guide de démarrage rapide** correspondant.

Fixation murale

Votre téléviseur peut s'adapter sur un support mural conforme à la norme VESA (non fourni). Utilisez le code VESA suivant lors de l'achat du support mural. . .



- 43HFL6014U
VESA MIS-F 200 x 200, M6 (min. : 10 mm, max. :15 mm)
- 50HFL6014U
VESA MIS-F 200 x 200, M6 (min. : 10 mm, max. :15 mm)
- 55HFL6014U
VESA MIS-F 300 x 200, M6 (min. : 11 mm, max. :14 mm)
- 65HFL6014U
VESA MIS-F 400 x 200, M6 (min. : 11 mm, max. :14 mm)

- 32HFL5014
VESA MIS-F 100, M6 (min. : 12 mm, max. : 15 mm)
- 43HFL5014
VESA MIS-F 200 x 200, M6 (min. : 12 mm, max. : 15 mm)
- 50HFL5014
VESA MIS-F 200 x 200, M6 (min. : 10 mm, max. :16 mm)

Préparation

Retirez d'abord les 4 vis de serrage en plastique des douilles filetées à l'arrière du téléviseur (pour les modèles 5014 43 po et 6014U). Assurez-vous que les vis métalliques, qui servent à monter le téléviseur sur le support conforme à la norme VESA, s'enfoncent d'environ 10 mm à l'intérieur des douilles filetées du téléviseur.

Attention


La fixation au mur du téléviseur exige des compétences spéciales et ne doit être effectuée que par du personnel qualifié. La fixation murale du téléviseur doit respecter certaines normes de sécurité liées au poids du téléviseur. Avant de choisir l'emplacement de votre téléviseur, lisez également les consignes de sécurité.

TP Vision Europe B.V. décline toute responsabilité en cas de montage inadéquat, d'accident ou de blessures lors du montage.

2.3

Conseils de placement

- Positionnez le téléviseur de sorte qu'il ne soit pas exposé aux rayons directs du soleil.
- Pour obtenir la distance de visualisation idéale, multipliez la diagonale de l'écran par 3. Lorsque vous êtes assis, vos yeux doivent être à la hauteur du centre de l'écran.
- En cas de montage mural, placez le téléviseur à une distance maximale de 15 cm du mur.

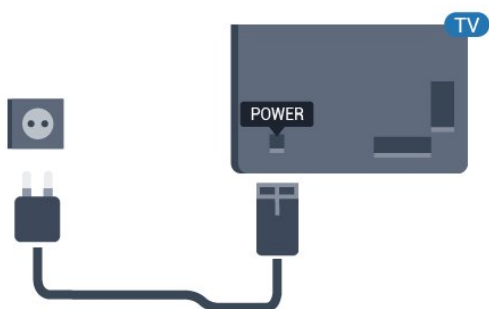


Remarque :

Veillez éloigner le téléviseur des sources de poussière, telles que les poêles à combustion. Nous vous conseillons de nettoyer la poussière régulièrement pour éviter qu'elle ne pénètre dans le téléviseur.

Cordon d'alimentation

- Branchez le cordon d'alimentation sur la prise **POWER** située à l'arrière du téléviseur.
- Assurez-vous que le câble d'alimentation est connecté fermement à la prise.
- Veillez à ce que la fiche du cordon d'alimentation insérée dans la prise secteur soit accessible en permanence.
- Lorsque vous débranchez le cordon d'alimentation, tirez toujours sur la fiche, et non sur le câble.

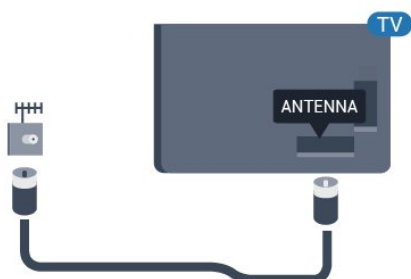


Câble d'antenne

Insérez fermement la prise de l'antenne dans la prise **Antenna** située à l'arrière du téléviseur.

Vous pouvez connecter votre propre antenne ou un signal d'antenne d'un système de distribution d'antenne. Utilisez un câble coaxial IEC de 75 ohms avec connecteur d'antenne RF.

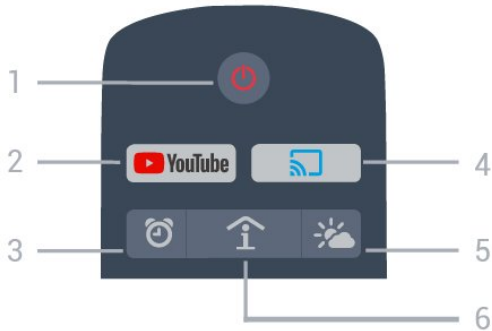
Utilisez cette connexion d'antenne pour les signaux d'entrée DVB-T et DVB-C.



Télécommande

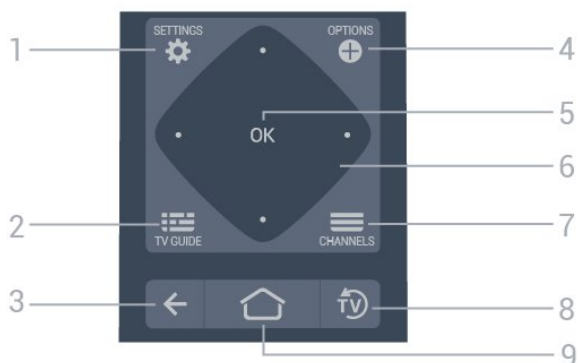
Présentation des touches

Haut



- 1 - **En veille / Marche**
Permet d'allumer le téléviseur ou de passer en mode veille.
- 2 - **YouTube**
Permet d'ouvrir YouTube.
- 3 - **Alarme (seulement lorsque le mode professionnel est activé)**
Permet de régler l'alarme.
- 4 - **Google Cast (seulement lorsque le mode professionnel est activé)**
Permet de diffuser l'affichage du contenu d'un appareil mobile sur le téléviseur.
- 5 - **Météo (seulement lorsque le mode professionnel est activé)**
Permet d'afficher les prévisions météorologiques de votre zone.
- 6 - **SMART INFO (seulement lorsque le mode professionnel est activé)**
Permet d'afficher les informations fournies par l'hôtel.


Moyennes



- 1 - **RÉGLAGES**
Permet d'ouvrir le menu des paramètres.
- 2 - **TV GUIDE**
Permet d'ouvrir une liste des programmes actuels et programmés de vos chaînes.
- 3 - **BACK**
 - Permet de revenir à la chaîne précédente.
 - Pour retourner au menu précédent.
- 4 - **OPTIONS**
Permet d'ouvrir ou de fermer le menu Options.
- 5 - **Touche OK**
Permet de confirmer une sélection ou un réglage.
- 6 - **Flèches / Touches de navigation**
Permettent de naviguer vers le haut , vers le bas , vers la gauche ou vers la droite .
- 7 - **Chaîne**
Permet de passer à la chaîne suivante ou précédente dans la liste des chaînes.
- 8 - **EXIT**
Permet de revenir au mode normal de télévision.
- 9 - **Accueil**
Permet d'ouvrir le menu Accueil.

Dessous



1 -  Volume

Permet de régler le volume.

2 -     Touches de couleur

Sélection directe d'options.

3 -  CLOCK

Permet d'afficher l'horloge.

4 -  Chaîne

Permet de passer à la chaîne suivante ou précédente dans la liste des chaînes.

5 -  Muet

Permet de couper ou de rétablir le son.

3.2

Capteur IR

Le téléviseur peut recevoir les commandes d'une télécommande utilisant l'infrarouge (IR). Si vous utilisez une telle télécommande, veillez à toujours diriger la télécommande vers le capteur infrarouge situé sur la face avant du téléviseur.

Avertissement

Ne placez aucun objet devant le capteur infrarouge du téléviseur ; cela pourrait bloquer le signal infrarouge.

3.3

Batteries

Si le téléviseur ne répond pas à une pression sur une touche de la télécommande, il est possible que les piles soient vides.

Pour remplacer les piles, ouvrez le compartiment à piles située du côté clavier de la télécommande.

1 - Faites glisser le couvercle du compartiment à piles dans la direction indiquée par la flèche.

2 - Remplacez les piles usagées par 2 piles AAA-R03-1,5 V . Veillez à faire correspondre les extrémités des piles avec les signes + et -.

3 - Repositionnez le couvercle du compartiment à piles et faites-le glisser jusqu'à ce qu'il s'enclenche.

- Retirez les piles en cas d'inutilisation prolongée de la télécommande.

- Mettez les piles au rebut en toute sécurité en respectant les consignes de fin de vie.

3.4

Nettoyage

Votre télécommande est dotée d'un revêtement antirayure.



Nettoyez la télécommande à l'aide d'un chiffon doux et humide. N'utilisez jamais de substances telles que de l'alcool et des produits chimiques ou d'entretien ménager sur la télécommande.

Mise sous tension et hors tension


Marche ou veille

Vérifiez que le téléviseur est branché sur le secteur. Branchez le cordon d'alimentation fourni sur le connecteur AC in situé à l'arrière du téléviseur. Le voyant au bas du téléviseur s'allume.

Mise en marche

Appuyez sur la touche  de la télécommande pour allumer le téléviseur. Vous pouvez aussi appuyer sur  Accueil. Vous pouvez aussi allumer le téléviseur en appuyant sur le bouton directionnel à l'arrière de l'appareil si vous ne trouvez pas la télécommande, ou si ses piles sont déchargées.

Activation du mode de veille

Pour mettre le téléviseur en veille, appuyez sur la touche  de la télécommande. Vous pouvez aussi appuyer sur le bouton directionnel à l'arrière de l'appareil.



En mode veille, le téléviseur est toujours raccordé au secteur, mais consomme très peu d'électricité.

Pour mettre le téléviseur totalement hors tension, débranchez la fiche d'alimentation.

Lorsque vous débranchez la fiche d'alimentation, tirez toujours sur la fiche, pas sur le câble. Assurez-vous de disposer à tout moment d'un accès dégagé à la fiche électrique, au cordon d'alimentation et à la prise secteur.





Boutons du téléviseur

Si vous avez perdu la télécommande ou si les piles sont épuisées, vous pouvez toujours effectuer quelques opérations de base du téléviseur.

Pour ouvrir le menu principal...


1 - Lorsque le téléviseur est allumé, appuyez sur la touche directionnelle à l'arrière du téléviseur pour afficher le menu principal.

2 - Appuyez sur la touche gauche ou droite pour

sélectionner  Volume,  Chaîne ou  Sources. Sélectionnez  Démo pour lancer une vidéo de démonstration.

3 - Appuyez sur le haut ou le bas pour régler le volume ou passer à la chaîne suivante ou précédente. Appuyez sur le haut ou le bas pour parcourir la liste des sources, y compris la sélection de tuner. Appuyez sur le bouton directionnel pour lancer le film démo.

4 - Le menu disparaît automatiquement.

Pour mettre le téléviseur en veille, sélectionnez , puis appuyez sur le bouton directionnel.



Spécificités

5.1

Environnement

Classe énergétique européenne

La classe énergétique européenne précise la classe d'efficacité énergétique de ce produit. Plus la classe d'efficacité énergétique est verte, moins le produit consomme d'énergie.

Sur l'étiquette, vous trouverez la classe d'efficacité énergétique, la consommation électrique moyenne de ce produit en cours d'utilisation, ainsi que sa consommation énergétique moyenne sur 1 an. Vous trouverez également les caractéristiques relatives à la consommation de ce produit sur le site Web de Philips de votre pays, à l'adresse :

www.philips.com/TV.

Fiche produit

43HFL6014U

- Classe de performance énergétique : A
- Taille visible de l'écran : 108 cm / 43 po
- Consommation électrique en mode marche (W) : 67 W
- Consommation d'énergie annuelle (kWh) * : 98 kWh
- Consommation en veille (W) ** : 0,3 W
- Résolution d'écran (Pixels) : 3840 x 2160p

50HFL6014U

- Classe de performance énergétique : A+
- Taille visible de l'écran : 126 cm/50 po
- Consommation électrique en mode marche (W) : 70 W
- Consommation d'énergie annuelle (kWh) * : 103 kWh
- Consommation en veille (W) ** : 0,3 W
- Résolution d'écran (Pixels) : 3840 x 2160p

55HFL6014U

- Classe de performance énergétique : A+
- Taille visible de l'écran : 139 cm / 55 po
- Consommation électrique en mode marche (W) : 84 W
- Consommation d'énergie annuelle (kWh) * : 123 kWh
- Consommation en veille (W) ** : 0,3 W
- Résolution d'écran (Pixels) : 3840 x 2160p

65HFL6014U

- Classe de performance énergétique : A+
- Taille visible de l'écran : 164 cm / 65 po
- Consommation électrique en mode marche (W) : 105 W

- Consommation d'énergie annuelle (kWh) * : 154 kWh
- Consommation en veille (W) ** : 0,3 W
- Résolution d'écran (Pixels) : 3840 x 2160p

32HFL5014

- Classe de performance énergétique : A+
- Taille visible de l'écran : 80 cm/32 po
- Consommation électrique en mode marche (W) : 29 W
- Consommation d'énergie annuelle (kWh) * : 43 kWh
- Consommation en veille (W) ** : 0,35 W
- Résolution d'écran (Pixels) : 1920 x 1080

43HFL5014

- Classe de performance énergétique : A+
- Taille visible de l'écran : 108 cm / 43 po
- Consommation électrique en mode marche (W) : 48 W
- Consommation d'énergie annuelle (kWh) * : 71 kWh
- Consommation en veille (W) ** : 0,3 W
- Résolution d'écran (Pixels) : 1920 x 1080

50HFL5014

- Classe de performance énergétique : A++
- Taille visible de l'écran : 126 cm/50 po
- Consommation électrique en mode marche (W) : 49 W
- Consommation d'énergie annuelle (kWh) * : 72 kWh
- Consommation en veille (W) ** : 0,3 W
- Résolution d'écran (Pixels) : 1920 x 1080

* Consommation d'énergie en kWh par an, basée sur la consommation électrique du téléviseur fonctionnant 4 heures par jour et 365 jours par an. La consommation d'énergie réelle dépend de la manière dont le téléviseur est utilisé.

** Lorsque le téléviseur est éteint avec la télécommande et qu'aucune fonction n'est active.

Fin de vie

Mise au rebut du produit et des piles usagées

Votre produit a été conçu et fabriqué à partir de matériaux et composants de haute qualité, recyclables et réutilisables.



Le symbole de la poubelle barrée sur un produit indique que ce dernier est conforme à la directive européenne 2012/19/UE.



Informez-vous auprès des instances locales sur le système de collecte des produits électriques et électroniques en fin de vie.

Veillez à respecter la réglementation en vigueur et ne mettez pas vos anciens produits au rebut avec vos déchets ménagers. La mise au rebut citoyenne de votre ancien produit permet de protéger l'environnement et la santé.

Cet appareil contient des piles relevant de la directive européenne 2006/66/CE, qui ne peuvent être jetées avec les ordures ménagères.



Informez-vous auprès des instances locales sur le système de collecte des piles car la mise au rebut citoyenne permet de protéger l'environnement et la santé.

5.2

Alimentation

Les caractéristiques du produit sont susceptibles d'être modifiées sans préavis. Pour en savoir plus sur ce produit, consultez la page www.philips.com/support

Alimentation

- Secteur : CA 220-240 V +/-10 %
- Température ambiante : Entre 5°C et 35°C
- Fonctionnalités d'économie d'énergie : Mode Éco, suppression de l'image (pour la radio), programmation de l'arrêt automatique, menu des paramètres écologiques.

Pour des informations sur la consommation électrique, consultez le chapitre Fiche produit.

5.3

Système d'exploitation

Système d'exploitation Android :

Android Nougat 7

5.4

Réception

- Entrée d'antenne : 75 ohm coaxial (IEC75)
- Bandes de tuner : Hyperband, S-canal, UHF, VHF
- DVB : DVB-T2, DVB-C (câble) QAM
- Lecture vidéo analogique : SECAM, PAL
- Lecture vidéo numérique : MPEG2 SD/HD (ISO/CEI 13818-2), MPEG4 SD/HD (ISO/CEI 14496-10), HEVC*
- Lecture audio numérique (ISO/CEI 13818-3)
- Plage de fréquence d'entrée : 950 à 2 150 MHz
- Plage de niveau d'entrée : 25 à 65 dBm

* Uniquement pour DVB-T2

5.5

Type d'affichage (6014U)

Diagonale de l'écran

- 108 cm / 43 po
- 126 cm/50 po
- 139 cm / 55 po
- 164 cm / 65 po

Résolution d'affichage

- 3840 x 2160

5.6

Type d'affichage (5014)

Diagonale de l'écran

- 80 cm/32 po
- 108 cm / 43 po
- 126 cm/50 po

Résolution d'affichage

- 1920 x 1080

5.7

Résolution d'affichage (6014U)

Formats vidéo

Résolution - Fréquence de rafraîchissement

- 480i - 60 Hz
- 480p - 60 Hz
- 576i - 50 Hz
- 576p - 50 Hz
- 720p - 50 Hz, 60 Hz
- 1080i - 50 Hz, 60 Hz
- 1080p - 24 Hz, 25 Hz, 30 Hz
- 2160p - 24 Hz, 25 Hz, 30 Hz, 50 Hz, 60 Hz

Formats informatiques

Résolutions (entre autres)

- 640 x 480 – 60 Hz
- 800 x 600 – 60 Hz
- 1024 x 768 – 60 Hz
- 1280 x 768 – 60 Hz
- 1360 x 765 – 60 Hz
- 1360 x 768 – 60 Hz
- 1280 x 1024 – 60 Hz
- 1920 x 1080 – 60 Hz
- 3840 x 2160 – 60 Hz

5.8

Résolution d'affichage (5014)

Formats vidéo

Résolution – Fréquence de rafraîchissement

- 480i – 60 Hz
- 480p – 60 Hz
- 576i – 50 Hz
- 576p – 50 Hz
- 720p – 50 Hz, 60 Hz
- 1080i – 50 Hz, 60 Hz
- 1080p – 24 Hz, 25 Hz, 30 Hz

Formats informatiques

Résolutions (entre autres)

- 640 x 480 – 60 Hz
- 800 x 600 – 60 Hz
- 1024 x 768 – 60 Hz
- 1280 x 768 – 60 Hz
- 1360 x 765 – 60 Hz
- 1360 x 768 – 60 Hz
- 1280 x 1024 – 60 Hz
- 1920 x 1080 – 60 Hz

5.9

Connectivité (6014U)

Téléviseur (côté)

- Logement à interface commune : Ic+/CAM
- USB 1 – USB 2.0
- USB 2 – USB 3.0
- Casques – Mini-jack stéréo 3,5 mm
- Entrée HDMI 1 – ARC – MHL – Ultra HD
- Entrée HDMI 2 – ARC – Ultra HD

Téléviseur (bas)

- Audio en VGA
- Réseau LAN – RJ45
- 3 entrées HDMI – ARC
- Antenne (75 ohm)
- USB 3 – USB 2.0
- Sortie audio – Optique Toslink
- VGA

Retour TV

- Sortie 12 V CC
- 8 Ω Sortie audio
- Données (RJ-48)

5.10

Connectivité (5014)

Téléviseur (côté)

- Logement à interface commune : Ic+/CAM
- USB 1 – USB 3.0
- Casques – Mini-jack stéréo 3,5 mm
- 1 entrée HDMI – ARC/MHL

Retour TV

- Réseau LAN – RJ45
- 2 entrée HDMI – ARC
- Antenne (75 ohm)
- USB 2 – USB 2.0
- Sortie audio – Optique Toslink
- Sortie 12 V CC
- 8 Ω Sortie audio
- Données (RJ-48)

5.11

Dimensions et poids

43HFL6014U

- sans support de téléviseur :
Largeur 971,3 mm – Hauteur 563,53 mm –
Profondeur 77,3 mm – Poids \pm 8,92 kg
- avec support de téléviseur :
Largeur 971,3 mm – Hauteur 628,61 mm –
Profondeur 205 mm – Poids \pm 11,37 kg

50HFL6014U

- sans support de téléviseur :
Largeur 1 128,4 mm – Hauteur 653 mm – Profondeur
78,2 mm – Poids \pm 13,11 kg
- avec support de téléviseur :
Largeur 1 128,4 mm – Hauteur 715,43 mm –
Profondeur 225 mm – Poids \pm 15,93 kg

55HFL6014U

- sans support de téléviseur :
Largeur 1 244,2 mm – Hauteur 719 mm – Profondeur
78,4 mm – Poids \pm 18,44 kg
- avec support de téléviseur :
Largeur 1 244,2 mm – Hauteur 783,9 mm –
Profondeur 225,2 mm – Poids \pm 21,29 kg

65HFL6014U

- sans support de téléviseur :
Largeur 1 462,3 mm – Hauteur 844,7 mm –
Profondeur 87,5 mm – Poids \pm 24,45 kg
- Avec support de téléviseur :
Largeur 1 462,3 mm – Hauteur 905,75 mm –
Profondeur 279,1 mm – Poids \pm 25,2 kg

32HFL5014

- sans support de téléviseur :
Largeur 731,8 mm - Hauteur 435,31 mm - Profondeur 77,3 mm - Poids ± 4,61 kg
- avec support de téléviseur :
Largeur 731,8 mm - Hauteur 494,14 mm - Profondeur 179,31 mm - Poids ± 4,68 kg

43HFL5014

- sans support de téléviseur :
Largeur 969,6 mm - Hauteur 565,6 mm - Profondeur 80,5 mm - Poids ± 7,19 kg
- avec support de téléviseur :
Largeur 969,6 mm - Hauteur 624,2 mm - Profondeur 194 mm - Poids ± 7,27 kg

50HFL5014

- sans support de téléviseur :
Largeur 1 127,6 mm - Hauteur 655,3 mm - Profondeur 85,9 mm - Poids ± 11,25 kg
- avec support de téléviseur :
Largeur 1 127,6 mm - Hauteur 714,8 mm - Profondeur 218,9 mm - Poids ± 11,61 kg

5.12

Son

- Puissance de sortie (RMS) : 20 W (32HFL5014/12 : 16 W)
- Dolby Audio
- DTS HD

Connexion de périphériques

Connexion de périphériques

Guide de connectivité

Connectez toujours un périphérique au téléviseur avec la meilleure qualité de connexion disponible. Utilisez également des câbles de bonne qualité afin de garantir un bon transfert des images et du son.

Lorsque vous connectez un appareil, le téléviseur reconnaît son type et lui attribue un nom approprié. Vous pouvez modifier le nom si vous le souhaitez. Si un nom approprié a été défini pour un appareil, le téléviseur applique automatiquement les paramètres TV adaptés lorsque vous basculez sur cet appareil dans le menu Sources.




Port antenne




Si vous possédez un décodeur (récepteur numérique) ou un enregistreur, connectez les câbles d'antenne de manière à ce que le signal d'antenne passe par le décodeur et/ou l'enregistreur avant d'atteindre le téléviseur. De cette façon, l'antenne et le décodeur peuvent envoyer les éventuelles chaînes supplémentaires vers l'enregistreur pour enregistrement.

Ports HDMI



Commande des périphériques

Pour commander un périphérique connecté via HDMI et configuré avec EasyLink, sélectionnez le périphérique, ou son activité, dans la liste des connexions TV.


Mode professionnel désactivé – Appuyez sur  Accueil, sélectionnez  Applications, sélectionnez  SOURCES. Sélectionnez un périphérique connecté via une prise HDMI et appuyez sur OK.

Mode professionnel activé – Appuyez sur  Accueil, sélectionnez  Chaînes TV, sélectionnez  Sources. Sélectionnez un périphérique connecté via une prise HDMI et

appuyez sur OK.

Une fois le périphérique sélectionné, vous pouvez utiliser la télécommande du téléviseur pour commander le périphérique. Cependant, les touches  Accueil et  OPTIONS ainsi que d'autres touches du téléviseur ne sont pas reliées au périphérique.

Si la touche dont vous avez besoin n'est pas sur la télécommande du téléviseur, vous pouvez sélectionner la touche dans le menu Options.

Appuyez sur  OPTIONS et sélectionnez **Commandes** dans la barre de menu. Sur l'écran, sélectionnez la touche de périphérique souhaitée et appuyez sur OK.

Il se peut que certaines touches très spécifiques ne soient pas disponibles dans le menu Commandes.

Remarque : Seuls les périphériques prenant en charge la fonction de **Télécommande EasyLink** répondront à la télécommande du téléviseur.

Qualité HDMI

La connexion HDMI offre une qualité d'image et de son optimale. Le câble HDMI combine les signaux vidéo et audio. Utilisez un câble HDMI pour les signaux du téléviseur.

Pour un transfert optimal des signaux, utilisez un câble HDMI haute vitesse de moins de 5 m.



Protection contre la copie

Les câbles HDMI prennent en charge la norme HDCP (High-Bandwidth Digital Contents Protection). La HDCP est un signal de protection contre la copie empêchant la copie des contenus de DVD ou disques Blu-ray. Elle est également appelée DRM (Digital Rights Management).

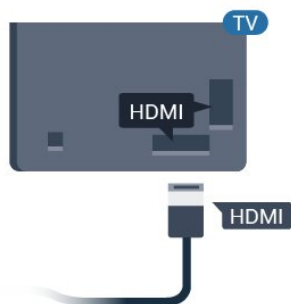
HDMI ARC

Toutes les prises HDMI du téléviseur sont dotées de la fonctionnalité **HDMI ARC** (Audio Return Channel).

Si le périphérique, généralement un système Home Cinéma, est également pourvu d'une prise

HDMI ARC, connectez-le à l'une des prises HDMI de ce téléviseur. Avec la connexion HDMI ARC, vous n'avez pas besoin de connecter de câble audio supplémentaire pour la transmission du son accompagnant l'image TV vers le Home Cinéma. La connexion HDMI ARC combine les deux signaux.

Vous pouvez utiliser n'importe quelle prise HDMI de ce téléviseur pour connecter le Home Cinéma, mais l'ARC est disponible uniquement pour 1 périphérique/connexion à la fois.



HDMI MHL

Avec **HDMI MHL**, vous pouvez envoyer ce que vous voyez sur votre smartphone ou tablette Android vers un écran de télévision.

La connexion **HDMI 1** sur ce téléviseur intègre la **MHL 2.0** (lien haute définition mobile).

Cette connexion filaire offre une excellente stabilité et une large bande passante, une faible latence, aucunes interférences dues à la connexion sans fil et une reproduction sonore de bonne qualité. En plus de cela, la connexion MHL recharge la batterie de votre smartphone ou tablette. Bien que connecté, votre appareil mobile n'est pas en charge lorsque le téléviseur est en mode veille.

Renseignez-vous sur le câble Passive MHL le plus adapté à votre appareil mobile. En particulier, avec le connecteur HDMI pour le téléviseur d'un côté, le type de connecteur dont vous avez besoin pour vous connecter à votre smartphone ou tablette.

MHL, Mobile High-Definition Link et le logo MHL sont des marques commerciales ou déposées de MHL, LLC.

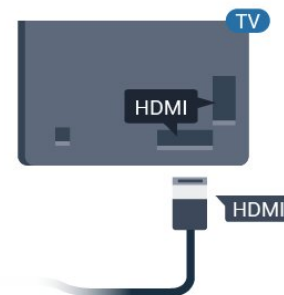


HDMI CEC - EasyLink

La connexion HDMI offre une qualité d'image et de son optimale. Le câble HDMI combine les signaux vidéo et audio. Utilisez un câble HDMI pour les signaux TV haute définition (HD). Pour un transfert optimal des signaux, utilisez un câble HDMI haute vitesse de moins de 5 m.

Les périphériques compatibles HDMI CEC connectés à votre téléviseur peuvent être commandés à l'aide de la télécommande.

L'option EasyLink HDMI CEC doit être activée sur le téléviseur et le périphérique connecté.



Remarque :

- Il se peut qu'EasyLink ne fonctionne pas avec les périphériques d'autres marques.
- Le nom donné à la fonctionnalité HDMI CEC peut varier en fonction de la marque : En voici quelques exemples : Anynet, Aquos Link, Bravia Theatre Sync, Kuro Link, Simplink et Viera Link. Toutes les marques ne sont pas pleinement compatibles avec EasyLink. Les marques HDMI CEC données en exemple sont la propriété de leur détenteur respectif.

Activation/désactivation d'EasyLink

Vous pouvez activer ou désactiver EasyLink. Les paramètres EasyLink sont activés par défaut sur votre téléviseur.

Pour désactiver entièrement EasyLink...

Mode professionnel désactivé — Appuyez sur Accueil. Appuyez sur (bas), sélectionnez Réglages et appuyez sur OK.

Sélectionnez Sources > EasyLink, puis appuyez sur OK.

Sélectionnez EasyLink, puis appuyez sur OK.

Sélectionnez Arrêt, puis appuyez sur OK.



Appuyez sur BACK à plusieurs reprises si nécessaire pour fermer le menu.

Mode professionnel activé – Reportez-vous au manuel d'installation.

Télécommande EasyLink

Si vous voulez que des périphériques communiquent, mais ne souhaitez pas les commander à l'aide de la télécommande du téléviseur, vous pouvez désactiver la commande à distance d'EasyLink séparément.


Pour activer ou désactiver la télécommande EasyLink...

Mode professionnel désactivé – Appuyez sur  Accueil. Appuyez sur  (bas), sélectionnez **Réglages** et appuyez sur **OK**.

Sélectionnez **Sources** > **EasyLink**, puis appuyez sur **OK**.

Sélectionnez **Télécommande Easylink** et appuyez sur **OK**.

Sélectionnez **Marche** ou **Arrêt** et appuyez sur **OK**.

Appuyez sur  **BACK** à plusieurs reprises si nécessaire pour fermer le menu.

Mode professionnel activé – Reportez-vous au manuel d'installation.

6.2

CAM avec carte à puce – CI+

CI+

Ce téléviseur prend en charge le module CI+.

Avec CI+, vous pouvez regarder des programmes HD de haute qualité, tels que films et événements sportifs, proposés par les opérateurs TV numériques de votre région. Ces programmes sont brouillés par l'opérateur TV et décryptés au moyen d'un module CI+ prépayé.

Les opérateurs TV numériques fournissent un module CI+ (Conditional Access Module - CAM), accompagné d'une carte à puce, lorsque vous vous abonnez à leurs programmes premium. Ceux-ci présentent un niveau élevé de protection contre la copie.

Contactez un opérateur de chaînes TV numériques pour plus d'informations sur les conditions générales.



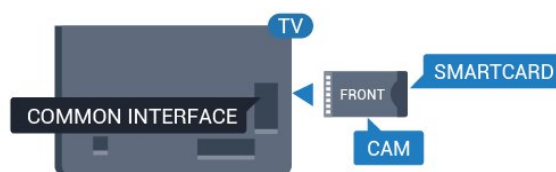
Carte à puce

Les opérateurs TV numériques fournissent un module CI+ (Conditional Access Module - CAM), accompagné d'une carte à puce, lorsque vous vous abonnez à leurs programmes premium.

Insérez la carte à puce dans le module CAM. Reportez-vous aux instructions fournies par l'opérateur.

Pour insérer le module CAM dans le téléviseur...

- 1 - Le mode d'insertion adéquat est indiqué sur le module CAM. Une insertion incorrecte peut endommager le module CAM et le téléviseur.
- 2 - Lorsque vous regardez l'arrière du téléviseur, la face avant du module CAM face à vous, insérez délicatement le module CAM dans la fente **COMMON INTERFACE**.
- 3 - Poussez le module CAM aussi loin que possible. Laissez-le dans la fente en permanence.



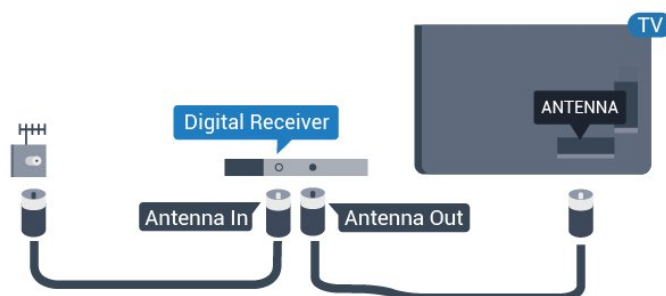
Lorsque vous allumez le téléviseur, l'activation du module CAM peut prendre quelques minutes. Si un module CAM est inséré et l'abonnement payé (les méthodes d'abonnement peuvent varier), vous pouvez regarder les chaînes cryptées prises en charge par la carte à puce CAM.

Le module CAM et la carte à puce sont destinés exclusivement à votre téléviseur. Si vous retirez le module CAM, vous ne pourrez plus regarder les chaînes cryptées prises en charge par le module CAM.

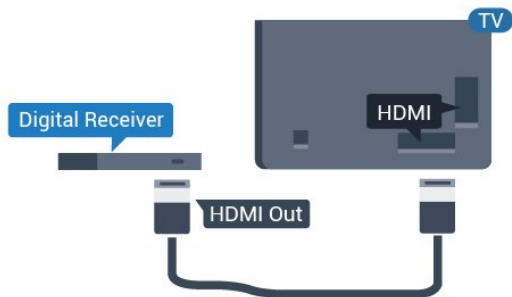
6.3

Récepteur - Décodeur

Utilisez 2 câbles d'antenne pour connecter l'antenne au décodeur (récepteur numérique) et au téléviseur.



Parallèlement aux connexions d'antenne, ajoutez un câble HDMI pour connecter le décodeur au téléviseur.



6.4

Système Home Cinéma

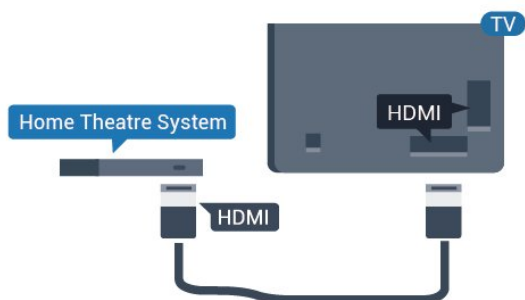
Connecter avec HDMI ARC

Utilisez un câble HDMI pour connecter un système Home Cinéma au téléviseur. Vous pouvez connecter un Home Cinéma SoundBar Philips ou un Home Cinéma avec un lecteur de disques intégré.

HDMI ARC

Si votre système Home Cinéma est doté d'une connexion HDMI ARC, vous pouvez le raccorder au téléviseur à l'aide de l'une des prises HDMI. Avec HDMI ARC, vous n'avez pas besoin de connecter de câble audio supplémentaire. La connexion HDMI ARC combine les deux signaux.

Toutes les prises HDMI du téléviseur peuvent offrir le signal Audio Return Channel (ARC). Mais dès que vous connectez le système Home Cinéma, le téléviseur ne peut envoyer le signal ARC que vers cette prise HDMI.



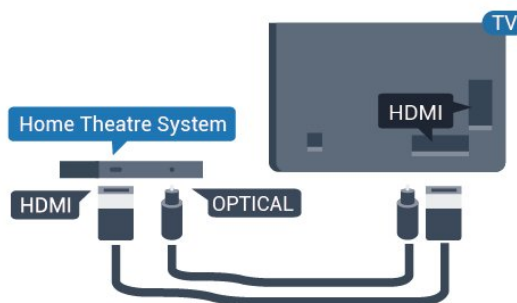
Synchronisation audio-vidéo (synchro)

Si le son n'est pas synchronisé avec la vidéo à l'écran, la plupart des Home Cinéma avec lecteur de disque vous permettent de définir un temps de décalage.

Connecter avec HDMI

Utilisez un câble HDMI pour connecter un système Home Cinéma au téléviseur. Vous pouvez connecter un Home Cinéma SoundBar Philips ou un Home Cinéma avec un lecteur de disques intégré.

Si le système Home Cinéma n'est pas équipé de prise HDMI ARC, ajoutez un câble audio optique (Toslink) pour transmettre le son accompagnant l'image TV vers le système Home Cinéma.



Synchronisation audio-vidéo (synchro)

Si le son n'est pas synchronisé avec la vidéo à l'écran, la plupart des Home Cinéma avec lecteur de disque vous permettent de définir un temps de décalage.

6.5

Smartphones et tablettes

Pour connecter un smartphone ou une tablette au téléviseur, vous pouvez utiliser une connexion câblée ou sans fil.

Sans fil

Pour une connexion sans fil sur votre smartphone ou tablette, téléchargez l'application Philips TV Remote à partir de votre boutique d'applications favorite.

Filaire

Pour une connexion filaire, utilisez la sortie HDMI 1 MHL à l'arrière du téléviseur.

6.6

Lecteur de disques Blu-ray

Utilisez un câble HDMI haute vitesse pour connecter le lecteur de disques Blu-ray au téléviseur.

Clé USB

Vous pouvez afficher des photos, écouter de la musique ou regarder des vidéos enregistrées sur une clé USB.

Insérez une clé USB dans l'un des ports USB du téléviseur lorsque celui-ci est allumé.



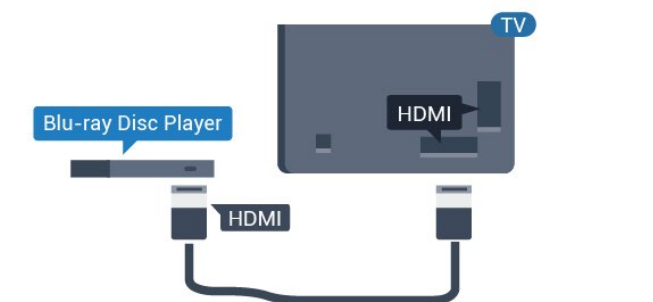
Le téléviseur détecte la clé et ouvre une fenêtre avec la liste de son contenu.

Si la liste du contenu ne s'affiche pas automatiquement...

Mode professionnel désactivé – Appuyez sur **Accueil**, sélectionnez **Applications**, sélectionnez **Sources**. Sélectionnez USB, puis appuyez sur **OK**.


Mode professionnel activé – Appuyez sur **Accueil**, sélectionnez **Chaînes TV**, sélectionnez **SOURCES**. Sélectionnez **USB** et appuyez sur **OK**.

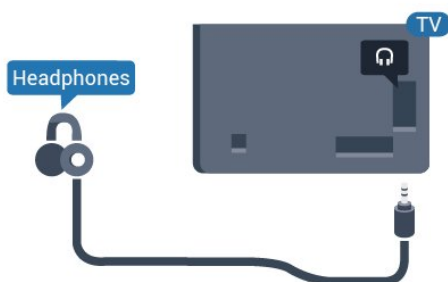
Pour quitter l'affichage du contenu de la clé USB, appuyez sur **TV** ou sélectionnez une autre activité. Vous pouvez retirer la clé USB à tout moment pour la déconnecter.



Si le lecteur de disques Blu-ray est doté d'une connexion EasyLink HDMI CEC, vous pouvez commander le lecteur à l'aide de la télécommande du téléviseur.

Casque

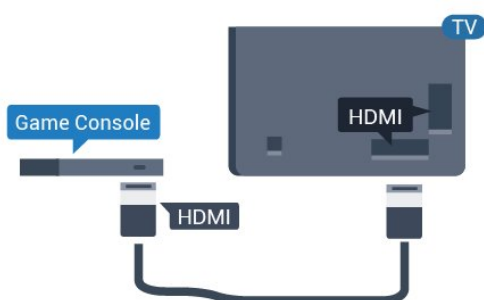
Vous pouvez connecter un casque à la prise  située à l'arrière du téléviseur. Il s'agit d'une prise mini-jack 3,5 mm. Vous pouvez régler le volume du casque séparément.



Console de jeux

HDMI

Pour une qualité optimale, connectez la console de jeux au téléviseur à l'aide d'un câble HDMI haute vitesse.



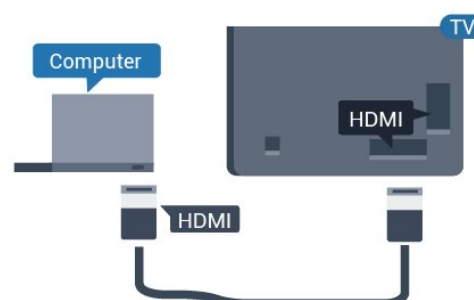
Ordinateur

Connexion

Vous pouvez connecter votre ordinateur au téléviseur et utiliser le téléviseur comme écran d'ordinateur.

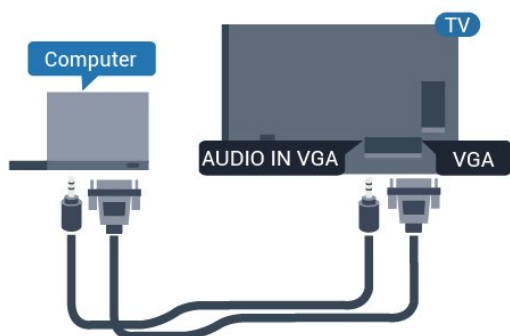
Avec HDMI

Reliez l'ordinateur au téléviseur à l'aide d'un câble HDMI.



Avec VGA (6014U)



Utilisez un câble VGA pour relier l'ordinateur au téléviseur, et ajoutez un câble audio (mini-jack 3,5 mm) à l'entrée AUDIO IN VGA située à l'arrière du téléviseur.




Réglage idéal

Si vous connectez un ordinateur, nous vous conseillons de donner à la connexion sur laquelle l'ordinateur est connecté le nom correct du type de périphérique dans le menu Source. Si vous basculez vers **Ordinateur** dans le menu Source, le téléviseur est automatiquement paramétré sur le réglage **Ordinateur idéal**.

Pour configurer le meilleur réglage sur le téléviseur...

Mode professionnel désactivé – Appuyez sur  Accueil. Appuyez sur  (bas), sélectionnez **Réglages** et appuyez sur **OK**.

Sélectionnez **Image**, puis appuyez sur  (droite) pour accéder au menu. Sélectionnez **Style d'image** > **Ordinateur** et appuyez sur **OK**.


Sélectionnez **Marche** ou **Arrêt**, puis appuyez sur **OK**.

Appuyez sur , à plusieurs reprises si nécessaire, pour fermer le menu.

Mode professionnel activé – Appuyez sur  Accueil >  Plus >  Réglages >  Image. Appuyez sur **OK**.

Sélectionnez **Style d'image** > **Ordinateur** et appuyez sur **OK**.

Sélectionnez **Marche** ou **Arrêt**, puis appuyez sur **OK**.

Appuyez sur , à plusieurs reprises si nécessaire, pour fermer le menu.

(Pour obtenir des informations sur le mode professionnel, reportez-vous au manuel d'installation)

Vidéos, photos et musique

À partir d'une prise USB

Vous pouvez afficher des photos, écouter de la musique ou regarder des vidéos enregistrées sur une clé USB ou un disque dur USB.

Lorsque le téléviseur est allumé, insérez une clé USB ou un disque dur USB dans l'un des ports USB. Le téléviseur détecte le périphérique et répertorie les fichiers multimédias.

Si la liste de fichiers n'apparaît pas automatiquement...

- 1 - Appuyez sur **≡ CHANNELS**, puis sélectionnez **➤ Sources**.
- 2 - Sélectionnez **📺 Navigateur multimédia**, puis appuyez sur **OK**.
- 3 - Vous pouvez parcourir vos fichiers dans la structure de dossiers que vous avez organisée sur le lecteur.
- 4 - Pour arrêter de lire des vidéos, des photos ou de la musique, appuyez sur **📺**.

Lire vos vidéos

Lire des vidéos

Ouverture d'un dossier vidéo

- 1 - Appuyez sur **≡ CHANNELS**, puis sélectionnez **➤ Sources**.
- 2 - Sélectionnez **📺 Navigateur multimédia**, sélectionnez **📺 Vidéos**, puis appuyez sur **OK**.

Pour revenir au dossier, appuyez sur **←**

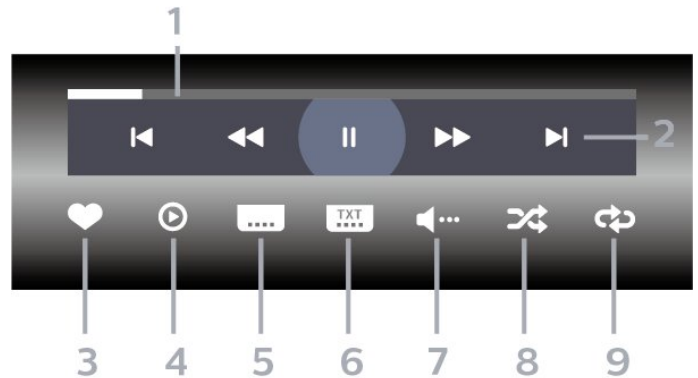
Lire une vidéo

- 1 - Appuyez sur **≡ CHANNELS**, puis sélectionnez **➤ Sources**.
- 2 - Sélectionnez **📺 Navigateur multimédia**, sélectionnez **📺 Vidéos**, puis appuyez sur **OK**.
- 3 - Sélectionnez une vidéo. Vous pouvez appuyer sur **🔴 Lire tout** pour lire tous les fichiers du dossier ou sur **📺 Marquer comme favori** pour ajouter la vidéo sélectionnée au menu des favoris - **♥ Favoris**.

Pour suspendre la lecture de la vidéo, appuyez sur **OK**. Appuyez à nouveau sur **OK** pour continuer.

Barre de commande

Pour afficher ou masquer la barre de commande lors de la lecture d'une vidéo, appuyez sur la touche **OK**.



- 1 - Barre de progression
- 2 - Barre de commande de lecture
 - **⏪** : Passer à la vidéo précédente dans un dossier
 - **⏩** : Passer à la vidéo suivante dans un dossier
 - **⏮** : Rembobiner
 - **⏭** : Avance rapide
 - **⏸** : mettre la lecture en pause

- 3 - Marquer comme favoris
- 4 - Lire toutes les vidéos
- 5 - Sous-titre : activer ou désactiver les sous-titres ou les activer sans son
- 6 - Langue des sous-titres : sélectionner une langue de sous-titrage (non disponible lorsque le mode professionnel est activé)
- 7 - Langue audio : sélectionner une langue audio
- 8 - Aléatoire : lire vos fichiers dans un ordre aléatoire
- 9 - Répéter : lire toutes les vidéos de ce dossier une seule fois ou en continu

Options vidéo

Pendant la lecture de la vidéo, appuyez sur **⊕ OPTIONS**, sélectionnez **Info** et appuyez sur **OK** pour réaliser les opérations suivantes :

- **Marquer comme favori** : marquer la vidéo sélectionnée comme favorite.
- **Tout lire** : lire tous les fichiers vidéo contenus dans ce dossier.
- **Sous-titres** : si les sous-titres sont disponibles, vous pouvez choisir les options suivantes : **Marche**, **Arrêt** ou **Actif sans son**.
- **Langue audio** : si cette option est disponible, sélectionnez une langue audio.
- **Aléatoire** : permet de lire vos fichiers dans un ordre aléatoire.
- **Répéter** : lire toutes les vidéos de ce dossier une seule fois ou en continu.

Visionner vos photos

Afficher des photos

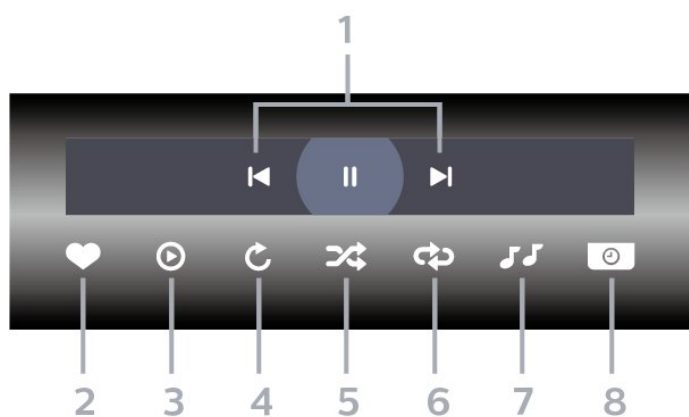
Ouverture d'un dossier photo

- 1 - Appuyez sur CHANNELS, puis sélectionnez Sources.
- 2 - Sélectionnez Navigateur multimédia, sélectionnez Photos, puis appuyez sur OK.

Afficher une photo

- 1 - Appuyez sur CHANNELS, puis sélectionnez Sources.
- 2 - Sélectionnez Navigateur multimédia, sélectionnez Photos, puis appuyez sur OK.
- 3 - Sélectionnez Photos, puis sélectionnez une photo. Vous pouvez appuyer sur Diaporama pour lire tous les fichiers du dossier ou sur Ajouter aux fav. pour ajouter la photo sélectionnée au menu des favoris Favoris.

Barre de commande



- 1 - Barre de commande de lecture
 - : Passer à la photo précédente dans un dossier
 - : Passer à la photo suivante dans un dossier
 - : mettre le diaporama en pause
- 2 - Marquer comme favoris
- 3 - Démarrer un diaporama
- 4 - Faire pivoter la photo
- 5 - Aléatoire : lire vos fichiers dans un ordre aléatoire
- 6 - Répéter : lire toutes les photos de ce dossier une seule fois ou en continu
- 7 - Arrêter la lecture de la musique en arrière-plan (non disponible lorsque le mode professionnel est activé)
- 8 - Définir la vitesse du diaporama

Options de photo

Pendant la lecture de la vidéo, appuyez sur OPTIONS, sélectionnez Info, puis appuyez sur OK pour réaliser les opérations suivantes :

- Marquer comme favoris
- Démarrer un diaporama
- Faire pivoter la photo
- Aléatoire : lire vos fichiers dans un ordre aléatoire
- Répéter : lire toutes les photos de ce dossier une seule fois ou en continu
- Arrêter la lecture de la musique en arrière-plan (non disponible lorsque le mode professionnel est activé)
- Définir la vitesse du diaporama

Lire votre musique

Lecture de musique

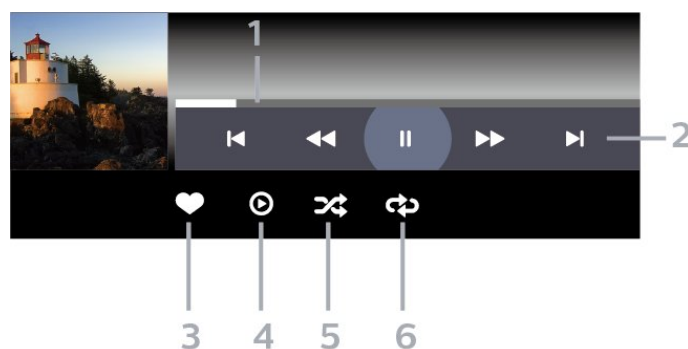
Ouverture d'un dossier musical

- 1 - Appuyez sur CHANNELS, puis sélectionnez Sources.
- 2 - Sélectionnez Navigateur multimédia, sélectionnez Musique et appuyez sur OK.

Lecture de musique

- 1 - Appuyez sur CHANNELS, puis sélectionnez Sources.
- 2 - Sélectionnez Navigateur multimédia, sélectionnez Musique et appuyez sur OK.
- 3 - Vous pouvez appuyer sur Ajouter aux fav. pour ajouter le dossier musical au menu des favoris - Favoris.
- 4 - Grâce à la fonction de classification Genres, Artistes, Albums, Pistes, vous pouvez trouver rapidement un fichier de musique.

Barre de commande



- 1 - Barre de progression
- 2 - Barre de commande de lecture
 - : Passer au morceau précédent dans un dossier

- ▶: Passer au morceau suivant dans un dossier
- ◀◀: Rembobiner
- ▶▶: Avance rapide
- ||: mettre la lecture en pause

- 3 - Marquer comme favoris
- 4 - Lire tous les morceaux
- 5 - Aléatoire : lire vos fichiers dans un ordre aléatoire
- 6 - Répéter : lire tous les morceaux de ce dossier une seule fois ou en continu

Options musicales


Pendant la lecture de la musique, appuyez sur **+** **OPTIONS**, sélectionnez **Info** et appuyez sur **OK** pour réaliser les opérations suivantes :

- Marquer comme favoris
- Lire tous les morceaux
- Aléatoire : lire vos fichiers dans un ordre aléatoire
- Répéter : lire tous les morceaux de ce dossier une seule fois ou en continu

Guide TV

Utilisation du guide TV

Ouverture du guide TV

Pour ouvrir le guide TV, appuyez sur  TV GUIDE .
Le guide du téléviseur indique les chaînes du tuner sélectionné.

Appuyez à nouveau sur  TV GUIDE pour fermer.

Lors de la première ouverture du guide TV, le téléviseur recherche les programmes dans toutes les chaînes TV. Cette opération peut prendre quelques minutes. Les données du guide TV sont enregistrées dans le téléviseur.

Jeux



9.1

Jouer à un jeu



À partir d'une console de jeux


Pour lancer un jeu sur une console de jeux...


Allumez la console de jeux.

Mode professionnel désactivé – Appuyez sur  Accueil, puis sélectionnez  Applications. Sélectionnez Sources et appuyez sur OK.



Démarrez le jeu.


Appuyez sur  BACK à plusieurs reprises ou appuyez sur  EXIT or arrêtez l'application à l'aide de son propre bouton sortie/arrêt.

Pour plus d'informations sur la connexion d'une manette de jeu, dans Aide, appuyez sur la touche de couleur  Mots-clés et recherchez Manette de jeu, connexion.

Mode professionnel activé – Appuyez sur  SOURCES et sélectionnez une console de jeux ou le nom de la connexion.

Démarrez le jeu.

Appuyez sur  BACK à plusieurs reprises ou appuyez sur  EXIT or arrêtez l'application à l'aide de son propre bouton sortie/arrêt.



Pour plus d'informations sur la connexion d'une manette de jeu, dans Aide, appuyez sur la touche de couleur  Mots-clés et recherchez Manette de jeu, connexion.

Par applications

Pour lancer un jeu à partir des applications de jeux...



Mode professionnel désactivé – Appuyez sur  Accueil, sélectionnez  Applications, puis sélectionnez Google Play Games.

Connectez-vous à votre compte Google et lancez un jeu.

Appuyez sur  BACK à plusieurs reprises, appuyez sur  EXIT ou arrêtez l'application à l'aide de sa propre touche sortie/arrêt.

Mode professionnel activé – Appuyez sur  Accueil. Sélectionnez  Jeux.

Connectez-vous à votre compte Google et lancez un jeu.

Appuyez sur  BACK à plusieurs reprises, appuyez sur  EXIT ou arrêtez l'application à l'aide de sa propre touche sortie/arrêt.

Application Menu professionnel






À propos de l'application Menu professionnel

Depuis l'application Menu professionnel, vous pouvez démarrer toute activité pouvant être réalisée avec le téléviseur.

La partie gauche de l'application Menu professionnel est organisée sous forme de rangées...

- Recommandé 
- Chaînes TV 
- Cast 
- Jeux 
- Plus 


La partie supérieure droite de l'application Menu professionnel est organisée sous forme de rangées...

- Gérer le compte
- Messages  (Fonction facultative dépendant des paramètres internes de l'hôtel.)
- Facture  (Fonction facultative dépendant des paramètres internes de l'hôtel.)
- Réglage de l'alarme 
- Météo 
- Langue menu 
- Heure actuelle

Ouvrir l'application Menu professionnel

Mode professionnel désactivé : reportez-vous au chapitre « Écran d'accueil Android TV ».

Mode professionnel activé : pour ouvrir l'application Menu professionnel et ouvrir un élément...




- 1 - Ouvrez l'application Menu professionnel en appuyant sur Accueil .
- 2 - Sélectionnez une activité à l'aide des touches de direction et appuyez sur **OK** pour la démarrer.
- 3 - Pour fermer l'application Menu professionnel sans modifier l'activité en cours, appuyez à nouveau sur **←**.



Lors de l'ouverture de l'application Menu professionnel, la lecture du contenu/l'application en arrière-plan s'arrête. Pour reprendre, vous devez sélectionner l'application ou le contenu dans l'application Menu professionnel.

Recommandé

Pour ouvrir l'application Menu professionnel et l'option Recommandé...





- 1 - Ouvrez l'application Menu professionnel.
- 2 - Sélectionnez **Recommandé**  et appuyez sur **OK** pour ouvrir ou démarrer l'option.
- 3 - Sélectionnez  Chaînes TV recommandées. Sélectionnez une chaîne dans la liste, puis appuyez sur OK.
- 4 - Sélectionnez  Applications. Sélectionnez une application dans la liste, puis appuyez sur OK.

Chaînes TV

Listes de chaînes

À propos des listes de chaînes

Après l'installation des chaînes, toutes les chaînes s'affichent dans la liste des chaînes. Les chaînes apparaissent avec leur nom et leur logo si ces informations sont disponibles.







Si vous avez sélectionné une liste de chaînes, appuyez sur les flèches  (haut) ou  (bas) pour sélectionner une chaîne, puis appuyez sur **OK** pour regarder la chaîne sélectionnée. Vous ne réglez les chaînes de cette liste que lorsque vous utilisez les touches  ou .

Stations de radio

Si la diffusion numérique est disponible, les stations de radio numériques sont automatiquement intégrées à l'installation. Pour sélectionner une station de radio, procédez de la même manière que pour une chaîne de télévision.


Ouvrez une liste de chaînes

Pour ouvrir la liste des chaînes en cours...

1. Appuyez sur  pour passer à la télévision.
2. Appuyez sur  CHANNELS pour ouvrir la liste des chaînes en cours. Sélectionnez  Toutes les chaînes pour afficher les chaînes de télévision et les stations radio. Sélectionnez  pour afficher uniquement les chaînes de télévision. Sélectionnez  pour afficher uniquement les stations radio.
3. Appuyez de nouveau sur  CHANNELS pour fermer la liste des chaînes.

Regarder des chaînes


Pour sélectionner une chaîne

Pour commencer à regarder la télévision, appuyez sur . Le téléviseur diffuse la dernière chaîne regardée.

Changer de chaîne

- Pour changer de chaîne, appuyez sur  + ou  -.

Chaîne précédente

- Pour revenir à la dernière chaîne sélectionnée, appuyez sur  BACK.

Liste des chaînes

Pendant que vous regardez la télévision, appuyez sur  pour ouvrir les listes de chaînes.

Options des chaînes

Ouvrir le menu d'options


Lorsque vous regardez une chaîne, vous pouvez définir certaines options.

En fonction du type de chaîne que vous êtes en train de regarder (analogique ou numérique) ou des paramètres TV sélectionnés, certaines options sont disponibles.

Pour ouvrir le menu Options...

- 1 - Pendant que vous regardez la télévision, appuyez

sur  OPTIONS.

2 - Appuyez de nouveau sur  OPTIONS pour quitter.





10.5

Chaînes TV

Listes de chaînes

À propos des listes de chaînes

Après l'installation des chaînes, toutes les chaînes s'affichent dans la liste des chaînes. Les chaînes apparaissent avec leur nom et leur logo si ces informations sont disponibles.







Si vous sélectionnez une liste des chaînes, appuyez sur les flèches  (haut) ou  (bas) pour sélectionner une chaîne, puis appuyez sur **OK** pour regarder la chaîne sélectionnée. Vous ne réglez les chaînes de cette liste que lorsque vous utilisez les touches  + ou  -.

Stations de radio

Si la diffusion numérique est disponible, les stations de radio numériques sont automatiquement intégrées à l'installation. Pour sélectionner une station de radio, procédez de la même manière que pour une chaîne de télévision.


Ouvrez une liste de chaînes

Pour ouvrir la liste des chaînes en cours...

1. Appuyez sur  pour passer à la télévision.
2. Appuyez sur  CHANNELS pour ouvrir la liste des chaînes en cours. Sélectionnez  Toutes les chaînes pour afficher les chaînes de télévision et les stations radio. Sélectionnez  pour afficher uniquement les chaînes de télévision. Sélectionnez  pour afficher uniquement les stations radio.
3. Appuyez de nouveau sur  CHANNELS pour fermer la liste des chaînes.

Regarder des chaînes

Pour sélectionner une chaîne

Pour commencer à regarder la télévision, appuyez sur . Le téléviseur diffuse la dernière chaîne regardée.

Changer de chaîne

- Pour changer de chaîne, appuyez sur  + ou  -.

Chaîne précédente

- Pour revenir à la dernière chaîne sélectionnée, appuyez sur **← BACK**.

Liste des chaînes

Pendant que vous regardez la télévision, appuyez sur **≡** pour ouvrir la liste des chaînes.

Options des chaînes

Ouvrir le menu d'options

Lorsque vous regardez une chaîne, vous pouvez définir certaines options.

En fonction du type de chaîne que vous êtes en train de regarder (analogique ou numérique) ou des paramètres TV sélectionnés, certaines options sont disponibles.

Pour ouvrir le menu Options...

- 1 - Pendant que vous regardez la télévision, appuyez sur **+ OPTIONS**.
- 2 - Appuyez de nouveau sur **+ OPTIONS** pour quitter.

10.6

Google Cast

Ce dont vous avez besoin

Si une application sur votre appareil mobile est dotée de Google Cast, vous pouvez diffuser votre application sur ce téléviseur. Sur l'application mobile, recherchez l'icône Google Cast. Vous pouvez utiliser votre appareil mobile pour commander ce qui s'affiche sur votre téléviseur. Google Cast fonctionne sur Android et iOS.

Votre appareil mobile doit être connecté au même réseau domestique Wi-Fi que votre téléviseur.

Applications dotées de Google Cast

De nouvelles applications dotées de Google Cast sortent tous les jours. Vous pouvez déjà essayer avec YouTube, Chrome, Netflix, Photowall ... ou Big Web Quiz pour Chromecast. Voir également google.com/cast


Certains produits et fonctionnalités Google Play ne sont pas disponibles dans tous les pays.

Vous trouverez davantage d'informations sur support.google.com/androidtv

Pour diffuser sur votre téléviseur

Pour diffuser une application sur l'écran du téléviseur...

Pour ouvrir l'application Menu professionnel et l'option Cast...

- 1 - Ouvrez l'application Menu professionnel.
- 2 - Sélectionnez **Cast**  et appuyez sur **OK** pour ouvrir ou démarrer l'option.
- 3 - Connectez le smartphone au téléviseur à l'aide de la fonction Wi-Fi Direct (scannez le code QR ou utilisez le SSID et le mot de passe Wi-Fi). Ouvrez une application prenant en charge Google Cast.
- 4 - Appuyez sur l'icône Google Cast.
- 5 - Sélectionnez le téléviseur sur lequel vous désirez effectuer la diffusion.
- 6 - Appuyez sur lecture sur votre smartphone ou votre tablette. Le contenu sélectionné est diffusé sur le téléviseur.

10.7

Jeux

Pour ouvrir l'application Menu professionnel et l'option Jeux...

- 1 - Ouvrez l'application Menu professionnel.
- 2 - Sélectionnez **Jeux**  et appuyez sur **OK**.

Paramètre idéal de jeu

Pour certains jeux exigeant vitesse et précision, réglez le téléviseur sur le paramètre **Jeu idéal** avant de commencer à jouer.

Si votre console de jeux a été ajoutée en tant que type de périphérique **Jeu** dans le menu Sources (liste des connexions), le téléviseur bascule automatiquement sur le meilleur réglage Jeu.

Si le type de votre console de jeux est défini sur **Lecteur** et que celui-ci est généralement utilisé comme un lecteur de disques, laissez le paramètre **Lecteur**.

Pour configurer manuellement le meilleur réglage sur le téléviseur. . .



1

- Sélectionnez **Accueil > ... Plus > Réglages > Image > Style d'image**.
- 2 - Sélectionnez **Jeu**, puis appuyez sur **OK**.
- 3 - Appuyez sur **←**, à plusieurs reprises si nécessaire, pour fermer le menu. N'oubliez pas de rétablir le réglage Jeu ou Ordinateur sur Désactivé lorsque vous avez terminé de jouer.

Plus de possibilités

Pour ouvrir l'application Menu professionnel et l'option Plus...


1 - Ouvrez l'application Menu professionnel.

2 - Sélectionnez  Plus et appuyez sur  OK pour ouvrir ou démarrer l'option.

3 - Sélectionnez  Réglages.


• Image  :

basculez d'un style d'image prédéfini à un autre. Il existe des modes plus appropriés pour regarder des films ou des photos, etc.


• Son  :

Basculez d'un style audio prédéfini à un autre.

Certains styles sont plus adaptés aux films, à la musique ou aux jeux vidéo.

• Format d'image  :


Sélectionnez un format d'image adapté à l'écran.

• Langue menu  :

Sélectionnez la langue et appuyez sur OK.

4 - Sélectionnez  Fonctions et appuyez sur OK.


• Régler alarme  :

Une alarme peut être réglée sur le téléviseur. Le téléviseur peut vous réveiller à une heure définie. Sinon, l'heure de l'alarme peut être réglée en appuyant sur le bouton  de la télécommande.


• Arrêt programmé  :


Avec la barre du curseur, vous pouvez définir une durée de 180 minutes maximum par incrément de 5 minutes. Si l'arrêt programmé est réglé sur 0 minute, il est désactivé. Vous pouvez toujours éteindre le téléviseur avant la fin du délai ou redéfinir la durée pendant le compte à rebours.

• Météo  :


affiche la température observée et propose 5 jours de prévisions météo pour la zone actuelle. Sinon, l'heure de l'alarme peut être réglée en appuyant sur le bouton  de la télécommande.

5 - Sélectionnez Personnel  et appuyez sur OK.

• Facture  : permet au client de l'hôtel d'afficher sa facture d'hôtel pendant son séjour. (Uniquement lorsque le mode professionnel est activé.)

• Messages  :

les invités sont avertis en cas de réception de nouveaux messages provenant de l'hôtel sur le téléviseur. (Uniquement lorsque le mode professionnel est activé.)


• Affichage du message  :

modifier la façon dont les notifications de messages seront affichées. (Uniquement lorsque le mode professionnel est activé.)

• Gérer le compte  :

lorsque vous vous connectez à un compte Google

depuis un téléphone ou un ordinateur portable, assurez-vous que le téléphone ou l'ordinateur portable est connecté au même réseau que le téléviseur, puis entrez le code affiché à l'écran pour terminer le processus de connexion. Les invités ont également la possibilité d'utiliser l'adresse e-mail et le mot de passe de leur compte Google pour se connecter.





• Effacer l'historique  :

effacer les informations d'identification personnelles de toutes les applications (ces informations sont également effacées automatiquement lors de la déconnexion, uniquement lorsque le mode professionnel est activé.)


Paramètres professionnels

Style d'image

Sélectionner un style

Appuyez sur  Accueil >  Plus >  Réglages >  Image > Style d'image.

Pour une adaptation de l'image en toute simplicité, vous pouvez sélectionner un style d'image prédéfini.

- Personnel - Les préférences d'image que vous définissez au cours de la première configuration
- Vif - Réglage idéal pour un environnement de lumière du jour
- Naturel : réglage pour des images naturelles
-  Standard : réglage le plus économe en énergie (réglage d'usine)
- Film - Réglage idéal pour regarder des films
- Jeu : réglage idéal pour jouer
- Ordinateur : réglage idéal pour raccorder un ordinateur

Format d'image

Sélectionner un format d'image

Si l'image ne remplit pas la totalité de l'écran, si des bandes noires s'affichent en haut ou bas ou sur les deux côtés, vous pouvez régler l'image de manière à ce qu'elle remplisse complètement l'écran.

Pour sélectionner l'un des réglages de base pour remplir l'écran...

Appuyez sur  Accueil >  Plus >  Réglages >  Format d'image.





Le format suivant peut être disponible en fonction de l'image à l'écran.

- Plein écran 16/9
- Plein écran

- Adapté à l'écran
- Non mis à l'échelle

Style de son

Sélectionner un style





Appuyez sur  Accueil >  Plus >  Réglages >  Son > Style de son.

Pour une adaptation aisée du son, vous pouvez sélectionner un réglage prédéfini avec la fonction de style de son.

- Personnel : les choix personnels que vous avez faits dans l'option Personnaliser l'image et le son
- Original - Réglage de son le plus neutre
- Film - Réglage idéal pour regarder des films
- Musique - Réglage idéal pour écouter de la musique
- Jeu : réglage idéal pour les jeux
- Actualités : réglage idéal pour la parole

Langue





Changer la langue des menus et messages du téléviseur

Appuyez sur  Accueil >  Plus >  Réglages >  Langue menu.

Sélectionnez la langue et appuyez sur **OK**.

Paramètres écologiques



Désactiver l'écran pour réduire la consommation d'énergie

Appuyez sur  Accueil >  Plus >  Fonctions >  Arrêt programmé > Désactivation de l'écran.

Si vous écoutez simplement de la musique, vous pouvez désactiver l'écran du téléviseur. Seul l'écran du téléviseur s'éteindra. Pour réactiver l'écran, appuyez sur n'importe quelle touche de la télécommande.

Régler le temporisateur d'arrêt du téléviseur

Appuyez sur  Accueil >  Plus >  Fonctions >  Arrêt programmé > Arrêt programmé.

Appuyez sur les flèches  (haut) ou  (bas) pour régler la valeur. La valeur 0 (désactivé) désactive

l'arrêt automatique.

Sélectionnez Temporisateur d'arrêt pour que le téléviseur s'éteigne automatiquement afin d'économiser l'énergie.

* Le téléviseur s'éteint automatiquement s'il reçoit un signal TV mais vous n'appuyez sur aucune touche de la télécommande pendant 4 heures.

* Le téléviseur s'éteint automatiquement s'il ne reçoit aucun signal TV et qu'aucune commande ne lui est envoyée depuis la télécommande pendant 10 minutes.

* Si vous utilisez le téléviseur comme un moniteur ou si vous utilisez un récepteur numérique pour regarder la télévision (décodeur) sans la télécommande du téléviseur, désactivez l'arrêt automatique en réglant la valeur sur 0.

10.10

Compte Google


Se connecter

Pour bénéficier de toutes les fonctionnalités de votre téléviseur Philips Android TV, vous pouvez vous connecter à Google à l'aide de votre Compte Google.

En vous identifiant, vous pourrez jouer à vos jeux préférés sur votre téléphone, votre tablette et votre téléviseur. Vous bénéficierez également de conseils personnalisés en matière de vidéo et de musique sur l'écran d'accueil de votre téléviseur, ainsi que d'un accès à YouTube, Google Play et autres applications.

Utilisez votre **Compte Google** pour vous connecter à Google sur votre téléviseur. Un Compte Google se compose d'une adresse de messagerie et d'un mot de passe. Si vous ne possédez pas encore de Compte Google, utilisez votre ordinateur ou votre tablette pour en créer un (accounts.google.com). Si vous ne vous êtes pas connecté lors de la première installation du téléviseur, vous pouvez le faire plus tard.

Se connecter

Appuyez sur  > Ouvrir l'écran de l'application Menu professionnel.

Sélectionnez l'option Gérer le compte située dans la partie supérieure droite de l'écran de l'application Menu professionnel et appuyez sur **OK**. À l'aide du clavier virtuel, saisissez votre adresse e-mail et votre mot de passe, puis appuyez sur la même touche **OK** pour vous connecter.

Écran d'accueil Android TV

À propos de l'écran d'accueil Android TV

Pour profiter de tous les avantages de votre téléviseur Android, connectez le téléviseur à Internet.

Comme sur votre smartphone ou tablette Android, l'écran d'accueil est le centre de votre téléviseur. Depuis l'écran d'accueil, vous pouvez choisir ce que vous voulez regarder en parcourant les options de divertissement de l'application et de Live TV. Votre page d'accueil comprend des chaînes grâce auxquelles vous pouvez découvrir le contenu extraordinaire de vos applications préférées. Vous pouvez également ajouter des chaînes supplémentaires ou trouver de nouvelles applications pour obtenir plus de contenus.

Ouvrir l'écran d'accueil Android TV

Mode professionnel activé : reportez-vous au manuel d'installation.

Mode professionnel désactivé : permet d'ouvrir l'écran d'accueil Android TV et d'ouvrir un élément...

- 1 - Appuyez sur Menu, accédez à Collection Philips, puis appuyez OK.
- 2 - Sélectionnez une activité à l'aide des touches de direction et appuyez sur **OK** pour la démarrer.
- 3 - Pour fermer le menu Accueil sans modifier l'activité en cours, appuyez à nouveau sur **←**.



Lors de l'ouverture de l'écran d'accueil Android TV, la lecture du contenu/l'application en arrière-plan s'arrête. Pour reprendre, vous devez sélectionner l'application ou le contenu depuis l'écran d'accueil Android TV.

Paramètres Android TV

Image

Réglages de l'image

Style d'image

Sélectionner un style

Appuyez sur **⌂** > **⚙️** Réglages > Image > Style d'image.

Pour une adaptation de l'image en toute simplicité, vous pouvez sélectionner un style d'image prédéfini.

- Personnel - Les préférences d'image que vous définissez au cours de la première configuration
- Vif - Réglage idéal pour un environnement de lumière du jour
- Naturel : réglage pour des images naturelles
- **Standard** : réglage le plus économe en énergie (réglage d'usine)
- Film - Réglage idéal pour regarder des films
- Jeu : réglage idéal pour jouer
- Ordinateur : réglage idéal pour raccorder un ordinateur

Couleur, Contraste, Définition, Luminosité

Régler les couleurs

Appuyez sur **⌂** Accueil > **⚙️** Réglages > Image > Couleur.

Appuyez sur les flèches **▲** (haut) ou **▼** (bas) pour régler la valeur de saturation des couleurs de l'image.

Régler le contraste

Appuyez sur **⌂** Accueil > **⚙️** Réglages > Image > Contraste. Appuyez sur les flèches **▲** (haut) ou **▼** (bas) pour régler la valeur de contraste de l'image.



Vous pouvez diminuer la valeur de contraste pour réduire la consommation d'énergie.



Régler la netteté

Appuyez sur **⌂** Accueil > **⚙️** Réglages > Image > Netteté.

Appuyez sur les flèches **▲** (haut) ou **▼** (bas) pour régler la valeur de netteté de l'image.

Réglage de la luminosité

Appuyez sur  Accueil >  Réglages > Image > Luminosité.

Appuyez sur les flèches  (haut) ou  (bas) pour régler le niveau de luminosité du signal vidéo.



Remarque : Un réglage de la luminosité trop éloigné de la valeur de référence (50) risque d'entraîner une diminution du contraste.

Paramètres d'image avancés



Paramètres de couleur

Paramètres de couleur avancés

Régler l'amélioration des couleurs



Appuyez sur  Accueil >  Réglages > Image > Avancé > Couleur > Amélioration des couleurs.



Sélectionnez Maximum, Moyenne ou Minimum pour régler le niveau d'intensité des couleurs et de détail des couleurs vives.

Sélectionner la température de couleur prédéfinie
Appuyez sur  Accueil >  Réglages > Image > Avancé > Couleur > Température de couleur.

Sélectionnez Normal, Chaud ou Froid pour régler la température de couleur.



Personnaliser la température de couleur

Appuyez sur  Accueil >  Réglages > Image > Avancé > Couleur > Température de couleur personnalisée.

Sélectionnez Réglages personnalisés dans le menu Température de couleur pour personnaliser la température de couleur. Appuyez sur les flèches  (haut) ou  (bas) pour régler la valeur. WP est le point blanc et BL est le niveau des noirs. Vous pouvez aussi sélectionner l'une des présélections de ce menu.



Réglages de contraste avancés

Modes de contraste

Appuyez sur  Accueil >  Réglages > Image > Avancé > Contraste > Mode contraste.

Sélectionnez Normal, Optimisé pour l'image ou Optimisé pour des économies d'énergie pour que le téléviseur réduise automatiquement le contraste (soit pour optimiser la consommation d'énergie, soit pour optimiser l'image), ou sélectionnez Arrêt pour désactiver le réglage automatique.



Contraste dynamique



Appuyez sur  Accueil >  Réglages > Image > Avancé > Contraste > Contraste dynamique.

Sélectionnez Maximum, Moyenne ou Minimum pour définir le niveau d'amélioration automatique par le téléviseur des détails pour les zones sombres, moyennes et claires de l'image.


Contraste vidéo, Gamma



Contraste vidéo

Appuyez sur  Accueil >  Réglages > Image > Avancé > Contraste > Contraste vidéo.

Appuyez sur les flèches  (haut) ou  (bas) pour régler la valeur de contraste vidéo.

Gamma

Appuyez sur  Accueil >  Réglages > Image > Avancé > Contraste > Gamma.

Appuyez sur les flèches  (haut) ou  (bas) pour régler un paramètre non linéaire pour la luminance et le contraste de l'image.

Réglages de définition avancés



Résolution Ultra

Appuyez sur  Accueil >  Réglages > Image > Avancé > Netteté > Ultra Resolution.

Activez cette option pour optimiser la netteté dans les bords de ligne et les détails.



Nettoyage d'image

Réduction du bruit

Appuyez sur  Accueil >  Réglages > Image > Avancé > Nettoyage d'image > Réduction bruit.

Sélectionnez Maximum, Medium ou Minimum pour régler le niveau de bruit du contenu vidéo. Le bruit se manifeste principalement sous la forme de petits points dans l'image affichée.

Réduction artefact MPEG

Appuyez sur  Accueil >  Réglages > Image > Avancé > Nettoyage d'image > Réduction artefact MPEG.



Sélectionnez Maximum, Medium ou Minimum pour obtenir divers degrés de fluidité des artefacts dans le contenu vidéo numérique.

Les artefacts MPEG sont principalement visibles sous la forme de petits blocs ou de bords dentelés dans les images affichées.

Format d'image

Si l'image ne remplit pas la totalité de l'écran, si des bandes noires s'affichent en haut ou bas ou sur les deux côtés, vous pouvez régler l'image de manière à ce qu'elle remplisse complètement l'écran.

Pour sélectionner l'un des réglages de base pour remplir l'écran...

1 - Pendant que vous regardez la télévision, appuyez sur  Accueil >  Réglages > Image > Format d'image.

2 - Sélectionnez un format dans la liste, puis appuyez sur **OK**.

3 - Appuyez sur  **BACK** à plusieurs reprises si nécessaire pour fermer le menu.



Le format suivant peut être disponible en fonction de l'image à l'écran. . .

- Plein écran 16/9
- Plein écran
- Adapté à l'écran
- Non mis à l'échelle

Son

Style de son

Sélectionner un style



Appuyez sur  Accueil >  Réglages > Son > Style de son.

Pour une adaptation aisée du son, vous pouvez sélectionner un réglage prédéfini avec la fonction de style de son.

- Personnel : les choix personnels que vous avez faits dans l'option Personnaliser l'image et le son
- Original - Réglage de son le plus neutre
- Film - Réglage idéal pour regarder des films
- Musique - Réglage idéal pour écouter de la musique
- Jeu : réglage idéal pour les jeux
- Actualités : réglage idéal pour la parole

Gestion du Son



Sélectionnez un appareil.

Appuyez sur  Accueil >  Réglages > Son > Gestion du son.

Configurez les dispositifs de sortie audio.

- Haut-parleurs TV : permet de configurer le téléviseur pour diffuser le son sur le téléviseur ou sur la chaîne hi-fi connectée.
- Casque/haut-parleurs de salle de bains : Marche/Arrêt.
- Volume fixe du casque/haut-parleur salle de bain : si l'option est activée, le volume du casque/haut-parleur de salle de bain est défini sur les paramètres de mise en marche.
- Détection d'un casque : Marche/Arrêt.

Installation du téléviseur



Appuyez sur  Accueil >  Réglages > Son > Installation du téléviseur.

Sélectionnez Sur un support TV ou Sur le mur pour optimiser le son en fonction du réglage.

Avancé

Paramètres écologiques

Mise en veille programmable

Appuyez sur  Accueil >  Réglages > Paramètres écologiques > Arrêt programmé.

Configurez le téléviseur pour passer automatiquement en mode veille après une heure prédéfinie. Pour désactiver cette fonctionnalité, définissez la durée sur zéro.

Appuyez sur les flèches  (haut) ou  (bas) pour régler la valeur. La valeur 0 (désactivé) désactive l'arrêt automatique.



Sélectionnez Temporisateur d'arrêt pour que le téléviseur s'éteigne automatiquement afin d'économiser l'énergie.

* Le téléviseur s'éteint automatiquement s'il reçoit un signal TV mais vous n'appuyez sur aucune touche de la télécommande pendant 4 heures.

* Le téléviseur s'éteint automatiquement s'il ne reçoit aucun signal TV et qu'aucune commande ne lui soit envoyée depuis la télécommande pendant 10 minutes.

* Si vous utilisez le téléviseur comme un moniteur ou si vous utilisez un récepteur numérique pour regarder la télévision (décodeur) sans la télécommande du téléviseur, désactivez l'arrêt automatique en réglant la valeur sur 0.



Désactivation de l'écran

Appuyez sur  Accueil >  Réglages > Paramètres écologiques > Désactivation de l'écran.

Si vous écoutez simplement de la musique, vous pouvez désactiver l'écran du téléviseur. Seul l'écran du téléviseur s'éteindra. Pour réactiver l'écran, appuyez sur n'importe quelle touche de la télécommande.

Région et langues

langues

Appuyez sur  Accueil >  Réglages > Région et langues > Langues.

Sélectionnez les paramètres de région ou de langue.

- Système Android/Langue menu : permet de modifier la langue des menus et des messages.
- Langue audio préférée : permet de définir votre première langue audio pour les programmes.
- Audio secondaire : permet de définir votre seconde langue audio pour les programmes.
- Langue sous-titres préférée : permet de définir votre première langue de sous-titre pour les programmes.
- Langue sous-titres alternative : permet de définir votre seconde langue de sous-titre pour les programmes.
- Langue télétexte préférée : permet de définir votre première langue de texte pour les programmes.
- Langue télétexte alternative : permet de définir votre seconde langue de texte pour les programmes.

Paramètres d'accès universel

Appuyez sur  >  Réglages > Accessibilité > Accès universel.

Lorsque la fonction Accès universel est activée, le téléviseur est prêt à être utilisé par des personnes sourdes, malentendantes, aveugles ou malvoyantes.

Activer les paramètres d'accès universel

Appuyez sur  >  Réglages > Accessibilité > Accès universel > Marche.

Accès universel pour les personnes malentendantes



Appuyez sur  >  Réglages > Accessibilité > Accès universel > Malentendants > Marche.

- Certaines chaînes de télévision numériques diffusent


des bandes-son et des sous-titres adaptés aux sourds et malentendants.



- Lorsque cette option est activée, le téléviseur bascule automatiquement sur la bande-son et les sous-titres adaptés, s'ils sont disponibles.

Accès universel pour les personnes aveugles et malvoyantes

Appuyez sur  >  Réglages > Accessibilité > Accès universel > Description audio > Description audio > Marche.

Les chaînes TV numériques peuvent diffuser un commentaire audio spécial décrivant ce qui se passe à l'écran.

 Réglages > Accessibilité > Accès universel > Description audio > Volume mixte, Effets audio, Qualité vocale.

- Sélectionnez Volume mixte pour mélanger le volume du son normal à celui du commentaire audio. Appuyez sur les flèches  (haut) ou  (bas) pour régler la valeur.
- Activez les Effets audio pour des effets audio supplémentaires dans les commentaires, par exemple le son stéréo ou l'atténuation du son.
- Sélectionnez Qualité vocale pour sélectionner la préférence, Descriptif ou Sous-titres.

Niveau de contenu

Niveau de contrôle parental

Appuyez sur  >  Réglages > > Niveau de contenu.



Afin d'empêcher les enfants de regarder un programme qui ne convient pas à leur âge, vous pouvez définir un niveau d'âge. Certains programmes des chaînes numériques peuvent être associés à une tranche d'âge spécifique. Lorsque le niveau d'âge indiqué pour un programme est supérieur ou égal à celui que vous avez défini pour votre enfant, le programme est verrouillé. Pour pouvoir regarder un programme verrouillé, vous devez préalablement saisir le code de verrouillage.

Pour définir un niveau d'âge

Appuyez sur  >  Réglages > Niveau de contenu > Niveau de contrôle parental.


Sélectionnez l'âge et appuyez sur OK. Pour désactiver le niveau d'âge, sélectionnez Aucun. Toutefois, dans certains pays, vous devez obligatoirement définir un niveau d'âge.

Introduisez code / Modifiez le code

Appuyez sur  Accueil >  Réglages > Niveau de contenu.

Le verrouillage est utilisé pour verrouiller ou déverrouiller des chaînes ou des programmes.

Définir un nouveau code ou annuler le changement de code.

Appuyez sur  Accueil >  Réglages > Niveau de contenu > Modifier le code.

Remarque :

Si vous avez oublié votre code PIN, vous pouvez saisir **8888** et en introduire un nouveau.

11.4

Connexion de votre téléviseur Android

Réseau et Internet

Réseau domestique

Votre téléviseur Philips Android TV doit être connecté à Internet pour vous permettre de profiter de toutes ses fonctionnalités.

Connectez le téléviseur à un réseau domestique disposant d'une connexion Internet haut débit. Vous pouvez connecter votre téléviseur sans fil ou câblé à votre routeur réseau.

Connexion au réseau

Connexion sans fil

Ce dont vous avez besoin




Pour connecter le téléviseur à Internet, via une connexion sans fil, vous avez besoin d'un routeur Wi-Fi avec une connexion Internet.

Utilisez une connexion Internet haut débit (large bande).



Connexion

Établir la connexion – SANS FIL




Appuyez sur  Accueil >  Réglages >  Sans fil et réseaux > Connexion au réseau > SANS FIL.

1 - Dans la liste des réseaux trouvés, sélectionnez votre réseau sans fil. Si votre réseau ne figure pas dans la liste parce que le nom de réseau est masqué (vous avez désactivé la diffusion SSID du routeur), sélectionnez Ajouter nouveau réseau pour entrer vous-même le nom de réseau.

2 - Selon le type de routeur, saisissez votre clé de chiffrement : WEP, WPA ou WPA2. Si vous aviez déjà introduit la clé de chiffrement pour ce réseau, vous pouvez sélectionner OK pour établir la connexion immédiatement.

3 - Un message s'affiche lorsque la connexion est établie.

Établir la connexion – WPS

Appuyez sur  Accueil >  Réglages >  Sans fil et réseaux > Connexion au réseau > WPS.




Si votre routeur est équipé de la fonctionnalité WPS, vous pouvez vous connecter directement au routeur sans passer par la recherche de réseaux. Si des périphériques de votre réseau sans fil utilisent le système de chiffrement de sécurité WEP, vous ne pourrez pas utiliser WPS.

1 - Accédez au routeur, appuyez sur le bouton WPS et revenez au téléviseur dans les deux minutes.

2 - Sélectionnez Connexion pour établir la connexion.

3 - Un message s'affiche lorsque la connexion est établie.

Établir la connexion – WPS avec code PIN

Appuyez sur  Accueil >  Réglages >  Sans fil et réseaux > Connexion au réseau > WPS avec code PIN.

Si votre routeur est équipé de la fonctionnalité WPS avec un code PIN, vous pouvez vous connecter directement au routeur sans passer par la recherche de réseaux. Si des périphériques de votre réseau sans fil utilisent le système de chiffrement de sécurité WEP, vous ne pourrez pas utiliser WPS.

1 - Notez le code PIN à 8 chiffres qui s'affiche et saisissez-le dans le logiciel du routeur sur votre PC. Consultez le manuel du routeur pour savoir où entrer le code PIN dans le logiciel du routeur.

2 - Sélectionnez Connexion pour établir la connexion.

3 - Un message s'affiche lorsque la connexion est établie.

Problèmes

Réseau sans fil introuvable ou perturbé

- Les fours à micro-ondes, les téléphones DECT ou autres appareils Wi-Fi 802.11b/g/n/ac à proximité peuvent perturber le réseau sans fil.
- Assurez-vous que les pare-feux de votre réseau autorisent l'accès à la connexion sans fil du téléviseur.
- Si le réseau sans fil ne fonctionne pas correctement dans votre maison, essayez l'installation câblée du réseau.

Internet ne fonctionne pas

- Si la connexion au routeur fonctionne, vérifiez la connexion du routeur à Internet.

Le PC et la connexion Internet sont lents

- Recherchez la portée du routeur en intérieur, son débit et d'autres éléments affectant la qualité du signal dans le mode d'emploi de votre routeur sans fil.
- Une connexion Internet haut débit (large bande) est nécessaire pour le routeur.

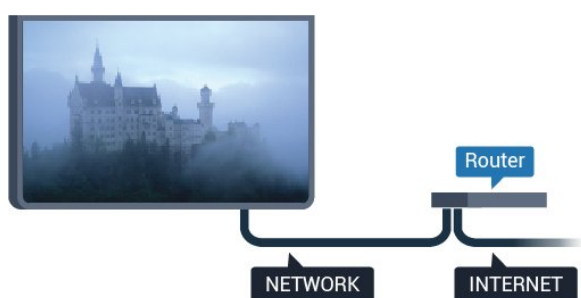
DHCP

- Si la connexion échoue, vous pouvez vérifier le paramètre DHCP du routeur. Ce paramètre doit être réglé sur Marche.

Connexion filaire

Ce dont vous avez besoin

Pour connecter le téléviseur à Internet, vous avez besoin d'un routeur réseau avec une connexion à Internet. Utilisez une connexion Internet haut débit (large bande).



Connexion

Établir la connexion – RÉSEAU CÂBLÉ

Appuyez sur Accueil > Réglages > Sans fil et réseaux > Connexion au réseau > CÂBLÉ.

- 1 - Connectez le routeur au téléviseur à l'aide d'un câble réseau (câble Ethernet**).
- 2 - Assurez-vous que le routeur est allumé.
- 3 - Le téléviseur recherche constamment la connexion réseau.
- 4 - Un message s'affiche lorsque la connexion est

établie.

Si la connexion échoue, vous pouvez vérifier le paramètre DHCP du routeur. Ce paramètre doit être réglé sur Marche.

** Pour répondre aux normes CEM, utilisez un câble Ethernet blindé FTP Cat. 5E.

Réglages

Afficher les paramètres réseau

Appuyez sur Accueil > Réglages > Sans fil et réseaux > Réglages > Afficher les paramètres réseau.

Vous pouvez voir tous les paramètres réseau en cours ici. Les adresses IP et MAC, la puissance du signal, la vitesse, la méthode de chiffrement, etc.

Configuration réseau – DHCP / Adresse IP fixe

Appuyez sur Accueil > Réglages > Sans fil et réseaux > Réglages > Configuration réseau > DHCP / Adresse IP fixe.

Sélectionnez DHCP ou, si vous êtes un utilisateur avancé, vous pouvez configurer votre réseau au moyen de l'adresse IP fixe.

Configuration réseau – Configuration IP statique

Appuyez sur Accueil > Réglages > Sans fil et réseaux > Réglages > Configuration IP statique.

1 - Sélectionnez Configuration IP statique et configurez la connexion.

2 - Vous pouvez régler le numéro de l'Adresse IP, le masque de réseau, la passerelle, DNS 1 ou DNS 2.

Réveil sur LAN (WoL)

Appuyez sur Accueil > Réglages > Sans fil et réseaux > Réglages > Réveil sur LAN (WoL).

Désactivez/activez la fonction Réveil sur LAN (WoL). Vous pouvez réactiver le téléviseur à l'aide d'un périphérique externe sur le même réseau LAN.

Réveil sur Wi-Fi (WoWLAN)

Appuyez sur Accueil > Réglages > Sans fil et réseaux > Réglages > Réveil sur Wi-Fi (WoWLAN).

Désactivez/activez la fonction Réveil sur Wi-Fi (WoWLAN). Vous pouvez réactiver le téléviseur à l'aide d'un périphérique externe sur le même réseau Wi-Fi.

Type de réseau

Appuyez sur Accueil > Réglages > Sans fil et réseaux > Réglages > Type de réseau.

- Câblé : connexion à un réseau filaire.

- Sans fil : dans la liste des réseaux trouvés, sélectionnez votre réseau sans fil. Si votre réseau ne figure pas dans la liste parce que le nom du réseau est masqué (vous avez désactivé la diffusion SSID du routeur), sélectionnez Ajouter nouveau réseau pour saisir vous-même le nom de réseau.
- WPS : si votre routeur est équipé de la fonctionnalité WPS, vous pouvez vous connecter directement au routeur sans passer par la recherche de réseaux. Si des périphériques de votre réseau sans fil utilisent le système de chiffrement de sécurité WEP, vous ne pourrez pas utiliser WPS.
- WPS avec code PIN : si votre routeur est équipé de la fonctionnalité WPS avec un code PIN, vous pouvez vous connecter directement au routeur sans passer par la recherche de réseaux. Si des périphériques de votre réseau sans fil utilisent le système de chiffrement de sécurité WEP, vous ne pourrez pas utiliser WPS.

Compte Google


Se connecter

Pour bénéficier de toutes les fonctionnalités de votre téléviseur Philips Android TV, vous pouvez vous connecter à Google à l'aide de votre Compte Google.

En vous identifiant, vous pourrez jouer à vos jeux préférés sur votre téléphone, votre tablette et votre téléviseur. Vous bénéficierez également de conseils personnalisés en matière de vidéo et de musique sur l'écran d'accueil de votre téléviseur, ainsi que d'un accès à YouTube, Google Play et autres applications.

Utilisez votre **Compte Google** pour vous connecter à Google sur votre téléviseur. Un compte Google se compose d'une adresse de messagerie et d'un mot de passe. Si vous ne possédez pas encore de Compte Google, utilisez votre ordinateur ou votre tablette pour en créer un (accounts.google.com). Pour jouer à des jeux vidéo à l'aide de Google Play, vous devez disposer d'un profil Google+. Si vous ne vous êtes pas connecté lors de la première installation du téléviseur, vous pouvez le faire plus tard.

Se connecter

Appuyez sur  Accueil >  Applications > Google Play.

À l'aide du clavier virtuel, saisissez votre adresse e-mail et votre mot de passe, puis appuyez sur la même touche **OK** pour vous connecter.

Paramètres Android

Vous pouvez régler ou visualiser plusieurs paramètres ou informations Android spécifiques. Vous pouvez trouver la liste des applications installées sur votre téléviseur ainsi que l'espace de stockage qu'elles nécessitent. Vous pouvez régler la langue que vous souhaitez utiliser pour vos recherches vocales. Vous pouvez configurer le clavier virtuel ou permettre aux applications d'utiliser vos données d'emplacement. Explorez les différents paramètres Android. Vous pouvez vous rendre sur www.support.google.com/androidtv pour plus de renseignements sur ces paramètres.

Pour ouvrir ces paramètres

Appuyez sur  Accueil >  Réglages > Réglages > Paramètres Android.





11.5

Chaînes

Listes de chaînes

À propos des listes de chaînes

Après l'installation des chaînes, toutes les chaînes s'affichent dans la liste des chaînes. Les chaînes apparaissent avec leur nom et leur logo si ces informations sont disponibles.




Si vous avez sélectionné une liste de chaînes, appuyez sur les flèches  (haut) ou  (bas) pour sélectionner une chaîne, puis appuyez sur **OK** pour regarder la chaîne sélectionnée. Vous ne réglez les chaînes de cette liste que lorsque vous utilisez les touches  **+** ou  **-**.

Stations de radio

Si la diffusion numérique est disponible, les stations de radio numériques sont automatiquement intégrées à l'installation. Pour sélectionner une station de radio, procédez de la même manière que pour une chaîne de télévision.

Ouvrez une liste de chaînes

Pour ouvrir la liste des chaînes en cours...

1. Appuyez sur  pour passer à la télévision.
2. Appuyez sur  pour ouvrir la liste des chaînes en cours.
3. Appuyez de nouveau sur  pour fermer la liste des chaînes.

Regarder des chaînes

Pour sélectionner une chaîne

Pour commencer à regarder la télévision, appuyez sur **TV**. Le téléviseur diffuse la dernière chaîne regardée.

Changer de chaîne

- Pour changer de chaîne, appuyez sur **≡ +** ou **≡ -**.

Chaîne précédente

- Pour revenir à la dernière chaîne sélectionnée, appuyez sur **← BACK**.

Liste des chaînes

Pendant que vous regardez la télévision, appuyez sur **≡** pour ouvrir la liste des chaînes.

Options des chaînes

Ouvrir le menu d'options

Interface commune

Si vous avez installé un CAM (module de contrôle d'accès) dans l'un des emplacements d'interface commune, vous pouvez visualiser le CAM et les informations opérateur ou effectuer des réglages liés au CAM.

Pour afficher les informations du CAM...

- 1 - Sélectionnez la chaîne, puis appuyez sur **+ OPTIONS**.
- 2 - Sélectionnez **Interface commune**.
- 3 - Sélectionnez le logement à interface commune adapté et appuyez sur **➤ (droite)**.
- 4 - Sélectionnez l'opérateur de télévision du CAM et appuyez sur **OK**. Les écrans suivants proviennent de l'opérateur de télévision.

Sous-titres

Langue de sous-titrage

Langues de sous-titrage favorites

Une chaîne numérique peut offrir plusieurs langues de sous-titrage pour un programme. Vous pouvez définir une langue principale et une langue secondaire pour les sous-titres selon vos préférences. Si des sous-titres sont disponibles dans l'une de ces langues, le téléviseur affiche les sous-titres que vous avez sélectionnés.

Pour définir les langues de sous-titres principale et secondaire...

1 - Appuyez sur **🏠 Accueil**. Appuyez sur **▼ (bas)**, sélectionnez **Réglages** et appuyez sur **OK**.

2 - Sélectionnez **Région et langues > Langues > Langue sous-titres préférée** ou **Langue sous-titres alternative**.

3 - Sélectionnez la langue de votre choix et appuyez sur **OK**.

4 - Appuyez sur **◀ (gauche)** pour retourner à l'étape précédente ou appuyez sur **← BACK** pour fermer le menu.

Sélectionnez une langue de sous-titrage

Si aucune des langues de sous-titrage choisies n'est disponible, vous pouvez en sélectionner une autre, si elle est disponible. Si aucune langue de sous-titrage n'est disponible, vous ne pouvez pas sélectionner cette option.

Pour sélectionner une langue de sous-titres lorsqu'aucune de vos langues préférées n'est disponible...

1 - Appuyez sur **+ OPTIONS**.

2 - Sélectionnez **Langue de sous-titrage** et sélectionnez l'une des langues de sous-titrage temporairement.

Langue audio

Langue audio favorite

Une radiodiffusion numérique peut offrir plusieurs langues audio (langues parlées) pour un programme. Vous pouvez définir une langue audio principale et une langue audio secondaire selon votre choix. Si le programme est disponible dans l'une de ces langues, le téléviseur diffusera cette langue.

Pour définir les langues audio principale et secondaire...

1 - Appuyez sur **🏠 Accueil**. Appuyez sur **▼ (bas)**, sélectionnez **Réglages**, puis appuyez sur **OK**.

2 - Sélectionnez **Région et langues**, puis sélectionnez **Langues > Langue audio préférée** ou **Audio secondaire**.

3 - Sélectionnez la langue de votre choix et appuyez sur **OK**.

4 - Appuyez sur **◀ (gauche)** pour retourner à l'étape précédente ou appuyez sur **← BACK** pour fermer le menu.

Sélection d'une langue audio

Si aucune des langues audio choisies n'est disponible, vous pouvez en sélectionner une autre si elle est disponible. Si aucune langue audio n'est disponible, vous ne pouvez pas sélectionner cette option.

Pour sélectionner une langue audio lorsqu'aucune de vos langues préférées n'est disponible...

- 1 - Appuyez sur **+** **OPTIONS**.
- 2 - Sélectionnez **Langue audio** puis sélectionnez une des langues pour l'audio temporairement.

Info chaîne

Afficher les détails des chaînes

Pour afficher les détails de la chaîne sélectionnée...

- 1 - Sélectionnez la chaîne.
- 2 - Appuyez sur **+** **OPTIONS**, sélectionnez **Info chaînes** et appuyez sur **OK**.
- 3 - Pour fermer cet écran, appuyez sur **OK**.

Mono / Stéréo

Vous pouvez mettre le son d'une chaîne analogique sur mono ou stéréo.

Pour passer en mode mono ou stéréo...

- 1 - Sélectionnez une chaîne analogique.
- 2 - Appuyez sur **+** **OPTIONS**, sélectionnez **Mono/Stéréo** et appuyez sur **➤** (droite).
- 3 - Sélectionnez **Mono** ou **Stéréo** et appuyez sur **OK**.
- 4 - Appuyez sur **◀** (gauche) pour retourner à l'étape précédente ou appuyez sur **←** **BACK** pour fermer le menu.

Informations sur les programmes

Affichage des détails de programme

Pour afficher les détails du programme sélectionné...

- 1 - Sélectionnez la chaîne.
- 2 - Appuyez sur **+** **OPTIONS**, sélectionnez **Informations sur les programmes** et appuyez sur **OK**.
- 3 - Pour fermer cet écran, appuyez sur **OK**.

11.6

Installation des chaînes

Installation des chaînes

Installation antenne/câble

Recherche de chaînes

Vous pouvez réinstaller toutes les chaînes et laisser inchangés tous les autres paramètres TV.

Si un code PIN est défini, vous devrez le saisir avant de pouvoir réinstaller les chaînes.

Pour rechercher des chaînes...

- 1 - Appuyez sur **🏠** **Accueil** > **⚙️** **Réglages** > **Installation des chaînes**, puis appuyez sur **OK**.
- 2 - Sélectionnez **RF Installation des chaînes** et appuyez sur **OK**.

- 3 - Saisissez votre code PIN si nécessaire. Sélectionnez **Rechercher chaînes** et appuyez sur **OK**.

Sélectionnez **Démarrer**, puis appuyez sur **OK**. Sélectionnez votre pays et appuyez sur **OK**. Sélectionnez **Démarrer**, puis appuyez sur **OK**. Sélectionnez le type d'installation que vous désirez, **Antenne (DVB-T)** ou **Câble (DVB-C)**, puis appuyez sur **OK**.

Sélectionnez **Suivant**, puis appuyez sur **OK**. Sélectionnez le type de chaînes que vous désirez, **Chaînes numériques et analogues** ou **Chaînes numériques uniquement**, puis appuyez sur **OK**. Sélectionnez **Suivant**, puis appuyez sur **OK**. Sélectionnez **Démarrer** et appuyez sur **OK** pour mettre à jour les chaînes numériques. Cela peut prendre quelques minutes. Appuyez sur **◀** (gauche) pour retourner à l'étape précédente ou appuyez sur **←** **BACK** pour fermer le menu.

Mise à jour automatique des chaînes

Si vous recevez des chaînes numériques, vous pouvez configurer le téléviseur pour qu'il mette à jour automatiquement ces chaînes.

Une fois par jour, à 6 heures, le téléviseur met à jour les chaînes et enregistre les nouvelles chaînes. Les nouvelles chaînes sont enregistrées dans la liste des chaînes et identifiées par l'icône **★**. Les chaînes sans signal sont supprimées. Le téléviseur doit être en mode veille pour mettre à jour les chaînes automatiquement. Vous pouvez désactiver la mise à jour automatique des chaînes.

Pour désactiver la mise à jour automatique...

- 1 - Appuyez sur **🏠** **Accueil** > **⚙️** **Réglages** >

Installation des chaînes, puis appuyez sur **OK**.
2 - Sélectionnez **RF Installation des chaînes** et appuyez sur **OK**.
3 - Saisissez votre code PIN si nécessaire.
4 - Sélectionnez **Mise à jour automatique des chaînes** et appuyez sur **OK**.
5 - Sélectionnez **Arrêt** et appuyez sur **OK**.
6 - Appuyez sur **◀** (gauche) pour retourner à l'étape précédente ou appuyez sur **← BACK** pour fermer le menu.

Message de mise à jour de chaînes

Si de nouvelles chaînes sont détectées ou si des chaînes sont mise à jour ou supprimées, un message s'affiche sur le téléviseur au démarrage. Pour éviter que ce message s'affiche après chaque mise à jour des chaînes, vous pouvez le désactiver.

Pour désactiver le message...

1 - Appuyez sur **🏠 Accueil > ⚙ Réglages > Installation des chaînes**, puis appuyez sur **OK**.
2 - Sélectionnez **RF Installation des chaînes** et appuyez sur **OK**.
3 - Saisissez votre code PIN si nécessaire.
4 - Sélectionnez **Mise à jour automatique des chaînes** et appuyez sur **OK**.
5 - Sélectionnez **Arrêt** et appuyez sur **OK**.
6 - Appuyez sur **◀** (gauche) pour retourner à l'étape précédente ou appuyez sur **← BACK** pour fermer le menu.

Dans certains pays, la mise à jour automatique des chaînes s'effectue lorsque vous regardez la télévision ou lorsque le téléviseur est en mode veille.

Numérique : Installation manuelle

Les chaînes TV numériques peuvent être installées une à une manuellement.

Pour installer des chaînes numériques manuellement...

1 - Appuyez sur **🏠 Accueil > ⚙ Réglages > Installation des chaînes**, puis appuyez sur **OK**.
2 - Sélectionnez **RF Installation des chaînes** et appuyez sur **OK**.
3 - Sélectionnez **Numérique : Installation manuelle**, puis appuyez sur **OK**.
4 - Sélectionnez **Recherche** et appuyez sur **OK**.
Vous pouvez saisir vous-même une fréquence pour trouver une chaîne ou laisser à votre téléviseur le soin de trouver une chaîne. Appuyez sur **➤** (droite) pour sélectionner **Rechercher** et appuyez sur **OK** pour rechercher une chaîne automatiquement. La chaîne trouvée s'affiche à l'écran. Si la réception est mauvaise, réappuyez sur **Rechercher**. Pour enregistrer la chaîne trouvée, sélectionnez **Terminé** et appuyez sur **OK**.

Analogique : Installation manuelle

Les chaînes TV analogiques peuvent être installées une à une manuellement.

Pour installer des chaînes analogiques manuellement...

1 - Appuyez sur **🏠 Accueil > ⚙ Réglages > Installation des chaînes**, puis appuyez sur **OK**.
2 - Sélectionnez **RF Installation des chaînes** et appuyez sur **OK**.
3 - Sélectionnez **Analogique : Installation manuelle**, puis appuyez sur **OK**.

• Système

Pour configurer le système du téléviseur, sélectionnez **Système**. Sélectionnez le pays ou la région où vous vous trouvez actuellement et appuyez sur **OK**.

• Rechercher chaîne

Pour trouver une chaîne, sélectionnez **Rechercher chaîne**, puis appuyez sur **OK**. Vous pouvez saisir vous-même une fréquence pour trouver une chaîne ou laisser à votre téléviseur le soin de trouver une chaîne. Appuyez sur **➤** (droite) pour sélectionner **Rechercher** et appuyez sur **OK** pour rechercher une chaîne automatiquement. La chaîne trouvée s'affiche à l'écran. Si la réception est mauvaise, réappuyez sur **Rechercher**. Pour enregistrer la chaîne trouvée, sélectionnez **Terminé** et appuyez sur **OK**.

• Mémoriser

Vous pouvez mémoriser la chaîne sur le numéro de chaîne en cours ou comme nouveau numéro de chaîne.

Sélectionnez **Mémoriser chaîne actuelle** ou **Mémoriser comme nouvelle chaîne** et appuyez sur **OK**. Le nouveau numéro de chaîne s'affiche brièvement.

Vous pouvez répéter cette procédure jusqu'à ce que vous ayez installé toutes les chaînes TV analogiques disponibles.

11.7

Internet







Démarrer Internet

Vous pouvez naviguer sur Internet sur votre téléviseur. Vous pouvez afficher n'importe quel site Web Internet, mais la plupart d'entre eux ne sont pas adaptés à un écran de téléviseur.

- Certains plug-ins (par ex., pour afficher des pages ou des vidéos) ne sont pas disponibles sur votre téléviseur.
- Vous ne pouvez pas envoyer ni télécharger de fichiers.

• Les pages Internet s'affichent une par une en plein écran.


Pour démarrer le navigateur Internet...

- 1 - Appuyez sur  HOME.
- 2 - Faites défiler et sélectionnez  Applications >  Internet et appuyez sur OK.
- 3 - Saisissez une adresse Internet et sélectionnez , appuyez sur OK.
- 4 - Pour refermer Internet, appuyez sur  HOME ou .

Options sur Internet

Certains extras sont disponibles pour Internet.

Pour ouvrir les extras...

- 1 - Le site Web ouvert, appuyez sur  OPTIONS.
- 2 - Sélectionnez l'un des éléments et appuyez sur OK.
 - Ajouter à la numérotation abrégée : Pour saisir une nouvelle adresse email.
 - Ajouter aux signets : Ajouter la page aux signets
 - Sécurité de la page : Pour voir le niveau de sécurité de la page actuelle.
 - Nouvel onglet Privé : Ouvrir un nouvel onglet privé pour la navigation Internet privée
 - Réglages : Paramètres de zoom, taille du texte, mode d'accessibilité, affichage permanent de la barre de menus et effacement de l'historique de navigation
 - Aide : Informations sur le navigateur Internet
 - Quitter le navigateur Internet : Fermer le navigateur Internet

11.8

Smartphones et tablettes

MHL

Ce téléviseur est compatible MHL™.

Si votre appareil mobile est également compatible MHL, vous pouvez relier votre appareil mobile à votre téléviseur à l'aide d'un câble MHL. Lorsque le câble MHL est connecté, vous pouvez partager le contenu de votre appareil mobile sur l'écran du téléviseur. La batterie de votre appareil mobile se recharge en même temps. La connexion MHL est idéale pour regarder des films ou jouer à des jeux vidéo sur votre téléviseur à partir de votre appareil mobile, pour une période prolongée.

Charge

Lorsque le câble MHL est connecté, la batterie de votre appareil se recharge pendant que le téléviseur

est allumé (pas en veille).

Câble MHL

Vous avez besoin d'un câble MHL (HDMI à micro USB) pour connecter votre appareil mobile au téléviseur. Vous pourriez avoir besoin d'un adaptateur supplémentaire pour connecter votre appareil mobile. Pour connecter le câble MHL au téléviseur, utilisez la connexion **HDMI 1 MHL**.



MHL, Mobile High-Definition Link et le logo MHL sont des marques commerciales ou déposées de MHL, LLC.




11.9

Logiciels

Mise à jour du logiciel

Version logiciel

Pour vérifier la version du logiciel actuel du téléviseur...

- 1 - Appuyez sur , sélectionnez **Réglages**  et appuyez sur OK.
- 2 - Sélectionnez **Mise à jour du logiciel** > **Firmware actuel** et appuyez sur OK.
- 3 - La version, les instructions d'installation et la date de création s'affichent.
- 4 - Appuyez sur  (gauche) à plusieurs reprises si nécessaire pour fermer le menu.

Mise à jour à partir du site Web

Vous trouverez la version actuelle du micrologiciel de votre téléviseur dans le menu des paramètres, sous « Mise à jour du logiciel » > « Firmware actuel ».

Consultez régulièrement le site www.philips.com/support pour obtenir de nouvelles mises à jour du micrologiciel.

Suivez les instructions ci-dessous pour mettre à jour le micrologiciel de votre téléviseur.

Télécharger le dernier logiciel du téléviseur...

- 1 - Lancez Internet Explorer.
- 2 - Accédez au site d'assistance Philips, à l'adresse <http://www.philips.com/support>.
- 3 - Indiquez la référence du modèle. (Vous trouverez la référence du modèle sur l'étiquette apposée à l'arrière du téléviseur.)
- 4 - Une fois sur la page produit de votre téléviseur,

sélectionnez Support.

5 - Sélectionnez « Mises à jour logicielles », puis cliquez sur « Télécharger le fichier » pour télécharger le logiciel. (Le logiciel est disponible sous forme de fichier zip.)

6 - Si la version du logiciel est supérieure à la version installée sur votre téléviseur, cliquez sur le lien de téléchargement du logiciel.

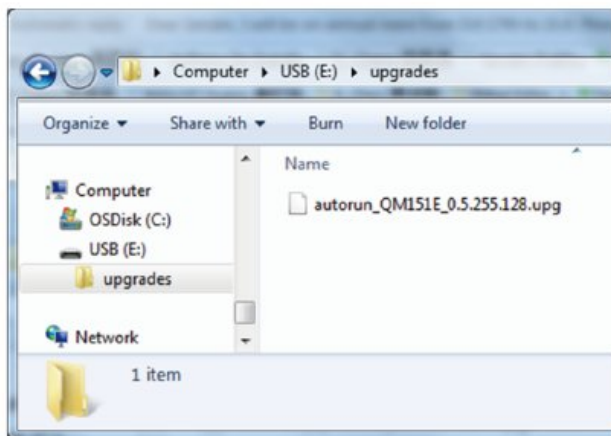
7 - Acceptez le contrat de licence/les conditions générales en sélectionnant « J'accepte ». Le fichier zip est alors téléchargé automatiquement.

8 - Décompressez le fichier zip dans n'importe quel répertoire à l'aide d'un utilitaire d'archivage.

9 - Créez un dossier nommé « Mises à jour » dans le répertoire principal de votre clé USB.

10 - Copiez le fichier .upg précédemment extrait dans le dossier Mises à jour, comme indiqué sur l'image ci-dessous.

11 - Déconnectez la clé USB de l'ordinateur.



Mise à jour du logiciel...

1 - Connectez votre clé USB (contenant la mise à jour du logiciel) au port USB du téléviseur. Patientez 30 secondes ou jusqu'à ce que la clé USB soit reconnue par le téléviseur.

2 - Votre téléviseur commence à charger automatiquement le logiciel.

3 - Une fois le chargement du logiciel effectué, appuyez sur « Démarrer » pour activer la mise à jour du téléviseur.

Logiciel libre

Licence open source

À propos de la licence Open Source

Fichier Lisez-moi pour le code source des pièces du logiciel du téléviseur TP Vision Netherlands B.V. assujetties à des licences open source.

Ce document régit la distribution du code source utilisé sur le téléviseur TP Vision Netherlands B.V. assujetti à la Licence Publique Générale GNU (GPL), à la Licence Publique Générale GNU Limitée (LGPL), ou à toute autre licence open source. Pour des instructions sur l'obtention de copies de ce logiciel, reportez-vous au mode d'emploi.

TP Vision Netherlands B.V. EXCLUT TOUTES LES GARANTIES EXPRESSES OU IMPLICITES CONCERNANT CE LOGICIEL, Y COMPRIS LES GARANTIES DE QUALITÉ MARCHANDE OU D'ADÉQUATION À UN USAGE PARTICULIER, QUELLE QUE SOIT LEUR NATURE. TP Vision Netherlands B.V. ne fournit aucun support pour ces logiciels. Les dispositions ci-dessus n'affectent pas les dispositions légales concernant vos droits de garantie et statutaires relatifs aux produits TP Vision Netherlands B.V. achetés par vos soins. Elles ne s'appliquent qu'au code source mis à votre disposition.

Open Source

Android (7.1.1)

This tv contains the Android Nougat Software. Android is a Linux-based operating system designed primarily for touchscreen mobile devices such as smartphones and tablet computers. This software will also be reused in TPVision Android based TV's. The original download site for this software is : <https://android.googlesource.com/>. This piece of software is made available under the terms and conditions of the Apache license version 2, which can be found below. Android APACHE License Version 2 (<http://source.android.com/source/licenses.html>). This includes all external sources used by official Android AOSP.

linux kernel (3.10.79)

This tv contains the Linux Kernel. The original download site for this software is : <http://www.kernel.org/>. This piece of software is made available under the terms and conditions of the

GPL v2 license, which can be found below. Additionally, following exception applies: "NOTE! This copyright does *not* cover user programs that use kernel services by normal system calls - this is merely considered normal use of the kernel, and does *not* fall under the heading of "derived work". Also note that the GPL below is copyrighted by the Free Software Foundation, but the instance of code that it refers to (the linux kernel) is copyrighted by me and others who actually wrote it. Also note that the only valid version of the GPL as far as the kernel is concerned is `_this_` particular version of the license (ie v2, not v2.2 or v3.x or whatever), unless explicitly otherwise stated. Linus Torvalds"

libcurl (7.50.1)

libcurl is a free and easy-to-use client-side URL transfer library, supporting DICT, FILE, FTP, FTPS, Gopher, HTTP, HTTPS, IMAP, IMAPS, LDAP, LDAPS, POP3, POP3S, RTMP, RTSP, SCP, SFTP, SMTP, SMTPS, Telnet and TFTP. libcurl supports SSL certificates, HTTP POST, HTTP PUT, FTP uploading, HTTP form based upload, proxies, cookies, user+password authentication (Basic, Digest, NTLM, Negotiate, Kerberos), file transfer resume, http proxy tunneling and more! The original download site for this software is

: <http://curl.haxx.se/libcurl/> COPYRIGHT AND PERMISSION NOTICE Copyright (c) 1996 - 2010, Daniel Stenberg, daniel@haxx.se. All rights reserved. Permission to use, copy, modify, and distribute this software for any purpose with or without fee is hereby granted, provided that the above copyright notice and this permission notice appear in all copies. THE SOFTWARE IS PROVIDED "AS IS", WITHOUT WARRANTY OF ANY KIND, EXPRESS OR IMPLIED, INCLUDING BUT NOT LIMITED TO THE WARRANTIES OF MERCHANTABILITY, FITNESS FOR A PARTICULAR PURPOSE AND NONINFRINGEMENT OF THIRD PARTY RIGHTS. IN NO EVENT SHALL THE AUTHORS OR COPYRIGHT HOLDERS BE LIABLE FOR ANY CLAIM, DAMAGES OR OTHER LIABILITY, WHETHER IN AN ACTION OF CONTRACT, TORT OR OTHERWISE, ARISING FROM, OUT OF OR IN CONNECTION WITH THE SOFTWARE OR THE USE OR OTHER DEALINGS IN THE SOFTWARE. Except as contained in this notice, the name of a copyright holder shall not be used in advertising or otherwise to promote the sale, use or other dealings in this Software without prior written authorization of the copyright holder.

libfreetypeex (2.4.2)

FreeType is a software development library, available in source and binary forms, used to render text on to bitmaps and provides support for other font-related operations. The original download site for this software is

: <https://github.com/julienr/libfreetype-android>
Freetype License

libjpegex (8a)

This package contains C software to implement JPEG image encoding, decoding, and transcoding. This software is based in part on the work of the Independent JPEG Group.-----The authors make NO WARRANTY or representation, either express or implied, with respect to this software, its quality, accuracy, merchantability, or fitness for a particular purpose. This software is provided "AS IS", and you, its user, assume the entire risk as to its quality and accuracy. This software is copyright (C) 1991-1998, Thomas G. Lane. All Rights Reserved except as specified below. Permission is hereby granted to use, copy, modify, and distribute this software (or portions thereof) for any purpose, without fee, subject to these conditions:(1) If any part of the source code for this software is distributed, then this README file must be included, with this copyright and no-warranty notice unaltered; and any additions, deletions, or changes to the original files must be clearly indicated in accompanying documentation.(2) If only executable code is distributed, then the accompanying documentation must state that "this software is based in part on the work of the Independent JPEG Group".(3) Permission for use of this software is granted only if the user accepts full responsibility for any undesirable consequences; the authors accept NO LIABILITY for damages of any kind. These conditions apply to any software derived from or based on the IJG code, not just to the unmodified library. If you use our work, you ought to acknowledge us. Permission is NOT granted for the use of any IJG author's name or company name in advertising or publicity relating to this software or products derived from it. This software may be referred to only as "the Independent JPEG Group's software". We specifically permit and encourage the use of this software as the basis of commercial products, provided that all warranty or liability claims are assumed by the product vendor.

libpngex (1.4.1)

libpng is the official Portable Network Graphics (PNG) reference library (originally called pnglib). It is a platform-independent library that contains C functions for handling PNG images. It supports almost all of PNG's features, is extensible. The original download site for this software is :
<https://github.com/julienr/libpng-androidlibpng>
license

dvbsnoop (1.2)

dvbsnoop is a DVB / MPEG stream analyzer program.

For generating CRC32 values required for composing PAT, PMT, EIT sections The original download site for this software is :

https://github.com/a4tunado/dvbsnoop/blob/master/src/misc/crc32.cGPL_v2
<http://dvbsnoop.sourceforge.net/dvbsnoop.html>

gSoap (2.7.15)

The gSOAP toolkit is an open source C and C++ software development toolkit for SOAP/XML Web services and generic (non-SOAP) C/C++ XML data bindings. Part of the software embedded in this product is gSOAP software. Portions created by gSOAP are Copyright 2001-2009 Robert A. van Engelen, Genivia inc. All Rights Reserved. THE SOFTWARE IN THIS PRODUCT WAS IN PART PROVIDED BY GENIVIA INC AND ANY EXPRESS OR IMPLIED WARRANTIES, INCLUDING, BUT NOT LIMITED TO, THE IMPLIED WARRANTIES OF MERCHANTABILITY AND FITNESS FOR A PARTICULAR PURPOSE ARE DISCLAIMED. IN NO EVENT SHALL THE AUTHOR BE LIABLE FOR ANY DIRECT, INDIRECT, INCIDENTAL, SPECIAL, EXEMPLARY, OR CONSEQUENTIAL DAMAGES (INCLUDING, BUT NOT LIMITED TO, PROCUREMENT OF SUBSTITUTE GOODS OR SERVICES; LOSS OF USE, DATA, OR PROFITS; OR BUSINESS INTERRUPTION) HOWEVER CAUSED AND ON ANY THEORY OF LIABILITY, WHETHER IN CONTRACT, STRICT LIABILITY, OR TORT (INCLUDING NEGLIGENCE OR OTHERWISE) ARISING IN ANY WAY OUT OF THE USE OF THIS SOFTWARE, EVEN IF ADVISED OF THE POSSIBILITY OF SUCH DAMAGE.

restlet (2.3.0)

Restlet is a lightweight, comprehensive, open source REST framework for the Java platform. Restlet is suitable for both server and client Web applications. It supports major Internet transport, data format, and service description standards like HTTP and HTTPS, SMTP, XML, JSON, Atom, and WADL. The original download site for this software is :
<http://restlet.org> This piece of software is made available under the terms and conditions of the Apache License version 2.

FaceBook SDK (3.0.1)

This TV contains Facebook SDK. The Facebook SDK for Android is the easiest way to integrate your Android app with Facebook's platform. The SDK provides support for Login with Facebook authentication, reading and writing to Facebook APIs and support for UI elements such as pickers and dialogs. The original download site for this software is :
<https://developer.facebook.com/docs/android>
This piece of software is made available under the

terms and conditions of the Apache License version 2.

ffmpeg (2.1.3)

This TV uses FFmpeg. FFmpeg is a complete, cross-platform solution to record, convert and stream audio and video. The original download site for this software is : <http://ffmpeg.org> This piece of software is made available under the terms and conditions of the GPL v2 license, which can be found below.

gson (2.3)

This TV uses gson. Gson is a Java library that can be used to convert Java Objects into their JSON representation. It can also be used to convert a JSON string to an equivalent Java object. Gson can work with arbitrary Java objects including pre-existing objects that you do not have source-code of. The original download site for this software is : <https://code.google.com/p/google-gson/> . This piece of software is made available under the terms and conditions of the Apache License 2.0

This software includes an implementation of the AES Cipher, licensed by Brian Gladman. The original download site for this software is : <http://www.gladman.me.uk/> This piece of software is licensed by Brian Gladman.

libUpNp (1.2.1)

The original download site for this software is : <http://upnp.sourceforge.net/> This piece of software is made available under the terms and conditions of the BSD.

live555 (0.82)

Live555 provides RTP/RTCP/RTSP client. The original download site for this software is : <http://www.live555.com> This piece of software is made available under the terms and conditions of the LGPL v2.1 license, which can be found below.

dnsmasq

Dnsmasq is a lightweight, easy to configure DNS forwarder and DHCP server. The original download site for this software is : <https://android.googlesource.com/platform/external/dnsmasq> This piece of software is made available under the terms and conditions of the GPL v2 license, which can be found below.

TomCrypt (1.1)

iwedia stack is using tomcrypt for sw decryption. The original download site for this software is : <http://manpages.ubuntu.com/manpages/saucy/man3/libtomcrypt.3.html>. This piece of software is made available under the terms and conditions of the WTFPL.

u-boot (2011-12)

U-boot is a boot loader for embedded boards based on ARM, MIPS and other processors, which can be installed in a boot ROM and used to initialize and test the hardware or to download and run application code. This piece of software is made available under the terms and conditions of the GPL v2 license, which can be found below.

AsyncHttpClient (1.4.9)

The original download site for this software is : <http://loopj.com/android-async-http/> This piece of software is made available under the terms and conditions of the APACHE LICENSE 2.0

httpClient-4.4.1.1 (4.4.1.1)

This is needed to import cz.msebera.android.httpClient used by AssyncHttpClient The original download site for this software is : <http://mvnrepository.com/artifact/cz.msebera.android/httpclient/4.4.1.1> This piece of software is made available under the terms and conditions of the APACHE LICENSE 2.0

Jackson Parser (2.x)

lpepg client uses Jackson Parser for string manipulation. The original download site for this software is : <https://github.com/FasterXML/jackson-core> This piece of software is made available under the terms and conditions of the APACHE LICENSE 2.0

audio a2dp (2.x)

Bluetooth stack. The original download site for this software is : <https://android.googlesource.com/platform/system/bt> This piece of software is made available under the terms and conditions of the APACHE LICENSE 2.0

libexif (0.6.21)

Exif JPEG header manipulation tool. The original download site for this software is

: <http://libexif.sourceforge.net/> This piece of software is made available under the terms and conditions of the APACHE LICENSE 2.0

libexpat (2.1.0)

Expat XML Parser. The original download site for this software is : <http://www.libexpat.org/Expat> is free software. You may copy, distribute, and modify it under the terms of the License contained in the file COPYING distributed with this package. This license is the same as the MIT/X Consortium license.

libFFTEm ()

neven face recognition library. The original download site for this software is : No info. This piece of software is made available under the terms and conditions of the APACHE LICENSE 2.0

libcui18n (49.1.1)

International Components for unicode. The original download site for this software is : <http://icu-project.org> This piece of software is made available under the terms and conditions of the BSD.

libprouteutil (3.4.0)

iproute2 TCP/IP networking and traffic control. The original download site for this software is : <http://www.linuxfoundation.org/> This piece of software is made available under the terms and conditions of the GPL v2. which can be found below

libjpeg (3.4.0)

libjpeg-turbo is a JPEG image codec that uses SIMD instructions (MMX, SSE2, NEON) to accelerate baseline JPEG compression and decompression on x86, x86-64, and ARM systems. The original download site for this software is : <http://www.ijg.org/libjpeg-turbo> is covered by three compatible BSD-style open source licenses. Refer to LICENSE.txt for a roll-up of license terms.

libmtp (1.0.1)

libmtp The original download site for this software is : <http://libmtp.sourceforge.net/> . This piece of software is made available under the terms and conditions of the LGPL V2.

libmdnssd (320.10.80)

MDNS Responder. The mDNSResponder project is a component of Bonjour, 5Apple's ease-of-use IP networking initiative. The original download site for this software is

: <http://www.opensource.apple.com/tarballs/mDNSResponder/> This piece of software is made available under the terms and conditions of the Apache license version 2

libnfc_ndef ()

The original download site for this software is : No info. This piece of software is made available under the terms and conditions of the Apache license version 2

libskia ()

skia 2D graphics library Skia is a complete 2D graphic library for drawing Text, Geometries, and Images. The original download site for this software is : <http://code.google.com/p/skia/> This piece of software is made available under the terms and conditions of the BSD.

libsonivox ()

The original download site for this software is : No info. This piece of software is made available under the terms and conditions of the Android APACHE License Version 2.

libsqlite (3.9.2)

SQLite database. The original download site for this software is : <http://www.sqlite.org> This piece of software is made available under the terms and conditions of the Android APACHE License Version 2.

libttspeco ()

The original download site for this software is : No info. This piece of software is made available under the terms and conditions of the Android APACHE License Version 2.

libtinyalsa ()

tinyalsa: a small library to interface with ALSA in the Linux kernel. The original download site for this software is : No info. This piece of software is made available under the terms and conditions of the BSD.

wpa_supplicant (0.8)

Library used by legacy HAL to talk to wpa_supplicant

daemon. The original download site for this software is : <http://hostap.epitest.fi/> This piece of software is made available under the terms and conditions of the GPLv2.

libz (1.2.8)

zlib compression library. The original download site for this software is : <http://zlib.net> This piece of software is made available under the terms and conditions of the BSD.

iptables (1.4.20)

iptables is a user space application program that allows a system administrator to configure the tables provided by the Linux kernel firewall (implemented as different Netfilter modules) and the chains and rules it stores. Different kernel modules and programs are currently used for different protocols; iptables applies to IPv4. The original download site for this software is : <https://android.googlesource.com/> This piece of software is made available under the terms and conditions of the GPLv2.

toolbox (1.2.8)

The 'toolbox' command in Android is a multi-function program. It encapsulates the functionality of many common Linux commands (and some special Android ones) into a single binary. This makes it more compact than having all those other commands installed individually. The original download site for this software is : <https://android.googlesource.com/> This piece of software is made available under the terms and conditions of the Android APACHE License Version 2.

libssl

(7b8b9c17db93ea5287575b437c77fb36eeb81b31)

BoringSSL. The original download site for this software is : <https://boringssl.googlesource.com/boringssl/> This piece of software is made available under the terms and conditions of the BSD.

libOpenMAXAL

(7b8b9c17db93ea5287575b437c77fb36eeb81b31)

OpenMAX AL is an application-level multimedia playback and recording API for mobile embedded devices. The original download site for this software is : <https://www.khronos.org/openmax/> License free

libOpenSLES (1.0)

Khronos OpenSL Sound API spec. The original

download site for this software is : <https://www.khronos.org/opensles/> License free

libEGL libGLESv1_CM (3.1)

Khronos OpenGL Graphics API spec. The original download site for this software is : <https://www.opengl.org/> License free

libffmpeg_av (2.1)

FFmpeg media player. The original download site for this software is : <https://ffmpeg.org/> This piece of software is licensed under LGPL v2.1

libcurlmheg (7.21.6)

curl for MHEG. The original download site for this software is : <https://ffmpeg.org/> Curl and libcurl are licensed under a MIT/X derivative license. Please look at <https://curl.haxx.se/docs/copyright.html>

boringssl

(af0e32cb84f0c9cc65b9233a3414d2562642b342)

ssl for MHEG, Taken from android M. The original download site for this software is : <https://boringssl.googlesource.com/boringssl/> Licensed under BSD, please find in /android/n-base/external/boringssl/NOTICE

libpng (1.6.22beta)

libpng is the official Portable Network Graphics (PNG) reference library (originally called pnglib). It is a platform-independent library that contains C functions for handling PNG images. It supports almost all of PNG's features, is extensible. The original download site for this software is : <https://github.com/julienr/libpng-android> This code is released under the libpng license.

Hue SDK (1.8.1)

TV ambihue app uses Philips SDK to find the hue bridge name. The original download site for this software is

: <https://developers.meethue.com/documentation/java-multi-platform-and-android-sdk>

Opera Web Browser (SDK 4.8.0)

This TV contains Opera Browser Software.

Third-party licenses

WebKit

name License

WebKit URL: <http://webkit.org/>

(WebKit doesn't distribute an explicit license. This LICENSE is derived from license text in the source.)

Copyright (c) 1997, 1998, 1999, 2000, 2001, 2002, 2003, 2004, 2005, 2006, 2007 Alexander Kellett, Alexey Proskuryakov, Alex Mathews, Allan Sandfeld Jensen, Alp Toker, Anders Carlsson, Andrew Wellington, Antti Koivisto, Apple Inc., Arthur Langereis, Baron Schwartz, Bjoern Graf, Brent Fulgham, Cameron Zvarich, Charles Samuels, Christian Dywan, Collabora Ltd., Cyrus Patel, Daniel Molkentin, Dave MacLachlan, David Smith, Dawit Alemayehu, Dirk Mueller, Dirk Schulze, Don Gibson, Enrico Ros, Eric Seidel, Frederik Holljen, Frerich Raabe, Friedmann Kleint, George Staikos, Google Inc., Graham Dennis, Harri Porten, Henry Mason, Hiroyuki Ikezoe, Holger Hans Peter Freyther, IBM, James G. Speth, Jan Alonzo, Jean-Loup Gailly, John Reis, Jonas Witt, Jon Shier, Jonas Witt, Julien Chaffraix, Justin Haygood, Kevin Ollivier, Kevin Watters, Kimmo Kinnunen, Kouhei Sutou, Krzysztof Kowalczyk, Lars Knoll, Luca Bruno, Maks Orlovich, Malte Starostik, Mark Adler, Martin Jones, Marvin Decker, Matt Lilek, Michael Emmel, Mitz Pettel, mozilla.org, Netscape Communications Corporation, Nicholas Shanks, Nikolas Zimmermann, Nokia, Oliver Hunt, Opened Hand, Paul Johnston, Peter Kelly, Pioneer Research Center USA, Rich Moore, Rob Buis, Robin Dunn, Ronald Tschalär, Samuel Weinig, Simon Hausmann, Staikos Computing Services Inc., Stefan Schimanski, Symantec Corporation, The Dojo Foundation, The Karbon Developers, Thomas Boyer, Tim Copperfield, Tobias Anton, Torben Weis, Trolltech, University of Cambridge, Vaclav Slavik, Waldo Bastian, Xan Lopez, Zack Rusin

The terms and conditions vary from file to file, but are one of:

Redistribution and use in source and binary forms, with or without modification, are permitted provided that the following conditions are met:

OR

Redistribution and use in source and binary forms, with or without modification, are permitted provided that the following conditions are met:

THIS SOFTWARE IS PROVIDED BY APPLE COMPUTER, INC. "AS IS" AND ANY EXPRESS OR IMPLIED WARRANTIES, INCLUDING, BUT NOT LIMITED TO, THE IMPLIED WARRANTIES OF MERCHANTABILITY AND FITNESS FOR A

PARTICULAR PURPOSE ARE DISCLAIMED. IN NO EVENT SHALL APPLE COMPUTER, INC. OR CONTRIBUTORS BE LIABLE FOR ANY DIRECT, INDIRECT, INCIDENTAL, SPECIAL, EXEMPLARY, OR CONSEQUENTIAL DAMAGES (INCLUDING, BUT NOT LIMITED TO, PROCUREMENT OF SUBSTITUTE GOODS OR SERVICES; LOSS OF USE, DATA, OR PROFITS; OR BUSINESS INTERRUPTION) HOWEVER CAUSED AND ON ANY THEORY OF LIABILITY, WHETHER IN CONTRACT, STRICT LIABILITY, OR TORT (INCLUDING NEGLIGENCE OR OTHERWISE) ARISING IN ANY WAY OUT OF THE USE OF THIS SOFTWARE, EVEN IF ADVISED OF THE POSSIBILITY OF SUCH DAMAGE.

GNU LIBRARY GENERAL PUBLIC LICENSE

Version 2, June 1991

Copyright (C) 1991 Free Software Foundation, Inc.

51 Franklin Street, Fifth Floor, Boston, MA 02110-1301 USA

Everyone is permitted to copy and distribute verbatim copies of this license document, but changing it is not allowed.

Preamble

The licenses for most software are designed to take away your freedom to share and change it. By contrast, the GNU General Public Licenses are intended to guarantee your freedom to share and change free software--to make sure the software is free for all its users.

This license, the Library General Public License, applies to some specially designated Free Software Foundation software, and to any other libraries whose authors decide to use it. You can use it for your libraries, too.

When we speak of free software, we are referring to freedom, not price. Our General Public Licenses are designed to make sure that you have the freedom to distribute copies of free software (and charge for this service if you wish), that you receive source code or can get it if you want it, that you can change the software or use pieces of it in new free programs; and that you know you can do these things.

To protect your rights, we need to make restrictions that forbid anyone to deny you these rights or to ask you to surrender the rights. These restrictions translate to certain responsibilities for you if you distribute copies of the library, or if you modify it.

For example, if you distribute copies of the library, whether gratis or for a fee, you must give the recipients all the rights that we gave you. You must make sure that they, too, receive or can get the source code. If you link a program with the library, you must provide complete object files to the

recipients so that they can relink them with the library, after making changes to the library and recompiling it. And you must show them these terms so they know their rights.

Our method of protecting your rights has two steps: (1) copyright the library, and (2) offer you this license which gives you legal permission to copy, distribute and/or modify the library.

Also, for each distributor's protection, we want to make certain that everyone understands that there is no warranty for this free library. If the library is modified by someone else and passed on, we want its recipients to know that what they have is not the original version, so that any problems introduced by others will not reflect on the original authors' reputations.

Finally, any free program is threatened constantly by software patents. We wish to avoid the danger that companies distributing free software will individually obtain patent licenses, thus in effect transforming the program into proprietary software. To prevent this, we have made it clear that any patent must be licensed for everyone's free use or not licensed at all.

Most GNU software, including some libraries, is covered by the ordinary GNU General Public License, which was designed for utility programs. This license, the GNU Library General Public License, applies to certain designated libraries. This license is quite different from the ordinary one; be sure to read it in full, and don't assume that anything in it is the same as in the ordinary license.

The reason we have a separate public license for some libraries is that they blur the distinction we usually make between modifying or adding to a program and simply using it. Linking a program with a library, without changing the library, is in some sense simply using the library, and is analogous to running a utility program or application program. However, in a textual and legal sense, the linked executable is a combined work, a derivative of the original library, and the ordinary General Public License treats it as such.

Because of this blurred distinction, using the ordinary General Public License for libraries did not effectively promote software sharing, because most developers did not use the libraries. We concluded that weaker conditions might promote sharing better.

However, unrestricted linking of non-free programs would deprive the users of those programs of all benefit from the free status of the libraries themselves. This Library General Public License is intended to permit developers of non-free programs to use free libraries, while preserving your freedom as a user of such programs to change the free libraries that are incorporated in them. (We have not seen how to achieve this as regards changes in header files, but we have achieved it as regards changes in the actual

functions of the Library.) The hope is that this will lead to faster development of free libraries.

The precise terms and conditions for copying, distribution and modification follow. Pay close attention to the difference between a "work based on the library" and a "work that uses the library". The former contains code derived from the library, while the latter only works together with the library.

Note that it is possible for a library to be covered by the ordinary General Public License rather than by this special one.

GNU LIBRARY GENERAL PUBLIC LICENSE

TERMS AND CONDITIONS FOR COPYING, DISTRIBUTION AND MODIFICATION

0. This License Agreement applies to any software library which contains a notice placed by the copyright holder or other authorized party saying it may be distributed under the terms of this Library General Public License (also called "this License"). Each licensee is addressed as "you".

A "library" means a collection of software functions and/or data prepared so as to be conveniently linked with application programs (which use some of those functions and data) to form executables.

The "Library", below, refers to any such software library or work which has been distributed under these terms. A "work based on the Library" means either the Library or any derivative work under copyright law: that is to say, a work containing the Library or a portion of it, either verbatim or with modifications and/or translated straightforwardly into another language. (Hereinafter, translation is included without limitation in the term "modification".)

"Source code" for a work means the preferred form of the work for making modifications to it. For a library, complete source code means all the source code for all modules it contains, plus any associate interface definition files, plus the scripts used to control compilation and installation of the library.

Activities other than copying, distribution and modification are not covered by this License; they are outside its scope. The act of running a program using the Library is not restricted, and output from such a program is covered only if its contents constitute a work based on the Library (independent of the use of the Library in a tool for writing it). Whether that is true depends on what the Library does and what the program that uses the Library does.

1. You may copy and distribute verbatim copies of the Library's complete source code as you receive it, in any medium, provided that you conspicuously and appropriately publish on each copy an appropriate copyright notice and disclaimer of warranty; keep intact all the notices that refer to this License and to the absence of any warranty; and distribute a copy of this License along with the

You may charge a fee for the physical act of transferring a copy, and you may at your option offer warranty protection in exchange for a

2. You may modify your copy or copies of the Library or any portion of it, thus forming a work based on the Library, and copy and distribute such modifications or work under the terms of Section 1 above, provided that you also meet all of these conditions:

a) The modified work must itself be a software library.

b) You must cause the files modified to carry prominent notices stating that you changed the files and the date of any change.

c) You must cause the whole of the work to be licensed at no charge to all third parties under the terms of this License.

d) If a facility in the modified Library refers to a function or a table of data to be supplied by an application program that uses the facility, other than as an argument passed when the facility is invoked, then you must make a good faith effort to ensure that, in the event an application does not supply such function or table, the facility still operates, and performs whatever part of its purpose remains meaningful.

(For example, a function in a library to compute square roots has a purpose that is entirely well-defined independent of the application. Therefore, Subsection 2d requires that any application-supplied function or table used by this function must be optional: if the application does not supply it, the squareroot function must still compute square roots.)

These requirements apply to the modified work as a whole. If identifiable sections of that work are not derived from the Library, and can be reasonably considered independent and separate works in themselves, then this License, and its terms, do not apply to those sections when you distribute them as separate works. But when you distribute the same sections as part of a whole which is a work based on the Library, the distribution of the whole must be on the terms of this License, whose permissions for other licensees extend to the entire whole, and thus to each and every part regardless of who wrote. Thus, it is not the intent of this section to claim rights or contest your rights to work written entirely by you; rather, the intent is to exercise the right to control the distribution of derivative or collective

works based on the Library.

In addition, mere aggregation of another work not based on the Library with the Library (or with a work based on the Library) on a volume of a storage or distribution medium does not bring the other work under the scope of this License.

3. You may opt to apply the terms of the ordinary GNU General Public License instead of this License to a given copy of the Library. To do this, you must alter all the notices that refer to this License, so that they refer to the ordinary GNU General Public License, version 2, instead of to this License. (If a newer version than version 2 of the ordinary GNU General Public License has appeared, then you can specify that version instead if you wish.) Do not make any other change in these notices.

Once this change is made in a given copy, it is irreversible for that copy, so the ordinary GNU General Public License applies to all subsequent copies and derivative works made from that copy.

This option is useful when you wish to copy part of the code of the Library into a program that is not a library.

4. You may copy and distribute the Library (or a portion or derivative of it, under Section 2) in object code or executable form under the terms of Sections 1 and 2 above provided that you accompany it with the complete corresponding machine-readable source code, which must be distributed under the terms of Sections 1 and 2 above on a medium customarily used for software interchange.

If distribution of object code is made by offering access to copy from a designated place, then offering equivalent access to copy the source code from the same place satisfies the requirement to distribute the source code, even though third parties are not compelled to copy the source along with the object code.

5. A program that contains no derivative of any portion of the Library, but is designed to work with the Library by being compiled or linked with it, is called a "work that uses the Library". Such a work, in isolation, is not a derivative work of the Library, and therefore falls outside the scope of this License.

However, linking a "work that uses the Library" with the Library creates an executable that is a derivative of the Library (because it contains portions of the Library), rather than a "work that uses the library". The executable is therefore covered by this License.

Section 6 states terms for distribution of such executables.

When a "work that uses the Library" uses material from a header file that is part of the Library, the object code for the work may be a derivative work of

the Library even though the source code is not. Whether this is true is especially significant if the work can be linked without the Library, or if the work is itself a library. The threshold for this to be true is not precisely defined by law.

If such an object file uses only numerical parameters, data structure layouts and accessors, and small macros and small inline functions (ten lines or less in length), then the use of the object file is unrestricted, regardless of whether it is legally a derivative work. (Executables containing this object code plus portions of the Library will still fall under Section 6.)

Otherwise, if the work is a derivative of the Library, you may distribute the object code for the work under the terms of Section 6. Any executables containing that work also fall under Section 6, whether or not they are linked directly with the Library itself.

6. As an exception to the Sections above, you may also compile or link a "work that uses the Library" with the Library to produce a work containing portions of the Library, and distribute that work under terms of your choice, provided that the terms permit modification of the work for the customer's own use and reverse engineering for debugging such modifications.

You must give prominent notice with each copy of the work that the Library is used in it and that the Library and its use are covered by this License. You must supply a copy of this License. If the work during execution displays copyright notices, you must include the copyright notice for the Library among them, as well as a reference directing the user to the copy of this License. Also, you must do one of these things:

a) Accompany the work with the complete corresponding machine-readable source code for the Library including whatever changes were used in the work (which must be distributed under Sections 1 and 2 above); and, if the work is an executable linked with the Library, with the complete machine-readable "work that uses the Library", as object code and/or source code, so that the user can modify the Library and then relink to produce a modified executable containing the modified Library. (It is understood that the user who changes the contents of definitions files in the Library will not necessarily be able to recompile the application to use the modified definitions.)

b) Accompany the work with a written offer, valid for at least three years, to give the same user the materials specified in Subsection 6a, above, for a charge no more than the cost of performing this distribution.

c) If distribution of the work is made by offering access to copy from a designated place, offer equivalent access to copy the above specified

materials from the same place.

d) Verify that the user has already received a copy of these materials or that you have already sent this user a copy.

For an executable, the required form of the "work that uses the Library" must include any data and utility programs needed for reproducing the executable from it. However, as a special exception, the source code distributed need not include anything that is normally distributed (in either source or binary form) with the major components (compiler, kernel, and so on) of the operating system on which the executable runs, unless that component itself accompanies the executable.

It may happen that this requirement contradicts the license restrictions of other proprietary libraries that do not normally accompany the operating system. Such a contradiction means you cannot use both them and the Library together in an executable that you distribute.

7. You may place library facilities that are a work based on the Library side-by-side in a single library together with other library facilities not covered by this License, and distribute such a combined library, provided that the separate distribution of the work based on the Library and of the other library facilities is otherwise permitted, and provided that you do these two things:

a) Accompany the combined library with a copy of the same work based on the Library, uncombined with any other library facilities. This must be distributed under the terms of the Sections above.

b) Give prominent notice with the combined library of the fact that part of it is a work based on the Library, and explaining where to find the accompanying uncombined form of the same work.

8. You may not copy, modify, sublicense, link with, or distribute the Library except as expressly provided under this License. Any attempt otherwise to copy, modify, sublicense, link with, or distribute the Library is void, and will automatically terminate your rights under this License. However, parties who have received copies, or rights, from you under this License will not have their licenses terminated so long as such parties remain in full compliance.

9. You are not required to accept this License, since you have not signed it. However, nothing else grants you permission to modify or distribute the Library or its derivative works. These actions are prohibited by law if you do not accept this License. Therefore, by modifying or distributing the Library (or any work based on the Library), you indicate your acceptance of this License to do so, and all its terms and conditions for copying, distributing or modifying the Library or works based

on it.

10. Each time you redistribute the Library (or any work based on the Library), the recipient automatically receives a license from the original licensor to copy, distribute, link with or modify the Library subject to these terms and conditions. You may not impose any further restrictions on the recipients' exercise of the rights granted herein. You are not responsible for enforcing compliance by third parties to this License.

11. If, as a consequence of a court judgment or allegation of patent infringement or for any other reason (not limited to patent issues), conditions are imposed on you (whether by court order, agreement or otherwise) that contradict the conditions of this License, they do not excuse you from the conditions of this License. If you cannot distribute so as to satisfy simultaneously your obligations under this License and any other pertinent obligations, then as a consequence you may not distribute the Library at all. For example, if a patent license would not permit royalty-free redistribution of the Library by all those who receive copies directly or indirectly through you, then the only way you could satisfy both it and this License would be to refrain entirely from distribution of the Library.

If any portion of this section is held invalid or unenforceable under any particular circumstance, the balance of the section is intended to apply, and the section as a whole is intended to apply in other circumstances.

It is not the purpose of this section to induce you to infringe any patents or other property right claims or to contest validity of any such claims; this section has the sole purpose of protecting the integrity of the free software distribution system which is implemented by public license practices. Many people have made generous contributions to the wide range of software distributed through that system in reliance on consistent application of that system; it is up to the author/donor to decide if he or she is willing to distribute software through any other system and a licensee cannot impose that choice.

This section is intended to make thoroughly clear what is believed to be a consequence of the rest of this License.

12. If the distribution and/or use of the Library is restricted in certain countries either by patents or by copyrighted interfaces, the original copyright holder who places the Library under this License may add an explicit geographical distribution limitation excluding those countries, so that distribution is permitted only in or among countries not thus excluded. In such case, this License incorporates the limitation as if written in the body of this License.

13. The Free Software Foundation may publish revised and/or new versions of the Library General

Public License from time to time. Such new versions will be similar in spirit to the present version, but may differ in detail to address new problems or concerns.

Each version is given a distinguishing version number. If the Library specifies a version number of this License which applies to it and "any later version", you have the option of following the terms and conditions either of that version or of any later version published by the Free Software Foundation. If the Library does not specify a license version number, you may choose any version ever published by the Free Software Foundation.

14. If you wish to incorporate parts of the Library into other free programs whose distribution conditions are incompatible with these, write to the author to ask for permission. For software which is copyrighted by the Free Software Foundation, write to the Free Software Foundation; we sometimes make exceptions for this. Our decision will be guided by the two goals of preserving the free status of all derivatives of our free software and of promoting the sharing and reuse of software generally.

NO WARRANTY

15. BECAUSE THE LIBRARY IS LICENSED FREE OF CHARGE, THERE IS NO

WARRANTY FOR THE LIBRARY, TO THE EXTENT PERMITTED BY APPLICABLE LAW.

EXCEPT WHEN OTHERWISE STATED IN WRITING THE COPYRIGHT HOLDERS AND/OR

OTHER PARTIES PROVIDE THE LIBRARY "AS IS" WITHOUT WARRANTY OF ANY

KIND, EITHER EXPRESSED OR IMPLIED, INCLUDING, BUT NOT LIMITED TO, THE

IMPLIED WARRANTIES OF MERCHANTABILITY AND FITNESS FOR A PARTICULAR PURPOSE.

THE ENTIRE RISK AS TO THE QUALITY AND PERFORMANCE OF THE

LIBRARY IS WITH YOU. SHOULD THE LIBRARY PROVE DEFECTIVE, YOU ASSUME

THE COST OF ALL NECESSARY SERVICING, REPAIR OR CORRECTION.

16. IN NO EVENT UNLESS REQUIRED BY APPLICABLE LAW OR AGREED TO IN

WRITING WILL ANY COPYRIGHT HOLDER, OR ANY OTHER PARTY WHO MAY MODIFY

AND/OR REDISTRIBUTE THE LIBRARY AS PERMITTED ABOVE, BE LIABLE TO YOU

FOR DAMAGES, INCLUDING ANY GENERAL, SPECIAL, INCIDENTAL OR

CONSEQUENTIAL DAMAGES ARISING OUT OF THE

USE OR INABILITY TO USE THE
LIBRARY (INCLUDING BUT NOT LIMITED TO LOSS OF
DATA OR DATA BEING
RENDERED INACCURATE OR LOSSES SUSTAINED BY
YOU OR THIRD PARTIES OR A
FAILURE OF THE LIBRARY TO OPERATE WITH ANY
OTHER SOFTWARE), EVEN IF
SUCH HOLDER OR OTHER PARTY HAS BEEN
ADVISED OF THE POSSIBILITY OF SUCH

END OF TERMS AND
CONDITIONS

GNU LESSER GENERAL PUBLIC LICENSE

Version 2.1, February 1999

Copyright (C) 1991, 1999 Free Software Foundation,
Inc.

51 Franklin Street, Fifth Floor, Boston, MA
02110-1301 USA

Everyone is permitted to copy and distribute verbatim
copies of this license document, but changing it is
not allowed.

[This is the first released version of the Lesser GPL. It
also counts as the successor of the GNU Library
Public License, version 2, hence the version number
2.1.]

Preamble

The licenses for most software are designed to take
away your freedom to share and change it. By
contrast, the GNU General Public Licenses are
intended to guarantee your freedom to share and
change free software--to make sure the software is
free for all its users.

This license, the Lesser General Public License,
applies to some specially designated software
packages--typically libraries--of the Free Software
Foundation and other authors who decide to use it.
You can use it too, but we suggest you first think
carefully about whether this license or the ordinary
General Public License is the better strategy to use in
any particular case, based on the explanations below.

When we speak of free software, we are referring to
freedom of use, not price. Our General Public
Licenses are designed to make sure that you have
the freedom to distribute copies of free software (and
charge for this service if you wish); that you receive
source code or can get it if you want it; that you can
change the software and use pieces of it in new free
programs; and that you are informed that you can
do these things.

To protect your rights, we need to make restrictions
that forbid distributors to deny you these rights or to

ask you to surrender these rights. These restrictions
translate to certain responsibilities for you if you
distribute copies of the library or if you modify it.

For example, if you distribute copies of the library,
whether gratis or for a fee, you must give the
recipients all the rights that we gave you. You must
make sure that they, too, receive or can get the
source code. If you link other code with the library,
you must provide complete object files to the
recipients, so that they can relink them with the
library after making changes to the library and
recompiling it. And you must show them these terms
so they know their rights.

We protect your rights with a two-step method: (1) we
copyright the library, and (2) we offer you this
license, which gives you legal permission to copy,
distribute and/or modify the library.

To protect each distributor, we want to make it very
clear that there is no warranty for the free library.
Also, if the library is modified by someone else and
passed on, the recipients should know that what
they have is not the original version, so that the
original author's reputation will not be affected by
problems that might be introduced by others.

Finally, software patents pose a constant threat to the
existence of any free program. We wish to make
sure that a company cannot effectively restrict the
users of a free program by obtaining a restrictive
license from a patent holder. Therefore, we insist
that any patent license obtained for a version of the
library must be consistent with the full freedom of
use specified in this license.

Most GNU software, including some libraries, is
covered by the ordinary GNU General Public
License. This license, the GNU Lesser General
Public License, applies to certain designated libraries,
and is quite different from the ordinary General
Public License. We use this license for certain
libraries in order to permit linking those libraries into
non-free programs.

When a program is linked with a library, whether
statically or using a shared library, the combination
of the two is legally speaking a combined work, a
derivative of the original library. The
ordinary General Public License therefore permits
such linking only if the entire combination fits its
criteria of freedom. The Lesser General Public
License permits more lax criteria for linking other code
with the library.

We call this license the "Lesser" General Public
License because it does Less to protect the user's
freedom than the ordinary General Public License.
It also provides other free software developers
Less of an advantage over competing non-free
programs. These disadvantages are the reason we
use the ordinary General Public License for
many libraries. However, the Lesser license provides

advantages in certain special circumstances.

For example, on rare occasions, there may be a special need to encourage the widest possible use of a certain library, so that it becomes a de-facto standard. To achieve this, non-free programs must be allowed to use the library. A more frequent case is that a free library does the same job as widely used non-free libraries. In this case, there is little to gain by limiting the free library to free software only, so we use the Lesser General Public License.

In other cases, permission to use a particular library in non-free programs enables a greater number of people to use a large body of free software. For example, permission to use the GNU C Library in non-free programs enables many more people to use the whole GNU operating system, as well as its variant, the GNU/Linux operating system.

Although the Lesser General Public License is less protective of the users' freedom, it does ensure that the user of a program that is linked with the Library has the freedom and the wherewithal to run that program using a modified version of the Library.

The precise terms and conditions for copying, distribution and modification follow. Pay close attention to the difference between a "work based on the library" and a "work that uses the library". The former contains code derived from the library, whereas the latter must be combined with the library in order to run.

GNU LESSER GENERAL PUBLIC LICENSE

TERMS AND CONDITIONS FOR COPYING, DISTRIBUTION AND MODIFICATION

0. This License Agreement applies to any software library or other program which contains a notice placed by the copyright holder or other authorized party saying it may be distributed under the terms of this Lesser General Public License (also called "this License"). Each licensee is addressed as "you".

A "library" means a collection of software functions and/or data prepared so as to be conveniently linked with application programs (which use some of those functions and data) to form executables.

The "Library", below, refers to any such software library or work which has been distributed under these terms. A "work based on the Library" means either the Library or any derivative work under copyright law: that is to say, a work containing the Library or a portion of it, either verbatim or with modifications and/or translated straightforwardly into another language. (Hereinafter, translation is included without limitation in the term "modification".)

"Source code" for a work means the preferred form of the work for making modifications to it. For a library, complete source code means all the source code for all modules it contains, plus any associated interface definition files, plus the scripts used to control compilation and installation of the library.

Activities other than copying, distribution and modification are not covered by this License; they are outside its scope. The act of running a program using the Library is not restricted, and output from such a program is covered only if its contents constitute a work based on the Library (independent of the use of the Library in a tool for writing it). Whether that is true depends on what the Library does and what the program that uses the Library does.

1. You may copy and distribute verbatim copies of the Library's complete source code as you receive it, in any medium, provided that you conspicuously and appropriately publish on each copy an appropriate copyright notice and disclaimer of warranty; keep intact all the notices that refer to this License and to the absence of any warranty; and distribute a copy of this License along with the Library.

You may charge a fee for the physical act of transferring a copy, and you may at your option offer warranty protection in exchange for a fee.

2. You may modify your copy or copies of the Library or any portion of it, thus forming a work based on the Library, and copy and distribute such modifications or work under the terms of Section 1 above, provided that you also meet all of these conditions:

a) The modified work must itself be a software library.

b) You must cause the files modified to carry prominent notices stating that you changed the files and the date of any change.

c) You must cause the whole of the work to be licensed at no charge to all third parties under the terms of this License.

d) If a facility in the modified Library refers to a function or a table of data to be supplied by an application program that uses the facility, other than as an argument passed when the facility is invoked, then you must make a good faith effort to ensure that, in the event an application does not supply such function or table, the facility still operates, and performs whatever part of its purpose remains meaningful.

(For example, a function in a library to compute square roots has a purpose that is entirely well-defined independent of the application. Therefore, Subsection 2d requires that any application-supplied function or table used by this function must be optional: if the application does not supply it, the square root function must still compute square

roots.)

These requirements apply to the modified work as a whole. If identifiable sections of that work are not derived from the Library, and can be reasonably considered independent and separate works in themselves, then this License, and its terms, do not apply to those sections when you distribute them as separate works. But when you distribute the same sections as part of a whole which is a work based on the Library, the distribution of the whole must be on the terms of this License, whose permissions for other licensees extend to the entire whole, and thus to each and every part regardless of who wrote

Thus, it is not the intent of this section to claim rights or contest your rights to work written entirely by you; rather, the intent is to exercise the right to control the distribution of derivative or collective works based on the Library.

In addition, mere aggregation of another work not based on the Library with the Library (or with a work based on the Library) on a volume of a storage or distribution medium does not bring the other work under the scope of this License.

3. You may opt to apply the terms of the ordinary GNU General Public License instead of this License to a given copy of the Library. To do this, you must alter all the notices that refer to this License, so that they refer to the ordinary GNU General Public License, version 2, instead of to this License. (If a newer version than version 2 of the ordinary GNU General Public License has appeared, then you can specify that version instead if you wish.) Do not make any other change in these notices.

Once this change is made in a given copy, it is irreversible for that copy, so the ordinary GNU General Public License applies to all subsequent copies and derivative works made from that copy.

This option is useful when you wish to copy part of the code of the Library into a program that is not a library.

4. You may copy and distribute the Library (or a portion or derivative of it, under Section 2) in object code or executable form under the terms of Sections 1 and 2 above provided that you accompany it with the complete corresponding machine-readable source code, which must be distributed under the terms of Sections 1 and 2 above on a medium customarily used for software interchange.

If distribution of object code is made by offering access to copy from a designated place, then offering equivalent access to copy the source code from the same place satisfies the requirement to distribute the source code, even though third parties are not compelled to copy the source along with the object code.

5. A program that contains no derivative of any

portion of the Library, but is designed to work with the Library by being compiled or linked with it, is called a "work that uses the Library". Such a work, in isolation, is not a derivative work of the Library, and therefore falls outside the scope of this License.

However, linking a "work that uses the Library" with the Library creates an executable that is a derivative of the Library (because it contains portions of the Library), rather than a "work that uses the library". The executable is therefore covered by this License.

Section 6 states terms for distribution of such executables.

When a "work that uses the Library" uses material from a header file that is part of the Library, the object code for the work may be a derivative work of the Library even though the source code is not. Whether this is true is especially significant if the work can be linked without the Library, or if the work is itself a library. The threshold for this to be true is not precisely defined by law.

If such an object file uses only numerical parameters, data structure layouts and accessors, and small macros and small inline functions (ten lines or less in length), then the use of the object file is unrestricted, regardless of whether it is legally a derivative work. (Executables containing this object code plus portions of the Library will still fall under Section 6.)

Otherwise, if the work is a derivative of the Library, you may distribute the object code for the work under the terms of Section 6. Any executables containing that work also fall under Section 6, whether or not they are linked directly with the Library itself.

6. As an exception to the Sections above, you may also combine or link a "work that uses the Library" with the Library to produce a work containing portions of the Library, and distribute that work under terms of your choice, provided that the terms permit modification of the work for the customer's own use and reverse engineering for debugging such modifications.

You must give prominent notice with each copy of the work that the Library is used in it and that the Library and its use are covered by this License. You must supply a copy of this License. If the work during execution displays copyright notices, you must include the copyright notice for the Library among them, as well as a reference directing the user to the copy of this License. Also, you must do one of these things:

a) Accompany the work with the complete corresponding machine-readable source code for the Library including whatever changes were used in the work (which must be distributed under Sections 1 and 2 above); and, if the work is an executable linked with the Library, with the complete machine-

readable "work that uses the Library", as object code and/or source code, so that the user can modify the Library and then relink to produce a modified executable containing the modified Library. (It is understood that the user who changes the contents of definitions files in the Library will not necessarily be able to recompile the application to use the modified definitions.)

b) Use a suitable shared library mechanism for linking with the Library. A suitable mechanism is one that (1) uses at run time a copy of the library already present on the user's computer system rather than copying library functions into the executable, and (2) will operate properly with a modified version of the library, if the user installs one, as long as the modified version is interface-compatible with the version that the work was made with.

c) Accompany the work with a written offer, valid for at least three years, to give the same user the materials specified in Subsection 6a, above, for a charge no more than the cost of performing this distribution.

d) If distribution of the work is made by offering access to copy from a designated place, offer equivalent access to copy the above specified materials from the same place.

e) Verify that the user has already received a copy of these materials or that you have already sent this user a copy.

For an executable, the required form of the "work that uses the Library" must include any data and utility programs needed for reproducing the executable from it. However, as a special exception, the materials to be distributed need not include anything that is normally distributed (in either source or binary form) with the major components (compiler, kernel, and so on) of the operating system on which the executable runs, unless that component itself accompanies the executable.

It may happen that this requirement contradicts the license restrictions of other proprietary libraries that do not normally accompany the operating system. Such a contradiction means you cannot use both them and the Library together in an executable that you

7. You may place library facilities that are a work based on the Library side-by-side in a single library together with other library facilities not covered by this License, and distribute such a combined library, provided that the separate distribution of the work based on the Library and of the other library facilities is otherwise permitted, and provided that you do these two things:

a) Accompany the combined library with a copy of the same work based on the Library, uncombined with any other library facilities. This must be

distributed under the terms of the Sections above.

b) Give prominent notice with the combined library of the fact that part of it is a work based on the Library, and explaining where to find the accompanying uncombined form of the same work.

8. You may not copy, modify, sublicense, link with, or distribute the Library except as expressly provided under this License. Any attempt otherwise to copy, modify, sublicense, link with, or distribute the Library is void, and will automatically terminate your rights under this License. However, parties who have received copies, or rights, from you under this License will not have their licenses terminated so long as such parties remain in full compliance.

9. You are not required to accept this License, since you have not signed it. However, nothing else grants you permission to modify or distribute the Library or its derivative works. These actions are prohibited by law if you do not accept this License. Therefore, by modifying or distributing the Library (or any work based on the Library), you indicate your acceptance of this License to do so, and all its terms and conditions for copying, distributing or modifying the Library or works based on it.

10. Each time you redistribute the Library (or any work based on the Library), the recipient automatically receives a license from the original licensor to copy, distribute, link with or modify the Library subject to these terms and conditions. You may not impose any further restrictions on the recipients' exercise of the rights granted herein. You are not responsible for enforcing compliance by third parties with this License.

11. If, as a consequence of a court judgment or allegation of patent infringement or for any other reason (not limited to patent issues), conditions are imposed on you (whether by court order, agreement or otherwise) that contradict the conditions of this License, they do not excuse you from the conditions of this License. If you cannot distribute so as to satisfy simultaneously your obligations under this License and any other pertinent obligations, then as a consequence you may not distribute the Library at all. For example, if a patent license would not permit royalty-free redistribution of the Library by all those who receive copies directly or indirectly through you, then the only way you could satisfy both it and this License would be to refrain entirely from distribution of the Library.

If any portion of this section is held invalid or unenforceable under any particular circumstance, the balance of the section is intended to apply, and the section as a whole is intended to apply in other circumstances.

It is not the purpose of this section to induce you to infringe any patents or other property right claims or

to contest validity of any such claims; this section has the sole purpose of protecting the integrity of the free software distribution system which is implemented by public license practices. Many people have made generous contributions to the wide range of software distributed through that system in reliance on consistent application of that system; it is up to the author/donor to decide if he or she is willing to distribute software through any other system and a licensee cannot impose that choice.

This section is intended to make thoroughly clear what is believed to be a consequence of the rest of this License.

12. If the distribution and/or use of the Library is restricted in certain countries either by patents or by copyrighted interfaces, the original copyright holder who places the Library under this License may add an explicit geographical distribution limitation excluding those countries, so that distribution is permitted only in or among countries not thus excluded. In such case, this License incorporates the limitation as if written in the body of this License.

13. The Free Software Foundation may publish revised and/or new versions of the Lesser General Public License from time to time. Such new versions will be similar in spirit to the present version, but may differ in detail to address new problems or concerns.

Each version is given a distinguishing version number. If the Library specifies a version number of this License which applies to it and "any later version", you have the option of following the terms and conditions either of that version or of any later version published by the Free Software Foundation. If the Library does not specify a license version number, you may choose any version ever published by the Free Software Foundation.

14. If you wish to incorporate parts of the Library into other free programs whose distribution conditions are incompatible with these, write to the author to ask for permission. For software which is copyrighted by the Free Software Foundation, write to the Free Software Foundation; we sometimes make exceptions for this. Our decision will be guided by the two goals of preserving the free status of all derivatives of our free software and of promoting the sharing and reuse of software generally.

NO WARRANTY

15. BECAUSE THE LIBRARY IS LICENSED FREE OF CHARGE, THERE IS NO WARRANTY FOR THE LIBRARY, TO THE EXTENT PERMITTED BY APPLICABLE LAW. EXCEPT WHEN OTHERWISE STATED IN WRITING

THE COPYRIGHT HOLDERS AND/OR OTHER PARTIES PROVIDE THE LIBRARY "AS IS" WITHOUT WARRANTY OF ANY KIND, EITHER EXPRESSED OR IMPLIED, INCLUDING, BUT NOT LIMITED TO, THE IMPLIED WARRANTIES OF MERCHANTABILITY AND FITNESS FOR A PARTICULAR PURPOSE. THE ENTIRE RISK AS TO THE QUALITY AND PERFORMANCE OF THE LIBRARY IS WITH YOU. SHOULD THE LIBRARY PROVE DEFECTIVE, YOU ASSUME THE COST OF ALL NECESSARY SERVICING, REPAIR OR CORRECTION.

16. IN NO EVENT UNLESS REQUIRED BY APPLICABLE LAW OR AGREED TO IN WRITING WILL ANY COPYRIGHT HOLDER, OR ANY OTHER PARTY WHO MAY MODIFY AND/OR REDISTRIBUTE THE LIBRARY AS PERMITTED ABOVE, BE LIABLE TO YOU FOR DAMAGES, INCLUDING ANY GENERAL, SPECIAL, INCIDENTAL OR CONSEQUENTIAL DAMAGES ARISING OUT OF THE USE OR INABILITY TO USE THE LIBRARY (INCLUDING BUT NOT LIMITED TO LOSS OF DATA OR DATA BEING RENDERED INACCURATE OR LOSSES SUSTAINED BY YOU OR THIRD PARTIES OR A FAILURE OF THE LIBRARY TO OPERATE WITH ANY OTHER SOFTWARE), EVEN IF SUCH HOLDER OR OTHER PARTY HAS BEEN ADVISED OF THE POSSIBILITY OF SUCH

END OF TERMS AND CONDITIONS

Other

name License

Chromium URL: <http://www.chromium.org>

Copyright (c) 2013 The Chromium Authors. All rights reserved.

Redistribution and use in source and binary forms, with or without modification, are permitted provided that the following conditions are met:

* Redistributions of source code must retain the above copyright

notice, this list of conditions and the following disclaimer.

* Redistributions in binary form must reproduce the above

copyright notice, this list of conditions and the following disclaimer

in the documentation and/or other materials provided with the

* Neither the name of Google Inc. nor the names of its

contributors may be used to endorse or promote products derived from

this software without specific prior written permission.

THIS SOFTWARE IS PROVIDED BY THE COPYRIGHT HOLDERS AND CONTRIBUTORS

"AS IS" AND ANY EXPRESS OR IMPLIED WARRANTIES, INCLUDING, BUT NOT

LIMITED TO, THE IMPLIED WARRANTIES OF MERCHANTABILITY AND FITNESS FOR

A PARTICULAR PURPOSE ARE DISCLAIMED. IN NO EVENT SHALL THE COPYRIGHT

OWNER OR CONTRIBUTORS BE LIABLE FOR ANY DIRECT, INDIRECT, INCIDENTAL,

SPECIAL, EXEMPLARY, OR CONSEQUENTIAL DAMAGES (INCLUDING, BUT NOT

LIMITED TO, PROCUREMENT OF SUBSTITUTE GOODS OR SERVICES; LOSS OF USE,

DATA, OR PROFITS; OR BUSINESS INTERRUPTION) HOWEVER CAUSED AND ON ANY

THEORY OF LIABILITY, WHETHER IN CONTRACT, STRICT LIABILITY, OR TORT

(INCLUDING NEGLIGENCE OR OTHERWISE) ARISING IN ANY WAY OUT OF THE USE

OF THIS SOFTWARE, EVEN IF ADVISED OF THE POSSIBILITY OF SUCH DAMAGE.

--

The following files are distributed under the MPL 1.1/GPL 2.0/LGPL 2.1 tri-license:

chromium-nss.h

chromium-blapi.h

chromium-blapit.h

chromium-sha256.h

chromium-prtypes.h

The following files contain portions distributed under the MPL 1.1/GPL 2.0/LGPL 2.1 tri-license:

registry_controlled_domains/registry_controlled_domain.cc

registry_controlled_domains/registry_controlled_domain.h

The following files are distributed under the MPL 2.0 license:

Fontconfig

URL: <http://www.fontconfig.org>

Copyright © 2000,2001,2002,2003,2004,2006,2007 Keith Packard

Copyright © 2005 Patrick Lam

Copyright © 2009 Roozbeh Pournader

Copyright © 2008,2009 Red Hat, Inc.

Copyright © 2008 Danilo Šegan

Permission to use, copy, modify, distribute, and sell this software and its

documentation for any purpose is hereby granted without fee, provided that

the above copyright notice appear in all copies and that both that

copyright notice and this permission notice appear in supporting

documentation, and that the name of the author(s) not be used in

advertising or publicity pertaining to distribution of the software without

specific, written prior permission. The authors make no

representations about the suitability of this software for any purpose. It

is provided "as is" without express or implied warranty.

THE AUTHOR(S) DISCLAIMS ALL WARRANTIES WITH REGARD TO THIS SOFTWARE,

INCLUDING ALL IMPLIED WARRANTIES OF MERCHANTABILITY AND FITNESS, IN NO

EVENT SHALL THE AUTHOR(S) BE LIABLE FOR ANY SPECIAL, INDIRECT OR

CONSEQUENTIAL DAMAGES OR ANY DAMAGES WHATSOEVER RESULTING FROM LOSS OF USE,

DATA OR PROFITS, WHETHER IN AN ACTION OF CONTRACT, NEGLIGENCE OR OTHER

TORTIOUS ACTION, ARISING OUT OF OR IN CONNECTION WITH THE USE OR PERFORMANCE OF THIS SOFTWARE.

Arphic fonts

URL:

<http://www.freedesktop.org/wiki/Software/CJKUnifonts/Download>

ARPHIC PUBLIC LICENSE

Copyright (C) 1999 Arphic Technology Co., Ltd.

All rights reserved except as specified below.

Everyone is permitted to copy and distribute verbatim copies of this license document, but changing it is forbidden.

Preamble

The licenses for most software are designed to take away your freedom to share and change it. By contrast, the ARPHIC PUBLIC LICENSE specifically permits and encourages you to use this software, provided that you give the recipients all the rights that we gave you and make sure they can get the modifications of this software.

Legal Terms

Throughout this License, "Font" means the TrueType fonts "AR PL Mingti2L Big5", "AR PL KaitiM Big5" (BIG-5 character set) and "AR PL SungtiL GB", "AR PL KaitiM GB" (GB character set) which are originally distributed by Arphic, and the derivatives of those fonts created through any modification including modifying glyph, reordering glyph, converting format, changing font name, or adding/deleting some characters in/from glyph table.

"PL" means "Public License".

"Copyright Holder" means whoever is named in the copyright or copyrights for the Font.

"You" means the licensee, or person copying, redistributing or modifying the Font.

"Freely Available" means that you have the freedom to copy or modify the Font as well as redistribute copies of the Font under the same conditions you received, not price. If you wish, you can charge for this service.

You may copy and distribute verbatim copies of this Font in any medium, without restriction, provided that you retain this license file (ARPHICPL.TXT) unaltered in all copies.

You may otherwise modify your copy of this Font

in any way, including modifying glyph, reordering glyph, converting format, changing font name, or adding/deleting some characters in/from glyph table, and copy and distribute such modifications under the terms of Section 1 above, provided that the following conditions are met:

a) You must insert a prominent notice in each modified file stating how and when you changed that file.

b) You must make such modifications Freely Available as a whole to all third parties under the terms of this License, such as by offering access to copy the modifications from a designated place, or distributing the modifications on a medium customarily used for software interchange.

c) If the modified fonts normally reads commands interactively when run, you must cause it, when started running for such interactive use in the most ordinary way, to print or display an announcement including an appropriate copyright notice and a notice that there is no warranty (or else, saying that you provide a warranty) and that users may redistribute the Font under these conditions, and telling the user how to view a copy of this License.

These requirements apply to the modified work as a whole. If identifiable sections of that work are not derived from the Font, and can be reasonably considered independent and separate works in themselves, then this License and its terms, do not apply to those sections when you distribute them as separate works. Therefore, mere aggregation of another work not based on the Font with the Font on a volume of a storage or distribution medium does not bring the other work under the scope of this License.

You may not copy, modify, sublicense, or distribute the Font except as expressly provided under this License. Any attempt otherwise to copy, modify, sublicense or distribute the Font will automatically retroactively void your rights under this License. However, parties who have received copies or rights from you under this License will keep their licenses valid so long as such parties remain in full compliance.

You are not required to accept this License, since you have not signed it. However, nothing else grants you permission to copy, modify, sublicense or distribute the Font. These actions are prohibited by law if you do not accept this License. Therefore, by copying, modifying, sublicensing or distributing the Font, you indicate your acceptance of this License and all its terms and conditions.

Each time you redistribute the Font, the recipient automatically receives a license from the original licensor to copy, distribute or modify the Font subject to these terms and conditions. You may not impose any further restrictions on the recipients' exercise of

the rights granted herein. You are not responsible for enforcing compliance by third parties to this License.

If, as a consequence of a court judgment or allegation of patent infringement or for any other reason (not limited to patent issues), conditions are imposed on you (whether by court order, agreement or otherwise) that contradict the conditions of this License, they do not excuse you from the conditions of this License. If you cannot distribute so as to satisfy simultaneously your obligations under this License and any other pertinent obligations, then as a consequence you may not distribute the Font at all. For example, if a patent license would not permit royalty-free redistribution of the Font by all those who receive copies directly or indirectly through you, then the only way you could satisfy both it and this License would be to refrain entirely from distribution of the Font.

If any portion of this section is held invalid or unenforceable under any particular circumstance, the balance of the section is intended to apply and the section as a whole is intended to apply in other circumstances.

BECAUSE THE FONT IS LICENSED FREE OF CHARGE, THERE IS NO WARRANTY FOR THE FONT, TO THE EXTENT PERMITTED BY APPLICABLE LAW. EXCEPT WHEN OTHERWISE STATED IN WRITING THE COPYRIGHT HOLDERS OR OTHER PARTIES PROVIDE THE FONT "AS IS" WITHOUT WARRANTY OF ANY KIND, EITHER EXPRESSED OR IMPLIED, INCLUDING BUT NOT LIMITED TO THE IMPLIED WARRANTIES OF MERCHANTABILITY AND FITNESS FOR A PARTICULAR PURPOSE. THE ENTIRE RISK AS TO THE QUALITY AND PERFORMANCE OF THE FONT IS WITH YOU. SHOULD THE FONT PROVE DEFECTIVE, YOU ASSUME THE COST OF ALL NECESSARY SERVICING, REPAIR OR CORRECTION.

UNLESS REQUIRED BY APPLICABLE LAW OR AGREED TO IN WRITING, IN NO EVENT WILL ANY COPYRIGHTT HOLDERS, OR OTHER PARTIES WHO MAY COPY, MODIFY OR REDISTRIBUTE THE FONT AS PERMITTED ABOVE, BE LIABLE TO YOU FOR ANY DIRECT, INDIRECT, CONSEQUENTIAL, INCIDENTAL, SPECIAL OR EXEMPLARY DAMAGES ARISING OUT OF THE USE OR INABILITY TO USE THE FONT (INCLUDING BUT NOT LIMITED TO PROCUREMENT OF SUBSTITUTE GOODS OR SERVICES; LOSS OF USE, DATA OR PROFITS; OR BUSINESS INTERRUPTION), EVEN IF SUCH HOLDERS OR OTHER PARTIES HAVE BEEN ADVISED OF THE POSSIBILITY OF SUCH DAMAGES.

Bitstream Vera fonts

URL:

http://www.gnome.org/fonts/#Final_Bitstream_Vera_Fonts

Bitstream Vera Fonts Copyright

The fonts have a generous copyright, allowing derivative works (as long as "Bitstream" or "Vera" are not in the names), and full redistribution (so long as they are not *sold* by themselves). They can be bundled, redistributed and sold with any software.

The fonts are distributed under the following copyright:

Copyright

=====

Copyright (c) 2003 by Bitstream, Inc. All Rights Reserved. Bitstream

Vera is a trademark of Bitstream, Inc.

Permission is hereby granted, free of charge, to any person obtaining

a copy of the fonts accompanying this license ("Fonts") and associated

documentation files (the "Font Software"), to reproduce and distribute

the Font Software, including without limitation the rights to use,

copy, merge, publish, distribute, and/or sell copies of the Font

Software, and to permit persons to whom the Font Software is furnished

to do so, subject to the following conditions:

The above copyright and trademark notices and this permission notice

shall be included in all copies of one or more of the Font Software

The Font Software may be modified, altered, or added to, and in

particular the designs of glyphs or characters in the Fonts may be

modified and additional glyphs or characters may be added to the

Fonts, only if the fonts are renamed to names not containing either

the words "Bitstream" or the word "Vera".

This License becomes null and void to the extent applicable to Fonts

or Font Software that has been modified and is distributed under the

"Bitstream Vera" names.

The Font Software may be sold as part of a larger software package but

no copy of one or more of the Font Software typefaces may be sold by itself.

THE FONT SOFTWARE IS PROVIDED "AS IS", WITHOUT WARRANTY OF ANY KIND, EXPRESS OR IMPLIED, INCLUDING BUT NOT LIMITED TO ANY WARRANTIES OF MERCHANTABILITY, FITNESS FOR A PARTICULAR PURPOSE AND NONINFRINGEMENT OF COPYRIGHT, PATENT, TRADEMARK, OR OTHER RIGHT. IN NO EVENT SHALL BITSTREAM OR THE GNOME FOUNDATION BE LIABLE FOR ANY CLAIM, DAMAGES OR OTHER LIABILITY, INCLUDING ANY GENERAL, SPECIAL, INDIRECT, INCIDENTAL, OR CONSEQUENTIAL DAMAGES, WHETHER IN AN ACTION OF CONTRACT, TORT OR OTHERWISE, ARISING FROM, OUT OF THE USE OR INABILITY TO USE THE FONT SOFTWARE OR FROM OTHER DEALINGS IN THE FONT SOFTWARE.

Except as contained in this notice, the names of Gnome, the Gnome Foundation, and Bitstream Inc., shall not be used in advertising or otherwise to promote the sale, use or other dealings in this Font Software without prior written authorization from the Gnome Foundation or Bitstream Inc., respectively. For further information, contact: fonts at gnome dot org.

Copyright FAQ

=====

1. I don't understand the resale restriction... What gives?

Bitstream is giving away these fonts, but wishes to ensure its competitors can't just drop the fonts as is into a font sale system and sell them as is. It seems fair that if Bitstream can't make money from the Bitstream Vera fonts, their competitors should not be able to do so either. You can sell the fonts as part of any software package, however.

2. I want to package these fonts separately for distribution and

sale as part of a larger software package or system. Can I do so?

Yes. A RPM or Debian package is a "larger software package" to begin

with, and you aren't selling them independently by themselves.

See 1. above.

3. Are derivative works allowed?

Yes!

4. Can I change or add to the font(s)?

Yes, but you must change the name(s) of the font(s).

5. Under what terms are derivative works allowed?

You must change the name(s) of the fonts. This is to ensure the

quality of the fonts, both to protect Bitstream and Gnome. We want to

ensure that if an application has opened a font specifically of these

names, it gets what it expects (though of course, using fontconfig,

substitutions could still have occurred during font

opening). You must include the Bitstream copyright. Additional

copyrights can be added, as per copyright law. Happy Font Hacking!

6. If I have improvements for Bitstream Vera, is it possible they might get

adopted in future versions?

Yes. The contract between the Gnome Foundation and Bitstream has

provisions for working with Bitstream to ensure quality additions to

the Bitstream Vera font family. Please contact us if you have such

additions. Note, that in general, we will want such additions for the

entire family, not just a single font, and that you'll have to keep

both Gnome and Jim Lyles, Vera's designer,

happy! To make sense to add

glyphs to the font, they must be stylistically in keeping with Vera's

design. Vera cannot become a "ransom note" font. Jim Lyles will be

providing a document describing the design elements used in Vera, as a

guide and aid for people interested in contributing to Vera.

7. I want to sell a software package that uses these fonts: Can I do so?

Sure. Bundle the fonts with your software and sell your software

with the fonts. That is the intent of the copyright.

8. If applications have built the names "Bitstream Vera" into them,

can I override this somehow to use fonts of my choosing?

This depends on exact details of the software. Most open source

systems and software (e.g., Gnome, KDE, etc.) are now converting to

use fontconfig (see www.fontconfig.org) to handle font configuration,

selection and substitution; it has provisions for overriding font

names and substituting alternatives. An example is provided by the

supplied local.conf file, which chooses the family Bitstream Vera for

"sans", "serif" and "monospace". Other software (e.g., the XFree86

core server) has other mechanisms for font substitution.

Open Sans fonts

URL:

<http://www.google.com/fonts/specimen/Open+Sans>

License for Open Sans Font Family

Apache License

Version 2.0,

January 2004

<http://www.apache.org/licenses/>

TERMS AND CONDITIONS FOR USE, REPRODUCTION, AND DISTRIBUTION

1. Definitions.

"License" shall mean the terms and conditions for use, reproduction,

and distribution as defined by Sections 1 through 9 of this document.

"Licensor" shall mean the copyright owner or entity authorized by

the copyright owner that is granting the License.

"Legal Entity" shall mean the union of the acting entity and all

other entities that control, are controlled by, or are under common

control with that entity. For the purposes of this definition,

"control" means (i) the power, direct or indirect, to cause the

direction or management of such entity, whether by contract or

otherwise, or (ii) ownership of fifty percent (50%) or more of the

outstanding shares, or (iii) beneficial ownership of such entity.

"You" (or "Your") shall mean an individual or Legal Entity

exercising permissions granted by this License.

"Source" form shall mean the preferred form for making modifications,

including but not limited to software source code, documentation

source, and configuration files.

"Object" form shall mean any form resulting from mechanical

transformation or translation of a Source form, including but

not limited to compiled object code, generated documentation,

and conversions to other media types.

"Work" shall mean the work of authorship, whether in Source or

Object form, made available under the License, as indicated by a

copyright notice that is included in or attached to the work

(an example is provided in the Appendix below).

"Derivative Works" shall mean any work, whether in Source or Object

form, that is based on (or derived from) the Work and for which the

editorial revisions, annotations, elaborations, or other modifications

represent, as a whole, an original work of authorship. For the purposes

of this License, Derivative Works shall not include works that remain

separable from, or merely link (or bind by name) to the interfaces of,

the Work and Derivative Works thereof.

"Contribution" shall mean any work of authorship, including

the original version of the Work and any modifications or additions

to that Work or Derivative Works thereof, that is intentionally

submitted to Licensor for inclusion in the Work by the copyright owner

or by an individual or Legal Entity authorized to submit on behalf of

the copyright owner. For the purposes of this definition, "submitted"

means any form of electronic, verbal, or written communication sent

to the Licensor or its representatives, including but not limited to

communication on electronic mailing lists, source code control systems,

and issue tracking systems that are managed by, or on behalf of, the

Licensor for the purpose of discussing and improving the Work, but

excluding communication that is conspicuously marked or otherwise

designated in writing by the copyright owner as "Not a Contribution."

"Contributor" shall mean Licensor and any individual or Legal Entity

on behalf of whom a Contribution has been received by Licensor and

subsequently incorporated within the Work.

2. Grant of Copyright License. Subject to the terms and conditions of

this License, each Contributor hereby grants to You a perpetual,

worldwide, non-exclusive, no-charge, royalty-free, irrevocable

copyright license to reproduce, prepare Derivative Works of,

publicly display, publicly perform, sublicense, and distribute the

Work and such Derivative Works in Source or Object form.

3. Grant of Patent License. Subject to the terms and conditions of

this License, each Contributor hereby grants to You a perpetual,

worldwide, non-exclusive, no-charge, royalty-free, irrevocable

(except as stated in this section) patent license to make, have made,

use, offer to sell, sell, import, and otherwise transfer the Work,

where such license applies only to those patent claims licensable

by such Contributor that are necessarily infringed by their

Contribution(s) alone or by combination of their Contribution(s)

with the Work to which such Contribution(s) was submitted. If You

institute patent litigation against any entity (including a

cross-claim or counterclaim in a lawsuit) alleging that the Work

or a Contribution incorporated within the Work constitutes direct

or contributory patent infringement, then any patent licenses

granted to You under this License for that Work shall terminate

as of the date such litigation is filed.

4. Redistribution. You may reproduce and distribute copies of the

Work or Derivative Works thereof in any medium, with or without

modifications, and in Source or Object form, provided that You

meet the following conditions:

(a) You must give any other recipients of the Work or

Derivative Works a copy of this License; and

(b) You must cause any modified files to carry prominent notices

stating that You changed the files; and

(c) You must retain, in the Source form of any Derivative Works

that You distribute, all copyright, patent, trademark, and

attribution notices from the Source form of the Work,

excluding those notices that do not pertain to any part of

the Derivative Works; and

(d) If the Work includes a "NOTICE" text file as part of its

distribution, then any Derivative Works that You distribute must

include a readable copy of the attribution notices contained

within such NOTICE file, excluding those notices that do not

pertain to any part of the Derivative Works, in at least one

of the following places: within a NOTICE text file distributed

as part of the Derivative Works; within the Source form or

documentation, if provided along with the Derivative Works; or,

within a display generated by the Derivative Works, if and

wherever such third-party notices normally appear. The contents

of the NOTICE file are for informational purposes only and

do not modify the License. You may add Your own attribution

notices within Derivative Works that You distribute, alongside

or as an addendum to the NOTICE text from the Work, provided

that such additional attribution notices cannot be construed

as modifying the License.

You may add Your own copyright statement to Your modifications and

may provide additional or different license terms and conditions

for use, reproduction, or distribution of Your modifications, or

for any such Derivative Works as a whole, provided Your use,

reproduction, and distribution of the Work otherwise complies with

the conditions stated in this License.

5. Submission of Contributions. Unless You explicitly state otherwise,

any Contribution intentionally submitted for inclusion in the Work

by You to the Licensor shall be under the terms and conditions of

this License, without any additional terms or conditions.

Notwithstanding the above, nothing herein shall supersede or modify

the terms of any separate license agreement you may have executed

with Licensor regarding such Contributions.

6. Trademarks. This License does not grant permission to use the trade

names, trademarks, service marks, or product names of the Licensor,

except as required for reasonable and customary use in describing the

origin of the Work and reproducing the content of the NOTICE file.

7. Disclaimer of Warranty. Unless required by applicable law or

agreed to in writing, Licensor provides the Work (and each

Contributor provides its Contributions) on an "AS IS" BASIS,

WITHOUT WARRANTIES OR CONDITIONS OF ANY KIND, either express or

implied, including, without limitation, any

warranties or conditions

of TITLE, NON-INFRINGEMENT, MERCHANTABILITY, or FITNESS FOR A

PARTICULAR PURPOSE. You are solely responsible for determining the

appropriateness of using or redistributing the Work and assume any

risks associated with Your exercise of permissions under this License.

8. Limitation of Liability. In no event and under no legal theory,

whether in tort (including negligence), contract, or otherwise,

unless required by applicable law (such as deliberate and grossly

negligent acts) or agreed to in writing, shall any Contributor be

liable to You for damages, including any direct, indirect, special,

incidental, or consequential damages of any character arising as a

result of this License or out of the use or inability to use the

Work (including but not limited to damages for loss of goodwill,

work stoppage, computer failure or malfunction, or any and all

other commercial damages or losses), even if such Contributor

has been advised of the possibility of such damages.

9. Accepting Warranty or Additional Liability. While redistributing

the Work or Derivative Works thereof, You may choose to offer,

and charge a fee for, acceptance of support, warranty, indemnity,

or other liability obligations and/or rights consistent with this

License. However, in accepting such obligations, You may act only

on Your own behalf and on Your sole responsibility, not on behalf

of any other Contributor, and only if You agree to indemnify,

defend, and hold each Contributor harmless

for any liability

incurred by, or claims asserted against, such Contributor by reason

of your accepting any such warranty or additional liability.

END OF TERMS AND CONDITIONS

APPENDIX: How to apply the Apache License to your work.

To apply the Apache License to your work, attach the following

boilerplate notice, with the fields enclosed by brackets "[]"

replaced with your own identifying information. (Don't include

the brackets!) The text should be enclosed in the appropriate

comment syntax for the file format. We also recommend that a

file or class name and description of purpose be included on the

same "printed page" as the copyright notice for easier

identification within third-party archives.

Copyright [yyyy] [name of copyright owner]

Licensed under the Apache License, Version 2.0 (the "License");

you may not use this file except in compliance with the License.

You may obtain a copy of the License at

<http://www.apache.org/licenses/LICENSE-2.0>

Unless required by applicable law or agreed to in writing, software

distributed under the License is distributed on an "AS IS" BASIS,

WITHOUT WARRANTIES OR CONDITIONS OF ANY KIND, either express or implied.

See the License for the specific language governing permissions and

limitations under the License.

VL Gothic fonts

URL: <http://dicey.org/vlgothic/index.html>

License for VL Gothic Font Family

This font includes glyphs derived from M+ FONTS which is created by

M+ FONTS PROJECT. License for M+ FONTS part is described in M+ FONTS

PROJECT's license. See attached 'LICENSE_E.mplus'.

This font also includes glyphs derived from Sazanami Gothic font which

is created by Electronic Font Open Laboratory (/efont/). License for

Sazanami Gothic part is described in it's license. See attached

'README.sazanami' for original Sazanami Gothic font license.

This font also includes original glyphs which is created by Daisuke

SUZUKI and Project Vine based on M+ FONTS. License for VL Gothic

original glyphs is same as M+ FONTS PROJECT's license.

There is no limitation and the below description is not applied

as for in order not to reuse as font (ex: font is embeded to documents).

Copyright (c) 1990-2003 Wada Laboratory, the University of Tokyo.

Copyright (c) 2003-2004 Electronic Font Open Laboratory (/efont/).

Copyright (C) 2003-2009 M+ FONTS PROJECT

Copyright (C) 2006-2009 Daisuke SUZUKI <daisuke@vinelinux.org>.

Copyright (C) 2006-2009 Project Vine <Vine@vinelinux.org>.

All rights reserved.

Redistribution and use in source and binary forms, with or without

modification, are permitted provided that the following conditions

are met:

this list of conditions and the following disclaimer.

this list of conditions and the following disclaimer

in the documentation

and/or other materials provided with the distribution.

the names of its contributors may be used to endorse or promote products

derived from this software without specific prior written permission.

THIS SOFTWARE IS PROVIDED BY WADA LABORATORY, THE UNIVERSITY OF TOKYO AND CONTRIBUTORS "AS IS" AND ANY EXPRESS OR IMPLIED WARRANTIES, INCLUDING, BUT

NOT LIMITED TO, THE IMPLIED WARRANTIES OF MERCHANTABILITY AND FITNESS FOR A

PARTICULAR PURPOSE ARE DISCLAIMED. IN NO EVENT SHALL THE LABORATORY OR

CONTRIBUTORS BE LIABLE FOR ANY DIRECT, INDIRECT, INCIDENTAL, SPECIAL,

EXEMPLARY, OR CONSEQUENTIAL DAMAGES (INCLUDING, BUT NOT LIMITED TO,

PROCUREMENT OF SUBSTITUTE GOODS OR SERVICES; LOSS OF USE, DATA, OR PROFITS;

OR BUSINESS INTERRUPTION) HOWEVER CAUSED AND ON ANY THEORY OF LIABILITY,

WHETHER IN CONTRACT, STRICT LIABILITY, OR TORT (INCLUDING NEGLIGENCE OR

OTHERWISE) ARISING IN ANY WAY OUT OF THE USE OF THIS SOFTWARE, EVEN IF

ADVISED OF THE POSSIBILITY OF SUCH DAMAGE.

Nanum fonts

URL: <http://hangeul.naver.com/>

Copyright (c) 2010, NAVER Corporation (<http://www.nhncorp.com>).

with Reserved Font Name Nanum, Naver Nanum, NanumGothic, Naver NanumGothic, NanumMyeongjo, Naver NanumMyeongjo, NanumBrush, Naver NanumBrush, NanumPen, Naver NanumPen, Naver NanumGothicEco, NanumGothicEco, Naver NanumMyeongjoEco, NanumMyeongjoEco, Naver NanumGothicLight, NanumGothicLight, NanumBarunGothic, Naver NanumBarunGothic,

This Font Software is licensed under the SIL Open Font License, Version 1.1.

This license is copied below, and is also available with a FAQ at: <http://scripts.sil.org/OFL>

This Font Software is licensed under the SIL Open Font License, Version 1.1.

This license is copied below, and is also available with a FAQ at:

<http://scripts.sil.org/OFL>

SIL OPEN FONT LICENSE Version 1.1 - 26 February
2007

PREAMBLE

The goals of the Open Font License (OFL) are to stimulate worldwide development of collaborative font projects, to support the font creation efforts of academic and linguistic communities, and to provide a free and open framework in which fonts may be shared and improved in partnership with others.

The OFL allows the licensed fonts to be used, studied, modified and redistributed freely as long as they are not sold by themselves. The fonts, including any derivative works, can be bundled, embedded, redistributed and/or sold with any software provided that any reserved names are not used by derivative works. The fonts and derivatives, however, cannot be released under any other type of license. The requirement for fonts to remain under this license does not apply to any document created using the fonts or their derivatives.

DEFINITIONS

"Font Software" refers to the set of files released by the Copyright Holder(s) under this license and clearly marked as such. This may include source files, build scripts and documentation.

"Reserved Font Name" refers to any names specified as such after the copyright statement(s).

"Original Version" refers to the collection of Font Software components as distributed by the Copyright Holder(s).

"Modified Version" refers to any derivative made by adding to, deleting, or substituting -- in part or in whole -- any of the components of the Original Version, by changing formats or by porting the Font Software to a new environment.

"Author" refers to any designer, engineer, programmer, technical writer or other person who contributed to the Font Software.

PERMISSION & CONDITIONS

Permission is hereby granted, free of charge, to any person obtaining

a copy of the Font Software, to use, study, copy, merge, embed, modify,

redistribute, and sell modified and unmodified copies of the Font

Software, subject to the following conditions:

1) Neither the Font Software nor any of its individual components,

in Original or Modified Versions, may be sold by itself.

2) Original or Modified Versions of the Font Software may be bundled,

redistributed and/or sold with any software, provided that each copy

contains the above copyright notice and this license. These can be

included either as stand-alone text files, human-readable headers or

in the appropriate machine-readable metadata fields within text or

binary files as long as those fields can be easily viewed by the user.

3) No Modified Version of the Font Software may use the Reserved Font

Name(s) unless explicit written permission is granted by the corresponding

Copyright Holder. This restriction only applies to the primary font name as

presented to the users.

4) The name(s) of the Copyright Holder(s) or the Author(s) of the Font

Software shall not be used to promote, endorse or advertise any

Modified Version, except to acknowledge the contribution(s) of the

Copyright Holder(s) and the Author(s) or with their explicit written

5) The Font Software, modified or unmodified, in part or in whole,

must be distributed entirely under this license, and must not be

distributed under any other license. The requirement for fonts to

remain under this license does not apply to any document created

using the Font Software.

TERMINATION

This license becomes null and void if any of the above conditions are not met.

DISCLAIMER

THE FONT SOFTWARE IS PROVIDED "AS IS", WITHOUT WARRANTY OF ANY KIND, EXPRESS OR IMPLIED, INCLUDING BUT NOT LIMITED TO ANY WARRANTIES OF MERCHANTABILITY, FITNESS FOR A PARTICULAR PURPOSE AND NONINFRINGEMENT OF COPYRIGHT, PATENT, TRADEMARK, OR OTHER RIGHT. IN NO EVENT SHALL THE COPYRIGHT HOLDER BE LIABLE FOR ANY CLAIM, DAMAGES OR OTHER LIABILITY, INCLUDING ANY GENERAL, SPECIAL, INDIRECT, INCIDENTAL, OR CONSEQUENTIAL DAMAGES, WHETHER IN AN ACTION OF CONTRACT, TORT OR OTHERWISE, ARISING FROM, OUT OF THE USE OR INABILITY TO USE THE FONT SOFTWARE OR FROM OTHER DEALINGS IN THE FONT SOFTWARE.

Mini-XML

URL: <http://www.msweet.org/projects.php?Z3>

Mini-XML License

The Mini-XML library and included programs are provided under the terms of the GNU Library General Public License version 2 (LGPL2) with the following exceptions:

If you link the application to a modified version of Mini-XML, then the changes to Mini-XML must be provided under the terms of the LGPL2 in sections 1, 2, and 4.

GNU LIBRARY GENERAL PUBLIC LICENSE

Version 2, June 1991

Copyright (C) 1991 Free Software Foundation, Inc.

59 Temple Place - Suite 330, Boston, MA 02111-1307, USA

Everyone is permitted to copy and distribute verbatim copies of this license document, but changing it is not allowed.

[This is the first released version of the library GPL. It

is numbered 2 because it goes with version 2 of the ordinary GPL.]

Preamble

The licenses for most software are designed to take away your freedom to share and change it. By contrast, the GNU General Public Licenses are intended to guarantee your freedom to share and change free software--to make sure the software is free for all its users.

This license, the Library General Public License, applies to some specially designated Free Software Foundation software, and to any other libraries whose authors decide to use it. You can use it for your libraries, too.

When we speak of free software, we are referring to freedom, not price. Our General Public Licenses are designed to make sure that you have the freedom to distribute copies of free software (and charge for this service if you wish), that you receive source code or can get it if you want it, that you can change the software or use pieces of it in new free programs; and that you know you can do these things.

To protect your rights, we need to make restrictions that forbid anyone to deny you these rights or to ask you to surrender the rights. These restrictions translate to certain responsibilities for you if you distribute copies of the library, or if you modify it.

For example, if you distribute copies of the library, whether gratis or for a fee, you must give the recipients all the rights that we gave you. You must make sure that they, too, receive or can get the source code. If you link a program with the library, you must provide complete object files to the recipients so that they can relink them with the library, after making changes to the library and recompiling it. And you must show them these terms so they know their rights.

Our method of protecting your rights has two steps: (1) copyright the library, and (2) offer you this license which gives you legal permission to copy, distribute and/or modify the library.

Also, for each distributor's protection, we want to make certain that everyone understands that there is no warranty for this free library. If the library is modified by someone else and passed on, we want its recipients to know that what they have is not the original version, so that any problems introduced by others will not reflect on the original authors' reputations.

Finally, any free program is threatened constantly by software patents. We wish to avoid the danger that companies distributing free software will individually obtain patent licenses, thus in effect transforming the program into proprietary software. To prevent this, we

have made it clear that any patent must be licensed for everyone's free use or not licensed at all.

Most GNU software, including some libraries, is covered by the ordinary GNU General Public License, which was designed for utility programs. This license, the GNU Library General Public License, applies to certain designated libraries. This license is quite different from the ordinary one; be sure to read it in full, and don't assume that anything in it is the same as in the ordinary license.

The reason we have a separate public license for some libraries is that they blur the distinction we usually make between modifying or adding to a program and simply using it. Linking a program with a library, without changing the library, is in some sense simply using the library, and is analogous to running a utility program or application program. However, in a textual and legal sense, the linked executable is a combined work, a derivative of the original library, and the ordinary General Public License treats it as such.

Because of this blurred distinction, using the ordinary General Public License for libraries did not effectively promote software sharing, because most developers did not use the libraries. We concluded that weaker conditions might promote sharing better.

However, unrestricted linking of non-free programs would deprive the users of those programs of all benefit from the free status of the libraries themselves. This Library General Public License is intended to permit developers of non-free programs to use free libraries, while preserving your freedom as a user of such programs to change the free libraries that are incorporated in them. (We have not seen how to achieve this as regards changes in header files, but we have achieved it as regards changes in the actual functions of the Library.) The hope is that this will lead to faster development of free libraries.

The precise terms and conditions for copying, distribution and modification follow. Pay close attention to the difference between a "work based on the library" and a "work that uses the library". The former contains code derived from the library, while the latter only works together with the library.

Note that it is possible for a library to be covered by the ordinary General Public License rather than by this special one.

TERMS AND CONDITIONS FOR COPYING, DISTRIBUTION AND MODIFICATION

A "library" means a collection of software functions and/or data prepared so as to be conveniently linked with application programs (which use some of those functions and data) to form executables.

The "Library", below, refers to any such software

library or work which has been distributed under these terms. A "work based on the Library" means either the Library or any derivative work under copyright law: that is to say, a work containing the Library or a portion of it, either verbatim or with modifications and/or translated straightforwardly into another language. (Hereinafter, translation is included without limitation in the term "modification".)

"Source code" for a work means the preferred form of the work for making modifications to it. For a library, complete source code means all the source code for all modules it contains, plus any associated interface definition files, plus the scripts used to control compilation and installation of the library.

Activities other than copying, distribution and modification are not covered by this License; they are outside its scope. The act of running a program using the Library is not restricted, and output from such a program is covered only if its contents constitute a work based on the Library (independent of the use of the Library in a tool for writing it). Whether that is true depends on what the Library does and what the program that uses the Library does.

You may charge a fee for the physical act of transferring a copy, and you may at your option offer warranty protection in exchange for a fee.

- a) The modified work must itself be a software library.
- b) You must cause the files modified to carry prominent notices stating that you changed the files and the date of any change.
- c) You must cause the whole of the work to be licensed at no charge to all third parties under the terms of this License.
- d) If a facility in the modified Library refers to a function or a table of data to be supplied by an application program that uses the facility, other than as an argument passed when the facility is invoked, then you must make a good faith effort to ensure that, in the event an application does not supply such function or table, the facility still operates, and performs whatever part of its purpose remains meaningful.

(For example, a function in a library to compute square roots has a purpose that is entirely well-defined independent of the application. Therefore, Subsection 2d requires that any application-supplied function or table used by this function must be optional: if the application does not supply it, the square root function must still compute square roots.)

These requirements apply to the modified work as a whole. If identifiable sections of that work are not derived from the Library, and can be reasonably considered independent and separate works in themselves, then this License, and its terms, do not apply to those sections when you distribute them as separate works. But when you distribute the same

sections as part of a whole which is a work based on the Library, the distribution of the whole must be on the terms of this License, whose permissions for other licensees extend to the entire whole, and thus to each and every part regardless of who wrote it.

Thus, it is not the intent of this section to claim rights or contest your rights to work written entirely by you; rather, the intent is to exercise the right to control the distribution of derivative or collective works based on the Library.

In addition, mere aggregation of another work not based on the Library with the Library (or with a work based on the Library) on a volume of a storage or distribution medium does not bring the other work under the scope of this License.

Once this change is made in a given copy, it is irreversible for that copy, so the ordinary GNU General Public License applies to all subsequent copies and derivative works made from that copy.

This option is useful when you wish to copy part of the code of the Library into a program that is not a library.

If distribution of object code is made by offering access to copy from a designated place, then offering equivalent access to copy the source code from the same place satisfies the requirement to distribute the source code, even though third parties are not compelled to copy the source along with the object code.

However, linking a "work that uses the Library" with the Library creates an executable that is a derivative of the Library (because it contains portions of the Library), rather than a "work that uses the library". The executable is therefore covered by this License. Section 6 states terms for distribution of such executables.

When a "work that uses the Library" uses material from a header file that is part of the Library, the object code for the work may be a derivative work of the Library even though the source code is not. Whether this is true is especially significant if the work can be linked without the Library, or if the work is itself a library. The threshold for this to be true is not precisely defined by law.

If such an object file uses only numerical parameters, data structure layouts and accessors, and small macros and small inline functions (ten lines or less in length), then the use of the object file is unrestricted, regardless of whether it is legally a derivative work. (Executables containing this object code plus portions of the Library will still fall under Section 6.)

Otherwise, if the work is a derivative of the Library, you may distribute the object code for the work under the terms of Section 6. Any executables containing that work also fall under Section 6, whether or not they are linked directly with the Library itself.

You must give prominent notice with each copy of the work that the Library is used in it and that the Library and its use are covered by this License. You must supply a copy of this License. If the work during execution displays copyright notices, you must include the copyright notice for the Library among them, as well as a reference directing the user to the copy of this License. Also, you must do one of these things:

a) Accompany the work with the complete corresponding machine-readable source code for the Library including whatever changes were used in the work (which must be distributed under Sections 1 and 2 above); and, if the work is an executable linked with the Library, with the complete machine-readable "work that uses the Library", as object code and/or source code, so that the user can modify the Library and then relink to produce a modified executable containing the modified Library. (It is understood that the user who changes the contents of definitions files in the Library will not necessarily be able to recompile the application to use the modified definitions.)

b) Accompany the work with a written offer, valid for at least three years, to give the same user the materials specified in Subsection 6a, above, for a charge no more than the cost of performing this distribution.

c) If distribution of the work is made by offering access to copy from a designated place, offer equivalent access to copy the above specified materials from the same place.

d) Verify that the user has already received a copy of these materials or that you have already sent this user a copy.

For an executable, the required form of the "work that uses the Library" must include any data and utility programs needed for reproducing the executable from it. However, as a special exception, the source code distributed need not include anything that is normally distributed (in either source or binary form) with the major components (compiler, kernel, and so on) of the operating system on which the executable runs, unless that component itself accompanies the executable.

It may happen that this requirement contradicts the license restrictions of other proprietary libraries that do not normally accompany the operating system. Such a contradiction means you cannot use both them and the Library together in an executable that you distribute.

a) Accompany the combined library with a copy of the same work based on the Library, uncombined with any other library facilities. This must be distributed under the terms of the Sections above.

b) Give prominent notice with the combined library of the fact that part of it is a work based on the Library,

and explaining where to find the accompanying uncombined form of the same work.

If any portion of this section is held invalid or unenforceable under any particular circumstance, the balance of the section is intended to apply, and the section as a whole is intended to apply in other circumstances.

It is not the purpose of this section to induce you to infringe any patents or other property right claims or to contest validity of any such claims; this section has the sole purpose of protecting the integrity of the free software distribution system which is implemented by public license practices. Many people have made generous contributions to the wide range of software distributed through that system in reliance on consistent application of that system; it is up to the author/donor to decide if he or she is willing to distribute software through any other system and a licensee cannot impose that choice.

This section is intended to make thoroughly clear what is believed to be a consequence of the rest of this License.

Each version is given a distinguishing version number. If the Library specifies a version number of this License which applies to it and "any later version", you have the option of following the terms and conditions either of that version or of any later version published by the Free Software Foundation. If the Library does not specify a license version number, you may choose any version ever published by the Free Software Foundation.

NO WARRANTY

END OF TERMS AND CONDITIONS

How to Apply These Terms to Your New Libraries

If you develop a new library, and you want it to be of the greatest possible use to the public, we recommend making it free software that everyone can redistribute and change. You can do so by permitting redistribution under these terms (or, alternatively, under the terms of the ordinary General Public License).

To apply these terms, attach the following notices to the library. It is safest to attach them to the start of each source file to most effectively convey the exclusion of warranty; and each file should have at least the "copyright" line and a pointer to where the full notice is found.

one line to give the library's name and an idea of what it does.

Copyright (C) year name of author

This library is free software; you can redistribute it

and/or modify it under the terms of the GNU Lesser General Public License as published by the Free Software Foundation; either version 2.1 of the License, or (at your option) any later version.

This library is distributed in the hope that it will be useful, but WITHOUT ANY WARRANTY; without even the implied warranty of MERCHANTABILITY or FITNESS FOR A PARTICULAR PURPOSE. See the GNU Lesser General Public License for more details.

You should have received a copy of the GNU Lesser General Public License along with this library; if not, write to the Free Software Foundation, Inc., 59 Temple Place, Suite 330, Boston, MA 02111-1307 USA

Also add information on how to contact you by electronic and paper mail.

You should also get your employer (if you work as a programmer) or your school, if any, to sign a "copyright disclaimer" for the library, if necessary. Here is a sample; alter the names:

Yoyodyne, Inc., hereby disclaims all copyright interest in the library 'Frob' (a library for tweaking knobs) written by James Random Hacker.

signature of Ty Coon, 1 April 1990 Ty Coon, President of Vice

That's all there is to it!

Boost

URL: <http://www.boost.org/>

Boost Software License - Version 1.0 - August 17th, 2003

Permission is hereby granted, free of charge, to any person or organization

obtaining a copy of the software and accompanying documentation covered by

this license (the "Software") to use, reproduce, display, distribute,

execute, and transmit the Software, and to prepare derivative works of the

Software, and to permit third-parties to whom the Software is furnished to

do so, all subject to the following:

The copyright notices in the Software and this entire statement, including

the above license grant, this restriction and the following disclaimer,

must be included in all copies of the Software, in whole or in part, and

all derivative works of the Software, unless such copies or derivative works are solely in the form of machine-executable object code generated by a source language processor.

THE SOFTWARE IS PROVIDED "AS IS", WITHOUT WARRANTY OF ANY KIND, EXPRESS OR IMPLIED, INCLUDING BUT NOT LIMITED TO THE WARRANTIES OF MERCHANTABILITY, FITNESS FOR A PARTICULAR PURPOSE, TITLE AND NON-INFRINGEMENT. IN NO EVENT SHALL THE COPYRIGHT HOLDERS OR ANYONE DISTRIBUTING THE SOFTWARE BE LIABLE FOR ANY DAMAGES OR OTHER LIABILITY, WHETHER IN CONTRACT, TORT OR OTHERWISE, ARISING FROM, OUT OF OR IN CONNECTION WITH THE SOFTWARE OR THE USE OR OTHER DEALINGS IN THE SOFTWARE.

libcurl

URL: <http://curl.haxx.se/>

COPYRIGHT AND PERMISSION NOTICE

Copyright (c) 1996 - 2014, Daniel Stenberg, <daniel@haxx.se>.

All rights reserved.

Permission to use, copy, modify, and distribute this software for any purpose

with or without fee is hereby granted, provided that the above copyright

notice and this permission notice appear in all copies.

THE SOFTWARE IS PROVIDED "AS IS", WITHOUT WARRANTY OF ANY KIND, EXPRESS OR

IMPLIED, INCLUDING BUT NOT LIMITED TO THE WARRANTIES OF MERCHANTABILITY,

FITNESS FOR A PARTICULAR PURPOSE AND NON-INFRINGEMENT OF THIRD PARTY RIGHTS. IN

NO EVENT SHALL THE AUTHORS OR COPYRIGHT HOLDERS BE LIABLE FOR ANY CLAIM,

DAMAGES OR OTHER LIABILITY, WHETHER IN AN ACTION OF CONTRACT, TORT OR

OTHERWISE, ARISING FROM, OUT OF OR IN CONNECTION WITH THE SOFTWARE OR THE USE

OR OTHER DEALINGS IN THE SOFTWARE.

Except as contained in this notice, the name of a copyright holder shall not

be used in advertising or otherwise to promote the

sale, use or other dealings

in this Software without prior written authorization of the copyright holder.

libcurl - lib/krb5.c

URL:

https://github.com/bagder/curl/blob/master/lib/krb5_c

/* GSSAPI/krb5 support for FTP - loosely based on old krb4.c

*

* Copyright (c) 1995, 1996, 1997, 1998, 1999, 2013 Kungliga Tekniska Högskolan

* (Royal Institute of Technology, Stockholm, Sweden).

* Copyright (c) 2004 - 2012 Daniel Stenberg

* All rights reserved.

*

* Redistribution and use in source and binary forms, with or without

* modification, are permitted provided that the following conditions

* are met:

*

* 1. Redistributions of source code must retain the above copyright

* notice, this list of conditions and the following disclaimer.

*

* 2. Redistributions in binary form must reproduce the above copyright

* notice, this list of conditions and the following disclaimer in the

* documentation and/or other materials provided with the distribution.

*

* 3. Neither the name of the Institute nor the names of its contributors

* may be used to endorse or promote products derived from this software

* without specific prior written permission.

*

* THIS SOFTWARE IS PROVIDED BY THE INSTITUTE AND CONTRIBUTORS "AS IS" AND

* ANY EXPRESS OR IMPLIED WARRANTIES, INCLUDING, BUT NOT LIMITED TO, THE

* IMPLIED WARRANTIES OF MERCHANTABILITY

AND FITNESS FOR A PARTICULAR PURPOSE

- * ARE DISCLAIMED. IN NO EVENT SHALL THE INSTITUTE OR CONTRIBUTORS BE LIABLE
- * FOR ANY DIRECT, INDIRECT, INCIDENTAL, SPECIAL, EXEMPLARY, OR CONSEQUENTIAL
- * DAMAGES (INCLUDING, BUT NOT LIMITED TO, PROCUREMENT OF SUBSTITUTE GOODS
- * OR SERVICES; LOSS OF USE, DATA, OR PROFITS; OR BUSINESS INTERRUPTION)
- * HOWEVER CAUSED AND ON ANY THEORY OF LIABILITY, WHETHER IN CONTRACT, STRICT
- * LIABILITY, OR TORT (INCLUDING NEGLIGENCE OR OTHERWISE) ARISING IN ANY WAY
- * OUT OF THE USE OF THIS SOFTWARE, EVEN IF ADVISED OF THE POSSIBILITY OF
- * SUCH DAMAGE. */

libcurl - lib/security.c

URL:

<https://github.com/bagder/curl/blob/master/lib/security.c>

/* This source code was modified by Martin Hedenfalk <mhe@stacken.kth.se> for

* use in Curl. His latest changes were done 2000-09-18.

*

* It has since been patched and modified a lot by Daniel Stenberg

* <daniel@haxx.se> to make it better applied to curl conditions, and to make

* it not use globals, pollute name space and more. This source code awaits a

* rewrite to work around the paragraph 2 in the BSD licenses as explained

* below.

*

* Copyright (c) 1998, 1999, 2013 Kungliga Tekniska Högskolan

* (Royal Institute of Technology, Stockholm, Sweden).

*

* Copyright (C) 2001 - 2013, Daniel Stenberg, <daniel@haxx.se>, et al.

*

* All rights reserved.

*

* Redistribution and use in source and binary forms, with or without

* modification, are permitted provided that the following conditions

* are met:

*

* 1. Redistributions of source code must retain the above copyright

* notice, this list of conditions and the following disclaimer.

*

* 2. Redistributions in binary form must reproduce the above copyright

* notice, this list of conditions and the following disclaimer in the

* documentation and/or other materials provided with the distribution.

*

* 3. Neither the name of the Institute nor the names of its contributors

* may be used to endorse or promote products derived from this software

* without specific prior written permission.

*

* THIS SOFTWARE IS PROVIDED BY THE INSTITUTE AND CONTRIBUTORS "AS IS" AND

* ANY EXPRESS OR IMPLIED WARRANTIES, INCLUDING, BUT NOT LIMITED TO, THE

* IMPLIED WARRANTIES OF MERCHANTABILITY AND FITNESS FOR A PARTICULAR PURPOSE

* ARE DISCLAIMED. IN NO EVENT SHALL THE INSTITUTE OR CONTRIBUTORS BE LIABLE

* FOR ANY DIRECT, INDIRECT, INCIDENTAL, SPECIAL, EXEMPLARY, OR CONSEQUENTIAL

* DAMAGES (INCLUDING, BUT NOT LIMITED TO, PROCUREMENT OF SUBSTITUTE GOODS

* OR SERVICES; LOSS OF USE, DATA, OR PROFITS; OR BUSINESS INTERRUPTION)

* HOWEVER CAUSED AND ON ANY THEORY OF LIABILITY, WHETHER IN CONTRACT, STRICT

* LIABILITY, OR TORT (INCLUDING NEGLIGENCE OR OTHERWISE) ARISING IN ANY WAY

* OUT OF THE USE OF THIS SOFTWARE, EVEN IF ADVISED OF THE POSSIBILITY OF

* SUCH DAMAGE. */

David M. Gay's floating point routines

URL: <http://www.netlib.org/fp/>

```
/******  
*****  
*  
* The author of this software is David M. Gay.  
*  
* Copyright (c) 1991, 2000, 2001 by Lucent  
Technologies.  
*  
* Permission to use, copy, modify, and distribute this  
software for any  
* purpose without fee is hereby granted, provided  
that this entire notice  
* is included in all copies of any software which is or  
includes a copy  
* or modification of this software and in all copies of  
the supporting  
* documentation for such software.  
*  
* THIS SOFTWARE IS BEING PROVIDED "AS IS",  
WITHOUT ANY EXPRESS OR IMPLIED  
* WARRANTY. IN PARTICULAR, NEITHER THE  
AUTHOR NOR LUCENT MAKES ANY  
* REPRESENTATION OR WARRANTY OF ANY KIND  
CONCERNING THE MERCHANTABILITY  
* OF THIS SOFTWARE OR ITS FITNESS FOR ANY  
PARTICULAR PURPOSE.  
*  
*****/  
*/
```

dynamic annotations

URL: <http://code.google.com/p/data-race-test/wiki/DynamicAnnotations>

```
/* Copyright (c) 2008-2009, Google Inc.  
* All rights reserved.  
*  
* Redistribution and use in source and binary forms,  
with or without  
* modification, are permitted provided that the  
following conditions are  
* met:  
*  
* * Redistributions of source code must retain  
the above copyright  
* notice, this list of conditions and the following
```

disclaimer.

```
* * Neither the name of Google Inc. nor the  
names of its  
* contributors may be used to endorse or promote  
products derived from  
* this software without specific prior written  
permission.  
*  
* THIS SOFTWARE IS PROVIDED BY THE  
COPYRIGHT HOLDERS AND CONTRIBUTORS  
* "AS IS" AND ANY EXPRESS OR IMPLIED  
WARRANTIES, INCLUDING, BUT NOT  
* LIMITED TO, THE IMPLIED WARRANTIES OF  
MERCHANTABILITY AND FITNESS FOR  
* A PARTICULAR PURPOSE ARE DISCLAIMED. IN  
NO EVENT SHALL THE COPYRIGHT  
* OWNER OR CONTRIBUTORS BE LIABLE FOR ANY  
DIRECT, INDIRECT, INCIDENTAL,  
* SPECIAL, EXEMPLARY, OR CONSEQUENTIAL  
DAMAGES (INCLUDING, BUT NOT  
* LIMITED TO, PROCUREMENT OF SUBSTITUTE  
GOODS OR SERVICES; LOSS OF USE,  
* DATA, OR PROFITS; OR BUSINESS  
INTERRUPTION) HOWEVER CAUSED AND ON ANY  
* THEORY OF LIABILITY, WHETHER IN CONTRACT,  
STRICT LIABILITY, OR TORT  
* (INCLUDING NEGLIGENCE OR OTHERWISE)  
ARISING IN ANY WAY OUT OF THE USE  
* OF THIS SOFTWARE, EVEN IF ADVISED OF THE  
POSSIBILITY OF SUCH DAMAGE.  
*  
* ---  
* Author: Kostya Serebryany  
*/
```

libevent

URL: <http://libevent.org/>

Libevent is available for use under the following
license, commonly known
as the 3-clause (or "modified") BSD license:

```
=====  
Copyright (c) 2000-2007 Niels Provos  
<provos@citi.umich.edu>  
Copyright (c) 2007-2010 Niels Provos and Nick  
Mathewson
```


Redistribution and use in source and binary forms, with or without

modification, are permitted provided that the following conditions

are met:

notice, this list of conditions and the following disclaimer.

notice, this list of conditions and the following disclaimer in the

documentation and/or other materials provided with the distribution.

derived from this software without specific prior written permission.

THIS SOFTWARE IS PROVIDED BY THE AUTHOR "AS IS" AND ANY EXPRESS OR

IMPLIED WARRANTIES, INCLUDING, BUT NOT LIMITED TO, THE IMPLIED WARRANTIES

OF MERCHANTABILITY AND FITNESS FOR A PARTICULAR PURPOSE ARE DISCLAIMED.

IN NO EVENT SHALL THE AUTHOR BE LIABLE FOR ANY DIRECT, INDIRECT,

INCIDENTAL, SPECIAL, EXEMPLARY, OR CONSEQUENTIAL DAMAGES (INCLUDING, BUT

NOT LIMITED TO, PROCUREMENT OF SUBSTITUTE GOODS OR SERVICES; LOSS OF USE,

DATA, OR PROFITS; OR BUSINESS INTERRUPTION) HOWEVER CAUSED AND ON ANY

THEORY OF LIABILITY, WHETHER IN CONTRACT, STRICT LIABILITY, OR TORT

(INCLUDING NEGLIGENCE OR OTHERWISE) ARISING IN ANY WAY OUT OF THE USE OF

THIS SOFTWARE, EVEN IF ADVISED OF THE POSSIBILITY OF SUCH DAMAGE.

=====

Portions of Libevent are based on works by others, also made available by

them under the three-clause BSD license above. The copyright notices are

available in the corresponding source files; the license is as above. Here's

a list:

Copyright (c) 2000 Dug Song
<dugsong@monkey.org>

Copyright (c) 1993 The Regents of the University of California.

Copyright (c) 1998 Todd C. Miller
<Todd.Miller@courtesan.com>

Copyright (c) 2003 Michael A. Davis
<mike@datanerds.net>

Copyright (c) 2007 Sun Microsystems

Copyright (c) 2006 Maxim Yegorushkin
<maxim.yegorushkin@gmail.com>

Copyright 2002 Niels Provos
<provos@citi.umich.edu>

Netscape Portable Runtime (NSPR)

URL: <http://www.mozilla.org/projects/nspr/>

/* ***** BEGIN LICENSE BLOCK *****

* Version: MPL 1.1/GPL 2.0/LGPL 2.1

*

* The contents of this file are subject to the Mozilla Public License Version

* 1.1 (the "License"); you may not use this file except in compliance with

* the License. You may obtain a copy of the License at

* <http://www.mozilla.org/MPL/>

*

* Software distributed under the License is distributed on an "AS IS" basis,

* WITHOUT WARRANTY OF ANY KIND, either express or implied. See the License

* for the specific language governing rights and limitations under the

* License.

*

* The Original Code is the Netscape Portable Runtime (NSPR).

*

* The Initial Developer of the Original Code is

* Netscape Communications Corporation.

* Portions created by the Initial Developer are Copyright (C) 1998-2000

* the Initial Developer. All Rights Reserved.

*

* Contributor(s):

*

* Alternatively, the contents of this file may be used under the terms of

* either the GNU General Public License Version 2 or later (the "GPL"), or

* the GNU Lesser General Public License Version 2.1 or later (the "LGPL"),

* in which case the provisions of the GPL or the LGPL are applicable instead

* of those above. If you wish to allow use of your version of this file only

* under the terms of either the GPL or the LGPL, and not to allow others to

* use your version of this file under the terms of the MPL, indicate your

* decision by deleting the provisions above and replace them with the notice

* and other provisions required by the GPL or the LGPL. If you do not delete

* the provisions above, a recipient may use your version of this file under

* the terms of any one of the MPL, the GPL or the LGPL.

*

* ***** END LICENSE BLOCK ***** */

Paul Hsieh's SuperFastHash

URL:

<http://www.azillionmonkeys.com/qed/hash.html>

Paul Hsieh OLD BSD license

Copyright (c) 2010, Paul Hsieh

All rights reserved.

Redistribution and use in source and binary forms, with or without modification,

are permitted provided that the following conditions are met:

* Redistributions of source code must retain the above copyright notice, this

list of conditions and the following disclaimer.

* Redistributions in binary form must reproduce the above copyright notice, this

list of conditions and the following disclaimer in the documentation and/or

other materials provided with the distribution.

* Neither my name, Paul Hsieh, nor the names of any other contributors to the

code use may not be used to endorse or promote products derived from this

software without specific prior written permission.

THIS SOFTWARE IS PROVIDED BY THE COPYRIGHT HOLDERS AND CONTRIBUTORS "AS IS" AND

ANY EXPRESS OR IMPLIED WARRANTIES, INCLUDING, BUT NOT LIMITED TO, THE IMPLIED

WARRANTIES OF MERCHANTABILITY AND FITNESS FOR A PARTICULAR PURPOSE ARE

ANY DIRECT, INDIRECT, INCIDENTAL, SPECIAL, EXEMPLARY, OR CONSEQUENTIAL DAMAGES

(INCLUDING, BUT NOT LIMITED TO, PROCUREMENT OF SUBSTITUTE GOODS OR SERVICES;

LOSS OF USE, DATA, OR PROFITS; OR BUSINESS INTERRUPTION) HOWEVER CAUSED AND ON

ANY THEORY OF LIABILITY, WHETHER IN CONTRACT, STRICT LIABILITY, OR TORT

(INCLUDING NEGLIGENCE OR OTHERWISE) ARISING IN ANY WAY OUT OF THE USE OF THIS

SOFTWARE, EVEN IF ADVISED OF THE POSSIBILITY OF SUCH DAMAGE.

google-glog's symbolization library

URL: <https://github.com/google/glog>

Copyright (c) 2006, Google Inc.

All rights reserved.

Redistribution and use in source and binary forms, with or without modification, are permitted provided that the following conditions are met:

* Redistributions of source code must retain the above copyright notice, this list of conditions and the following disclaimer.

* Redistributions in binary form must reproduce the above copyright notice, this list of conditions and the following disclaimer in the documentation and/or other materials provided with the distribution.

* Neither the name of Google Inc. nor the names of its contributors may be used to endorse or promote products derived from this software without specific prior written permission.

THIS SOFTWARE IS PROVIDED BY THE COPYRIGHT HOLDERS AND CONTRIBUTORS

"AS IS" AND ANY EXPRESS OR IMPLIED WARRANTIES, INCLUDING, BUT NOT

LIMITED TO, THE IMPLIED WARRANTIES OF MERCHANTABILITY AND FITNESS FOR

A PARTICULAR PURPOSE ARE DISCLAIMED. IN NO EVENT SHALL THE COPYRIGHT

OWNER OR CONTRIBUTORS BE LIABLE FOR ANY DIRECT, INDIRECT, INCIDENTAL,

SPECIAL, EXEMPLARY, OR CONSEQUENTIAL

DAMAGES (INCLUDING, BUT NOT LIMITED TO, PROCUREMENT OF SUBSTITUTE GOODS OR SERVICES; LOSS OF USE, DATA, OR PROFITS; OR BUSINESS INTERRUPTION) HOWEVER CAUSED AND ON ANY THEORY OF LIABILITY, WHETHER IN CONTRACT, STRICT LIABILITY, OR TORT (INCLUDING NEGLIGENCE OR OTHERWISE) ARISING IN ANY WAY OUT OF THE USE OF THIS SOFTWARE, EVEN IF ADVISED OF THE POSSIBILITY OF SUCH DAMAGE.

valgrind

URL: <http://valgrind.org>

Notice that the following BSD-style license applies to the Valgrind header

files used by Chromium (valgrind.h and memcheck.h). However, the rest of

Valgrind is licensed under the terms of the GNU General Public License,

version 2, unless otherwise indicated.

Copyright (C) 2000-2008 Julian Seward. All rights reserved.

Redistribution and use in source and binary forms, with or without

modification, are permitted provided that the following conditions

are met:

1. Redistributions of source code must retain the above copyright

notice, this list of conditions and the following disclaimer.

2. The origin of this software must not be misrepresented; you must

not claim that you wrote the original software. If you use this

software in a product, an acknowledgment in the product

documentation would be appreciated but is not required.

3. Altered source versions must be plainly marked

as such, and must

not be misrepresented as being the original software.

4. The name of the author may not be used to endorse or promote

products derived from this software without specific prior written

permission.

THIS SOFTWARE IS PROVIDED BY THE AUTHOR "AS IS" AND ANY EXPRESS

OR IMPLIED WARRANTIES, INCLUDING, BUT NOT LIMITED TO, THE IMPLIED

WARRANTIES OF MERCHANTABILITY AND FITNESS FOR A PARTICULAR PURPOSE

ARE DISCLAIMED. IN NO EVENT SHALL THE AUTHOR BE LIABLE FOR ANY

DIRECT, INDIRECT, INCIDENTAL, SPECIAL, EXEMPLARY, OR CONSEQUENTIAL

DAMAGES (INCLUDING, BUT NOT LIMITED TO, PROCUREMENT OF SUBSTITUTE

GOODS OR SERVICES; LOSS OF USE, DATA, OR PROFITS; OR BUSINESS

INTERRUPTION) HOWEVER CAUSED AND ON ANY THEORY OF LIABILITY,

WHETHER IN CONTRACT, STRICT LIABILITY, OR TORT (INCLUDING

NEGLIGENCE OR OTHERWISE) ARISING IN ANY WAY OUT OF THE USE OF THIS

SOFTWARE, EVEN IF ADVISED OF THE POSSIBILITY OF SUCH DAMAGE.

Mozilla Personal Security Manager

URL: <http://mxr.mozilla.org/mozilla-central/source/security/manager/>

/* ***** BEGIN LICENSE BLOCK *****

* Version: MPL 1.1/GPL 2.0/LGPL 2.1

*

* The contents of this file are subject to the Mozilla Public License Version

* 1.1 (the "License"); you may not use this file except in compliance with

* the License. You may obtain a copy of the License at

* <http://www.mozilla.org/MPL/>

*

* Software distributed under the License is distributed on an "AS IS" basis,

* WITHOUT WARRANTY OF ANY KIND, either express or implied. See the License

* for the specific language governing rights and limitations under the

* License.

*

* The Original Code is the Netscape security libraries.

*

* The Initial Developer of the Original Code is

* Netscape Communications Corporation.

* Portions created by the Initial Developer are Copyright (C) 2000

* the Initial Developer. All Rights Reserved.

*

* Contributor(s):

*

* Alternatively, the contents of this file may be used under the terms of

* either the GNU General Public License Version 2 or later (the "GPL"), or

* the GNU Lesser General Public License Version 2.1 or later (the "LGPL"),

* in which case the provisions of the GPL or the LGPL are applicable instead

* of those above. If you wish to allow use of your version of this file only

* under the terms of either the GPL or the LGPL, and not to allow others to

* use your version of this file under the terms of the MPL, indicate your

* decision by deleting the provisions above and replace them with the notice

* and other provisions required by the GPL or the LGPL. If you do not delete

* the provisions above, a recipient may use your version of this file under

* the terms of any one of the MPL, the GPL or the LGPL.

*

* ***** END LICENSE BLOCK ***** */

Network Security Services (NSS)

URL:

<http://www.mozilla.org/projects/security/pki/nss/>

```
/* ***** BEGIN LICENSE BLOCK *****
 * Version: MPL 1.1/GPL 2.0/LGPL 2.1
 *
 * The contents of this file are subject to the Mozilla
 * Public License Version
 * 1.1 (the "License"); you may not use this file except
 * in compliance with
 * the License. You may obtain a copy of the License
 * at
 * http://www.mozilla.org/MPL/
 *
 * Software distributed under the License is
 * distributed on an "AS IS" basis,
 * WITHOUT WARRANTY OF ANY KIND, either
 * express or implied. See the License
 * for the specific language governing rights and
 * limitations under the
 * License.
 *
 * The Original Code is the Netscape security libraries.
 *
 * The Initial Developer of the Original Code is
 * Netscape Communications Corporation.
 * Portions created by the Initial Developer are
 * Copyright (C) 1994-2000
 * the Initial Developer. All Rights Reserved.
 *
 * Contributor(s):
 *
 * Alternatively, the contents of this file may be used
 * under the terms of
 * either the GNU General Public License Version 2 or
 * later (the "GPL"), or
 * the GNU Lesser General Public License Version 2.1
 * or later (the "LGPL"),
 * in which case the provisions of the GPL or the
 * LGPL are applicable instead
 * of those above. If you wish to allow use of your
 * version of this file only
 * under the terms of either the GPL or the LGPL, and
 * not to allow others to
 * use your version of this file under the terms of the
 * MPL, indicate your
 * decision by deleting the provisions above and
 * replace them with the notice
```

* and other provisions required by the GPL or the LGPL. If you do not delete

* the provisions above, a recipient may use your version of this file under

* the terms of any one of the MPL, the GPL or the LGPL.

*

* ***** END LICENSE BLOCK ***** */

open-vcdiff

URL: <https://github.com/google/open-vcdiff>

Almost Native Graphics Layer Engine

URL: <http://code.google.com/p/angleproject/>

Copyright (C) 2002-2013 The ANGLE Project Authors.

All rights reserved.

Redistribution and use in source and binary forms, with or without modification, are permitted provided that the following conditions are met:

Redistributions of source code must retain the above copyright notice, this list of conditions and the following disclaimer.

Redistributions in binary form must reproduce the above copyright notice, this list of conditions and the following disclaimer in the documentation and/or other materials provided with the distribution.

Neither the name of TransGaming Inc., Google Inc., 3DLabs Inc. Ltd., nor the names of their contributors may be used to endorse or promote products derived from this software without specific prior written permission.

THIS SOFTWARE IS PROVIDED BY THE COPYRIGHT HOLDERS AND CONTRIBUTORS

"AS IS" AND ANY EXPRESS OR IMPLIED WARRANTIES, INCLUDING, BUT NOT

LIMITED TO, THE IMPLIED WARRANTIES OF MERCHANTABILITY AND FITNESS

FOR A PARTICULAR PURPOSE ARE DISCLAIMED. IN NO EVENT SHALL THE

COPYRIGHT OWNER OR CONTRIBUTORS BE LIABLE FOR ANY DIRECT, INDIRECT,

INCIDENTAL, SPECIAL, EXEMPLARY, OR CONSEQUENTIAL DAMAGES (INCLUDING,

BUT NOT LIMITED TO, PROCUREMENT OF SUBSTITUTE GOODS OR SERVICES;

LOSS OF USE, DATA, OR PROFITS; OR BUSINESS INTERRUPTION) HOWEVER

CAUSED AND ON ANY THEORY OF LIABILITY, WHETHER IN CONTRACT, STRICT

LIABILITY, OR TORT (INCLUDING NEGLIGENCE OR OTHERWISE) ARISING IN

ANY WAY OUT OF THE USE OF THIS SOFTWARE, EVEN IF ADVISED OF THE POSSIBILITY OF SUCH DAMAGE.

boringsssl

URL: <https://boringsssl.google.com/boringsssl>

LICENSE ISSUES

=====

The OpenSSL toolkit stays under a dual license, i.e. both the conditions of

the OpenSSL License and the original SSLeay license apply to the toolkit.

See below for the actual license texts. Actually both licenses are BSD-style

Open Source licenses. In case of any license issues related to OpenSSL

please contact openssl-core@openssl.org.

OpenSSL License

/* =====
=====

* Copyright (c) 1998-2011 The OpenSSL Project. All rights reserved.

*

* Redistribution and use in source and binary forms, with or without

* modification, are permitted provided that the following conditions

* are met:

*

* 1. Redistributions of source code must retain the above copyright

* notice, this list of conditions and the following disclaimer.

*

* 2. Redistributions in binary form must reproduce the above copyright

* notice, this list of conditions and the following disclaimer in

* the documentation and/or other materials provided with the

* distribution.

*

* 3. All advertising materials mentioning features or use of this

* software must display the following acknowledgment:

* "This product includes software developed by the OpenSSL Project

* for use in the OpenSSL Toolkit. (<http://www.openssl.org/>)"

*

* 4. The names "OpenSSL Toolkit" and "OpenSSL Project" must not be used to

* endorse or promote products derived from this software without

* prior written permission. For written permission, please contact

* openssl-core@openssl.org.

*

* 5. Products derived from this software may not be called "OpenSSL"

* nor may "OpenSSL" appear in their names without prior written

* permission of the OpenSSL Project.

*

* 6. Redistributions of any form whatsoever must retain the following

* acknowledgment:

* "This product includes software developed by the OpenSSL Project

* for use in the OpenSSL Toolkit (<http://www.openssl.org/>)"

*

* THIS SOFTWARE IS PROVIDED BY THE OpenSSL PROJECT ``AS IS'' AND ANY

* EXPRESSED OR IMPLIED WARRANTIES, INCLUDING, BUT NOT LIMITED TO, THE

* IMPLIED WARRANTIES OF MERCHANTABILITY AND FITNESS FOR A PARTICULAR

* PURPOSE ARE DISCLAIMED. IN NO EVENT SHALL THE OpenSSL PROJECT OR

* ITS CONTRIBUTORS BE LIABLE FOR ANY DIRECT, INDIRECT, INCIDENTAL,

* SPECIAL, EXEMPLARY, OR CONSEQUENTIAL DAMAGES (INCLUDING, BUT

* NOT LIMITED TO, PROCUREMENT OF SUBSTITUTE GOODS OR SERVICES;

* LOSS OF USE, DATA, OR PROFITS; OR BUSINESS INTERRUPTION)

* HOWEVER CAUSED AND ON ANY THEORY OF LIABILITY, WHETHER IN CONTRACT,

* STRICT LIABILITY, OR TORT (INCLUDING NEGLIGENCE OR OTHERWISE)

* ARISING IN ANY WAY OUT OF THE USE OF THIS SOFTWARE, EVEN IF ADVISED

* OF THE POSSIBILITY OF SUCH DAMAGE.

* =====

=====

*

* This product includes cryptographic software written by Eric Young

* (eay@cryptsoft.com). This product includes software written by Tim

* Hudson (tjh@cryptsoft.com).

*

*/

Original SSLeay License

/* Copyright (C) 1995-1998 Eric Young (eay@cryptsoft.com)

* All rights reserved.

*

* This package is an SSL implementation written

* by Eric Young (eay@cryptsoft.com).

* The implementation was written so as to conform with Netscapes SSL.

*

* This library is free for commercial and non-commercial use as long as

* the following conditions are aheared to. The following conditions

* apply to all code found in this distribution, be it the RC4, RSA,

* lhash, DES, etc., code; not just the SSL code. The SSL documentation

* included with this distribution is covered by the same copyright terms

* except that the holder is Tim Hudson (tjh@cryptsoft.com).

- * Copyright remains Eric Young's, and as such any Copyright notices in
- * the code are not to be removed.
- * If this package is used in a product, Eric Young should be given attribution
- * as the author of the parts of the library used.
- * This can be in the form of a textual message at program startup or
- * in documentation (online or textual) provided with the package.
- * Redistribution and use in source and binary forms, with or without
- * modification, are permitted provided that the following conditions
- * are met:
- * 1. Redistributions of source code must retain the copyright
- * notice, this list of conditions and the following disclaimer.
- * 2. Redistributions in binary form must reproduce the above copyright
- * notice, this list of conditions and the following disclaimer in the
- * documentation and/or other materials provided with the distribution.
- * 3. All advertising materials mentioning features or use of this software
- * must display the following acknowledgement:
- * "This product includes cryptographic software written by
- * Eric Young (eay@cryptsoft.com)"
- * The word 'cryptographic' can be left out if the routines from the library
- * being used are not cryptographic related :-).
- * 4. If you include any Windows specific code (or a derivative thereof) from
- * the apps directory (application code) you must include an acknowledgement:
- * "This product includes software written by Tim Hudson (tjh@cryptsoft.com)"
- * THIS SOFTWARE IS PROVIDED BY ERIC YOUNG ``AS IS'' AND
- * ANY EXPRESS OR IMPLIED WARRANTIES, INCLUDING, BUT NOT LIMITED TO, THE

- * IMPLIED WARRANTIES OF MERCHANTABILITY AND FITNESS FOR A PARTICULAR PURPOSE
- * ARE DISCLAIMED. IN NO EVENT SHALL THE AUTHOR OR CONTRIBUTORS BE LIABLE
- * FOR ANY DIRECT, INDIRECT, INCIDENTAL, SPECIAL, EXEMPLARY, OR CONSEQUENTIAL
- * DAMAGES (INCLUDING, BUT NOT LIMITED TO, PROCUREMENT OF SUBSTITUTE GOODS
- * OR SERVICES; LOSS OF USE, DATA, OR PROFITS; OR BUSINESS INTERRUPTION)
- * HOWEVER CAUSED AND ON ANY THEORY OF LIABILITY, WHETHER IN CONTRACT, STRICT
- * LIABILITY, OR TORT (INCLUDING NEGLIGENCE OR OTHERWISE) ARISING IN ANY WAY
- * OUT OF THE USE OF THIS SOFTWARE, EVEN IF ADVISED OF THE POSSIBILITY OF
- * SUCH DAMAGE.
- * The licence and distribution terms for any publically available version or
- * derivative of this code cannot be changed. i.e. this code cannot simply be
- * copied and put under another distribution licence
- * [including the GNU Public Licence.]
- */

Brotli

URL: <https://github.com/google/brotli>

Google Cache Invalidation API

URL: https://chromium.googlesource.com/chromium/src/+/_master/third_party/cacheinvalidation/README_chromium

Crashpad

URL: <https://crashpad.chromium.org/>

drawElements Quality Program

URL: <https://source.android.com/devices/graphics/testing.html>

dom-distiller-js

URL: <https://github.com/chromium/dom-distiller>

Copyright 2014 The Chromium Authors. All rights reserved.

Redistribution and use in source and binary forms, with or without

modification, are permitted provided that the following conditions are

met:

* Redistributions of source code must retain the above copyright

notice, this list of conditions and the following disclaimer.

* Redistributions in binary form must reproduce the above

copyright notice, this list of conditions and the following disclaimer

in the documentation and/or other materials provided with the

* Neither the name of Google Inc. nor the names of its

contributors may be used to endorse or promote products derived from

this software without specific prior written permission.

THIS SOFTWARE IS PROVIDED BY THE COPYRIGHT HOLDERS AND CONTRIBUTORS

"AS IS" AND ANY EXPRESS OR IMPLIED WARRANTIES, INCLUDING, BUT NOT

LIMITED TO, THE IMPLIED WARRANTIES OF MERCHANTABILITY AND FITNESS FOR

A PARTICULAR PURPOSE ARE DISCLAIMED. IN NO EVENT SHALL THE COPYRIGHT

OWNER OR CONTRIBUTORS BE LIABLE FOR ANY DIRECT, INDIRECT, INCIDENTAL,

SPECIAL, EXEMPLARY, OR CONSEQUENTIAL DAMAGES (INCLUDING, BUT NOT

LIMITED TO, PROCUREMENT OF SUBSTITUTE GOODS OR SERVICES; LOSS OF USE,

DATA, OR PROFITS; OR BUSINESS INTERRUPTION) HOWEVER CAUSED AND ON ANY

THEORY OF LIABILITY, WHETHER IN CONTRACT, STRICT LIABILITY, OR TORT

(INCLUDING NEGLIGENCE OR OTHERWISE) ARISING IN ANY WAY OUT OF THE USE

OF THIS SOFTWARE, EVEN IF ADVISED OF THE POSSIBILITY OF SUCH DAMAGE.

Parts of the following directories are available under Apache v2.0

src/de

Copyright (c) 2009–2011 Christian Kohlschütter

third_party/gwt_exporter

Copyright 2007 Timepedia.org

third_party/gwt-2.5.1

Copyright 2008 Google

java/org/chromium/distiller/dev

Copyright 2008 Google

Apache License

Version 2.0, January 2004

<http://www.apache.org/licenses/>

TERMS AND CONDITIONS FOR USE, REPRODUCTION, AND DISTRIBUTION

"License" shall mean the terms and conditions for use, reproduction, and distribution as defined by Sections 1 through 9 of this document.

"Licensor" shall mean the copyright owner or entity authorized by the copyright owner that is granting the License.

"Legal Entity" shall mean the union of the acting entity and all other entities that control, are controlled by, or are under common control with that entity. For the purposes of this definition, "control" means (i) the power, direct or indirect, to cause the direction or management of such entity, whether by contract or otherwise, or (ii) ownership of fifty percent (50%) or more of the outstanding shares, or (iii) beneficial ownership of such entity.

"You" (or "Your") shall mean an individual or Legal

Entity exercising permissions granted by this License.

"Source" form shall mean the preferred form for making modifications, including but not limited to software source code, documentation source, and configuration files.

"Object" form shall mean any form resulting from mechanical transformation or translation of a Source form, including but not limited to compiled object code, generated documentation, and conversions to other media types.

"Work" shall mean the work of authorship, whether in Source or Object form, made available under the License, as indicated by a copyright notice that is included in or attached to the work (an example is provided in the Appendix below).

"Derivative Works" shall mean any work, whether in Source or Object form, that is based on (or derived from) the Work and for which the editorial revisions, annotations, elaborations, or other modifications represent, as a whole, an original work of authorship. For the purposes of this License, Derivative Works shall not include works that remain separable from, or merely link (or bind by name) to the interfaces of, the Work and Derivative Works thereof.

"Contribution" shall mean any work of authorship, including the original version of the Work and any modifications or additions to that Work or Derivative Works thereof, that is intentionally submitted to Licensor for inclusion in the Work by the copyright owner or by an individual or Legal Entity authorized to submit on behalf of the copyright owner. For the purposes of this definition, "submitted" means any form of electronic, verbal, or written communication sent to the Licensor or its representatives, including but not limited to communication on electronic mailing lists, source code control systems, and issue tracking systems that are managed by, or on behalf of, the Licensor for the purpose of discussing and improving the Work, but excluding communication that is conspicuously marked or otherwise designated in writing by the copyright owner as "Not a Contribution."

"Contributor" shall mean Licensor and any individual or Legal Entity on behalf of whom a Contribution has been received by Licensor and subsequently incorporated within the Work.

You must give any other recipients of the Work or Derivative Works a copy of this License; and

You must cause any modified files to carry prominent notices stating that You changed the files; and

You must retain, in the Source form of any Derivative Works that You distribute, all copyright, patent, trademark, and attribution notices from the Source form of the Work, excluding those notices that do not pertain to any part of the Derivative Works; and

If the Work includes a "NOTICE" text file as part of its distribution, then any Derivative Works that You distribute must include a readable copy of the attribution notices contained within such NOTICE file, excluding those notices that do not pertain to any part of the Derivative Works, in at least one of the following places: within a NOTICE text file distributed as part of the Derivative Works; within the Source form or documentation, if provided along with the Derivative Works; or, within a display generated by the Derivative Works, if and wherever such third-party notices normally appear. The contents of the NOTICE file are for informational purposes only and do not modify the License. You may add Your own attribution notices within Derivative Works that You distribute, alongside or as an addendum to the NOTICE text from the Work, provided that such additional attribution notices cannot be construed as modifying the License.

You may add Your own copyright statement to Your modifications and may provide additional or different license terms and conditions for use, reproduction, or distribution of Your modifications, or for any such Derivative Works as a whole, provided Your use, reproduction, and distribution of the Work otherwise complies with the conditions stated in this License.

END OF TERMS AND CONDITIONS

Expat XML Parser

URL: <http://sourceforge.net/projects/expat/>

Copyright (c) 1998, 1999, 2000 Thai Open Source Software Center Ltd

and Clark

Cooper

Copyright (c) 2001, 2002, 2003, 2004, 2005, 2006 Expat maintainers.

Permission is hereby granted, free of charge, to any person obtaining

a copy of this software and associated documentation files (the

"Software"), to deal in the Software without restriction, including

without limitation the rights to use, copy, modify, merge, publish, distribute, sublicense, and/or sell copies of the Software, and to permit persons to whom the Software is furnished to do so, subject to the following conditions:

The above copyright notice and this permission notice shall be included in all copies or substantial portions of the Software.

THE SOFTWARE IS PROVIDED "AS IS", WITHOUT WARRANTY OF ANY KIND, EXPRESS OR IMPLIED, INCLUDING BUT NOT LIMITED TO THE WARRANTIES OF MERCHANTABILITY, FITNESS FOR A PARTICULAR PURPOSE AND NONINFRINGEMENT. IN NO EVENT SHALL THE AUTHORS OR COPYRIGHT HOLDERS BE LIABLE FOR ANY CLAIM, DAMAGES OR OTHER LIABILITY, WHETHER IN AN ACTION OF CONTRACT, TORT OR OTHERWISE, ARISING FROM, OUT OF OR IN CONNECTION WITH THE SOFTWARE OR THE USE OR OTHER DEALINGS IN THE SOFTWARE.

fips181

URL: <http://www.adel.nursat.kz/apg/>

Copyright (c) 1999, 2000, 2001, 2002
Adel I. Mirzazhanov. All rights reserved

Redistribution and use in source and binary forms, with or without modification, are permitted provided that the following conditions are met:

1.Redistributions of source code must retain the above copyright notice, this list of conditions and the following disclaimer.

2.Redistributions in binary form must reproduce the above copyright notice, this list of conditions and the following disclaimer in the

documentation and/or other materials provided with the distribution.

3.The name of the author may not be used to endorse or promote products

derived from this software without specific prior written permission.

THIS SOFTWARE IS PROVIDED BY THE AUTHOR "AS IS" AND ANY EXPRESS OR IMPLIED WARRANTIES, INCLUDING, BUT NOT LIMITED TO, THE IMPLIED WARRANTIES OF MERCHANTABILITY AND FITNESS FOR A PARTICULAR PURPOSE ARE DISCLAIMED. IN NO EVENT SHALL THE AUTHOR BE LIABLE FOR ANY DIRECT, INDIRECT, INCIDENTAL, SPECIAL, EXEMPLARY, OR CONSEQUENTIAL DAMAGES (INCLUDING, BUT NOT LIMITED TO, PROCUREMENT OF SUBSTITUTE GOODS OR SERVICES; LOSS OF USE, DATA, OR PROFITS; OR BUSINESS INTERRUPTION) HOWEVER CAUSED AND ON ANY THEORY OF LIABILITY, WHETHER IN CONTRACT, STRICT LIABILITY, OR TORT (INCLUDING NEGLIGENCE OR OTHERWISE) ARISING IN ANY WAY OUT OF THE USE OF THIS SOFTWARE, EVEN IF ADVISED OF THE POSSIBILITY OF SUCH DAMAGE.

flac

URL: <http://sourceforge.net/projects/flac/files/flac-src/flac-1.2.1-src/flac-1.2.1.tar.gz/download>

Copyright (C)
2000,2001,2002,2003,2004,2005,2006,2007 Josh
Coalson

Redistribution and use in source and binary forms, with or without modification, are permitted provided that the following conditions are met:

- Redistributions of source code must retain the above copyright notice, this list of conditions and the following

disclaimer.

- Redistributions in binary form must reproduce the above copyright

notice, this list of conditions and the following disclaimer in the

documentation and/or other materials provided with the distribution.

- Neither the name of the Xiph.org Foundation nor the names of its

contributors may be used to endorse or promote products derived from

this software without specific prior written permission.

THIS SOFTWARE IS PROVIDED BY THE COPYRIGHT HOLDERS AND CONTRIBUTORS

“AS IS” AND ANY EXPRESS OR IMPLIED WARRANTIES, INCLUDING, BUT NOT

LIMITED TO, THE IMPLIED WARRANTIES OF MERCHANTABILITY AND FITNESS FOR

A PARTICULAR PURPOSE ARE DISCLAIMED. IN NO EVENT SHALL THE FOUNDATION OR

CONTRIBUTORS BE LIABLE FOR ANY DIRECT, INDIRECT, INCIDENTAL, SPECIAL,

EXEMPLARY, OR CONSEQUENTIAL DAMAGES (INCLUDING, BUT NOT LIMITED TO,

PROCUREMENT OF SUBSTITUTE GOODS OR SERVICES; LOSS OF USE, DATA, OR

PROFITS; OR BUSINESS INTERRUPTION) HOWEVER CAUSED AND ON ANY THEORY OF

LIABILITY, WHETHER IN CONTRACT, STRICT LIABILITY, OR TORT (INCLUDING

NEGLIGENCE OR OTHERWISE) ARISING IN ANY WAY OUT OF THE USE OF THIS

SOFTWARE, EVEN IF ADVISED OF THE POSSIBILITY OF SUCH DAMAGE.

harfbuzz-ng

URL: <http://harfbuzz.org>

HarfBuzz is licensed under the so-called "Old MIT" license. Details follow.

For parts of HarfBuzz that are licensed under different licenses see individual

files names COPYING in subdirectories where applicable.

Copyright © 2010,2011,2012 Google, Inc.

Copyright © 2012 Mozilla Foundation

Copyright © 2011 Codethink Limited

Copyright © 2008,2010 Nokia Corporation and/or its subsidiary(-ies)

Copyright © 2009 Keith Stribley

Copyright © 2009 Martin Hosken and SIL International

Copyright © 2007 Chris Wilson

Copyright © 2006 Behdad Esfahbod

Copyright © 2005 David Turner

Copyright © 2004,2007,2008,2009,2010 Red Hat, Inc.

Copyright © 1998-2004 David Turner and Werner Lemberg

For full copyright notices consult the individual files in the package.

Permission is hereby granted, without written agreement and without

license or royalty fees, to use, copy, modify, and distribute this

software and its documentation for any purpose, provided that the

above copyright notice and the following two paragraphs appear in

all copies of this software.

IN NO EVENT SHALL THE COPYRIGHT HOLDER BE LIABLE TO ANY PARTY FOR

DIRECT, INDIRECT, SPECIAL, INCIDENTAL, OR CONSEQUENTIAL DAMAGES

ARISING OUT OF THE USE OF THIS SOFTWARE AND ITS DOCUMENTATION, EVEN

IF THE COPYRIGHT HOLDER HAS BEEN ADVISED OF THE POSSIBILITY OF SUCH

THE COPYRIGHT HOLDER SPECIFICALLY DISCLAIMS ANY WARRANTIES, INCLUDING,

BUT NOT LIMITED TO, THE IMPLIED WARRANTIES OF MERCHANTABILITY AND

FITNESS FOR A PARTICULAR PURPOSE. THE SOFTWARE PROVIDED HEREUNDER IS

ON AN "AS IS" BASIS, AND THE COPYRIGHT HOLDER HAS NO OBLIGATION TO

PROVIDE MAINTENANCE, SUPPORT, UPDATES, ENHANCEMENTS, OR MODIFICATIONS.

iccjpeg

URL: <http://www.iijg.org>

The authors make NO WARRANTY or representation, either express or implied,

with respect to this software, its quality, accuracy, merchantability, or

fitness for a particular purpose. This software is provided "AS IS", and you,

its user, assume the entire risk as to its quality and accuracy.

This software is copyright (C) 1991-1998, Thomas G. Lane.

All Rights Reserved except as specified below.

Permission is hereby granted to use, copy, modify, and distribute this

software (or portions thereof) for any purpose, without fee, subject to these

conditions:

(1) If any part of the source code for this software is distributed, then this

README file must be included, with this copyright and no-warranty notice

unaltered; and any additions, deletions, or changes to the original files

must be clearly indicated in accompanying documentation.

(2) If only executable code is distributed, then the accompanying

documentation must state that "this software is based in part on the work of

the Independent JPEG Group".

(3) Permission for use of this software is granted only if the user accepts

full responsibility for any undesirable consequences; the authors accept

NO LIABILITY for damages of any kind.

These conditions apply to any software derived from or based on the IJG code,

not just to the unmodified library. If you use our work, you ought to

acknowledge us.

Permission is NOT granted for the use of any IJG author's name or company name

in advertising or publicity relating to this software or products derived from it.

This software may be referred to only as "the Independent JPEG Group's

software".

We specifically permit and encourage the use of this software as the basis of

commercial products, provided that all warranty or liability claims are

assumed by the product vendor.

icu

URL: <http://site.icu-project.org/>

ICU License - ICU 1.8.1 and later

COPYRIGHT AND PERMISSION NOTICE

Copyright (c) 1995-2014 International Business Machines Corporation and

others

All rights reserved.

Permission is hereby granted, free of charge, to any person obtaining a

copy of this software and associated documentation files (the

"Software"), to deal in the Software without restriction, including

without limitation the rights to use, copy, modify, merge, publish,

distribute, and/or sell copies of the Software, and to permit persons to

whom the Software is furnished to do so, provided that the above

copyright notice(s) and this permission notice appear in all copies of

the Software and that both the above copyright notice(s) and this

permission notice appear in supporting documentation.

THE SOFTWARE IS PROVIDED "AS IS", WITHOUT WARRANTY OF ANY KIND, EXPRESS

OR IMPLIED, INCLUDING BUT NOT LIMITED TO THE WARRANTIES OF

MERCHANTABILITY, FITNESS FOR A PARTICULAR PURPOSE AND NONINFRINGEMENT OF

THIRD PARTY RIGHTS. IN NO EVENT SHALL THE COPYRIGHT HOLDER OR HOLDERS

INCLUDED IN THIS NOTICE BE LIABLE FOR ANY CLAIM, OR ANY SPECIAL INDIRECT

OR CONSEQUENTIAL DAMAGES, OR ANY DAMAGES WHATSOEVER RESULTING FROM LOSS

OF USE, DATA OR PROFITS, WHETHER IN AN ACTION OF CONTRACT, NEGLIGENCE OR

OTHER TORTIOUS ACTION, ARISING OUT OF OR IN CONNECTION WITH THE USE OR

PERFORMANCE OF THIS SOFTWARE.

Except as contained in this notice, the name of a copyright holder shall

not be used in advertising or otherwise to promote the sale, use or

other dealings in this Software without prior written authorization of

the copyright holder.

All trademarks and registered trademarks mentioned herein are the

property of their respective owners.

Third-Party Software Licenses

This section contains third-party software notices and/or additional

terms for licensed third-party software components included within ICU

libraries.

1. Unicode Data Files and Software

COPYRIGHT AND PERMISSION NOTICE

Copyright © 1991-2014 Unicode, Inc. All rights reserved.

Distributed under the Terms of Use in <http://www.unicode.org/copyright.html>.

Permission is hereby granted, free of charge, to any person obtaining

a copy of the Unicode data files and any associated documentation

(the "Data Files") or Unicode software and any associated documentation

(the "Software") to deal in the Data Files or Software without restriction, including without limitation the rights to use,

copy, modify, merge, publish, distribute, and/or sell copies of

the Data Files or Software, and to permit persons to whom the Data Files

or Software are furnished to do so, provided that

(a) this copyright and permission notice appear with all copies

of the Data Files or Software,

(b) this copyright and permission notice appear in associated

documentation, and

(c) there is clear notice in each modified Data File or in the Software

as well as in the documentation associated with the Data File(s) or

Software that the data or software has been modified.

THE DATA FILES AND SOFTWARE ARE PROVIDED "AS IS", WITHOUT WARRANTY OF

ANY KIND, EXPRESS OR IMPLIED, INCLUDING BUT NOT LIMITED TO THE

WARRANTIES OF MERCHANTABILITY, FITNESS FOR A PARTICULAR PURPOSE AND

NONINFRINGEMENT OF THIRD PARTY RIGHTS.

IN NO EVENT SHALL THE COPYRIGHT HOLDER OR HOLDERS INCLUDED IN THIS

NOTICE BE LIABLE FOR ANY CLAIM, OR ANY SPECIAL INDIRECT OR CONSEQUENTIAL

DAMAGES, OR ANY DAMAGES WHATSOEVER
RESULTING FROM LOSS OF USE,
DATA OR PROFITS, WHETHER IN AN ACTION OF
CONTRACT, NEGLIGENCE OR OTHER
TORTIOUS ACTION, ARISING OUT OF OR IN
CONNECTION WITH THE USE OR
PERFORMANCE OF THE DATA FILES OR SOFTWARE.

Except as contained in this notice, the name of a
copyright holder

shall not be used in advertising or otherwise to
promote the sale,

use or other dealings in these Data Files or Software
without prior

written authorization of the copyright holder.

2. Chinese/Japanese Word Break Dictionary Data
(cjdict.txt)

The Google Chrome software developed by
Google is licensed under the BSD li
ses, as set forth below.

#

The BSD License

[http://opensource.org/licenses/bsd-
license.php](http://opensource.org/licenses/bsd-license.php)

Copyright (C) 2006-2008, Google Inc.

#

All rights reserved.

#

Redistribution and use in source and binary
forms, with or without modifi

cation, are permitted provided that the following
conditions are met:

#

Redistributions of source code must retain
the above copyright notice, th

is list of conditions and the following disclaimer.

Redistributions in binary form must
reproduce the above copyright notice,

this list of conditions and the following disclaimer in
the documentation and/or

other materials provided with the distribution.

Neither the name of Google Inc. nor the
names of its contributors may be

used to endorse or promote products derived from

this software without specific
prior written permission.

#

#

THIS SOFTWARE IS PROVIDED BY THE
COPYRIGHT HOLDERS AND CONTRIBUTORS "AS I

S" AND ANY EXPRESS OR IMPLIED WARRANTIES,
INCLUDING, BUT NOT LIMITED TO, THE IMPL

IED WARRANTIES OF MERCHANTABILITY AND
FITNESS FOR A PARTICULAR PURPOSE ARE DISCLA

ECT, INDIRECT, INCIDENTAL, SPECIAL, EXEMPLARY,
OR CONSEQUENTIAL DAMAGES (INCLUDIN

G, BUT NOT LIMITED TO, PROCUREMENT OF
SUBSTITUTE GOODS OR SERVICES; LOSS OF USE,

DATA, OR PROFITS; OR BUSINESS INTERRUPTION)
HOWEVER CAUSED AND ON ANY THEORY OF L

ABILITY, WHETHER IN CONTRACT, STRICT LIABILITY,
OR TORT (INCLUDING NEGLIGENCE OR

OTHERWISE) ARISING IN ANY WAY OUT OF THE
USE OF THIS SOFTWARE, EVEN IF ADVISED O

F THE POSSIBILITY OF SUCH DAMAGE.

#

#

The word list in cjdict.txt are generated by
combining three word lists l

isted

below with further processing for
compound word breaking. The frequency i

s generated

with an iterative training against Google
web corpora.

#

* Libtabe (Chinese)

#

- https://sourceforge.net/project/?group_id=1519

- Its license terms and conditions are
shown below.

#

* IPADIC (Japanese)

#

- [http://chasen.aist-
nara.ac.jp/chasen/distribution.html](http://chasen.aist-nara.ac.jp/chasen/distribution.html)

- Its license terms and conditions are
shown below.

#

-----COPYING.libtabe ----
BEGIN-----

```
#
# /*
# * Copyright (c) 1999 TaBE Project.
# * Copyright (c) 1999 Pai-Hsiang Hsiao.
# * All rights reserved.
# *
# * Redistribution and use in source and
binary forms, with or without
# * modification, are permitted provided
that the following conditions
# * are met:
# *
# * . Redistributions of source code must
retain the above copyright
# * notice, this list of conditions and the
following disclaimer.
# * . Redistributions in binary form must
reproduce the above copyright
# * notice, this list of conditions and the
following disclaimer in
# * the documentation and/or other
materials provided with the
# * distribution.
# * . Neither the name of the TaBE Project
nor the names of its
# * contributors may be used to endorse
or promote products derived
# * from this software without specific
prior written permission.
# *
# * THIS SOFTWARE IS PROVIDED BY THE
COPYRIGHT HOLDERS AND CONTRIBUTORS
# * "AS IS" AND ANY EXPRESS OR IMPLIED
WARRANTIES, INCLUDING, BUT NOT
# * LIMITED TO, THE IMPLIED
WARRANTIES OF MERCHANTABILITY AND FITNESS
# * FOR A PARTICULAR PURPOSE ARE
DISCLAIMED. IN NO EVENT SHALL THE
# * REGENTS OR CONTRIBUTORS BE
LIABLE FOR ANY DIRECT, INDIRECT,
# * INCIDENTAL, SPECIAL, EXEMPLARY, OR
CONSEQUENTIAL DAMAGES
# * (INCLUDING, BUT NOT LIMITED TO,
PROCUREMENT OF SUBSTITUTE GOODS OR
# * SERVICES; LOSS OF USE, DATA, OR
PROFITS; OR BUSINESS INTERRUPTION)
# * HOWEVER CAUSED AND ON ANY
```

```
THEORY OF LIABILITY, WHETHER IN CONTRACT,
# * STRICT LIABILITY, OR TORT (INCLUDING
NEGLIGENCE OR OTHERWISE)
# * ARISING IN ANY WAY OUT OF THE USE
OF THIS SOFTWARE, EVEN IF ADVISED
# * OF THE POSSIBILITY OF SUCH
DAMAGE.
# */
#
# /*
# * Copyright (c) 1999 Computer Systems
and Communication Lab,
# * Institute of
Information Science, Academia Sinica.
# * All rights reserved.
# *
# * Redistribution and use in source and
binary forms, with or without
# * modification, are permitted provided
that the following conditions
# * are met:
# *
# * . Redistributions of source code must
retain the above copyright
# * notice, this list of conditions and the
following disclaimer.
# * . Redistributions in binary form must
reproduce the above copyright
# * notice, this list of conditions and the
following disclaimer in
# * the documentation and/or other
materials provided with the
# * distribution.
# * . Neither the name of the Computer
Systems and Communication Lab
# * nor the names of its contributors may
be used to endorse or
# * promote products derived from this
software without specific
# * prior written permission.
# *
# * THIS SOFTWARE IS PROVIDED BY THE
COPYRIGHT HOLDERS AND CONTRIBUTORS
# * "AS IS" AND ANY EXPRESS OR IMPLIED
WARRANTIES, INCLUDING, BUT NOT
# * LIMITED TO, THE IMPLIED
WARRANTIES OF MERCHANTABILITY AND FITNESS
```

```

# * FOR A PARTICULAR PURPOSE ARE
DISCLAIMED. IN NO EVENT SHALL THE
# * REGENTS OR CONTRIBUTORS BE
LIABLE FOR ANY DIRECT, INDIRECT,
# * INCIDENTAL, SPECIAL, EXEMPLARY, OR
CONSEQUENTIAL DAMAGES
# * (INCLUDING, BUT NOT LIMITED TO,
PROCUREMENT OF SUBSTITUTE GOODS OR
# * SERVICES; LOSS OF USE, DATA, OR
PROFITS; OR BUSINESS INTERRUPTION)
# * HOWEVER CAUSED AND ON ANY
THEORY OF LIABILITY, WHETHER IN CONTRACT,
# * STRICT LIABILITY, OR TORT (INCLUDING
NEGLIGENCE OR OTHERWISE)
# * ARISING IN ANY WAY OUT OF THE USE
OF THIS SOFTWARE, EVEN IF ADVISED
# * OF THE POSSIBILITY OF SUCH
DAMAGE.
# */
#
# Copyright 1996 Chih-Hao Tsai @ Beckman
Institute, University of Illinois
# c-tsai4@uiuc.edu
http://casper.beckman.uiuc.edu/~c-tsai4
#
# -----COPYING.libtabe-----END
-----
-
#
#
# -----COPYING.ipadic-----BEGI
N-----
--
#
# Copyright 2000, 2001, 2002, 2003 Nara
Institute of Science
# and Technology. All Rights Reserved.
#
# Use, reproduction, and distribution of this
software is permitted.
# Any copy of this software, whether in its
original form or modified,
# must include both the above copyright
notice and the following
# paragraphs.
#
# Nara Institute of Science and Technology

```

```

(NAIST),
# the copyright holders, disclaims all
warranties with regard to this
# software, including all implied warranties of
merchantability and
# fitness, in no event shall NAIST be liable for
# any special, indirect or consequential
damages or any damages
# whatsoever resulting from loss of use, data
or profits, whether in an
# action of contract, negligence or other
tortuous action, arising out
# of or in connection with the use or
performance of this software.
#
# A large portion of the dictionary entries
# originate from ICOT Free Software. The
following conditions for ICOT
# Free Software applies to the current
dictionary as well.
#
# Each User may also freely distribute the
Program, whether in its
# original form or modified, to any third party
or parties, PROVIDED
# that the provisions of Section 3 ("NO
WARRANTY") will ALWAYS appear
# on, or be attached to, the Program, which is
distributed substantially
# in the same form as set out herein and that
such intended
# distribution, if actually made, will neither
violate or otherwise
# contravene any of the laws and regulations
of the countries having
# jurisdiction over the User or the intended
distribution itself.
#
# NO WARRANTY
#
# The program was produced on an
experimental basis in the course of the
# research and development conducted
during the project and is provided
# to users as so produced on an
experimental basis. Accordingly, the
# program is provided without any warranty
whatsoever, whether express,

```


implied, statutory or otherwise. The term "warranty" used herein

includes, but is not limited to, any warranty of the quality,

performance, merchantability and fitness for a particular purpose of

the program and the nonexistence of any infringement or violation of

any right of any third party.

#

Each user of the program will agree and understand, and be deemed to

have agreed and understood, that there is no warranty whatsoever for

the program and, accordingly, the entire risk arising from or

otherwise connected with the program is assumed by the user.

#

Therefore, neither ICOT, the copyright holder, or any other

organization that participated in or was otherwise related to the

development of the program and their respective officials, directors,

officers and other employees shall be held liable for any and all

damages, including, without limitation, general, special, incidental

and consequential damages, arising out of or otherwise in connection

with the use or inability to use the program or any product, material

or result produced or otherwise obtained by using the program,

regardless of whether they have been advised of, or otherwise had

knowledge of, the possibility of such damages at any time during the

project or thereafter. Each user will be deemed to have agreed to the

foregoing by his or her commencement of use of the program. The term

"use" as used herein includes, but is not limited to, the use,

modification, copying and distribution of the program and the

production of secondary products from the

program.

#

In the case where the program, whether in its original form or

modified, was distributed or delivered to or received by a user from

any person, organization or entity other than ICOT, unless it makes or

grants independently of ICOT any specific warranty to the user in

writing, such person, organization or entity, will also be exempted

from and not be held liable to the user for any such damages as noted

above as far as the program is concerned.

#

-----COPYING.ipadic-----END-----

3. Lao Word Break Dictionary Data (laodict.txt)

Copyright (c) 2013 International Business Machines Corporation and others. All Rights Reserved.

Project: <http://code.google.com/p/lao-dictionary/>

Dictionary: <http://lao-dictionary.googlecode.com/git/Lao-Dictionary.txt>

License: <http://lao-dictionary.googlecode.com/git/Lao-Dictionary-LICEN>

(copied below)

This file is derived from the above dictionary, with slight modifications.

Copyright (C) 2013 Brian Eugene Wilson, Robert Martin Campbell.

All rights reserved.

Redistribution and use in source and binary forms, with or without modification, are permitted provided that the following conditions are met:

Redistributions of source code must retain the above copyright no

tice, this list of conditions and the following disclaimer. Redistributions

in binary form must reproduce the above copyright notice, this list of cond

itions and the following disclaimer in the documentation and/or other materials provided with the distribution.

THIS SOFTWARE IS PROVIDED BY THE COPYRIGHT HOLDERS AND CONTRIBUTORS "AS IS" AND ANY EXPRESS OR IMPLIED WARRANTIES, INCLUDING, BUT NOT LIMITED TO, THE IMPLIED WARRANTIES OF MERCHANTABILITY AND FITNESS FOR A PARTICULAR PURPOSE ARE DISCLAIMED. IN NO EVENT SHALL THE COPYRIGHT HOLDER OR CONTRIBUTORS BE LIABLE FOR ANY DIRECT, INDIRECT, INCIDENTAL, SPECIAL, EXEMPLARY, OR CONSEQUENTIAL DAMAGES (INCLUDING, BUT NOT LIMITED TO, PROCUREMENT OF SUBSTITUTE GOODS OR SERVICES; LOSS OF USE, DATA, OR PROFITS; OR BUSINESS INTERRUPTION) HOWEVER CAUSED AND ON ANY THEORY OF LIABILITY, WHETHER IN CONTRACT, STRICT LIABILITY, OR TORT (INCLUDING NEGLIGENCE OR OTHERWISE) ARISING IN ANY WAY OUT OF THE USE OF THIS SOFTWARE, EVEN IF ADVISED OF THE POSSIBILITY OF SUCH DAMAGE.

4. Burmese Word Break Dictionary Data
(burmesedict.txt)

Copyright (c) 2014 International Business Machines Corporation and others. All Rights Reserved.

This list is part of a project hosted at:
github.com/kanyawtech/myanmar-karen-word-lists

Copyright (c) 2013, LeRoy Benjamin Sharon
All rights reserved.

Redistribution and use in source and binary forms, with or without modification,

are permitted provided that the following conditions are met:

Redistributions of source code must retain the above copyright notice,

this list of conditions and the following disclaimer.

Redistributions in binary form must reproduce the

above copyright notice

and, this list of conditions and the following disclaimer in the documentation and

or other materials provided with the distribution.

Neither the name Myanmar Karen Word Lists, nor the names of its contributors may be used to endorse or promote products derived from this software without specific prior written permission.

THIS SOFTWARE IS PROVIDED BY THE COPYRIGHT HOLDERS AND CONTRIBUTORS "AS I

S" AND ANY EXPRESS OR IMPLIED WARRANTIES, INCLUDING, BUT NOT LIMITED TO, THE IMP

LIED WARRANTIES OF MERCHANTABILITY AND FITNESS FOR A PARTICULAR PURPOSE ARE

DISCLAIMED. IN NO EVENT SHALL THE COPYRIGHT HOLDER OR CONTRIBUTORS BE LIABLE FOR

ANY DIRECT, INDIRECT, INCIDENTAL, SPECIAL, EXEMPLARY, OR CONSEQUENTIAL DA

MAGES (INCLUDING, BUT NOT LIMITED TO, PROCUREMENT OF SUBSTITUTE GOODS OR SERVIC

ES; LOSS OF USE, DATA, OR PROFITS; OR BUSINESS INTERRUPTION) HOWEVER CAUSED A

ND ON ANY THEORY OF LIABILITY, WHETHER IN CONTRACT, STRICT LIABILITY, OR TORT

(INCLUDING NEGLIGENCE OR OTHERWISE) ARISING IN ANY WAY OUT OF THE USE OF

THIS SOFTWARE, EVEN IF ADVISED OF THE POSSIBILITY OF SUCH DAMAGE.

5. Time Zone Database

ICU uses the public domain data and code derived from Time Zone Database

for its time zone support. The ownership of the TZ database is explained

in BCP 175: Procedure for Maintaining the Time Zone Database section 7.

1 - Database Ownership

The TZ database itself is not an IETF Contribution or an IETF

document. Rather it is a pre-existing and regularly updated work

that is in the public domain, and is intended to remain in the public

domain. Therefore, BCPs 78 [RFC5378] and 79 [RFC3979] do not apply

to the TZ Database or contributions that individuals make to it.

Should any claims be made and substantiated against the TZ Database,

the organization that is providing the IANA Considerations defined in

this RFC, under the memorandum of understanding with the IETF,

currently ICANN, may act in accordance with all competent court

orders. No ownership claims will be made by ICANN or the IETF Trust

on the database or the code. Any person making a contribution to the

database or code waives all rights to future claims in that

contribution or in the TZ Database.

google-jstemplate

URL: <http://code.google.com/p/google-jstemplate/>

Khronos header files

URL: <http://www.khronos.org/registry>

Copyright (c) 2007-2010 The Khronos Group Inc.

Permission is hereby granted, free of charge, to any person obtaining a

copy of this software and/or associated documentation files (the

"Materials"), to deal in the Materials without restriction, including

without limitation the rights to use, copy, modify, merge, publish,

distribute, sublicense, and/or sell copies of the Materials, and to

permit persons to whom the Materials are furnished to do so, subject to

the following conditions:

The above copyright notice and this permission notice shall be included

in all copies or substantial portions of the Materials.

THE MATERIALS ARE PROVIDED "AS IS", WITHOUT WARRANTY OF ANY KIND,

EXPRESS OR IMPLIED, INCLUDING BUT NOT LIMITED TO THE WARRANTIES OF

MERCHANTABILITY, FITNESS FOR A PARTICULAR PURPOSE AND NONINFRINGEMENT.

IN NO EVENT SHALL THE AUTHORS OR COPYRIGHT HOLDERS BE LIABLE FOR ANY

CLAIM, DAMAGES OR OTHER LIABILITY, WHETHER IN AN ACTION OF CONTRACT,

TORT OR OTHERWISE, ARISING FROM, OUT OF OR IN CONNECTION WITH THE

MATERIALS OR THE USE OR OTHER DEALINGS IN THE MATERIALS.

SGI FREE SOFTWARE LICENSE B (Version 2.0, Sept. 18, 2008)

Copyright (C) 1992 Silicon Graphics, Inc. All Rights Reserved.

Permission is hereby granted, free of charge, to any person obtaining a copy of

this software and associated documentation files (the "Software"), to deal in

the Software without restriction, including without limitation the rights to

use, copy, modify, merge, publish, distribute, sublicense, and/or sell copies

of the Software, and to permit persons to whom the Software is furnished to do

so, subject to the following conditions:

The above copyright notice including the dates of first publication and either

this permission notice or a reference to <http://oss.sgi.com/projects/FreeB/>

shall be included in all copies or substantial portions of the Software.

THE SOFTWARE IS PROVIDED "AS IS", WITHOUT WARRANTY OF ANY KIND, EXPRESS OR

IMPLIED, INCLUDING BUT NOT LIMITED TO THE WARRANTIES OF MERCHANTABILITY,

FITNESS FOR A PARTICULAR PURPOSE AND NONINFRINGEMENT. IN NO EVENT SHALL SILICON

GRAPHICS, INC. BE LIABLE FOR ANY CLAIM,

DAMAGES OR OTHER LIABILITY, WHETHER IN AN ACTION OF CONTRACT, TORT OR OTHERWISE, ARISING FROM, OUT OF OR IN CONNECTION WITH THE SOFTWARE OR THE USE OR OTHER DEALINGS IN THE SOFTWARE.

Except as contained in this notice, the name of Silicon Graphics, Inc. shall

not be used in advertising or otherwise to promote the sale, use or other

dealings in this Software without prior written authorization from Silicon

Graphics, Inc.

LevelDB: A Fast Persistent Key-Value Store

URL: <https://github.com/google/leveldb.git>

Copyright (c) 2011 The LevelDB Authors. All rights reserved.

Redistribution and use in source and binary forms, with or without

modification, are permitted provided that the following conditions are

met:

* Redistributions of source code must retain the above copyright

notice, this list of conditions and the following disclaimer.

* Redistributions in binary form must reproduce the above

copyright notice, this list of conditions and the following disclaimer

in the documentation and/or other materials provided with the

* Neither the name of Google Inc. nor the names of its

contributors may be used to endorse or promote products derived from

this software without specific prior written permission.

THIS SOFTWARE IS PROVIDED BY THE COPYRIGHT HOLDERS AND CONTRIBUTORS

"AS IS" AND ANY EXPRESS OR IMPLIED WARRANTIES, INCLUDING, BUT NOT

LIMITED TO, THE IMPLIED WARRANTIES OF

MERCHANTABILITY AND FITNESS FOR A PARTICULAR PURPOSE ARE DISCLAIMED. IN NO EVENT SHALL THE COPYRIGHT

OWNER OR CONTRIBUTORS BE LIABLE FOR ANY DIRECT, INDIRECT, INCIDENTAL,

SPECIAL, EXEMPLARY, OR CONSEQUENTIAL DAMAGES (INCLUDING, BUT NOT

LIMITED TO, PROCUREMENT OF SUBSTITUTE GOODS OR SERVICES; LOSS OF USE,

DATA, OR PROFITS; OR BUSINESS INTERRUPTION) HOWEVER CAUSED AND ON ANY

THEORY OF LIABILITY, WHETHER IN CONTRACT, STRICT LIABILITY, OR TORT

(INCLUDING NEGLIGENCE OR OTHERWISE) ARISING IN ANY WAY OUT OF THE USE

OF THIS SOFTWARE, EVEN IF ADVISED OF THE POSSIBILITY OF SUCH DAMAGE.

The library to input, validate, and display addresses.

URL: <https://github.com/googlei18n/libaddressinput>

libjingle

URL: <http://www.webrtc.org>

libjpeg

URL: <http://www.iij.org/>

The authors make NO WARRANTY or representation, either express or implied,

with respect to this software, its quality, accuracy, merchantability, or

fitness for a particular purpose. This software is provided "AS IS", and you,

its user, assume the entire risk as to its quality and accuracy.

This software is copyright (C) 1991-1998, Thomas G. Lane.

All Rights Reserved except as specified below.

Permission is hereby granted to use, copy, modify, and distribute this

software (or portions thereof) for any purpose, without fee, subject to these

conditions:

(1) If any part of the source code for this software is distributed, then this

README file must be included, with this copyright and no-warranty notice

unaltered; and any additions, deletions, or changes to the original files

must be clearly indicated in accompanying documentation.

(2) If only executable code is distributed, then the accompanying

documentation must state that "this software is based in part on the work of

the Independent JPEG Group".

(3) Permission for use of this software is granted only if the user accepts

full responsibility for any undesirable consequences; the authors accept

NO LIABILITY for damages of any kind.

These conditions apply to any software derived from or based on the IJG code,

not just to the unmodified library. If you use our work, you ought to

acknowledge us.

Permission is NOT granted for the use of any IJG author's name or company name

in advertising or publicity relating to this software or products derived from it.

This software may be referred to only as "the Independent JPEG Group's software".

We specifically permit and encourage the use of this software as the basis of

commercial products, provided that all warranty or liability claims are

assumed by the product vendor.

sole proprietor of its copyright holder, Aladdin Enterprises of Menlo Park, CA.

by the usual distribution terms of the Free Software Foundation; principally,

that you must include source code if you redistribute it. (See the file ansi2knr.c for

full details.)

However, since ansi2knr.c is not needed as part

of any program generated from the IJG code, this does not limit you more than

the foregoing paragraphs do.

The Unix configuration script "configure" was produced with GNU Autoconf.

It is copyright by the Free Software Foundation but is freely distributable.

The same holds for its supporting scripts (config.guess, config.sub,

ltconfig, ltmain.sh). Another support script, install-sh, is copyright

by M.I.T. but is also freely distributable.

It appears that the arithmetic coding option of the JPEG spec is covered by

patents owned by IBM, AT&T, and Mitsubishi. Hence arithmetic coding cannot

legally be used without obtaining one or more licenses. For this reason,

support for arithmetic coding has been removed from the free JPEG software.

(Since arithmetic coding provides only a marginal gain over the unpatented

Huffman mode, it is unlikely that very many implementations will support it.)

So far as we are aware, there are no patent restrictions on the remaining

The IJG distribution formerly included code to read and write GIF files.

To avoid entanglement with the Unisys LZW patent, GIF reading support has

been removed altogether, and the GIF writer has been simplified to produce

"uncompressed GIFs". This technique does not use the LZW algorithm; the

resulting GIF files are larger than usual, but are readable by all standard

GIF decoders.

We are required to state that

"The Graphics Interchange Format(c) is the

Copyright property of

CompuServe Incorporated. GIF(sm) is a Service Mark property of

CompuServe Incorporated."

Public License.

libjpeg-turbo

URL: <http://sourceforge.net/projects/libjpeg-turbo/>

libjpeg-turbo is licensed under a non-restrictive, BSD-style license

(see README.) The TurboJPEG/OSS wrapper (both C and Java versions) and

associated test programs bear a similar license, which is reproduced below:

Redistribution and use in source and binary forms, with or without

modification, are permitted provided that the following conditions are met:

- Redistributions of source code must retain the above copyright notice,

 this list of conditions and the following disclaimer.

- Redistributions in binary form must reproduce the above copyright notice,

 this list of conditions and the following disclaimer in the documentation

 and/or other materials provided with the distribution.

- Neither the name of the libjpeg-turbo Project nor the names of its

 contributors may be used to endorse or promote products derived from this

 software without specific prior written permission.

THIS SOFTWARE IS PROVIDED BY THE COPYRIGHT HOLDERS AND CONTRIBUTORS "AS IS",

AND ANY EXPRESS OR IMPLIED WARRANTIES, INCLUDING, BUT NOT LIMITED TO, THE

IMPLIED WARRANTIES OF MERCHANTABILITY AND

FITNESS FOR A PARTICULAR PURPOSE

ARE DISCLAIMED. IN NO EVENT SHALL THE COPYRIGHT HOLDERS OR CONTRIBUTORS BE

LIABLE FOR ANY DIRECT, INDIRECT, INCIDENTAL, SPECIAL, EXEMPLARY, OR

CONSEQUENTIAL DAMAGES (INCLUDING, BUT NOT LIMITED TO, PROCUREMENT OF

SUBSTITUTE GOODS OR SERVICES; LOSS OF USE, DATA, OR PROFITS; OR BUSINESS

INTERRUPTION) HOWEVER CAUSED AND ON ANY THEORY OF LIABILITY, WHETHER IN

CONTRACT, STRICT LIABILITY, OR TORT (INCLUDING NEGLIGENCE OR OTHERWISE)

ARISING IN ANY WAY OUT OF THE USE OF THIS SOFTWARE, EVEN IF ADVISED OF THE

POSSIBILITY OF SUCH DAMAGE.

International Phone Number Library

URL:

<http://libphonenumber.googlecode.com/svn/trunk/>

Copyright (C) 2011 Google Inc.

Licensed under the Apache License, Version 2.0 (the "License");

you may not use this file except in compliance with the License.

You may obtain a copy of the License at

<http://www.apache.org/licenses/LICENSE-2.0>

Unless required by applicable law or agreed to in writing, software

distributed under the License is distributed on an "AS IS" BASIS,

WITHOUT WARRANTIES OR CONDITIONS OF ANY KIND, either express or implied.

See the License for the specific language governing permissions and

limitations under the License.

libpng

URL: <http://libpng.org/>

This copy of the libpng notices is provided for your convenience. In case of

any discrepancy between this copy and the notices in the file png.h that is

included in the libpng distribution, the latter shall prevail.

COPYRIGHT NOTICE, DISCLAIMER, and LICENSE:

If you modify libpng you may insert additional notices immediately following

this sentence.

This code is released under the libpng license.

libpng versions 1.0.7, July 1, 2000, through 1.2.54, November 12, 2015, are

Copyright (c) 2000-2002, 2004, 2006-2015 Glenn Randers-Pehrson, are

derived from libpng-1.0.6, and are distributed according to the same

disclaimer and license as libpng-1.0.6 with the following individuals

added to the list of Contributing Authors:

Simon-Pierre Cadieux

Eric S. Raymond

Cosmin Truta

Gilles Vollant

and with the following additions to the disclaimer:

There is no warranty against interference with your enjoyment of the

library or against infringement. There is no warranty that our

efforts or the library will fulfill any of your particular purposes

or needs. This library is provided with all faults, and the entire

risk of satisfactory quality, performance, accuracy, and effort is with

the user.

libpng versions 0.97, January 1998, through 1.0.6, March 20, 2000, are

Copyright (c) 1998-2000 Glenn Randers-Pehrson, are derived from

libpng-0.96, and are distributed according to the same disclaimer and

license as libpng-0.96, with the following individuals added to the list

of Contributing Authors:

Tom Lane

Glenn Randers-Pehrson

Willem van Schaik

libpng versions 0.89, June 1996, through 0.96, May 1997, are

Copyright (c) 1996-1997 Andreas Dilger, are derived from libpng-0.88,

and are distributed according to the same disclaimer and license as

libpng-0.88, with the following individuals added to the list of

Contributing Authors:

John Bowler

Kevin Bracey

Sam Bushell

Magnus Holmgren

Greg Roelofs

Tom Tanner

libpng versions 0.5, May 1995, through 0.88, January 1996, are

Copyright (c) 1995-1996 Guy Eric Schalnat, Group 42, Inc.

For the purposes of this copyright and license, "Contributing Authors"

is defined as the following set of individuals:

Andreas Dilger

Dave Martindale

Guy Eric Schalnat

Paul Schmidt

Tim Wegner

The PNG Reference Library is supplied "AS IS". The Contributing Authors and Group 42, Inc. disclaim all warranties, expressed or implied, including, without limitation, the warranties of merchantability and of fitness for any purpose. The Contributing Authors and Group 42, Inc. assume no liability for direct, indirect, incidental, special, exemplary, or consequential damages, which may result from the use of the PNG Reference Library, even if advised of the possibility of such damage.

Permission is hereby granted to use, copy, modify, and distribute this source code, or portions hereof, for any purpose, without fee, subject to the following restrictions:

1. The origin of this source code must not be misrepresented.
2. Altered versions must be plainly marked as such and must not be misrepresented as being the original source.
3. This Copyright notice may not be removed or altered from any source or altered source distribution.

The Contributing Authors and Group 42, Inc. specifically permit, without fee, and encourage the use of this source code as a component to supporting the PNG file format in commercial products. If you use this source code in a product, acknowledgment is not required but would be

END OF COPYRIGHT NOTICE, DISCLAIMER, and LICENSE.

A "png_get_copyright" function is available, for convenient use in "about" boxes and the like:

```
printf("%s", png_get_copyright(NULL));
```

Also, the PNG logo (in PNG format, of course) is supplied in the files "pngbar.png.jpg" and "pngbar.jpg (88x31) and "pngnow.png.jpg" (98x31).
Libpng is OSI Certified Open Source Software. OSI Certified Open Source is a certification mark of the Open Source Initiative. OSI has not addressed the additional disclaimers inserted at version 1.0.7.

Glenn Randers-Pehrson
glennrp at users.sourceforge.net
November 12, 2015

libsrtp
URL: <https://github.com/cisco/libsrtp>

```
/*  
 *  
 * Copyright (c) 2001-2006 Cisco Systems, Inc.  
 * All rights reserved.  
 *  
 * Redistribution and use in source and binary forms,  
 with or without  
 * modification, are permitted provided that the  
 following conditions  
 * are met:  
 *  
 * Redistributions of source code must retain the  
 above copyright  
 * notice, this list of conditions and the following  
 disclaimer.  
 *  
 * Redistributions in binary form must reproduce  
 the above  
 * copyright notice, this list of conditions and the  
 following  
 * disclaimer in the documentation and/or other  
 materials provided  
 * with the distribution.  
 *
```


* Neither the name of the Cisco Systems, Inc. nor the names of its

* contributors may be used to endorse or promote products derived

* from this software without specific prior written permission.

*

* THIS SOFTWARE IS PROVIDED BY THE COPYRIGHT HOLDERS AND CONTRIBUTORS

* "AS IS" AND ANY EXPRESS OR IMPLIED WARRANTIES, INCLUDING, BUT NOT

* LIMITED TO, THE IMPLIED WARRANTIES OF MERCHANTABILITY AND FITNESS

* FOR A PARTICULAR PURPOSE ARE DISCLAIMED. IN NO EVENT SHALL THE

* COPYRIGHT HOLDERS OR CONTRIBUTORS BE LIABLE FOR ANY DIRECT,

* INDIRECT, INCIDENTAL, SPECIAL, EXEMPLARY, OR CONSEQUENTIAL DAMAGES

* (INCLUDING, BUT NOT LIMITED TO, PROCUREMENT OF SUBSTITUTE GOODS OR

* SERVICES; LOSS OF USE, DATA, OR PROFITS; OR BUSINESS INTERRUPTION)

* HOWEVER CAUSED AND ON ANY THEORY OF LIABILITY, WHETHER IN CONTRACT,

* STRICT LIABILITY, OR TORT (INCLUDING NEGLIGENCE OR OTHERWISE)

* ARISING IN ANY WAY OUT OF THE USE OF THIS SOFTWARE, EVEN IF ADVISED

* OF THE POSSIBILITY OF SUCH DAMAGE.

*

*/

libusbx

URL: <http://libusb.org>

libvpx

URL: <http://www.webmproject.org>

Copyright (c) 2010, The WebM Project authors. All rights reserved.

Redistribution and use in source and binary forms, with or without

modification, are permitted provided that the following conditions are

met:

* Redistributions of source code must retain the above copyright

notice, this list of conditions and the following disclaimer.

* Redistributions in binary form must reproduce the above copyright

notice, this list of conditions and the following disclaimer in

the documentation and/or other materials provided with the distribution.

* Neither the name of Google, nor the WebM Project, nor the names

of its contributors may be used to endorse or promote products

derived from this software without specific prior written

permission.

THIS SOFTWARE IS PROVIDED BY THE COPYRIGHT HOLDERS AND CONTRIBUTORS

"AS IS" AND ANY EXPRESS OR IMPLIED WARRANTIES, INCLUDING, BUT NOT

LIMITED TO, THE IMPLIED WARRANTIES OF MERCHANTABILITY AND FITNESS FOR

A PARTICULAR PURPOSE ARE DISCLAIMED. IN NO EVENT SHALL THE COPYRIGHT

HOLDER OR CONTRIBUTORS BE LIABLE FOR ANY DIRECT, INDIRECT, INCIDENTAL,

SPECIAL, EXEMPLARY, OR CONSEQUENTIAL DAMAGES (INCLUDING, BUT NOT

LIMITED TO, PROCUREMENT OF SUBSTITUTE GOODS OR SERVICES; LOSS OF USE,

DATA, OR PROFITS; OR BUSINESS INTERRUPTION) HOWEVER CAUSED AND ON ANY

THEORY OF LIABILITY, WHETHER IN CONTRACT, STRICT LIABILITY, OR TORT

(INCLUDING NEGLIGENCE OR OTHERWISE) ARISING IN ANY WAY OUT OF THE USE

OF THIS SOFTWARE, EVEN IF ADVISED OF THE POSSIBILITY OF SUCH DAMAGE.

WebP image encoder/decoder

URL: <http://developers.google.com/speed/webp>

Additional IP Rights Grant (Patents)

"These implementations" means the copyrightable works that implement the WebM

codecs distributed by Google as part of the WebM Project.

Google hereby grants to you a perpetual, worldwide, non-exclusive, no-charge,

royalty-free, irrevocable (except as stated in this section) patent license to

make, have made, use, offer to sell, sell, import, transfer, and otherwise

run, modify and propagate the contents of these implementations of WebM, where

such license applies only to those patent claims, both currently owned by

Google and acquired in the future, licensable by Google that are necessarily

infringed by these implementations of WebM. This grant does not include claims

that would be infringed only as a consequence of further modification of these

or agree to the institution of patent litigation or any other patent

enforcement activity against any entity (including a cross-claim or

counterclaim in a lawsuit) alleging that any of these implementations of WebM

or any code incorporated within any of these implementations of WebM

constitute direct or contributory patent infringement, or inducement of

patent infringement, then any patent rights granted to you under this License

for these implementations of WebM shall terminate as of the date such

litigation is filed.

libxml

URL: <http://xmlsoft.org>

Except where otherwise noted in the source code (e.g. the files hash.c,

with different Copyright notices) all the files are:

Copyright (C) 1998-2012 Daniel Veillard. All Rights Reserved.

Permission is hereby granted, free of charge, to any person obtaining a copy

of this software and associated documentation files (the "Software"), to deal

in the Software without restriction, including without limitation the rights

to use, copy, modify, merge, publish, distribute, sublicense, and/or sell

copies of the Software, and to permit persons to whom the Software is fur-

nished to do so, subject to the following conditions:

The above copyright notice and this permission notice shall be included in

all copies or substantial portions of the Software.

THE SOFTWARE IS PROVIDED "AS IS", WITHOUT WARRANTY OF ANY KIND, EXPRESS OR IMPLIED, INCLUDING BUT NOT LIMITED TO THE WARRANTIES OF MERCHANTABILITY, FITNESS FOR A PARTICULAR PURPOSE AND NONINFRINGEMENT. IN NO EVENT SHALL THE AUTHORS OR COPYRIGHT HOLDERS BE LIABLE FOR ANY CLAIM, DAMAGES OR OTHER LIABILITY, WHETHER IN AN ACTION OF CONTRACT, TORT OR OTHERWISE, ARISING FROM, OUT OF OR IN CONNECTION WITH THE SOFTWARE OR THE USE OR OTHER DEALINGS IN THE SOFTWARE.

libxslt

URL: <http://xmlsoft.org/XSLT>

Licence for libxslt except libexslt

Copyright (C) 2001-2002 Daniel Veillard. All Rights Reserved.

Permission is hereby granted, free of charge, to any person obtaining a copy

of this software and associated documentation files (the "Software"), to deal in the Software without restriction, including without limitation the rights to use, copy, modify, merge, publish, distribute, sublicense, and/or sell copies of the Software, and to permit persons to whom the Software is furnished to do so, subject to the following conditions:

The above copyright notice and this permission notice shall be included in all copies or substantial portions of the Software.

THE SOFTWARE IS PROVIDED "AS IS", WITHOUT WARRANTY OF ANY KIND, EXPRESS OR IMPLIED, INCLUDING BUT NOT LIMITED TO THE WARRANTIES OF MERCHANTABILITY, FITNESS FOR A PARTICULAR PURPOSE AND NONINFRINGEMENT. IN NO EVENT SHALL THE DANIEL VEILLARD BE LIABLE FOR ANY CLAIM, DAMAGES OR OTHER LIABILITY, WHETHER IN AN ACTION OF CONTRACT, TORT OR OTHERWISE, ARISING FROM, OUT OF OR IN CONNECTION WITH THE SOFTWARE OR THE USE OR OTHER DEALINGS IN THE SOFTWARE.

Except as contained in this notice, the name of Daniel Veillard shall not be used in advertising or otherwise to promote the sale, use or other dealings in this Software without prior written authorization from him.

Licence for libexslt

Copyright (C) 2001-2002 Thomas Broyer, Charlie Bozeman and Daniel Veillard.

All Rights Reserved.

Permission is hereby granted, free of charge, to any person obtaining a copy of this software and associated documentation files

(the "Software"), to deal in the Software without restriction, including without limitation the rights to use, copy, modify, merge, publish, distribute, sublicense, and/or sell copies of the Software, and to permit persons to whom the Software is furnished to do so, subject to the following conditions:

The above copyright notice and this permission notice shall be included in all copies or substantial portions of the Software.

THE SOFTWARE IS PROVIDED "AS IS", WITHOUT WARRANTY OF ANY KIND, EXPRESS OR IMPLIED, INCLUDING BUT NOT LIMITED TO THE WARRANTIES OF MERCHANTABILITY, FITNESS FOR A PARTICULAR PURPOSE AND NONINFRINGEMENT. IN NO EVENT SHALL THE AUTHORS BE LIABLE FOR ANY CLAIM, DAMAGES OR OTHER LIABILITY, WHETHER IN AN ACTION OF CONTRACT, TORT OR OTHERWISE, ARISING FROM, OUT OF OR IN CONNECTION WITH THE SOFTWARE OR THE USE OR OTHER DEALINGS IN THE SOFTWARE.

Except as contained in this notice, the name of the authors shall not be used in advertising or otherwise to promote the sale, use or other dealings in this Software without prior written authorization from him.

libyuv

URL: <http://code.google.com/p/libyuv/>

Copyright 2011 The LibYuv Project Authors. All rights reserved.

Redistribution and use in source and binary forms, with or without

modification, are permitted provided that the following conditions are met:

* Redistributions of source code must retain the above copyright notice, this list of conditions and the following disclaimer.

* Redistributions in binary form must reproduce the above copyright notice, this list of conditions and the following disclaimer in the documentation and/or other materials provided with the distribution.

* Neither the name of Google nor the names of its contributors may be used to endorse or promote products derived from this software without specific prior written permission.

THIS SOFTWARE IS PROVIDED BY THE COPYRIGHT HOLDERS AND CONTRIBUTORS "AS IS" AND ANY EXPRESS OR IMPLIED WARRANTIES, INCLUDING, BUT NOT LIMITED TO, THE IMPLIED WARRANTIES OF MERCHANTABILITY AND FITNESS FOR A PARTICULAR PURPOSE ARE DISCLAIMED. IN NO EVENT SHALL THE COPYRIGHT HOLDER OR CONTRIBUTORS BE LIABLE FOR ANY DIRECT, INDIRECT, INCIDENTAL, SPECIAL, EXEMPLARY, OR CONSEQUENTIAL DAMAGES (INCLUDING, BUT NOT LIMITED TO, PROCUREMENT OF SUBSTITUTE GOODS OR SERVICES; LOSS OF USE, DATA, OR PROFITS; OR BUSINESS INTERRUPTION) HOWEVER CAUSED AND ON ANY THEORY OF LIABILITY, WHETHER IN CONTRACT, STRICT LIABILITY, OR TORT (INCLUDING NEGLIGENCE OR OTHERWISE) ARISING IN ANY WAY OUT OF THE USE OF THIS SOFTWARE, EVEN IF ADVISED OF THE POSSIBILITY OF SUCH DAMAGE.

linux-syscall-support

URL: <http://code.google.com/p/linux-syscall-support/>

// Copyright 2015 The Chromium Authors. All rights reserved.

```
//
// Redistribution and use in source and binary forms,
// with or without
// modification, are permitted provided that the
// following conditions are
// met:
//
// * Redistributions of source code must retain
// the above copyright
// notice, this list of conditions and the following
// disclaimer.
//
// * Redistributions in binary form must reproduce
// the above
// copyright notice, this list of conditions and the
// following disclaimer
// in the documentation and/or other materials
// provided with the
// distribution.
//
// * Neither the name of Google Inc. nor the
// names of its
// contributors may be used to endorse or promote
// products derived from
// this software without specific prior written
// permission.
//
// THIS SOFTWARE IS PROVIDED BY THE
// COPYRIGHT HOLDERS AND CONTRIBUTORS
// "AS IS" AND ANY EXPRESS OR IMPLIED
// WARRANTIES, INCLUDING, BUT NOT
// LIMITED TO, THE IMPLIED WARRANTIES OF
// MERCHANTABILITY AND FITNESS FOR
// A PARTICULAR PURPOSE ARE DISCLAIMED. IN NO
// EVENT SHALL THE COPYRIGHT
// OWNER OR CONTRIBUTORS BE LIABLE FOR ANY
// DIRECT, INDIRECT, INCIDENTAL,
// SPECIAL, EXEMPLARY, OR CONSEQUENTIAL
// DAMAGES (INCLUDING, BUT NOT
// LIMITED TO, PROCUREMENT OF SUBSTITUTE
// GOODS OR SERVICES; LOSS OF USE,
// DATA, OR PROFITS; OR BUSINESS
// INTERRUPTION) HOWEVER CAUSED AND ON ANY
// THEORY OF LIABILITY, WHETHER IN CONTRACT,
// STRICT LIABILITY, OR TORT
// (INCLUDING NEGLIGENCE OR OTHERWISE)
// ARISING IN ANY WAY OUT OF THE USE
// OF THIS SOFTWARE, EVEN IF ADVISED OF THE
// POSSIBILITY OF SUCH DAMAGE.
```

LZ4 - Extremely fast compression

URL: <https://code.google.com/p/lz4/>

LZ4 Library

Copyright (c) 2011-2014, Yann Collet

All rights reserved.

Redistribution and use in source and binary forms,
with or without modification,

are permitted provided that the following conditions
are met:

* Redistributions of source code must retain the
above copyright notice, this

list of conditions and the following disclaimer.

* Redistributions in binary form must reproduce the
above copyright notice, this

list of conditions and the following disclaimer in the
documentation and/or

other materials provided with the distribution.

THIS SOFTWARE IS PROVIDED BY THE COPYRIGHT
HOLDERS AND CONTRIBUTORS "AS IS" AND

ANY EXPRESS OR IMPLIED WARRANTIES,
INCLUDING, BUT NOT LIMITED TO, THE IMPLIED
WARRANTIES OF MERCHANTABILITY AND FITNESS
FOR A PARTICULAR PURPOSE ARE

ANY DIRECT, INDIRECT, INCIDENTAL, SPECIAL,
EXEMPLARY, OR CONSEQUENTIAL DAMAGES
(INCLUDING, BUT NOT LIMITED TO, PROCUREMENT
OF SUBSTITUTE GOODS OR SERVICES;

LOSS OF USE, DATA, OR PROFITS; OR BUSINESS
INTERRUPTION) HOWEVER CAUSED AND ON

ANY THEORY OF LIABILITY, WHETHER IN
CONTRACT, STRICT LIABILITY, OR TORT

(INCLUDING NEGLIGENCE OR OTHERWISE) ARISING
IN ANY WAY OUT OF THE USE OF THIS

SOFTWARE, EVEN IF ADVISED OF THE POSSIBILITY
OF SUCH DAMAGE.

LZMA SDK

URL: <http://www.7-zip.org/sdk.html>

LZMA SDK is placed in the public domain.

mesa

URL: <http://www.mesa3d.org/>

The default Mesa license is as follows:

Copyright (C) 1999-2007 Brian Paul All Rights
Reserved.

Permission is hereby granted, free of charge, to any
person obtaining a

copy of this software and associated documentation
files (the "Software"),

to deal in the Software without restriction, including
without limitation

the rights to use, copy, modify, merge, publish,
distribute, sublicense,

and/or sell copies of the Software, and to permit
persons to whom the

Software is furnished to do so, subject to the
following conditions:

The above copyright notice and this permission
notice shall be included

in all copies or substantial portions of the Software.

THE SOFTWARE IS PROVIDED "AS IS", WITHOUT
WARRANTY OF ANY KIND, EXPRESS

OR IMPLIED, INCLUDING BUT NOT LIMITED TO THE
WARRANTIES OF MERCHANTABILITY,

FITNESS FOR A PARTICULAR PURPOSE AND
NONINFRINGEMENT. IN NO EVENT SHALL

BRIAN PAUL BE LIABLE FOR ANY CLAIM, DAMAGES
OR OTHER LIABILITY, WHETHER IN

AN ACTION OF CONTRACT, TORT OR OTHERWISE,
ARISING FROM, OUT OF OR IN

CONNECTION WITH THE SOFTWARE OR THE USE
OR OTHER DEALINGS IN THE SOFTWARE.

Some parts of Mesa are copyrighted under the GNU
LGPL. See the

Mesa/docs/COPYRIGHT file for details.

modp base64 decoder

URL: <https://github.com/client9/stringencoders>

* MODP_B64 - High performance base64
encoder/decoder

* Version 1.3 -- 17-Mar-2006

* <http://modp.com/release/base64>

*

* Copyright (c) 2005, 2006 Nick Galbreath -- nickg[at]modp[dot]com

* All rights reserved.

*

* Redistribution and use in source and binary forms, with or without

* modification, are permitted provided that the following conditions are

* met:

*

* Redistributions of source code must retain the above copyright

* notice, this list of conditions and the following disclaimer.

*

* Redistributions in binary form must reproduce the above copyright

* notice, this list of conditions and the following disclaimer in the

* documentation and/or other materials provided with the distribution.

*

* Neither the name of the modp.com nor the names of its

* contributors may be used to endorse or promote products derived from

* this software without specific prior written permission.

*

* THIS SOFTWARE IS PROVIDED BY THE COPYRIGHT HOLDERS AND CONTRIBUTORS

* "AS IS" AND ANY EXPRESS OR IMPLIED WARRANTIES, INCLUDING, BUT NOT

* LIMITED TO, THE IMPLIED WARRANTIES OF MERCHANTABILITY AND FITNESS FOR

* A PARTICULAR PURPOSE ARE DISCLAIMED. IN NO EVENT SHALL THE COPYRIGHT

* OWNER OR CONTRIBUTORS BE LIABLE FOR ANY DIRECT, INDIRECT, INCIDENTAL,

* SPECIAL, EXEMPLARY, OR CONSEQUENTIAL DAMAGES (INCLUDING, BUT NOT

* LIMITED TO, PROCUREMENT OF SUBSTITUTE GOODS OR SERVICES; LOSS OF USE,

* DATA, OR PROFITS; OR BUSINESS

INTERRUPTION) HOWEVER CAUSED AND ON ANY

* THEORY OF LIABILITY, WHETHER IN CONTRACT, STRICT LIABILITY, OR TORT

* (INCLUDING NEGLIGENCE OR OTHERWISE) ARISING IN ANY WAY OUT OF THE USE

* OF THIS SOFTWARE, EVEN IF ADVISED OF THE POSSIBILITY OF SUCH DAMAGE.

Mojo

URL: <https://github.com/domokit/mojo>

// Copyright 2014 The Chromium Authors. All rights reserved.

//

// Redistribution and use in source and binary forms, with or without

// modification, are permitted provided that the following conditions are

// met:

//

// * Redistributions of source code must retain the above copyright

// notice, this list of conditions and the following disclaimer.

// * Redistributions in binary form must reproduce the above

// copyright notice, this list of conditions and the following disclaimer

// in the documentation and/or other materials provided with the

// distribution.

// * Neither the name of Google Inc. nor the names of its

// contributors may be used to endorse or promote products derived from

// this software without specific prior written permission.

//

// THIS SOFTWARE IS PROVIDED BY THE COPYRIGHT HOLDERS AND CONTRIBUTORS

// "AS IS" AND ANY EXPRESS OR IMPLIED WARRANTIES, INCLUDING, BUT NOT

// LIMITED TO, THE IMPLIED WARRANTIES OF MERCHANTABILITY AND FITNESS FOR

// A PARTICULAR PURPOSE ARE DISCLAIMED. IN NO EVENT SHALL THE COPYRIGHT

// OWNER OR CONTRIBUTORS BE LIABLE FOR ANY

DIRECT, INDIRECT, INCIDENTAL,
// SPECIAL, EXEMPLARY, OR CONSEQUENTIAL
DAMAGES (INCLUDING, BUT NOT
// LIMITED TO, PROCUREMENT OF SUBSTITUTE
GOODS OR SERVICES; LOSS OF USE,
// DATA, OR PROFITS; OR BUSINESS
INTERRUPTION) HOWEVER CAUSED AND ON ANY
// THEORY OF LIABILITY, WHETHER IN CONTRACT,
STRICT LIABILITY, OR TORT
// (INCLUDING NEGLIGENCE OR OTHERWISE)
ARISING IN ANY WAY OUT OF THE USE
// OF THIS SOFTWARE, EVEN IF ADVISED OF THE
POSSIBILITY OF SUCH DAMAGE.

mt19937ar

URL: <http://www.math.sci.hiroshima-u.ac.jp/~m-mat/MT/MT2002/emt19937ar.html>

A C-program for MT19937, with initialization
improved 2002/1/26.

Coded by Takuji Nishimura and Makoto
Matsumoto.

Before using, initialize the state by using
init_genrand(seed)

or init_by_array(init_key, key_length).

Copyright (C) 1997 - 2002, Makoto Matsumoto
and Takuji Nishimura,

All rights
reserved.

Redistribution and use in source and binary forms,
with or without

modification, are permitted provided that the
following conditions

are met:

1. Redistributions of source code must retain the
above copyright

notice, this list of conditions and the
following disclaimer.

2. Redistributions in binary form must reproduce
the above copyright

notice, this list of conditions and the
following disclaimer in the

documentation and/or other materials
provided with the distribution.

3. The names of its contributors may not be
used to endorse or promote

products derived from this software without
specific prior written

permission.

THIS SOFTWARE IS PROVIDED BY THE
COPYRIGHT HOLDERS AND CONTRIBUTORS

"AS IS" AND ANY EXPRESS OR IMPLIED
WARRANTIES, INCLUDING, BUT NOT

LIMITED TO, THE IMPLIED WARRANTIES OF
MERCHANTABILITY AND FITNESS FOR

A PARTICULAR PURPOSE ARE DISCLAIMED. IN
NO EVENT SHALL THE COPYRIGHT OWNER OR

CONTRIBUTORS BE LIABLE FOR ANY DIRECT,
INDIRECT, INCIDENTAL, SPECIAL,

EXEMPLARY, OR CONSEQUENTIAL DAMAGES
(INCLUDING, BUT NOT LIMITED TO,

PROCUREMENT OF SUBSTITUTE GOODS OR
SERVICES; LOSS OF USE, DATA, OR

PROFITS; OR BUSINESS INTERRUPTION)
HOWEVER CAUSED AND ON ANY THEORY OF

LIABILITY, WHETHER IN CONTRACT, STRICT
LIABILITY, OR TORT (INCLUDING

NEGLIGENCE OR OTHERWISE) ARISING IN ANY
WAY OUT OF THE USE OF THIS

SOFTWARE, EVEN IF ADVISED OF THE
POSSIBILITY OF SUCH DAMAGE.

Netscape Plugin Application Programming Interface
(NPAPI)

URL: <http://mxr.mozilla.org/mozilla-central/source/modules/plugin/base/public/>

Version: MPL 1.1/GPL 2.0/LGPL 2.1

The contents of this file are subject to the Mozilla
Public License Version

the License. You may obtain a copy of the License at

<http://www.mozilla.org/MPL/>

Software distributed under the License is distributed
on an "AS IS" basis,

WITHOUT WARRANTY OF ANY KIND, either express

or implied. See the License for the specific language governing rights and limitations under the

The Original Code is mozilla.org code.

The Initial Developer of the Original Code is Netscape Communications Corporation.

Portions created by the Initial Developer are Copyright (C) 1998 the Initial Developer. All Rights Reserved.

Contributor(s):

Alternatively, the contents of this file may be used under the terms of

either the GNU General Public License Version 2 or later (the "GPL"), or

the GNU Lesser General Public License Version 2.1 or later (the "LGPL"),

in which case the provisions of the GPL or the LGPL are applicable instead

of those above. If you wish to allow use of your version of this file only

under the terms of either the GPL or the LGPL, and not to allow others to

use your version of this file under the terms of the MPL, indicate your

decision by deleting the provisions above and replace them with the notice

and other provisions required by the GPL or the LGPL. If you do not delete

the provisions above, a recipient may use your version of this file under

the terms of any one of the MPL, the GPL or the LGPL.

OpenMAX DL

URL:

<https://silver.arm.com/download/Software/Graphics/OX000-BU-00010-r1p0-00bet0/OX000-BU-00010-r1p0-00bet0.tgz>

Use of this source code is governed by a BSD-style license that can be

found in the LICENSE file in the root of the source tree. All

contributing project authors may be found in the AUTHORS file in the root of the source tree.

The files were originally licensed by ARM Limited.

The following files:

* dl/api/omxtypes.h

* dl/sp/api/omxSP.h

are licensed by Khronos:

Copyright © 2005–2008 The Khronos Group Inc. All Rights Reserved.

These materials are protected by copyright laws and contain material

proprietary to the Khronos Group, Inc. You may use these materials

for implementing Khronos specifications, without altering or removing

any trademark, copyright or other notice from the specification.

Khronos Group makes no, and expressly disclaims any, representations

or warranties, express or implied, regarding these materials, including,

without limitation, any implied warranties of merchantability or fitness

for a particular purpose or non-infringement of any intellectual property.

Khronos Group makes no, and expressly disclaims any, warranties, express

or implied, regarding the correctness, accuracy, completeness, timeliness,

and reliability of these materials.

Under no circumstances will the Khronos Group, or any of its Promoters,

Contributors or Members or their respective partners, officers, directors,

employees, agents or representatives be liable for any damages, whether

direct, indirect, special or consequential damages for

lost revenues,
lost profits, or otherwise, arising from or in connection
with these

Khronos and OpenMAX are trademarks of the
Khronos Group Inc.

opus

URL: <http://git.xiph.org/?p=opus.git>

Copyright 2001–2011 Xiph.Org, Skype Limited, Octasic,

Jean-Marc Valin, Timothy

B. Terriberry,

CSIRO, Gregory Maxwell,

Mark Borgerding,

Erik de Castro Lopo

Redistribution and use in source and binary forms,
with or without

modification, are permitted provided that the
following conditions

are met:

– Redistributions of source code must retain the
above copyright

notice, this list of conditions and the following
disclaimer.

– Redistributions in binary form must reproduce the
above copyright

notice, this list of conditions and the following
disclaimer in the

documentation and/or other materials provided with
the distribution.

– Neither the name of Internet Society, IETF or IETF
Trust, nor the

names of specific contributors, may be used to
endorse or promote

products derived from this software without specific
prior written

THIS SOFTWARE IS PROVIDED BY THE COPYRIGHT
HOLDERS AND CONTRIBUTORS

“AS IS” AND ANY EXPRESS OR IMPLIED
WARRANTIES, INCLUDING, BUT NOT

LIMITED TO, THE IMPLIED WARRANTIES OF
MERCHANTABILITY AND FITNESS FOR

A PARTICULAR PURPOSE ARE DISCLAIMED. IN NO
EVENT SHALL THE COPYRIGHT OWNER

OR CONTRIBUTORS BE LIABLE FOR ANY DIRECT,
INDIRECT, INCIDENTAL, SPECIAL,

EXEMPLARY, OR CONSEQUENTIAL DAMAGES
(INCLUDING, BUT NOT LIMITED TO,

PROCUREMENT OF SUBSTITUTE GOODS OR
SERVICES; LOSS OF USE, DATA, OR

PROFITS; OR BUSINESS INTERRUPTION) HOWEVER
CAUSED AND ON ANY THEORY OF

LIABILITY, WHETHER IN CONTRACT, STRICT
LIABILITY, OR TORT (INCLUDING

NEGLIGENCE OR OTHERWISE) ARISING IN ANY WAY
OUT OF THE USE OF THIS

SOFTWARE, EVEN IF ADVISED OF THE POSSIBILITY
OF SUCH DAMAGE.

Opus is subject to the royalty-free patent licenses
which are

specified at:

<https://datatracker.ietf.org/ipr/1524/>

Microsoft Corporation:

<https://datatracker.ietf.org/ipr/1914/>

Broadcom Corporation:

<https://datatracker.ietf.org/ipr/1526/>

OTS (OpenType Sanitizer)

URL: <https://github.com/khaledhosny/ots.git>

PLY (Python Lex-Yacc)

URL: <http://www.dabeaz.com/ply/ply-3.4.tar.gz>

PLY (Python Lex-Yacc)

Version 3.4

Protocol Buffers

URL: <http://protobuf.googlecode.com/svn/trunk>

Code generated by the Protocol Buffer compiler is
owned by the owner

of the input file used when generating it. This code is
not

standalone and requires a support library to be linked
with it. This

support library is itself covered by the above license.

Quick Color Management System

URL: <https://github.com/jrmuizel/qcms/tree/v4>

qcms

Copyright (C) 2009 Mozilla Corporation

Copyright (C) 1998-2007 Marti Maria

Permission is hereby granted, free of charge, to any person obtaining

a copy of this software and associated documentation files (the "Software"),

to deal in the Software without restriction, including without limitation

the rights to use, copy, modify, merge, publish, distribute, sublicense,

and/or sell copies of the Software, and to permit persons to whom the Software

is furnished to do so, subject to the following conditions:

The above copyright notice and this permission notice shall be included in

all copies or substantial portions of the Software.

THE SOFTWARE IS PROVIDED "AS IS", WITHOUT WARRANTY OF ANY KIND,

EXPRESS OR IMPLIED, INCLUDING BUT NOT LIMITED TO

THE WARRANTIES OF MERCHANTABILITY, FITNESS FOR A PARTICULAR PURPOSE AND

LIABLE FOR ANY CLAIM, DAMAGES OR OTHER LIABILITY, WHETHER IN AN ACTION

OF CONTRACT, TORT OR OTHERWISE, ARISING FROM, OUT OF OR IN CONNECTION

WITH THE SOFTWARE OR THE USE OR OTHER DEALINGS IN THE SOFTWARE.

re2 - an efficient, principled regular expression library

URL: <https://github.com/google/re2>

sfntly

URL: <https://github.com/googlei18n/sfntly>

Skia

URL: <https://skia.org/>

Some files under resources are under the following license:

Unlimited Commercial Use

We try to make it clear that you may use all clipart from Openclipart even for unlimited commercial use. We believe that giving away our images is a great way to share with the world our talents and that will come back around in a better form.

May I Use Openclipart for?

We put together a small chart of as many possibilities and questions we have heard from people asking how they may use Openclipart. If you have an additional question, please email love@openclipart.org.

All Clipart are Released into the Public Domain.

Each artist at Openclipart releases all rights to the images they share at Openclipart. The reason is so that there is no friction in using and sharing images authors make available at this website so that each artist might also receive the same benefit in using other artists clipart totally for any possible reason.

SMHasher

URL: <http://code.google.com/p/smhasher/>

Snappy: A fast compressor/decompressor

URL: <http://google.github.io/snappy/>

sqlite

URL: <http://sqlite.org/>

The author disclaims copyright to this source code. In place of a legal notice, here is a blessing:

May you do good and not evil.

May you find forgiveness for yourself and forgive others.

May you share freely, never taking more than you give.

tcmmalloc

URL: <http://gperftools.googlecode.com/>

The USB ID Repository

URL: <http://www.linux-usb.org/usb-ids.html>

Copyright (c) 2012, Linux USB Project

All rights reserved.

Redistribution and use in source and binary forms, with or without modification, are permitted provided that the following conditions are met:

- o Redistributions of source code must retain the above copyright notice, this list of conditions and the following disclaimer.
- o Redistributions in binary form must reproduce the above copyright notice, this list of conditions and the following disclaimer in the documentation and/or other materials provided with the distribution.
- o Neither the name of the Linux USB Project nor the names of its contributors may be used to endorse or promote products derived from this software without specific prior written permission.

THIS SOFTWARE IS PROVIDED BY THE COPYRIGHT HOLDERS AND CONTRIBUTORS "AS IS" AND ANY EXPRESS OR IMPLIED WARRANTIES, INCLUDING, BUT NOT LIMITED TO, THE IMPLIED WARRANTIES OF MERCHANTABILITY AND FITNESS FOR A PARTICULAR PURPOSE ARE DISCLAIMED. IN NO EVENT SHALL THE COPYRIGHT HOLDER OR CONTRIBUTORS BE LIABLE FOR ANY DIRECT, INDIRECT, INCIDENTAL, SPECIAL, EXEMPLARY, OR CONSEQUENTIAL DAMAGES (INCLUDING, BUT NOT LIMITED TO, PROCUREMENT OF SUBSTITUTE GOODS OR SERVICES; LOSS OF USE, DATA, OR PROFITS; OR BUSINESS INTERRUPTION) HOWEVER CAUSED AND ON ANY THEORY OF LIABILITY, WHETHER IN CONTRACT, STRICT LIABILITY, OR TORT (INCLUDING NEGLIGENCE OR OTHERWISE) ARISING IN ANY WAY OUT OF THE USE OF THIS SOFTWARE, EVEN IF ADVISED OF THE POSSIBILITY OF SUCH DAMAGE.

usrsrcp

URL: <http://github.com/sctplab/usrsrcp>

(Copied from the COPYRIGHT file of <https://code.google.com/p/sctp-refimpl/source/browse/trunk/COPYRIGHT>)

Copyright (c) 2001, 2002 Cisco Systems, Inc.
Copyright (c) 2002-12 Randall R. Stewart
Copyright (c) 2002-12 Michael Tuexen
All rights reserved.

Redistribution and use in source and binary forms, with or without modification, are permitted provided that the following conditions are met:

- o notice, this list of conditions and the following disclaimer.
- o notice, this list of conditions and the following disclaimer in the documentation and/or other materials provided with the distribution.

THIS SOFTWARE IS PROVIDED BY THE AUTHOR AND CONTRIBUTORS "AS IS" AND ANY EXPRESS OR IMPLIED WARRANTIES, INCLUDING, BUT NOT LIMITED TO, THE IMPLIED WARRANTIES OF MERCHANTABILITY AND FITNESS FOR A PARTICULAR PURPOSE ARE DISCLAIMED. IN NO EVENT SHALL THE AUTHOR OR CONTRIBUTORS BE LIABLE FOR ANY DIRECT, INDIRECT, INCIDENTAL, SPECIAL, EXEMPLARY, OR CONSEQUENTIAL DAMAGES (INCLUDING, BUT NOT LIMITED TO, PROCUREMENT OF SUBSTITUTE GOODS OR SERVICES; LOSS OF USE, DATA, OR PROFITS; OR BUSINESS INTERRUPTION) HOWEVER CAUSED AND ON ANY THEORY OF LIABILITY, WHETHER IN CONTRACT, STRICT LIABILITY, OR TORT (INCLUDING NEGLIGENCE OR OTHERWISE) ARISING IN ANY WAY

OUT OF THE USE OF THIS SOFTWARE, EVEN IF ADVISED OF THE POSSIBILITY OF SUCH DAMAGE.

wayland

URL: <http://wayland.freedesktop.org/>

Copyright © 2008–2012 Kristian Høgsberg

Copyright © 2010–2012 Intel Corporation

Copyright © 2011 Benjamin Franzke

Copyright © 2012 Collabora, Ltd.

Permission is hereby granted, free of charge, to any person obtaining a

copy of this software and associated documentation files (the "Software"),

to deal in the Software without restriction, including without limitation

the rights to use, copy, modify, merge, publish, distribute, sublicense,

and/or sell copies of the Software, and to permit persons to whom the

Software is furnished to do so, subject to the following conditions:

The above copyright notice and this permission notice (including the next

paragraph) shall be included in all copies or substantial portions of the

THE SOFTWARE IS PROVIDED "AS IS", WITHOUT WARRANTY OF ANY KIND, EXPRESS OR

IMPLIED, INCLUDING BUT NOT LIMITED TO THE WARRANTIES OF MERCHANTABILITY,

FITNESS FOR A PARTICULAR PURPOSE AND NONINFRINGEMENT. IN NO EVENT SHALL

THE AUTHORS OR COPYRIGHT HOLDERS BE LIABLE FOR ANY CLAIM, DAMAGES OR OTHER

LIABILITY, WHETHER IN AN ACTION OF CONTRACT, TORT OR OTHERWISE, ARISING

FROM, OUT OF OR IN CONNECTION WITH THE SOFTWARE OR THE USE OR OTHER

DEALINGS IN THE SOFTWARE.

The above is the version of the MIT "Expat" License used by X.org:

<http://cgit.freedesktop.org/xorg/xserver/tree/COPYING>

wayland-protocols

URL: <http://wayland.freedesktop.org/>

Copyright © 2008–2013 Kristian Høgsberg

Copyright © 2010–2013 Intel Corporation

Copyright © 2013 Rafael Antognolli

Copyright © 2013 Jasper St. Pierre

Copyright © 2014 Jonas Ådahl

Copyright © 2014 Jason Ekstrand

Copyright © 2014–2015 Collabora, Ltd.

Copyright © 2015 Red Hat Inc.

Permission is hereby granted, free of charge, to any person obtaining a

copy of this software and associated documentation files (the "Software"),

to deal in the Software without restriction, including without limitation

the rights to use, copy, modify, merge, publish, distribute, sublicense,

and/or sell copies of the Software, and to permit persons to whom the

Software is furnished to do so, subject to the following conditions:

The above copyright notice and this permission notice (including the next

paragraph) shall be included in all copies or substantial portions of the

THE SOFTWARE IS PROVIDED "AS IS", WITHOUT WARRANTY OF ANY KIND, EXPRESS OR

IMPLIED, INCLUDING BUT NOT LIMITED TO THE WARRANTIES OF MERCHANTABILITY,

FITNESS FOR A PARTICULAR PURPOSE AND NONINFRINGEMENT. IN NO EVENT SHALL

THE AUTHORS OR COPYRIGHT HOLDERS BE LIABLE FOR ANY CLAIM, DAMAGES OR OTHER

LIABILITY, WHETHER IN AN ACTION OF CONTRACT,

TORT OR OTHERWISE, ARISING FROM, OUT OF OR IN CONNECTION WITH THE SOFTWARE OR THE USE OR OTHER DEALINGS IN THE SOFTWARE.

The above is the version of the MIT "Expat" License used by X.org:

<http://cgit.freedesktop.org/xorg/xserver/tree/COPYING>

Web Animations JS

URL: <https://github.com/web-animations/web-animations-js>

WebRTC

URL: <http://www.webrtc.org>

Copyright (c) 2011, The WebRTC project authors. All rights reserved.

Redistribution and use in source and binary forms, with or without

modification, are permitted provided that the following conditions are

met:

* Redistributions of source code must retain the above copyright

notice, this list of conditions and the following disclaimer.

* Redistributions in binary form must reproduce the above copyright

notice, this list of conditions and the following disclaimer in

the documentation and/or other materials provided with the

distribution.

* Neither the name of Google nor the names of its contributors may

be used to endorse or promote products derived

from this software

without specific prior written permission.

THIS SOFTWARE IS PROVIDED BY THE COPYRIGHT HOLDERS AND CONTRIBUTORS

"AS IS" AND ANY EXPRESS OR IMPLIED WARRANTIES, INCLUDING, BUT NOT

LIMITED TO, THE IMPLIED WARRANTIES OF MERCHANTABILITY AND FITNESS FOR

A PARTICULAR PURPOSE ARE DISCLAIMED. IN NO EVENT SHALL THE COPYRIGHT

HOLDER OR CONTRIBUTORS BE LIABLE FOR ANY DIRECT, INDIRECT, INCIDENTAL,

SPECIAL, EXEMPLARY, OR CONSEQUENTIAL DAMAGES (INCLUDING, BUT NOT

LIMITED TO, PROCUREMENT OF SUBSTITUTE GOODS OR SERVICES; LOSS OF USE,

DATA, OR PROFITS; OR BUSINESS INTERRUPTION) HOWEVER CAUSED AND ON ANY

THEORY OF LIABILITY, WHETHER IN CONTRACT, STRICT LIABILITY, OR TORT

(INCLUDING NEGLIGENCE OR OTHERWISE) ARISING IN ANY WAY OUT OF THE USE

OF THIS SOFTWARE, EVEN IF ADVISED OF THE POSSIBILITY OF SUCH DAMAGE.

x86inc

URL:

<http://git.videolan.org/?p=x264.git;a=blob:f=common/x86/x86inc.asm>

```
.*****  
,  
*****
```

```
.* x86inc.asm
```

```
.*****  
,  
*****
```

```
.* Copyright (C) 2005-2011 x264 project
```

```
.*  
,
```

```
.* Authors: Loren Merritt <lorenm@u.washington.edu>
```

```
.* Anton Mitrofanov  
<BugMaster@narod.ru>
```

```
.* Jason Garrett-Glaser  
<darkshikari@gmail.com>
```

```
.*  
,
```

```
.* Permission to use, copy, modify, and/or distribute  
this software for any
```

```
.* purpose with or without fee is hereby granted,
```

provided that the above
;* copyright notice and this permission notice appear
in all copies.

```
.*  
;  
;* THE SOFTWARE IS PROVIDED "AS IS" AND THE  
AUTHOR DISCLAIMS ALL WARRANTIES  
;* WITH REGARD TO THIS SOFTWARE INCLUDING  
ALL IMPLIED WARRANTIES OF  
;* MERCHANTABILITY AND FITNESS. IN NO EVENT  
SHALL THE AUTHOR BE LIABLE FOR  
;* ANY SPECIAL, DIRECT, INDIRECT, OR  
CONSEQUENTIAL DAMAGES OR ANY DAMAGES  
;* WHATSOEVER RESULTING FROM LOSS OF USE,  
DATA OR PROFITS, WHETHER IN AN  
;* ACTION OF CONTRACT, NEGLIGENCE OR OTHER  
TORTIOUS ACTION, ARISING OUT OF  
;* OR IN CONNECTION WITH THE USE OR  
PERFORMANCE OF THIS SOFTWARE.  
.*  
*****  
.*  
*****
```

```
;  
; This is a header file for the x264ASM assembly  
language, which uses  
;  
; NASM/YASM syntax combined with a large number  
of macros to provide easy  
;  
; abstraction between different calling conventions  
(x86_32, win64, linux64).  
;  
; It also has various other useful features to simplify  
writing the kind of  
;  
; DSP functions that are most often used in x264.  
;  
;  
; Unlike the rest of x264, this file is available under an  
ISC license, as it  
;  
; has significant usefulness outside of x264 and we  
want it to be available  
;  
; to the largest audience possible. Of course, if you  
modify it for your own  
;  
; purposes to add a new feature, we strongly  
encourage contributing a patch  
;  
; as this feature might be useful for others as well.  
Send patches or ideas  
;  
; to x264-devel@videolan.org .
```

```
zlib  
URL: http://zlib.net/
```

```
/* zlib.h -- interface of the 'zlib' general purpose
```

compression library
version 1.2.4, March 14th, 2010

Copyright (C) 1995-2010 Jean-loup Gailly and Mark Adler

This software is provided 'as-is', without any
express or implied
warranty. In no event will the authors be held
liable for any damages
arising from the use of this software.

Permission is granted to anyone to use this
software for any purpose,
including commercial applications, and to alter it
and redistribute it
freely, subject to the following restrictions:

1. The origin of this software must not be
misrepresented; you must not
claim that you wrote the original software. If
you use this software
in a product, an acknowledgment in the product
documentation would be
appreciated but is not required.
2. Altered source versions must be plainly marked
as such, and must not be
misrepresented as being the original software.
3. This notice may not be removed or altered from
any source distribution.

Jean-loup Gailly
Mark Adler

```
*/
```

url_parse
URL: <http://mxr.mozilla.org/comm-central/source/mozilla/network/base/src/nsURLParsers.cpp>

Copyright 2007, Google Inc.
All rights reserved.

Redistribution and use in source and binary forms,

with or without

modification, are permitted provided that the following conditions are

met:

* Redistributions of source code must retain the above copyright

notice, this list of conditions and the following disclaimer.

* Redistributions in binary form must reproduce the above

copyright notice, this list of conditions and the following disclaimer

in the documentation and/or other materials provided with the

* Neither the name of Google Inc. nor the names of its

contributors may be used to endorse or promote products derived from

this software without specific prior written permission.

THIS SOFTWARE IS PROVIDED BY THE COPYRIGHT HOLDERS AND CONTRIBUTORS

"AS IS" AND ANY EXPRESS OR IMPLIED WARRANTIES, INCLUDING, BUT NOT

LIMITED TO, THE IMPLIED WARRANTIES OF MERCHANTABILITY AND FITNESS FOR

A PARTICULAR PURPOSE ARE DISCLAIMED. IN NO EVENT SHALL THE COPYRIGHT

OWNER OR CONTRIBUTORS BE LIABLE FOR ANY DIRECT, INDIRECT, INCIDENTAL,

SPECIAL, EXEMPLARY, OR CONSEQUENTIAL DAMAGES (INCLUDING, BUT NOT

LIMITED TO, PROCUREMENT OF SUBSTITUTE GOODS OR SERVICES; LOSS OF USE,

DATA, OR PROFITS; OR BUSINESS INTERRUPTION) HOWEVER CAUSED AND ON ANY

THEORY OF LIABILITY, WHETHER IN CONTRACT, STRICT LIABILITY, OR TORT

(INCLUDING NEGLIGENCE OR OTHERWISE) ARISING IN ANY WAY OUT OF THE USE

OF THIS SOFTWARE, EVEN IF ADVISED OF THE POSSIBILITY OF SUCH DAMAGE.

The file url_parse.cc is based on nsURLParsers.cc

from Mozilla. This file is

licensed separately as follows:

The contents of this file are subject to the Mozilla Public License Version

the License. You may obtain a copy of the License at <http://www.mozilla.org/MPL/>

Software distributed under the License is distributed on an "AS IS" basis,

WITHOUT WARRANTY OF ANY KIND, either express or implied. See the License

for the specific language governing rights and limitations under the

The Original Code is mozilla.org code.

The Initial Developer of the Original Code is Netscape Communications Corporation.

Portions created by the Initial Developer are Copyright (C) 1998

the Initial Developer. All Rights Reserved.

Contributor(s):

Darin Fisher (original author)

Alternatively, the contents of this file may be used under the terms of

either the GNU General Public License Version 2 or later (the "GPL"), or

the GNU Lesser General Public License Version 2.1 or later (the "LGPL"),

in which case the provisions of the GPL or the LGPL are applicable instead

of those above. If you wish to allow use of your version of this file only

under the terms of either the GPL or the LGPL, and not to allow others to

use your version of this file under the terms of the MPL, indicate your

decision by deleting the provisions above and replace them with the notice

and other provisions required by the GPL or the LGPL. If you do not delete

the provisions above, a recipient may use your version of this file under

the terms of any one of the MPL, the GPL or the LGPL.

V8 JavaScript Engine

URL: <http://code.google.com/p/v8>

This license applies to all parts of V8 that are not externally

maintained libraries. The externally maintained libraries used by V8

are:

- PCRE test suite, located in

test/mjsunit/third_party/regexp-pcre/regexp-pcre.js. This is based on the

test suite from PCRE-7.3, which is copyrighted by the University

of Cambridge and Google, Inc. The copyright notice and license

are embedded in regexp-pcre.js.

- Layout tests, located in test/mjsunit/third_party/object-keys. These are

based on layout tests from webkit.org which are copyrighted by

Apple Computer, Inc. and released under a 3-clause BSD license.

- Strongtalk assembler, the basis of the files assembler-arm-inl.h,

assembler-arm.cc, assembler-arm.h, assembler-ia32-inl.h,

assembler-ia32.cc, assembler-ia32.h, assembler-x64-inl.h,

assembler-x64.cc, assembler-x64.h, assembler-mips-inl.h,

assembler-mips.cc, assembler-mips.h, assembler.cc and assembler.h.

This code is copyrighted by Sun Microsystems Inc. and released

under a 3-clause BSD license.

- Valgrind client API header, located at third_party/valgrind/valgrind.h

This is release under the BSD license.

These libraries have their own licenses; we recommend you read them,

as their terms may differ from the terms below.

Further license information can be found in LICENSE files located in

sub-directories.

Copyright 2014, the V8 project authors. All rights reserved.

Redistribution and use in source and binary forms, with or without

modification, are permitted provided that the following conditions are

met:

- * Redistributions of source code must retain the above copyright

notice, this list of conditions and the following disclaimer.

- * Redistributions in binary form must reproduce the above

copyright notice, this list of conditions and the following

disclaimer in the documentation and/or other materials provided

with the distribution.

- * Neither the name of Google Inc. nor the names of its

contributors may be used to endorse or promote products derived

from this software without specific prior written permission.

THIS SOFTWARE IS PROVIDED BY THE COPYRIGHT HOLDERS AND CONTRIBUTORS

"AS IS" AND ANY EXPRESS OR IMPLIED WARRANTIES, INCLUDING, BUT NOT

LIMITED TO, THE IMPLIED WARRANTIES OF MERCHANTABILITY AND FITNESS FOR

A PARTICULAR PURPOSE ARE DISCLAIMED. IN NO EVENT SHALL THE COPYRIGHT

OWNER OR CONTRIBUTORS BE LIABLE FOR ANY DIRECT, INDIRECT, INCIDENTAL,

SPECIAL, EXEMPLARY, OR CONSEQUENTIAL DAMAGES (INCLUDING, BUT NOT

LIMITED TO, PROCUREMENT OF SUBSTITUTE GOODS OR SERVICES; LOSS OF USE,

DATA, OR PROFITS; OR BUSINESS INTERRUPTION) HOWEVER CAUSED AND ON ANY THEORY OF LIABILITY, WHETHER IN CONTRACT, STRICT LIABILITY, OR TORT (INCLUDING NEGLIGENCE OR OTHERWISE) ARISING IN ANY WAY OUT OF THE USE OF THIS SOFTWARE, EVEN IF ADVISED OF THE POSSIBILITY OF SUCH DAMAGE.

fdlibm

URL: <http://www.netlib.org/fdlibm/>

Copyright (C) 1993-2004 by Sun Microsystems, Inc. All rights reserved.

Developed at SunSoft, a Sun Microsystems, Inc. business.

Permission to use, copy, modify, and distribute this software is freely granted, provided that this notice is preserved.

Strongtalk

URL: <http://www.strongtalk.org/>

Copyright (c) 1994-2006 Sun Microsystems Inc. All Rights Reserved.

Redistribution and use in source and binary forms, with or without modification, are permitted provided that the following conditions are met:

- Redistributions of source code must retain the above copyright notice, this list of conditions and the following disclaimer.
- Redistribution in binary form must reproduce the above copyright notice, this list of conditions and the following disclaimer in the documentation and/or other materials provided with the distribution.
- Neither the name of Sun Microsystems or the names

of contributors may be used to endorse or promote products derived from this software without specific prior written permission.

THIS SOFTWARE IS PROVIDED BY THE COPYRIGHT HOLDERS AND CONTRIBUTORS "AS

IS" AND ANY EXPRESS OR IMPLIED WARRANTIES, INCLUDING, BUT NOT LIMITED TO,

THE IMPLIED WARRANTIES OF MERCHANTABILITY AND FITNESS FOR A PARTICULAR

PURPOSE ARE DISCLAIMED. IN NO EVENT SHALL THE COPYRIGHT OWNER OR

CONTRIBUTORS BE LIABLE FOR ANY DIRECT, INDIRECT, INCIDENTAL, SPECIAL,

EXEMPLARY, OR CONSEQUENTIAL DAMAGES (INCLUDING, BUT NOT LIMITED TO,

PROCUREMENT OF SUBSTITUTE GOODS OR SERVICES; LOSS OF USE, DATA, OR

PROFITS; OR BUSINESS INTERRUPTION) HOWEVER CAUSED AND ON ANY THEORY OF

LIABILITY, WHETHER IN CONTRACT, STRICT LIABILITY, OR TORT (INCLUDING

NEGLIGENCE OR OTHERWISE) ARISING IN ANY WAY OUT OF THE USE OF THIS

SOFTWARE, EVEN IF ADVISED OF THE POSSIBILITY OF SUCH DAMAGE.

Extra bundled binaries

name License

libcap

URL: <https://sites.google.com/site/fullycapable/>

Unless otherwise *explicitly* stated, the following text describes the

licensed conditions under which the contents of this libcap release

may be used and distributed:

Redistribution and use in source and binary forms of libcap, with

or without modification, are permitted provided that the following

conditions are met:

notice, and this entire permission notice in its entirety,

including the disclaimer of warranties.

copyright notices, this list of conditions, and the following

disclaimer in the documentation and/or other materials provided

with the distribution.

products derived from this software without their specific prior

written permission.

ALTERNATIVELY, this product may be distributed under the terms of the

GNU General Public License (v2.0 - see below), in which case the

provisions of the GNU GPL are required INSTEAD OF the above restrictions.

(This clause is necessary due to a potential conflict

between the GNU GPL and the restrictions contained in a BSD-style

THIS SOFTWARE IS PROVIDED "AS IS" AND ANY EXPRESS OR IMPLIED

WARRANTIES, INCLUDING, BUT NOT LIMITED TO, THE IMPLIED WARRANTIES OF

MERCHANTABILITY AND FITNESS FOR A PARTICULAR PURPOSE ARE DISCLAIMED.

IN NO EVENT SHALL THE AUTHOR(S) BE LIABLE FOR ANY DIRECT, INDIRECT,

INCIDENTAL, SPECIAL, EXEMPLARY, OR CONSEQUENTIAL DAMAGES (INCLUDING,

BUT NOT LIMITED TO, PROCUREMENT OF SUBSTITUTE GOODS OR SERVICES; LOSS

OF USE, DATA, OR PROFITS; OR BUSINESS INTERRUPTION) HOWEVER CAUSED AND

ON ANY THEORY OF LIABILITY, WHETHER IN CONTRACT, STRICT LIABILITY, OR

TORT (INCLUDING NEGLIGENCE OR OTHERWISE) ARISING IN ANY WAY OUT OF THE

USE OF THIS SOFTWARE, EVEN IF ADVISED OF THE POSSIBILITY OF SUCH DAMAGE.

libnsspem

URL: <https://git.fedorahosted.org/cgi/nss-pem.git>

```
/* ***** BEGIN LICENSE BLOCK *****
```

```
* Version: MPL 1.1/GPL 2.0/LGPL 2.1
```

```
*
```

```
* The contents of this file are subject to the Mozilla Public License Version
```

```
* 1.1 (the "License"); you may not use this file except in compliance with
```

```
* the License. You may obtain a copy of the License at
```

```
* http://www.mozilla.org/MPL/
```

```
*
```

```
* Software distributed under the License is distributed on an "AS IS" basis,
```

```
* WITHOUT WARRANTY OF ANY KIND, either express or implied. See the License
```

```
* for the specific language governing rights and limitations under the
```

```
* License.
```

```
*
```

```
* The Original Code is the Netscape security libraries.
```

```
*
```

```
* The Initial Developer of the Original Code is
```

```
* Netscape Communications Corporation.
```

```
* Portions created by the Initial Developer are Copyright (C) 1994-2000
```

```
* the Initial Developer. All Rights Reserved.
```

```
*
```

```
* Contributor(s):
```

```
* Rob Crittenden (rcritten@redhat.com)
```

```
*
```

```
* Alternatively, the contents of this file may be used under the terms of
```

```
* either the GNU General Public License Version 2 or later (the "GPL"), or
```

```
* the GNU Lesser General Public License Version 2.1 or later (the "LGPL"),
```

```
* in which case the provisions of the GPL or the LGPL are applicable instead
```

```
* of those above. If you wish to allow use of your version of this file only
```

```
* under the terms of either the GPL or the LGPL, and
```

not to allow others to

* use your version of this file under the terms of the MPL, indicate your

* decision by deleting the provisions above and replace them with the notice

* and other provisions required by the GPL or the LGPL. If you do not delete

* the provisions above, a recipient may use your version of this file under

* the terms of any one of the MPL, the GPL or the LGPL.

* ***** END LICENSE BLOCK ***** */

Return to Documentation index.

© Opera TV AS 2015. Confidential information of Opera TV.

BSD LICENSE

Redistribution and use in source and binary forms, with or without modification, are permitted provided that the following conditions are met:

THIS SOFTWARE IS PROVIDED BY THE REGENTS AND CONTRIBUTORS "AS IS" AND ANY EXPRESS OR IMPLIED WARRANTIES, INCLUDING, BUT NOT LIMITED TO, THE IMPLIED WARRANTIES OF MERCHANTABILITY AND FITNESS FOR A PARTICULAR PURPOSE ARE DISCLAIMED. IN NO EVENT SHALL THE REGENTS OR CONTRIBUTORS BE LIABLE FOR ANY DIRECT, INDIRECT, INCIDENTAL, SPECIAL, EXEMPLARY, OR CONSEQUENTIAL DAMAGES (INCLUDING, BUT NOT LIMITED TO, PROCUREMENT OF SUBSTITUTE GOODS OR SERVICES; LOSS OF USE, DATA, OR PROFITS; OR BUSINESS INTERRUPTION) HOWEVER CAUSED AND ON ANY THEORY OF LIABILITY, WHETHER IN CONTRACT, STRICT LIABILITY, OR TORT (INCLUDING NEGLIGENCE OR OTHERWISE) ARISING IN ANY WAY OUT OF THE USE OF THIS SOFTWARE, EVEN IF ADVISED OF THE POSSIBILITY OF SUCH DAMAGE.

MIT LICENSE

Permission is hereby granted, free of charge, to any person obtaining

a copy of this software and associated documentation files (the

"Software"), to deal in the Software without restriction, including

without limitation the rights to use, copy, modify,

merge, publish,

distribute, sublicense, and/or sell copies of the Software, and to

permit persons to whom the Software is furnished to do so, subject to

the following conditions:

The above copyright notice and this permission notice shall be included

in all copies or substantial portions of the Software.

THE SOFTWARE IS PROVIDED "AS IS", WITHOUT WARRANTY OF ANY KIND,

EXPRESS OR IMPLIED, INCLUDING BUT NOT LIMITED TO THE WARRANTIES OF

MERCHANTABILITY, FITNESS FOR A PARTICULAR PURPOSE AND NONINFRINGEMENT.

IN NO EVENT SHALL THE AUTHORS OR COPYRIGHT HOLDERS BE LIABLE FOR ANY

CLAIM, DAMAGES OR OTHER LIABILITY, WHETHER IN AN ACTION OF CONTRACT,

TORT OR OTHERWISE, ARISING FROM, OUT OF OR IN CONNECTION WITH THE

SOFTWARE OR THE USE OR OTHER DEALINGS IN THE SOFTWARE.

This copy of the libpng notices is provided for your convenience. In case of

any discrepancy between this copy and the notices in the file png.h that is

included in the libpng distribution, the latter shall prevail.

COPYRIGHT NOTICE, DISCLAIMER, and LICENSE:

If you modify libpng you may insert additional notices immediately following

this sentence.

This code is released under the libpng license.

libpng versions 1.2.6, August 15, 2004, through 1.4.1, February 25, 2010, are

Copyright (c) 2004, 2006-2007 Glenn Randers-

Pehrson, and are distributed according to the same disclaimer and license as libpng-1.2.5 with the following individual added to the list of Contributing Authors

Cosmin Truta

libpng versions 1.0.7, July 1, 2000, through 1.2.5 - October 3, 2002, are

Copyright (c) 2000-2002 Glenn Randers-Pehrson, and are

distributed according to the same disclaimer and license as libpng-1.0.6

with the following individuals added to the list of Contributing Authors

Simon-Pierre Cadieux

Eric S. Raymond

Gilles Vollant

and with the following additions to the disclaimer:

There is no warranty against interference with your enjoyment of the

library or against infringement. There is no warranty that our

efforts or the library will fulfill any of your particular purposes

or needs. This library is provided with all faults, and the entire

risk of satisfactory quality, performance, accuracy, and effort is with

the user.

libpng versions 0.97, January 1998, through 1.0.6, March 20, 2000, are

Copyright (c) 1998, 1999 Glenn Randers-Pehrson, and are

distributed according to the same disclaimer and license as libpng-0.96,

with the following individuals added to the list of Contributing Authors:

Tom Lane

Glenn Randers-Pehrson

Willem van Schaik

libpng versions 0.89, June 1996, through 0.96, May 1997, are

Copyright (c) 1996, 1997 Andreas Dilger

Distributed according to the same disclaimer and license as libpng-0.88,

with the following individuals added to the list of Contributing Authors:

John Bowler

Kevin Bracey

Sam Bushell

Magnus Holmgren

Greg Roelofs

Tom Tanner

libpng versions 0.5, May 1995, through 0.88, January 1996, are

Copyright (c) 1995, 1996 Guy Eric Schalnat, Group 42, Inc.

For the purposes of this copyright and license, "Contributing Authors"

is defined as the following set of individuals:

Andreas Dilger

Dave Martindale

Guy Eric Schalnat

Paul Schmidt

Tim Wegner

The PNG Reference Library is supplied "AS IS". The Contributing Authors

and Group 42, Inc. disclaim all warranties, expressed or implied,

including, without limitation, the warranties of merchantability and of

fitness for any purpose. The Contributing Authors and Group 42, Inc.

assume no liability for direct, indirect, incidental, special, exemplary,

or consequential damages, which may result from the use of the PNG

Reference Library, even if advised of the possibility of

such damage.

Permission is hereby granted to use, copy, modify, and distribute this

source code, or portions hereof, for any purpose, without fee, subject

to the following restrictions:

be misrepresented as being the original source.

source or altered source distribution.

The Contributing Authors and Group 42, Inc. specifically permit, without

fee, and encourage the use of this source code as a component to

supporting the PNG file format in commercial products. If you use this

source code in a product, acknowledgment is not required but would be

A "png_get_copyright" function is available, for convenient use in "about"

boxes and the like:

```
printf("%s",png_get_copyright(NULL));
```

Also, the PNG logo (in PNG format, of course) is supplied in the

files "pngbar.png.jpg" and "pngbar.jpg (88x31) and "pngnow.png.jpg" (98x31).

Libpng is OSI Certified Open Source Software. OSI Certified Open Source is a

certification mark of the Open Source Initiative.

Glenn Randers-Pehrson

glennrp at users.sourceforge.net

February 25, 2010

This software is based in part on the work of the FreeType Team.

The FreeType Project
LICENSE

2006-Jan-27

Copyright 1996-2002,
2006 by

David Turner, Robert Wilhelm, and
Werner Lemberg

Introduction

=====

The FreeType Project is distributed in several archive packages;

some of them may contain, in addition to the FreeType font engine,

various tools and contributions which rely on, or relate to, the

FreeType Project.

This license applies to all files found in such packages, and

which do not fall under their own explicit license. The license

affects thus the FreeType font engine, the test programs,

documentation and makefiles, at the very least.

This license was inspired by the BSD, Artistic, and IJG

(Independent JPEG Group) licenses, which all encourage inclusion

and use of free software in commercial and freeware products

alike. As a consequence, its main points are that:

o We don't promise that this software works. However, we will be

interested in any kind of bug reports. ('as is' distribution)

o You can use this software for whatever you

want, in parts or

full form, without having to pay us. ('royalty-free' usage)

o You may not pretend that you wrote this software. If you use

it, or only parts of it, in a program, you must acknowledge

somewhere in your documentation that you have used the

FreeType code. ('credits')

We specifically permit and encourage the inclusion of this

software, with or without modifications, in commercial products.

We disclaim all warranties covering The FreeType Project and

assume no liability related to The FreeType Project.

Finally, many people asked us for a preferred form for a

credit/disclaimer to use in compliance with this license. We thus

encourage you to use the following text:

""

Portions of this software are copyright <year> The FreeType

Project (www.freetype.org). All rights reserved.

""

Please replace <year> with the value from the FreeType version you

actually use.

Legal Terms

Throughout this license, the terms 'package', 'FreeType Project',

and 'FreeType archive' refer to the set of files originally

distributed by the authors (David Turner, Robert Wilhelm, and

Werner Lemberg) as the 'FreeType Project', be they named as alpha,

beta or final release.

'You' refers to the licensee, or person using the project, where

'using' is a generic term including compiling the project's source

code as well as linking it to form a 'program' or 'executable'.

This program is referred to as 'a program using the FreeType

engine'.

This license applies to all files distributed in the original

FreeType Project, including all source code, binaries and

documentation, unless otherwise stated in the file in its

original, unmodified form as distributed in the original archive.

If you are unsure whether or not a particular file is covered by

this license, you must contact us to verify this.

The FreeType Project is copyright (C) 1996-2000 by David Turner,

Robert Wilhelm, and Werner Lemberg. All rights reserved except as

specified below.

THE FREETYPE PROJECT IS PROVIDED 'AS IS' WITHOUT WARRANTY OF ANY

KIND, EITHER EXPRESS OR IMPLIED, INCLUDING, BUT NOT LIMITED TO,

WARRANTIES OF MERCHANTABILITY AND FITNESS FOR A PARTICULAR

PURPOSE. IN NO EVENT WILL ANY OF THE AUTHORS OR COPYRIGHT HOLDERS

BE LIABLE FOR ANY DAMAGES CAUSED BY THE USE OR THE INABILITY TO

USE, OF THE FREETYPE PROJECT.

This license grants a worldwide, royalty-free, perpetual and irrevocable right and license to use, execute, perform, compile, display, copy, create derivative works of, distribute and sublicense the FreeType Project (in both source and object code forms) and derivative works thereof for any purpose; and to authorize others to exercise some or all of the rights granted herein, subject to the following conditions:

- o Redistribution of source code must retain this license file ('FTL.TXT') unaltered; any additions, deletions or changes to the original files must be clearly indicated in accompanying documentation. The copyright notices of the unaltered, original files must be preserved in all copies of source files.

- o Redistribution in binary form must provide a disclaimer that states that the software is based in part of the work of the FreeType Team, in the distribution documentation. We also encourage you to put an URL to the FreeType web page in your documentation, though this isn't mandatory.

These conditions apply to any software derived from or based on the FreeType Project, not just the unmodified files. If you use our work, you must acknowledge us. However, no fee need be paid to us.

Neither the FreeType authors and contributors

nor you shall use the name of the other for commercial, advertising, or promotional purposes without specific prior written permission.

We suggest, but do not require, that you use one or more of the following phrases to refer to this software in your documentation or advertising materials: 'FreeType Project', 'FreeType Engine', 'FreeType library', or 'FreeType Distribution'.

As you have not signed this license, you are not required to accept it. However, as the FreeType Project is copyrighted material, only this license, or another one contracted with the authors, grants you the right to use, distribute, and modify it. Therefore, by using, distributing, or modifying the FreeType Project, you indicate that you understand and accept all the terms of this license.

There are two mailing lists related to FreeType:

- o freetype@nongnu.org

Discusses general use and applications of FreeType, as well as future and wanted additions to the library and distribution.

If you are looking for support, start in this list if you

haven't found anything to help you in the documentation.

- o freetype-devel@nongnu.org

Discusses bugs, as well as engine internals, design issues, specific licenses, porting, etc.

Our home page can be found at

<http://www.freetype.org>

--- end of FTL.TXT ---

MOZILLA PUBLIC
LICENSE

Version 1.1

1.0.1. "Commercial Use" means distribution or otherwise making the Covered Code available to a third party.

1.1. "Contributor" means each entity that creates or contributes to the creation of Modifications.

1.2. "Contributor Version" means the combination of the Original Code, prior Modifications used by a Contributor, and the Modifications made by that particular Contributor.

1.3. "Covered Code" means the Original Code or Modifications or the combination of the Original Code and Modifications, in each case including portions thereof.

1.4. "Electronic Distribution Mechanism" means a mechanism generally accepted in the software development community for the electronic transfer of data.

1.5. "Executable" means Covered Code in any form other than Source Code.

1.6. "Initial Developer" means the individual or entity identified

as the Initial Developer in the Source Code notice required by Exhibit

A.

1.7. "Larger Work" means a work which combines Covered Code or

portions thereof with code not governed by the terms of this License.

1.8. "License" means this document.

1.8.1. "Licensable" means having the right to grant, to the maximum

extent possible, whether at the time of the initial grant or

subsequently acquired, any and all of the rights conveyed herein.

1.9. "Modifications" means any addition to or deletion from the

substance or structure of either the Original Code or any previous

Modifications. When Covered Code is released as a series of files, a

Modification is:

A. Any addition to or deletion from the contents of a file

containing Original Code or previous Modifications.

B. Any new file that contains any part of the Original Code or previous Modifications.

1.10. "Original Code" means Source Code of computer software code

which is described in the Source Code notice required by Exhibit A as

Original Code, and which, at the time of its release under this

License is not already Covered Code governed by this License.

1.10.1. "Patent Claims" means any patent

claim(s), now owned or

hereafter acquired, including without limitation, method, process,

and apparatus claims, in any patent Licensable by grantor.

1.11. "Source Code" means the preferred form of the Covered Code for

making modifications to it, including all modules it contains, plus

any associated interface definition files, scripts used to control

compilation and installation of an Executable, or source code

differential comparisons against either the Original Code or another

well known, available Covered Code of the Contributor's choice. The

Source Code can be in a compressed or archival form, provided the

appropriate decompression or de-archiving software is widely available

for no charge.

1.12. "You" (or "Your") means an individual or a legal entity

exercising rights under, and complying with all of the terms of, this

License or a future version of this License issued under Section 6.1.

For legal entities, "You" includes any entity which controls, is

controlled by, or is under common control with You. For purposes of

this definition, "control" means (a) the power, direct or indirect,

to cause the direction or management of such entity, whether by

contract or otherwise, or (b) ownership of more than fifty percent

(50%) of the outstanding shares or beneficial ownership of such

entity.

2.1. The Initial Developer Grant.

The Initial Developer hereby grants You a world-wide, royalty-free,

non-exclusive license, subject to third party

intellectual property

claims:

(a) under intellectual property rights (other than patent or

trademark) Licensable by Initial Developer to use, reproduce,

modify, display, perform, sublicense and distribute the Original

Code (or portions thereof) with or without Modifications, and/or

as part of a Larger Work; and

(b) under Patents Claims infringed by the making, using or

selling of Original Code, to make, have made, use, practice,

sell, and offer for sale, and/or otherwise dispose of the

Original Code (or portions thereof).

(c) the licenses granted in this Section 2.1(a) and (b) are

effective on the date Initial Developer first distributes

Original Code under the terms of this License.

(d) Notwithstanding Section 2.1(b) above, no patent license is

granted: 1) for code that You delete from the Original Code; 2)

separate from the Original Code; or 3) for infringements caused

by: i) the modification of the Original Code or ii) the

combination of the Original Code with other software or devices.

2.2. Contributor Grant.

Subject to third party intellectual property claims, each Contributor

hereby grants You a world-wide, royalty-free, non-exclusive license

(a) under intellectual property rights (other than patent or

trademark) Licensable by Contributor, to

use, reproduce, modify,

display, perform, sublicense and distribute the Modifications

created by such Contributor (or portions thereof) either on an

unmodified basis, with other Modifications, as Covered Code

and/or as part of a Larger Work; and

(b) under Patent Claims infringed by the making, using, or

selling of Modifications made by that Contributor either alone

and/or in combination with its Contributor Version (or portions

of such combination), to make, use, sell, offer for sale, have

made, and/or otherwise dispose of: 1) Modifications made by that

Contributor (or portions thereof); and 2) the combination of

Modifications made by that Contributor with its Contributor

Version (or portions of such combination).

(c) the licenses granted in Sections 2.2(a) and 2.2(b) are

effective on the date Contributor first makes Commercial Use of

the Covered Code.

(d) Notwithstanding Section 2.2(b) above, no patent license is

granted: 1) for any code that Contributor has deleted from the

Contributor Version; 2) separate from the Contributor Version;

3) for infringements caused by: i) third party modifications of

Contributor Version or ii) the combination of Modifications made

by that Contributor with other software (except as part of the

Contributor Version) or other devices; or 4) under Patent Claims

infringed by Covered Code in the absence of Modifications made by

that Contributor.

3.1. Application of License.

The Modifications which You create or to which You contribute are

governed by the terms of this License, including without limitation

Section 2.2. The Source Code version of Covered Code may be

distributed only under the terms of this License or a future version

of this License released under Section 6.1, and You must include a

copy of this License with every copy of the Source Code You

distribute. You may not offer or impose any terms on any Source Code

version that alters or restricts the applicable version of this

License or the recipients' rights hereunder. However, You may include

an additional document offering the additional rights described in

Section 3.5.

3.2. Availability of Source Code.

Any Modification which You create or to which You contribute must be

made available in Source Code form under the terms of this License

either on the same media as an Executable version or via an accepted

Electronic Distribution Mechanism to anyone to whom you made an

Executable version available; and if made available via Electronic

Distribution Mechanism, must remain available for at least twelve (12)

months after the date it initially became available, or at least six

(6) months after a subsequent version of that particular Modification

has been made available to such recipients. You are responsible for

ensuring that the Source Code version remains available even if the

Electronic Distribution Mechanism is maintained by a third party.

3.3. Description of Modifications.

You must cause all Covered Code to which You contribute to contain a

file documenting the changes You made to create that Covered Code and

the date of any change. You must include a prominent statement that

the Modification is derived, directly or indirectly, from Original

Code provided by the Initial Developer and including the name of the

Initial Developer in (a) the Source Code, and (b) in any notice in an

Executable version or related documentation in which You describe the

origin or ownership of the Covered Code.

3.4. Intellectual Property Matters

(a) Third Party Claims.

If Contributor has knowledge that a license under a third party's

intellectual property rights is required to exercise the rights

granted by such Contributor under Sections 2.1 or 2.2,

Contributor must include a text file with the Source Code

distribution titled "LEGAL" which describes the claim and the

party making the claim in sufficient detail that a recipient will

know whom to contact. If Contributor obtains such knowledge after

the Modification is made available as described in Section 3.2,

Contributor shall promptly modify the LEGAL file in all copies

Contributor makes available thereafter and shall take other steps

(such as notifying appropriate mailing lists or newsgroups)

reasonably calculated to inform those who received the Covered

Code that new knowledge has been obtained.

(b) Contributor APIs.

If Contributor's Modifications include an application programming

interface and Contributor has knowledge of patent licenses which

are reasonably necessary to implement that API, Contributor must

also include this information in the LEGAL file.

(c) Representations.

Contributor represents that, except as disclosed pursuant to

Section 3.4(a) above, Contributor believes that Contributor's

Modifications are Contributor's original creation(s) and/or

Contributor has sufficient rights to grant the rights conveyed by

this License.

3.5. Required Notices.

You must duplicate the notice in Exhibit A in each file of the Source

Code. If it is not possible to put such notice in a particular Source

Code file due to its structure, then You must include such notice in a

location (such as a relevant directory) where a user would be likely

to look for such a notice. If You created one or more Modification(s)

You may add your name as a Contributor to the notice described in

Exhibit A. You must also duplicate this License in any documentation

for the Source Code where You describe recipients' rights or ownership

rights relating to Covered Code. You may choose to offer, and to

charge a fee for, warranty, support, indemnity or liability

obligations to one or more recipients of Covered Code. However, You

may do so only on Your own behalf, and not on behalf of the Initial

Developer or any Contributor. You must make it absolutely clear than

any such warranty, support, indemnity or

liability obligation is

offered by You alone, and You hereby agree to indemnify the Initial

Developer and every Contributor for any liability incurred by the

Initial Developer or such Contributor as a result of warranty,

support, indemnity or liability terms You offer.

3.6. Distribution of Executable Versions.

You may distribute Covered Code in Executable form only if the

requirements of Section 3.1-3.5 have been met for that Covered Code,

and if You include a notice stating that the Source Code version of

the Covered Code is available under the terms of this License,

including a description of how and where You have fulfilled the

obligations of Section 3.2. The notice must be conspicuously included

in any notice in an Executable version, related documentation or

collateral in which You describe recipients' rights relating to the

Covered Code. You may distribute the Executable version of Covered

Code or ownership rights under a license of Your choice, which may

contain terms different from this License, provided that You are in

compliance with the terms of this License and that the license for the

Executable version does not attempt to limit or alter the recipient's

rights in the Source Code version from the rights set forth in this

License. If You distribute the Executable version under a different

license You must make it absolutely clear that any terms which differ

from this License are offered by You alone, not by the Initial

Developer or any Contributor. You hereby agree to indemnify the

Initial Developer and every Contributor for any liability incurred by

the Initial Developer or such Contributor as a result of any such

terms You offer.

3.7. Larger Works.

You may create a Larger Work by combining Covered Code with other code

not governed by the terms of this License and distribute the Larger

Work as a single product. In such a case, You must make sure the

requirements of this License are fulfilled for the Covered Code.

If it is impossible for You to comply with any of the terms of this

License with respect to some or all of the Covered Code due to

statute, judicial order, or regulation then You must: (a) comply with

the terms of this License to the maximum extent possible; and (b)

describe the limitations and the code they affect. Such description

must be included in the LEGAL file described in Section 3.4 and must

be included with all distributions of the Source Code. Except to the

extent prohibited by statute or regulation, such description must be

sufficiently detailed for a recipient of ordinary skill to be able to

understand it.

This License applies to code to which the Initial Developer has

attached the notice in Exhibit A and to related Covered Code.

6.1. New Versions.

Netscape Communications Corporation ("Netscape") may publish revised

and/or new versions of the License from time to time. Each version

will be given a distinguishing version number.

6.2. Effect of New Versions.

Once Covered Code has been published under a particular version of the

License, You may always continue to use it under the terms of that

version. You may also choose to use such Covered Code under the terms

of any subsequent version of the License published by Netscape. No one

other than Netscape has the right to modify the terms applicable to

Covered Code created under this License.

6.3. Derivative Works.

If You create or use a modified version of this License (which you may

only do in order to apply it to code which is not already Covered Code

governed by this License), You must (a) rename Your license so that

the phrases "Mozilla", "MOZILLAPL", "MOZPL", "Netscape",

"MPL", "NPL" or any confusingly similar phrase do not appear in your

license (except to note that your license differs from this License)

and (b) otherwise make it clear that Your version of the license

contains terms which differ from the Mozilla Public License and

Netscape Public License. (Filling in the name of the Initial

Developer, Original Code or Contributor in the notice described in

Exhibit A shall not of themselves be deemed to be modifications of

this License.)

COVERED CODE IS PROVIDED UNDER THIS LICENSE ON AN "AS IS" BASIS,

WITHOUT WARRANTY OF ANY KIND, EITHER EXPRESSED OR IMPLIED, INCLUDING,

WITHOUT LIMITATION, WARRANTIES THAT THE COVERED CODE IS FREE OF

DEFECTS, MERCHANTABILITY, FIT FOR A PARTICULAR PURPOSE OR NON-INFRINGEMENT.

THE ENTIRE RISK AS TO THE QUALITY AND PERFORMANCE OF THE COVERED CODE

IS WITH YOU. SHOULD ANY COVERED CODE

PROVE DEFECTIVE IN ANY RESPECT,

YOU (NOT THE INITIAL DEVELOPER OR ANY OTHER CONTRIBUTOR) ASSUME THE

COST OF ANY NECESSARY SERVICING, REPAIR OR CORRECTION. THIS DISCLAIMER

OF WARRANTY CONSTITUTES AN ESSENTIAL PART OF THIS LICENSE. NO USE OF

ANY COVERED CODE IS AUTHORIZED HEREUNDER EXCEPT UNDER THIS DISCLAIMER.

8.1. This License and the rights granted hereunder will terminate

automatically if You fail to comply with terms herein and fail to cure

such breach within 30 days of becoming aware of the breach. All

sublicenses to the Covered Code which are properly granted shall

survive any termination of this License. Provisions which, by their

nature, must remain in effect beyond the termination of this License

shall survive.

8.2. If You initiate litigation by asserting a patent infringement

claim (excluding declaratory judgment actions) against Initial Developer

or a Contributor (the Initial Developer or Contributor against whom

You file such action is referred to as "Participant") alleging that:

(a) such Participant's Contributor Version directly or indirectly

infringes any patent, then any and all rights granted by such

Participant to You under Sections 2.1 and/or 2.2 of this License

shall, upon 60 days notice from Participant terminate prospectively,

unless if within 60 days after receipt of notice You either: (i)

agree in writing to pay Participant a mutually agreeable reasonable

royalty for Your past and future use of Modifications made by such

Participant, or (ii) withdraw Your litigation claim

with respect to

the Contributor Version against such Participant. If within 60 days

of notice, a reasonable royalty and payment arrangement are not

mutually agreed upon in writing by the parties or the litigation claim

is not withdrawn, the rights granted by Participant to You under

Sections 2.1 and/or 2.2 automatically terminate at the expiration of

the 60 day notice period specified above.

(b) any software, hardware, or device, other than such Participant's

Contributor Version, directly or indirectly infringes any patent, then

any rights granted to You by such Participant under Sections 2.1(b)

and 2.2(b) are revoked effective as of the date You first made, used,

sold, distributed, or had made, Modifications made by that

Participant.

8.3. If You assert a patent infringement claim against Participant

alleging that such Participant's Contributor Version directly or

indirectly infringes any patent where such claim is resolved (such as

by license or settlement) prior to the initiation of patent

infringement litigation, then the reasonable value of the licenses

granted by such Participant under Sections 2.1 or 2.2 shall be taken

into account in determining the amount or value of any payment or

license.

8.4. In the event of termination under Sections 8.1 or 8.2 above,

all end user license agreements (excluding distributors and resellers)

which have been validly granted by You or any distributor hereunder

prior to termination shall survive termination.

UNDER NO CIRCUMSTANCES AND UNDER NO LEGAL THEORY, WHETHER TORT

(INCLUDING NEGLIGENCE), CONTRACT, OR OTHERWISE, SHALL YOU, THE INITIAL

DEVELOPER, ANY OTHER CONTRIBUTOR, OR ANY DISTRIBUTOR OF COVERED CODE,

OR ANY SUPPLIER OF ANY OF SUCH PARTIES, BE LIABLE TO ANY PERSON FOR

ANY INDIRECT, SPECIAL, INCIDENTAL, OR CONSEQUENTIAL DAMAGES OF ANY

CHARACTER INCLUDING, WITHOUT LIMITATION, DAMAGES FOR LOSS OF GOODWILL,

WORK STOPPAGE, COMPUTER FAILURE OR MALFUNCTION, OR ANY AND ALL OTHER

COMMERCIAL DAMAGES OR LOSSES, EVEN IF SUCH PARTY SHALL HAVE BEEN

INFORMED OF THE POSSIBILITY OF SUCH DAMAGES. THIS LIMITATION OF

LIABILITY SHALL NOT APPLY TO LIABILITY FOR DEATH OR PERSONAL INJURY

RESULTING FROM SUCH PARTY'S NEGLIGENCE TO THE EXTENT APPLICABLE LAW

PROHIBITS SUCH LIMITATION. SOME JURISDICTIONS DO NOT ALLOW THE

EXCLUSION OR LIMITATION OF INCIDENTAL OR CONSEQUENTIAL DAMAGES, SO

THIS EXCLUSION AND LIMITATION MAY NOT APPLY TO YOU.

The Covered Code is a "commercial item," as that term is defined in

48 C.F.R. 2.101 (Oct. 1995), consisting of "commercial computer

software" and "commercial computer software documentation," as such

terms are used in 48 C.F.R. 12.212 (Sept. 1995). Consistent with 48

C.F.R. 12.212 and 48 C.F.R. 227.7202-1 through 227.7202-4 (June 1995),

all U.S. Government End Users acquire Covered Code with only those

rights set forth herein.

This License represents the complete agreement concerning subject

matter hereof. If any provision of this License is held to be

unenforceable, such provision shall be reformed only to the extent

necessary to make it enforceable. This License shall be governed by

California law provisions (except to the extent applicable law, if

any, provides otherwise), excluding its conflict-of-law provisions.

With respect to disputes in which at least one party is a citizen of,

or an entity chartered or registered to do business in the United

States of America, any litigation relating to this License shall be

subject to the jurisdiction of the Federal Courts of the Northern

District of California, with venue lying in Santa Clara County,

California, with the losing party responsible for costs, including

without limitation, court costs and reasonable attorneys' fees and

expenses. The application of the United Nations Convention on

Contracts for the International Sale of Goods is expressly excluded.

Any law or regulation which provides that the language of a contract

shall be construed against the drafter shall not apply to this

License.

As between Initial Developer and the Contributors, each party is

responsible for claims and damages arising, directly or indirectly,

out of its utilization of rights under this License and You agree to

work with Initial Developer and Contributors to distribute such

responsibility on an equitable basis. Nothing herein is intended or

shall be deemed to constitute any admission of liability.

Initial Developer may designate portions of the Covered Code as

"Multiple-Licensed". "Multiple-Licensed"

means that the Initial

Developer permits you to utilize portions of the Covered Code under

Your choice of the NPL or the alternative licenses, if any, specified

by the Initial Developer in the file described in Exhibit A.

EXHIBIT A -Mozilla Public License.

"The contents of this file are subject to the Mozilla Public License

Version 1.1 (the "License"); you may not use this file except in

compliance with the License. You may obtain a copy of the License at

<http://www.mozilla.org/MPL/>

Software distributed under the License is distributed on an "AS IS"

basis, WITHOUT WARRANTY OF ANY KIND, either express or implied. See the

License for the specific language governing rights and limitations

under the License.

The Original Code is

The Initial Developer of the Original Code is

Portions created by _____ are Copyright (C) _____

_____. All Rights Reserved.

Contributor(s):

Alternatively, the contents of this file may be used under the terms

of the _____ license (the "[_____] License"), in which case the

provisions of [_____] License are applicable instead of those

above. If you wish to allow use of your version of this file only

under the terms of the [_____] License and not to

allow others to use

your version of this file under the MPL, indicate your decision by

deleting the provisions above and replace them with the notice and

other provisions required by the [___] License. If you do not delete

the provisions above, a recipient may use your version of this file

under either the MPL or the [___] License."

[NOTE: The text of this Exhibit A may differ slightly from the text of

the notices in the Source Code files of the Original Code. You should

use the text of this Exhibit A rather than the text found in the

Original Code Source Code for Your Modifications.]

Aide et assistance

Dépannage

Activation et télécommande

Le téléviseur ne s'allume pas.

- Débranchez le câble d'alimentation de la prise secteur. Attendez une minute, puis rebranchez-le.
- Vérifiez si le câble d'alimentation est branché correctement.

Grincement au démarrage ou à l'extinction

Lorsque vous allumez le téléviseur, que vous l'éteignez ou que vous le mettez en veille, vous entendez un grincement provenant du châssis du téléviseur. Ce bruit est dû à l'expansion et à la contraction normales du téléviseur lorsqu'il chauffe ou refroidit. Ce phénomène n'affecte pas ses performances.

Le téléviseur ne répond pas à la télécommande

Le téléviseur démarre lentement. Durant ce laps de temps, l'appareil ne répond pas à la télécommande ou aux commandes du téléviseur. Ce phénomène est normal.

Si le téléviseur continue de ne pas répondre à la télécommande, vous pouvez vérifier si la télécommande fonctionne au moyen d'un téléphone portable avec appareil photo. Réglez le téléphone en mode appareil photo et dirigez la télécommande vers l'objectif de l'appareil photo. Si vous appuyez sur une touche de la télécommande et remarquez un scintillement LED infrarouge sur l'appareil photo, cela signifie que la télécommande fonctionne. Le téléviseur doit alors être vérifié.

Si vous ne remarquez aucun scintillement, la télécommande est peut-être cassée ou ses piles ne sont peut-être pas suffisamment chargées. Cette méthode de vérification de la télécommande n'est pas possible avec des télécommandes couplées sans fil au téléviseur.

Le téléviseur repasse en mode veille après avoir affiché l'écran de démarrage Philips

Lorsque le téléviseur est en veille, un écran de démarrage Philips s'affiche, puis le téléviseur repasse en mode veille. Ce phénomène est normal. Si le téléviseur est débranché, puis rebranché sur l'alimentation, l'écran de démarrage s'affiche lors du démarrage suivant. Pour réactiver le téléviseur à partir du mode veille, appuyez sur la touche **⏻** de la télécommande ou du téléviseur.

Le voyant de veille clignote en permanence

Débranchez le câble d'alimentation de la prise secteur. Attendez 5 minutes avant de rebrancher le câble d'alimentation. Si le clignotement reprend, contactez le Service Consommateurs Philips en charge des téléviseurs.

Chaînes

Aucune chaîne numérique n'a été trouvée lors de l'installation

Consultez les spécifications techniques pour vérifier si le téléviseur est compatible avec les normes DVB-T et DVB-C dans votre pays.

Vérifiez si tous les câbles sont connectés correctement et si le réseau adéquat est sélectionné.

Des chaînes installées précédemment n'apparaissent pas dans la liste des chaînes

Vérifiez que vous avez sélectionné la liste des chaînes appropriée.

Image

Aucune image/image déformée

- Vérifiez si l'antenne est connectée correctement au téléviseur.
- Vérifiez si le périphérique adéquat est sélectionné comme source d'affichage.
- Vérifiez si le périphérique ou la source externe est connecté correctement.

Présence de son, mais absence d'image

- Vérifiez si les réglages de l'image sont définis correctement.

Mauvaise qualité de la réception d'antenne

- Vérifiez si l'antenne est connectée correctement au téléviseur.
- Les haut-parleurs, les périphériques audio non reliés à la terre, les lampes au néon, les bâtiments élevés et d'autres objets de grandes dimensions peuvent avoir une incidence sur la qualité de la réception. Dans la mesure du possible, essayez d'améliorer la qualité de réception en modifiant l'orientation de l'antenne ou en éloignant les périphériques du téléviseur.
- Si la mauvaise réception ne concerne qu'une seule chaîne, affinez le réglage de cette chaîne.

Image de mauvaise qualité issue d'un périphérique

- Vérifiez si le périphérique est connecté correctement.
- Vérifiez si les réglages de l'image sont définis correctement.

L'image n'est pas adaptée à l'écran

Utilisez un autre format d'image.

La position de l'image est incorrecte

Il est possible que des signaux d'image provenant de

certaines périphériques ne s'adaptent pas correctement à l'écran. Vérifiez la sortie des signaux du périphérique connecté.

L'image diffusée par l'ordinateur n'est pas stable

Vérifiez si l'ordinateur utilise la résolution et la fréquence de rafraîchissement prises en charge.

Son

Absence de son ou son de mauvaise qualité

Si aucun signal audio n'est détecté, le téléviseur désactive automatiquement la sortie audio. Cela n'est pas le signe d'un dysfonctionnement.

- Vérifiez si les réglages du son sont correctement définis.
- Vérifiez si tous les câbles sont connectés correctement.
- Vérifiez si le volume n'est pas réglé sur Muet ni défini sur zéro.
- Vérifiez si la sortie audio du téléviseur est connectée à l'entrée audio du système Home Cinéma. Le son doit être diffusé à partir des haut-parleurs HTS.
- Il est possible que certains périphériques nécessitent l'activation manuelle de la sortie audio HDMI. Si la sortie audio HDMI est déjà activée, mais qu'aucun signal audio n'est diffusé, essayez de définir le format audio numérique du périphérique sur PCM (Pulse Code Modulation). Reportez-vous à la documentation fournie avec le périphérique pour prendre connaissance des instructions.

Connexions

HDMI

- La prise en charge HDCP (High-bandwidth Digital Content Protection) peut allonger le délai d'affichage du contenu d'un périphérique HDMI sur le téléviseur.
- Si le téléviseur ne reconnaît pas le périphérique HDMI et que l'écran n'affiche aucune image, essayez de faire basculer la source d'un périphérique à l'autre, puis de revenir au périphérique HDMI.
- Si le son est parfois déformé, vérifiez que les réglages de sortie du périphérique HDMI sont corrects.
- Si vous utilisez un adaptateur HDMI vers DVI ou un câble HDMI vers DVI, veillez à connecter un câble audio supplémentaire à la prise AUDIO IN (prise mini-jack uniquement).

EasyLink ne fonctionne pas

- Vérifiez que vos périphériques HDMI sont compatibles HDMI-CEC. Les fonctionnalités EasyLink ne sont opérationnelles qu'avec des périphériques

compatibles HDMI-CEC.

Aucune icône de volume ne s'affiche

- Ce phénomène est normal lorsqu'un périphérique audio HDMI-CEC est connecté.

Les photos, vidéos et musiques d'un périphérique USB ne s'affichent pas

- Vérifiez que le périphérique de stockage USB est défini de sorte qu'il soit compatible avec la classe Périphérique de stockage de masse comme indiqué dans la documentation du périphérique.
- Vérifiez que le périphérique de stockage USB est compatible avec le téléviseur.
- Vérifiez que les formats de fichier audio et image sont pris en charge par le téléviseur.

Lecture instable de fichiers USB

- Les performances de transfert du périphérique de stockage USB peuvent limiter le taux de transfert de données vers le téléviseur, provoquant une mauvaise qualité de lecture.

Wi-Fi, Internet et Bluetooth

Réseau Wi-Fi introuvable ou perturbé

- Les fours à micro-ondes, les téléphones DECT ou autres appareils Wi-Fi 802.11b/g/n/ac à proximité peuvent perturber le réseau sans fil.
- Assurez-vous que les pare-feux de votre réseau autorisent l'accès à la connexion sans fil du téléviseur.
- Si le réseau sans fil ne fonctionne pas correctement dans votre maison, essayez l'installation câblée du réseau.

Internet ne fonctionne pas

- Si la connexion au routeur fonctionne, vérifiez la connexion du routeur à Internet.

Le PC et la connexion Internet sont lents

- Recherchez la portée du routeur en intérieur, son débit et d'autres éléments affectant la qualité du signal dans le mode d'emploi de votre routeur sans fil.
- Une connexion Internet haut débit (large bande) est nécessaire pour le routeur.

DHCP

- Si la connexion échoue, vous pouvez vérifier le paramètre DHCP du routeur. Ce paramètre doit être réglé sur Marche.

Connexion Bluetooth perdue

- Les endroits enregistrant une forte quantité d'activités sans fil (appartements avec beaucoup de routeurs sans fil) peuvent entraver la connexion sans fil.

Réseau

Réseau Wi-Fi introuvable ou perturbé

- Les fours à micro-ondes, les téléphones DECT ou autres appareils Wi-Fi 802.11b/g/n/ac à proximité peuvent perturber le réseau sans fil.
- Assurez-vous que les pare-feux de votre réseau autorisent l'accès à la connexion sans fil du téléviseur.
- Si le réseau sans fil ne fonctionne pas correctement dans votre maison, essayez l'installation câblée du réseau.

Internet ne fonctionne pas

- Si la connexion au routeur fonctionne, vérifiez la connexion du routeur à Internet.

Le PC et la connexion Internet sont lents

- Recherchez la portée du routeur en intérieur, son débit et d'autres éléments affectant la qualité du signal dans le mode d'emploi de votre routeur sans fil.
- Une connexion Internet haut débit (large bande) est nécessaire pour le routeur.

DHCP

- Si la connexion échoue, vous pouvez vérifier le paramètre DHCP du routeur. Ce paramètre doit être réglé sur Marche.

13.2

Aide en ligne

Pour résoudre tout problème relatif à un téléviseur Philips, vous pouvez consulter notre assistance en ligne. Vous pourrez sélectionner votre langue et indiquer le numéro de référence du modèle.

Rendez-vous sur le site Web www.philips.com/support

Sur le site d'assistance, vous trouverez le numéro de téléphone de nos services dans votre pays, ainsi que les réponses aux questions les plus fréquemment posées (FAQ). Dans certains pays, vous pouvez discuter avec l'un de nos collaborateurs et lui poser directement votre question ou envoyer une question par mail.

Vous pouvez télécharger le nouveau logiciel du téléviseur ou le manuel afin de le consulter sur votre ordinateur.

13.3

Assistance et réparation

Si vous avez besoin d'une assistance ou d'une réparation, vous pouvez appeler le Service Consommateurs de votre pays. Nos ingénieurs se chargeront des réparations, si nécessaire.

Recherchez le numéro de téléphone dans la documentation imprimée fournie avec le téléviseur.

Vous pouvez également accéder à notre site Web www.philips.com/TVsupport et sélectionner votre pays, si nécessaire.

Numéro de modèle et numéro de série du téléviseur

Il est possible que l'on vous demande d'indiquer le numéro de référence du modèle et le numéro de série de votre téléviseur. Vous les trouverez sur l'étiquette de l'emballage ou sur l'étiquette située au dos ou en dessous du téléviseur.

▲ Avertissement

N'essayez pas de réparer le téléviseur vous-même. Vous pourriez vous blesser grièvement, causer des dommages irréparables ou entraîner l'annulation de la garantie de votre téléviseur.

Sécurité et entretien

14.1

Sécurité

Important

Assurez-vous d'avoir bien lu et compris toutes les instructions de sécurité avant d'utiliser le téléviseur. Si l'appareil est endommagé suite au non-respect des instructions, la garantie ne s'applique pas.

Ne modifiez pas cet équipement sans l'autorisation du fabricant.

Risque d'électrocution ou d'incendie

- N'exposez jamais le téléviseur à la pluie ni à l'eau. Ne placez jamais de récipients contenant du liquide, tels que des vases, à proximité du téléviseur. En cas de renversement de liquide sur ou dans le téléviseur, débranchez immédiatement l'appareil. Contactez le Service Consommateurs Philips en charge des téléviseurs afin de faire vérifier le téléviseur avant son utilisation.
- N'exposez jamais le téléviseur, la télécommande ou les piles à une chaleur excessive. Ne placez jamais le téléviseur, la télécommande ou les piles près d'une bougie allumée, de flammes ou d'une autre source de chaleur, y compris les rayons directs du soleil.
- N'insérez jamais d'objet dans les orifices de ventilation ou dans un autre orifice du téléviseur.
- Ne placez jamais d'objets lourds sur le cordon d'alimentation.
- N'exercez pas de force excessive sur les fiches électriques. Des fiches électriques mal insérées peuvent provoquer la formation d'un arc électrique ou un incendie. Lorsque vous faites pivoter l'écran du téléviseur, veillez à ce que le cordon d'alimentation ne se tende pas.
- Pour débrancher le téléviseur de l'alimentation secteur, il faut débrancher la fiche électrique du téléviseur. Lorsque vous le débranchez, tirez toujours sur la fiche électrique, et non sur le cordon. Assurez-vous de disposer à tout moment d'un accès dégagé à la fiche électrique, au cordon d'alimentation et à la prise secteur.

Risque de blessures ou d'endommagement du téléviseur

- Deux personnes sont nécessaires pour soulever et porter un téléviseur pesant plus de 25 kg.
- Si vous montez le téléviseur sur un support, utilisez exclusivement le support fourni. Fixez fermement le pied au téléviseur. Placez le téléviseur sur une surface plane et stable, capable de supporter le poids du téléviseur et celui du support.
- En cas de montage mural, veillez à ce que celui-ci soit suffisamment solide pour supporter le poids du téléviseur. TP Vision ne peut en aucun cas être tenu responsable d'un montage mural incorrect à l'origine d'un accident, de blessures ou de dégâts matériels.
- Certains composants sont fabriqués en verre. Veillez à les manipuler avec précaution pour éviter toute blessure ou tout dommage.

Risque d'endommagement du téléviseur !

Avant de brancher le téléviseur sur la prise secteur, assurez-vous que la tension électrique correspond à la valeur figurant à l'arrière du téléviseur. Ne branchez jamais le téléviseur sur la prise secteur en cas de différence de tensions.

Risque de blessures pour les enfants

Suivez ces instructions pour éviter que le téléviseur ne se renverse et ne blesse les enfants :

- Ne placez jamais le téléviseur sur une surface recouverte par un tissu ou un autre matériel pouvant être tiré.
- Assurez-vous qu'aucune partie du téléviseur ne dépasse de la surface sur laquelle il est posé.
- Ne placez jamais le téléviseur sur un grand meuble (comme une bibliothèque) sans fixer à la fois le meuble et le téléviseur au mur ou à un support adéquat.
- Mettez les enfants en garde contre le danger de grimper sur un meuble pour atteindre le téléviseur.

Risque d'ingestion des piles !

La télécommande peut contenir des piles de la taille d'une pièce de monnaie pouvant être facilement avalées par des enfants en bas âge. Tenez ces piles toujours hors de portée des enfants.

Risque de surchauffe

N'installez jamais le téléviseur dans un espace confiné. Laissez toujours un espace d'au moins 10 cm autour du téléviseur pour assurer une bonne ventilation. Veillez à ce que les fentes de ventilation du téléviseur ne soient jamais obstruées par des rideaux ou d'autres objets.

Orages

Débranchez le téléviseur de la prise secteur et de l'antenne avant un orage.
Par temps orageux, évitez de toucher le téléviseur, le cordon d'alimentation ou le câble d'antenne.

Risque de dommages auditifs

Évitez d'utiliser des écouteurs ou des casques à volume élevé ou de façon prolongée.

Basses températures

Si le téléviseur est exposé lors du transport à des températures inférieures à 5 °C, déballez-le et attendez qu'il atteigne la température ambiante de la pièce avant de le brancher.

Humidité

Il peut arriver, en de rares occasions, que des gouttelettes de condensation se forment sur la surface intérieure de l'écran du téléviseur (sur certains modèles) selon la température et l'humidité. Pour empêcher ce phénomène, n'exposez pas l'appareil à la lumière directe du soleil, à toute source de chaleur ou à l'humidité. Si des gouttelettes de condensation apparaissent, elles disparaîtront après quelques heures d'utilisation du téléviseur.
L'humidité issue de la condensation n'endommage pas le téléviseur, pas plus qu'elle n'entraîne son dysfonctionnement.

14.2

Entretien de l'écran

- Évitez de toucher, pousser, frotter et cogner l'écran avec quelque objet que ce soit.
- Débranchez le téléviseur avant de procéder au nettoyage.
- Nettoyez le téléviseur et son cadre avec un chiffon doux et humide, et essuyez délicatement. N'utilisez

jamais de substances telles que de l'alcool, des produits chimiques ou des produits d'entretien ménager sur le téléviseur.

- Pour éviter toute déformation et décoloration, essuyez les gouttes d'eau le plus vite possible.
- Évitez autant que possible les images statiques. Les images statiques sont des images affichées à l'écran pendant une période prolongée. Les menus à l'écran, les bandes noires, l'affichage de l'heure, etc. créent des images statiques. Si ces dernières sont inévitables, réduisez le contraste et la luminosité de l'écran pour éviter de l'endommager.

14.3

Radiation Exposure Statement

Cet équipement est conforme aux limites d'exposition aux rayonnements CE définies pour un environnement non contrôlé. Cet équipement doit être installé et utilisé à une distance minimale de 20 cm entre le radiateur et le corps.

La fréquence, le mode et la puissance maximale transmise pour l'Union européenne sont répertoriés ci-dessous :

- 2400-2 483,5 MHz : < 20 dBm (PIRE)
- 5150-5 250 MHz : < 23 dBm (PIRE)
- 5250 à 5 350 MHz : < 23 dBm (PIRE)
- 5470-5 725 MHz : < 27 dBm (PIRE)
- 5725-5 825 MHz : < 13,98 dBm (PIRE)

Conditions d'utilisation

Conditions d'utilisation – Téléviseur

2019 © TP Vision Europe B.V. Tous droits réservés.

Ce produit a été mis sur le marché par TP Vision Europe B.V. ou une de ses filiales, ci-après dénommé TP Vision, qui est le fabricant du produit. TP Vision est le garant du téléviseur qui accompagne cette brochure. Philips et l'emblème du bouclier Philips sont des marques déposées de Koninklijke Philips N.V.

Ces spécifications sont susceptibles d'être modifiées sans avis préalable. Les marques commerciales sont la propriété de Koninklijke Philips N.V ou de leurs détenteurs respectifs. TP Vision se réserve le droit de modifier les produits à tout moment, mais n'est pas contraint de modifier les offres précédentes en conséquence.

La documentation écrite fournie avec le téléviseur et le manuel stocké dans la mémoire de celui-ci ou disponible en téléchargement sur le site Web de Philips www.philips.com/support sont jugés conformes à l'usage auquel le système est destiné.

Le contenu de ce manuel est jugé conforme à l'usage auquel ce système est destiné. Si l'appareil ou les modules et procédures correspondants sont utilisés à d'autres fins que celles spécifiées dans le présent manuel, vous devez obtenir la confirmation de leur validité et de leur adéquation. TP Vision garantit que le matériel lui-même n'enfreint aucun brevet déposé aux États-Unis. Aucune garantie supplémentaire expresse ou tacite n'est formulée. TP Vision décline toute responsabilité quant aux éventuelles erreurs figurant dans ce document et aux problèmes qui en découlent. Les erreurs signalées à Philips seront corrigées et publiées sur le site Web d'assistance Philips dès que possible.

Conditions de garantie : risque de blessure, dommages au téléviseur ou annulation de la garantie !

Ne tentez en aucun cas de réparer le téléviseur vous-même. Utilisez le téléviseur et les accessoires uniquement de la manière prévue par le fabricant. Le message d'avertissement imprimé à l'arrière du téléviseur signale un risque d'électrocution. Ne retirez en aucun cas le capot du téléviseur. Confiez toujours l'entretien et les réparations au Service

consommateurs Philips. Recherchez le numéro de téléphone dans les documents imprimés fournis avec le téléviseur. Vous pouvez également consulter notre site Web www.philips.com/support et sélectionner votre pays, si nécessaire. Toute opération expressément interdite dans le présent manuel, ainsi que tout réglage ou toute procédure d'assemblage non recommandés ou non autorisés par ce manuel, entraînera l'annulation de la garantie.

Caractéristiques des pixels

Ce téléviseur possède un grand nombre de pixels de couleur. Bien que le taux de pixels effectifs soit de 99,999 % ou plus, il se peut que des points noirs ou des points de lumière (rouges, verts ou bleus) apparaissent de façon permanente à l'écran. Il s'agit d'une propriété structurelle de l'affichage (parmi les normes industrielles standard) et non d'un dysfonctionnement.

Conformité CE

Par la présente, TP Vision Europe B.V. déclare que ce téléviseur est conforme aux exigences principales et aux autres dispositions concernées relatives aux directives 2014/53/UE (RED), 2009/125/CE (éco-conception) et 2011/65/CE (RoHS).

Conformité aux normes EMF

TP Vision fabrique et commercialise de nombreux produits destinés au grand public. Comme tous les appareils électroniques, ces produits peuvent émettre et recevoir des signaux électromagnétiques. L'un des principes fondamentaux adoptés par la société TP Vision consiste à prendre toutes les mesures qui s'imposent en matière de sécurité et de santé, conformément aux dispositions légales en cours, pour respecter les normes sur les champs électriques, magnétiques et électromagnétiques en vigueur au moment de la fabrication de ses produits.

TP Vision s'engage à développer, produire et commercialiser des produits n'ayant aucun effet indésirable sur la santé. TP Vision confirme que ses produits, s'ils sont manipulés correctement et conformément à l'usage prévu, répondent aux règles de sécurité établies sur la base des connaissances scientifiques actuelles. TP Vision participe activement au développement des normes internationales relatives à la sécurité et aux champs électromagnétiques (EMF). Cet engagement permet à la société d'anticiper les évolutions ultérieures en matière de normalisation afin de les intégrer en avant-première dans ses produits.

Droits d'auteur

MHL

MHL

MHL, Mobile High-Definition Link et le logo MHL sont des marques commerciales ou déposées de MHL, LLC.



HDMI

HDMI

HDMI, HDMI High-Definition Multimedia Interface et le logo HDMI sont des marques commerciales ou des marques déposées de HDMI Licensing LLC aux États-Unis et dans d'autres pays.



Dolby Audio

Dolby, Dolby Audio et le symbole double-D sont des marques commerciales de Dolby Laboratories. Fabriqué sous licence de Dolby Laboratories. Travaux confidentiels non publiés. Copyright © 1992-2015 Dolby Laboratories. Tous droits réservés.



DTS-HD Premium Sound™

DTS-HD Premium Sound™

Pour les brevets DTS, consultez <http://patents.dts.com>. Fabriqué sous licence DTS Licensing Limited. DTS, le symbole ainsi que DTS et le symbole sont des marques déposées, et DTS Premium Sound est une marque commerciale de DTS, Inc. © DTS, Inc. Tous droits réservés.



Wi-Fi Alliance

Wi-Fi

Wi-Fi®, le logo Wi-Fi CERTIFIED et le logo Wi-Fi sont des marques déposées de la Wi-Fi Alliance.



Kensington

Kensington

(le cas échéant)

Kensington et Micro Saver sont des marques déposées d'ACCO World Corporation aux États-Unis. Ces marques sont également déposées ou font actuellement l'objet de demandes de dépôt en attente dans d'autres pays.



Autres marques commerciales

Toutes les autres marques, déposées ou non, citées dans le présent manuel appartiennent à leurs détenteurs respectifs.

Avertissement relatif aux services et/ou logiciels offerts par des tiers

Les services et/ou logiciels offerts par des tiers peuvent être modifiés, suspendus ou supprimés sans préavis. TP Vision n'assume aucune responsabilité dans ces situations.

Index

A

Accès universel 32
Accueil 24
Assistance en ligne 131
Assistance, en ligne 131

É

Écolabel européen 9

C

CAM, Module de contrôle d'accès 15
Chaîne, Installation 37
Chaîne, Installation antenne 37
Chaîne, Options 36
Chaîne, Réinstaller 37
Chaîne, sélectionner une chaîne 36
CI+ 15
Conditions d'utilisation 134
Consignes de sécurité 132
Console de jeux, connexion 17
Contacter Philips 131
Contraste, Contraste dynamique 30
Contraste, Mode de contraste 30
Cordon d'alimentation 5
Couleur, gamme de couleurs 30

D

Dépannage 129
Distance de visionnage 4

E

Entretien de l'écran 133

F

Fiche produit 9
Fichiers multimédias, à partir d'un lecteur USB 19
Fin de vie 9

G

Guide de connectivité 13

H

HDMI MHL 14

I

Image, format d'image 31
Installation du réseau 33
Installation du téléviseur 4

L

Langue audio 36
Langue audio, Primaire 36
Langue audio, Secondaire 36
Langue de sous-titrage 36
Langue des sous-titres, Primaire 36
Langue des sous-titres, Secondaire 36
Lecteur de disques Blu-ray, connexion 16
Liste des chaînes 35
Liste des chaînes, à propos 35
Liste des chaînes, ouvrir 35
Logement à interface commune 15
Logiciel open source 41
Logiciel, Mise à jour 39

M

Malentendants 32
Malvoyants 32
Mémoire Internet, effacer 34
Mise au rebut du téléviseur ou des batteries 9

N

Netteté, Réduction artefact MPEG 30
Niveaux de contrôle du contenu 32
Nom du réseau TV 34

O

Options d'une chaîne 36
Ordinateur, connexion 17

P

Paramètres Android 35
Paramètres écologiques 31
Photos, vidéos et musique 19
Problèmes, Chaînes 129
Problèmes, Connexion, Internet 131
Problèmes, Connexion, Wi-Fi 131
Problèmes, connexion HDMI 130
Problèmes, connexion USB 130
Problèmes, Image 129
Problèmes, Son 130
Problèmes, Télécommande 129

R

Réduction artefact MPEG 30
Réparer 131
Réseau filaire 34
Réseau sans fil 33
Réseau, connexion 33
Réseau, filaire 34
Réseau, paramètres 34
Réseau, WPS avec code PIN 33
Regardez la télévision 36

S

Service Consommateurs 131
Son, styles 31
Sous-titre 36
Stations de radio 35
Style d'image 29
Support 19

V

Vérifier la consommation 31
Veille 8
Veille 8
Verrouillage enfant 32

W

Wi-Fi 33

☒



Contact information

Albania/Shqipërisë
+355 44806061

Andorra
+34 915 909 335

Armenia
0-800-01-004

Austria/Österreich
0150 2842133

Belarus/Беларусь
8 10 800 2000 00 04

Belgium/België/Belgique
02 7007360

Bulgaria/България
0 0800 1154426
+359 2 4916273

Croatia/Hrvatska
0800 222 782

Czech Republic/Česká republika
800 142100

Denmark/Danmark
352 587 61

Estonia/Eesti Vabariik
800 0044 307

Finland/Suomi
09 229 019 08

France
01 57324070

Georgia/ საქართველო
800 00 00 80

Germany
0696 640 4383

Greece/Ελλάδα
0 0800 4414 4670

Greece Cyprus
800 92 256

Hungary/Magyarország
068 001 85 44
(06 1) 700 8151

Republic of Ireland/Poblacht na hÉireann
1 601 1161

Northern Ireland/Tuaisceart Éireann
1 601 1161

Italy/Italia
02 4528 7030

Kazakhstan/Қазақстан
8 10 800 2000 0004

Kosovo/Kosovës
+355 44806061

Latvia/Latvija
800 03 448

Lithuania/Lietuva
880 030 049

Luxembourg/Luxemburg
26 84 3000

Montenegro
+ 382 20 240 644

Netherlands/Nederlands
010 4289533

Norway/Norge
22 70 82 50

Poland/Polska
022 203 0327

Portugal
0800 780 902

Romania/România
03 727 66905
031 6300042

Russia/Россия
8 (800) 220 0004

Serbia/Srbija
+ 381 11 40 30 100

Slovakia/Slovensko
0800 0045 51

Slovenia
0800 80 255

Spain/España
915 909 335

Sweden/Sverige
08 6320 016

Switzerland/Schweiz/Suisse
223 102 116

Turkey/Türkiye
0 850 222 44 66

Ukraine/Україна
0 800 500 480

United Kingdom
020 7949 0069

This information is correct at the time of print. For updated information, see www.philips.com/support.



Specifications are subject to change without notice.
Trademarks are the property of Koninklijke Philips N.V. or their respective owners.
2019 © TP Vision Europe B.V. All rights reserved.
www.philips.com

