

Lámhleabhar

32PFS6402

PHILIPS

Ábhar

1 Céard atá nua? 4

- 1.1 Roghchlár uileghabhálach foinse 4
- 1.2 Sár-Roghanna 4
- 1.3 Brabhsálaí meán 5

2 Suiteáil 6

- 2.1 Léigh Sábháilteacht 6
- 2.2 Seastán Teilifíse agus Gléasadh Balla 6
- 2.3 Leideanna maidir le Láithriú 6
- 2.4 Cábla Cumhachta 6
- 2.5 Cábla na hAeróige 7
- 2.6 Mias Satailíte 7

3 Cianrialtán 8

- 3.1 Forbhreathnú ar na hEochracha 8
- 3.2 Cuardach Gutha 9
- 3.3 Braiteoir IR 10
- 3.4 Ceallraí 10
- 3.5 Glanadh 10

4 Ag Casadh Air agus As 11

- 4.1 Air nó ar Fuireachas 11
- 4.2 Méaracha teilifíse 11

5 Cainéil 12

- 5.1 Suiteáil Satailíte 12
- 5.2 Suiteáil Aeróige/Cábla 15
- 5.3 Cóipeáil Liosta Cainéal 17
- 5.4 Maidir le Cainéil 18

6 Nasc Gléasanna 25

- 6.1 Maidir le Nasc 25
- 6.2 Poirt HDMI 25
- 6.3 Y Pb Pr - Comhpháirt 26
- 6.4 SCART 27
- 6.5 Fuaim Amach - Optúil 27
- 6.6 CAM le Cárta Cliste - CI+ 27
- 6.7 Córas Amharclainne Baile - HTS 28
- 6.8 Fóin Chliste agus Táibléid 29
- 6.9 Seinnteoir Diosca Blu-ray 29
- 6.10 Seinnteoir DVD 29
- 6.11 Bluetooth - Callairí agus Ceapa Stiúrtha 29
- 6.12 Cluasáin 30
- 6.13 Consól Cluiche 30
- 6.14 Ceap Stiúrtha 31
- 6.15 Diosca Crua USB 31
- 6.16 Méarchlár, nasc 32
- 6.17 Méaróg Chuimhne USB 33
- 6.18 Ceamara grianghraif 33
- 6.19 Camthaifeadán 33
- 6.20 Ríomhaire 34

7 Nasc do Android TV 35

- 7.1 Líonra agus Idirlíon 35
- 7.2 Cuntas Google 37
- 7.3 Gailearaí na bhFeidhmchlár Philips 38
- 7.4 Socruithe Android 39
- 7.5 Roghchlár Baile 39

8 Feidhmchláir 41

- 8.1 Maidir le Feidhmchláir 41
- 8.2 Google Play 41
- 8.3 Feidhmchlár a Thosú nó a Stopadh 42
- 8.4 Glasáil Feidhmchláir 42
- 8.5 Bainistigh Feidhmchláir 44
- 8.6 Stóráil 44

9 Idirlíon 45

- 9.1 Tosaigh an tIdirlíon 45
- 9.2 Roghanna ar an Idirlíon 45

10 Roghchlár na teilifíse 46

- 10.1 Maidir le Roghchlár na teilifíse 46
- 10.2 Oscail Roghchlár na teilifíse 46

11 Naisc, Liosta 47

- 11.1 Athraigh go gléas 47
- 11.2 Roghanna d'ionchur teilifíse 47
- 11.3 Ainm agus Cineál Gléis 47
- 11.4 Ríomhaire 47

12 Socruithe 49

- 12.1 Socruithe Minice 49
- 12.2 Pictiúr 49
- 12.3 Fuaim 53
- 12.4 Socruithe Ambilight 55
- 12.5 Éicea-Socruithe 58
- 12.6 Socruithe Ginearálta 58
- 12.7 Clog, Réigiún agus Teanga 60
- 12.8 Rochtain Uilíoch 63
- 12.9 Glas Leanáil 64

13 Meáin 66

- 13.1 Ó Nasc USB 66
- 13.2 Ó Ríomhaire nó NAS 66
- 13.3 Ó Sheirbhís Stórála sa Néal 66
- 13.4 Roghchlár Ceanán, Is mó Éilimh, a Seinneadh go deireanach 66
- 13.5 Seinn do chuid Fiseán 67
- 13.6 Féach ar do chuid Grianghraif 67
- 13.7 Seinn do Cheol 67

14 Eolaire Teilifíse 69

- 14.1 A bhfuil de dhíth ort 69
- 14.2 Sonraí Eolaire Teilifíse 69
- 14.3 An Eolaire Teilifíse a Úsáid 69

15 Taifeadadh agus Cuir Teilifís ar Sos 71

- 15.1 Taifeadadh 71
- 15.2 Cuir teilifís ar sos 72

16 Fóin Chliste agus Táibléid 74

- 16.1 Philips TV Remote App 74
- 16.2 Google Cast 74
- 16.3 AirPlay 74
- 16.4 MHL 74

17 Cluichí 75

- 17.1 A bhfuil de dhíth ort 75
- 17.2 Cluiche a Imirt 75

18 Ambilight 76

- 18.1 Ambilight, Air nó As 76
- 18.2 Ambilight As 76
- 18.3 Socruithe Ambilight 76

19 Sár-Roghanna 78

- 19.1 Maidir le Sár-Roghanna 78
- 19.2 Ar Theilifís Anois 78
- 19.3 Teilifís ar Éileamh 78
- 19.4 Fiseáin ar Éileamh 78

20 Netflix 80

21 Ilamharc 81

- 21.1 Téacs agus Teilifís 81
- 21.2 HDMI agus teilifís 81
- 21.3 Nettv agus Teilifís 81
- 21.4 Nettv agus HDMI 81

22 Bogearaí 82

- 22.1 Nuashonrú Bogearraí 82
- 22.2 Leagan Bogearraí 82
- 22.3 Bogearraí Foinse Oscailte 82
- 22.4 Ceadúnas Foinse Oscailte 83
- 22.5 Fógraí 202

23 Sonraíochtaí 203

- 23.1 Comhshaol 203
- 23.2 Cumhacht 203
- 23.3 Córas Oibriúcháin 203
- 23.4 Glacacht 204
- 23.5 Cineál Taispeána 204
- 23.6 Taifeach taispeána: 204
- 23.7 Toisí agus Meáchain 204
- 23.8 Nascacht 204
- 23.9 Fuaim 205
- 23.10 Ilmheáin 205

24 Cúnamh agus Tacaíocht 206

- 24.1 Cláraigh do theilifís 206
- 24.2 Cabhair a Úsáid 206
- 24.3 Fadhbanna 206
- 24.4 Cabhair Ar Líne 208
- 24.5 Tacaíocht agus Athdheisiú 208

25 Sábháilteacht agus Cúram 210

- 25.1 Sábháilteacht 210
- 25.2 Cúram Scáileáin 211

26 Téarmaí Úsáide 212

- 26.1 Téarmaí Úsáide - Teilifís 212
- 26.2 Téarmaí Úsáide - Gailearaí na bhFeidhmchlár Philips 212

27 Cóipchearta 213

- 27.1 MHL 213
- 27.2 HDMI 213
- 27.3 Dolby Audio 213
- 27.4 DTS 2.0+Digital Amach™ 213
- 27.5 Microsoft 213
- 27.6 Wi-Fi Alliance 213
- 27.7 Kensington 213
- 27.8 Trádmharcanna Eile 214

28 Séanadh maidir le seirbhísí agus/nó bogearraí arna dtairiscint ag tríú páirtithe 215


Innéacs 216


Céard atá nua?

1.1





Roghchlár uileghabhálach foinse

Maidir leis an Roghchlár uileghabhálach foinse


An chéad uair a bhrúnn tú  **SOURCES**, taispeánfar treoracha faoin gcaoi do roghchlár foinse a réiteach.

San áireamh leis an roghchlár foinse feabhsaithe tá an gnáthroghchlár faoine, Eolaire Teilifíse atá éasca le hoscailt, agus is féidir leat freisin an  (an eochair +) a úsáid chun meabhrúchán a shocrú nó taifeadadh a sceidealú san Eolaire Teilifíse.





Roghchlár uileghabhálach Foinsí, Eolaire Teilifíse a bhfuil dearadh nua air agus brabhsálaí cláir nua atá éasca le húsáid.

Is cuid den roghchlár Foinsí  do liosta cainéal ceanán  anois. Tá sé amhlaidh do liostaí cainéal an dá thiúnóra  Aeróg/Cábbla agus  Satailít.

Beidh gach gléas nasctha sa liosta sa roghchlár nua Foinsí mar aon le gach tiúnóir, rud a fhágfaidh go mbeidh an t-úsáideoir in ann gach ‘foinse’ fhéideartha don teilifís a aimsiú sa roghchlár Foinsí.




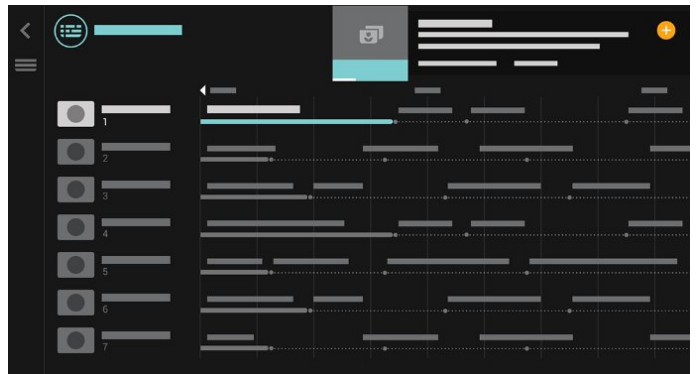
Athraigh ó thiúnóir, cainéal agus ón Eolaire Teilifíse

Roghnaigh foinse tiúnóra agus brúigh  chun an liosta cainéal a oscailt. Brúigh  arís chun an  Eolaire Teilifíse a oscailt chun fáil amach céard atá air. Brúigh  chun filleadh ar an liosta cainéal.




Eolaire teilifíse feabhsaithe

Eolaire teilifíse atá soiléir agus níos deise. Roghnaigh clár agus léigh an fhaisnéis cláir nó brúigh  chun meabhrúchán a shocrú nó taifeadadh a sceidealú.




1.2



Sár-Roghanna

Molann do theilifís cláir teilifíse reatha, na físeáin ar cíos is nuáí agus seribhísí teilifíse Ar Líne duit le  **TOP PICKS**.

1 - Brúigh  **TOP PICKS**.

2 - Roghnaigh clár amháin agus úsáid  (an eochair +) chun taifeadadh a sceidealú, meabhrúchán a shocrú nó féachaint ar an gclár.

3 - Úsáid na heochracha **Saighde / nascleanúna** chun trí phonc ar bharr an scáileáin ar thaobh na láimhe deise a roghnú, ansin brúigh **OK** chun an roghchlár **OPTIONS** a oscailt.

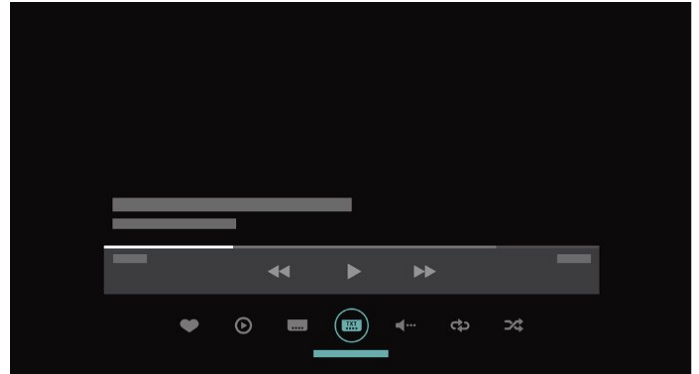
Roghnaigh  chun taifeadadh, nó roghnaigh  chun meabhrúchán a shocrú



Roghnaigh ❤️ chun marcáil mar cheanán



4 - Agus na comhaid á seinnt agat, tá barra rialaithe eile ag bun an scáileáin. Úsáid na saighdeada agus an eochair OK chun a bhfuil uait a roghnú.



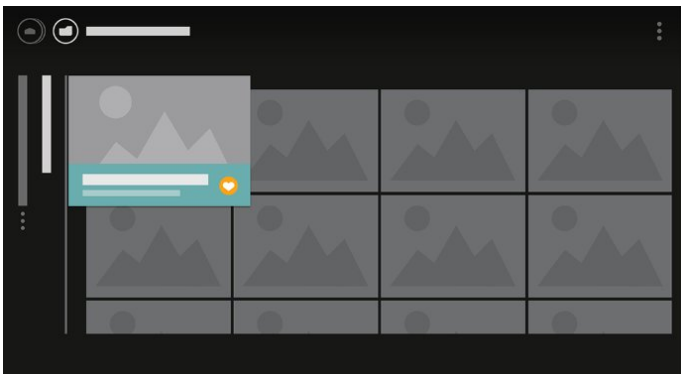
1.3

Brabhsálaí meán

Brabhsáil do chomhaid meáin mar is mian leat nó marcáil aon chainéal, amhrán nó grianghraf mar cheanán.

- 1 - Brúigh + (an eochair +) aon fhíseán, amhrán nó grianghraf a mharcáil mar cheanán.
- 2 - Is féidir leat féachaint ar fhíseáin, amhráin agus ar ghrianghraif i ngreille-amharc nó i liosta-amharc.
- 3 - Úsáid na heochracha Saighde / nascleanúna chun trí phonc ar bharr an scáileáin ar thaobh na láimhe deise a roghnú, ansin brúigh OK chun an roghchlár OPTIONS a oscailt.

Greille-amharc



Amharc liosta

Suiteáil

2.1

Léigh Sábháilteacht

Léigh na treoracha sábháilteachta i dtosach sula n-úsáideann tú an teilifís.

Chun tuilleadh eolais a fháil, in **Cabhair**, roghnaigh **Eochairfhocail** agus déan cuardach do **Threoracha Sábháilteachta**.

2.2

Seastán Teilifíse agus Gléasadh Balla

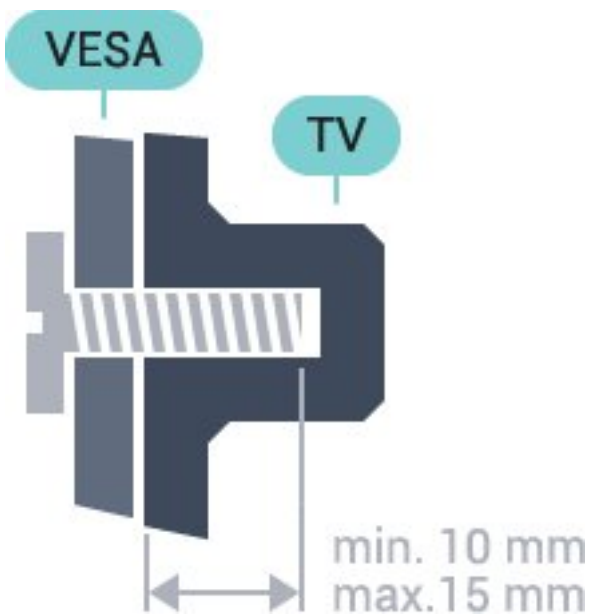
Seastán teilifíse

Is féidir leat na treoracha chun an seastán teilifíse a ghléasadh a fháil sa Treoir Mhearthosaithe a tháinig leis an teilifís. Is féidir leat an treoir seo a íoslódáil ó www.philips.com sa chás gur chaill tú í.

Úsáid uimhir múnla na teilifíse chun cuardach a dhéanamh don **Treoir Mearthosaithe** atá le híoslódáil.

Gléasadh Balla

Tá do theilifís ullamh freisin do bhrac ghléasadh balla atá oiriúnach le VESA (díoltar as féin é). Bain úsáid as an gcód VESA seo a leanas nuair atá an gléasadh balla á cheannach agat . . .



• 32PFS6402
VESA MIS-F 100x100, M4
• 43PUS6432, 43PUS6452

VESA MIS-F 200x200, M6
• 49PUS6432, 49PUS6452
VESA MIS-F 400x200, M6
• 55PUS6432, 55PUS6452
VESA MIS-F 400x200, M6
Ullmhúchán

Bain na 4 scriú chlaibín plaisteacha amach as na boisic shnáithithe ar chúl na teilifíse.

Cinntigh go dtéann na scriúna miotail thart ar 10mm isteach i mboisic shnáithithe na teilifíse chun an teilifís a ghléasadh ar an mbrac atá oiriúnach le VESA.

Rabhadh


Teastaíonn scileanna sainiúla chun an teilifís a ghléasadh ar an mballa agus ní ceart d'aon duine ach pearsanra atá cáilithe tabhairt faoi. Ba cheart go gcomhlíonfadh gléasadh balla na teilifíse caighdeán sábháilteachta atá bunaithe ar mheáchan na teilifís. Léigh na réamhchúraim sábháilteachta freisin sula suífidh tú an teilifís.

Ní ghlacann TP Vision Europe B.V. le haon fhreagracht as gléasadh míchuí ná aon ghléasadh a mbeidh tionóisc nó gortú mar thoradh air.

2.3

Leideanna maidir le Láithriú

- Cuir an teilifís in áit nach bhfuil solas ag lonrú go díreach ar an scáileán.
- Socraigh an teilifís suas le 15 cm ón mballa.
- Is é an t-achar is fearr le bheith ag féachaint ar an teilifís uaidh ná trí oiread méid fhiarthrasna an scáileáin. Nuair atá tú i do shuí, ba cheart go mbeadh do shúile ar an leibhéal céanna le lár an scáileáin.



2.4

Cábla Cumhachta

- Cuir isteach an cábla cumhachta sa nascóir **POWER** ar chúl na teilifíse.
- Bí cinnte go bhfuil an cábla cumhachta curtha isteach go daingean sa nascóir.
- Bí cinnte gur féidir leat rochtain a fháil i gcónaí ar an bpluga cumhachta sa soicéad balla.
- Nuair a díphlugáilann tú an cábla cumhachta, tarraing an pluga i gcónaí, ná tarraing an cábla go deo.



D'ainneoin go bhfuil tomhaltas cumhachta an-íseal ag an teilifís seo nuair atá sé ar fuireachas, bain amach an cábla cumhachta chun fuinneamh a shábháil mura mbeidh an teilifís in úsáid ar feadh tréimhse fada.

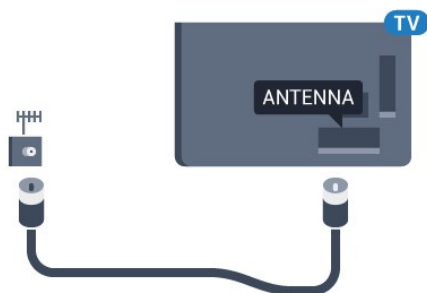
2.5

Cábala na hAeróige

Cuir isteach pluga na haeróige go daingean sa soicéad Aeróige ar chúl na teilifíse.

Is féidir leat d'aeróg féin a nascadh nó nasc a dhéanamh le comhartha aeróige ó chóras dáilte aeróige. Úsáid nascóir aeróige IEC Coax 75 Ohm RF.


Úsáid an nasc aeróige seo do chomharthaí ionchuir DVB-T agus DVB-C.



2.6

Mias Satailíte

Ceangail an nascóir satailíte den chineál F leis an nasc satailíte SAT ar chúl na teilifíse.

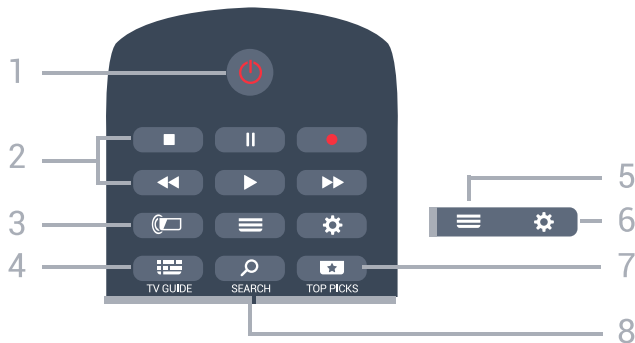


Cianrialtán

3.1

Forbhreathnú ar na hEochracha

Barr



1 - Fuireachas / Air

Chun an teilifís a chasadh air nó ar ais go Fuireachas.

2 - Athsheimn agus Taifead

- Brúigh , chun athsheimn.
- Cuir ar sos , chun athsheimnt a chur ar sos
- Brúigh , chun athsheimnt a stopadh
- Brúigh , chun athochras.
- Brúigh , chun mearchasadh
- Brúigh , chun taifeadadh a thosú

3 - Ambilight

Chun ceann de na stíleanna Ambilight a roghnú.

4 - TV GUIDE

Chun an tEolaire teilifíse a oscailt nó a dhúnadh.

5 - LIST

Chun an liosta cainéal a oscailt nó a dhúnadh.

6 - Socruithe

Chun na Socruithe Minice a oscailt.

7 - TOP PICKS

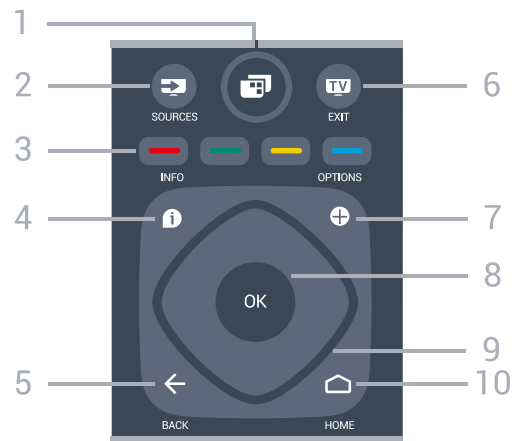
Chun an roghchlár a oscailt le cláir mholta, Físeán ar Éileamh (Físeáin ar Cíos) nó Teilifís Ar Líne (Catch Up TV).

Má tá fáil air.

8 - SEARCH

Chun leathanach na gcuardach a oscailt.

Lár



1 - Roghchlár teilifíse

Chun roghchlár na teilifíse a oscailt leis na gnáthfheidhmeanna teilifíse.

2 - SOURCES

Chun an roghchlár Foinsí a oscailt.

3 - Méaracha datha

Roghnú díreach roghanna.

4 - INFO

Chun eolas cláir a oscailt nó a dhúnadh.

5 - BACK

Chun athrú ar ais go dtí an cainéal a roghnaigh tú roimhe sin.

Chun dul ar ais go dtí an roghchlár roimhe sin.

Chun fillleadh ar an bhFeidhmchlár/leathanach Idirlín roimhe sin.

6 - TV - EXIT

Chun athrú ar ais d'fhéachaint ar theilifís. Chun feidhmchlár teilifíse idirghníomach a stopadh.

7 - + OPTIONS

Chun an roghchlár Roghanna a oscailt nó a dhúnadh.

8 - Eochair OK

Chun rogha nó socrú a dhearbhú. Chun an liosta cainéal a oscailt agus tú ag féachaint ar an teilifís.

9 - Eochracha saighde/ nascleanúna

Chun dul suas, síos, ar chlé nó ar dheas.

10 - HOME

Chun an roghchlár Baile a oscailt.

Bun



1 - NETFLIX

Chun an feidhmchlár Netflix a oscailt go díreach. Nuair atá an teilifís casta air nó ó fhuireachas.

2 - Airde fuaime

Chun airde na fuaime a athrú.

3 - Eochracha uimhreach

Chun cainéal a roghnú go díreach.

4 - SUBTITLE

Chun fotheidil a chasadh air nó as chun iad a thaispeáint go huathoibríoch.

5 - Cainéal

Chun athrú go dtí an chéad chainéal eile nó an cainéal roimhe sin, chun an chéad leathanach eile nó an leathanach roimhe sin in Téacs/Teilithéacs a oscailt nó chun an chéad chaibidil eile nó an chaibidil roimhe sin ar dhiosca a thosú. Chun an chéad leathanach eile nó an leathanach roimhe sin a oscailt in Téacs/Teilithéacs. Chun an chéad chaibidil eile nó an chaibidil roimhe sin ar dhiosca a thosú.

6 - Balbhaigh

Chun an fhuaim a chasadh as, nó chun í a chasadh air arís.

7 - TEXT

Chun Téacs/Teilithéacs a oscailt nó a dhúnadh.

3.2

Cuardach Gutha

Íoslódáil Feidhmchlár ó Google play

Úsáid d'fhón cliste Android nó do thaibléad mar chianrialtán do do Android TV. Athraigh go héasca idir móid d-pad, ceap tadhaill, agus ceap stiúrtha chun ábhar a nascleanúint agus chun cluichí a imirt ar do ghléas teilifíse Android. Tapáil an micrifón chun cuardach gutha a dhéanamh, nó úsáid an méarchlár chun téacs a chur isteach ar an Android TV.

I dtosach, nasc d'fhón nó do thaibléad Android leis an

líonra céanna le do ghléas Android TV nó aimsigh do Android TV via bluetooth.

Oibríonn sé le gach gléas Android TV.

*Teastaíonn fón nó taibléad Android a bhfuil Android 4.3 nó níos airde suiteáilte air chun an feidhmchlár Android TV Remote Control a úsáid.

Péireáil le do theilifís

Níl aon mhicrifón ar do chianrialtán. Má tá uait an cuardach gutha a úsáid, ní mór duit an feidhmchlár Android TV Remote Control a shuiteáil ar d'fhón cliste nó do thaibléad Android ar dtús.

1 - Déan cuardach do "Android TV Remote Control" sa Google Play store ar d'fhón cliste nó do thaibléad Android.

2 - Íoslódáil agus suiteáil an feidhmchlár Android TV Remote Control* ar d'fhón nó do thaibléad Android.

3 - Nasc d'fhón Android nó do thaibléad leis an líonra céanna le do ghléas Android TV.

4 - Roghnaigh "PhilipsTV"*** ar d'fhón nó do thaibléad Android. Taispeánfar cód ar scáileán an Android TV ansin.

5 - Cuir isteach an cód ar d'fhón nó do thaibléad Android chun péireáil le do Android TV.

*Teastaíonn fón nó taibléad Android a bhfuil Android 4.3 nó níos airde suiteáilte air chun an feidhmchlár Android TV Remote Control a úsáid.

***Braitheann ainm do Android TV ar an ainm a shocraigh tú in Ainm Líonra Teilifíse. Is é an t-ainm atá réamhsocraithe ainm mhúnla na teilifíse seo.

Cuardach Gutha a Úsáid

Is féidir leat cuardach a dhéanamh d'fhíseáin, ceol nó rud ar bith eile ar an Idirlíon leis an deilbhín ar bharr an roghchlár Baile. Is féidir leat Cuardach Gutha a úsáid am ar bith. Mar rogha air sin, is féidir leat méarchlár an chianrialtáin a úsáid chun téacs a chur isteach.

Chun Cuardach Gutha a úsáid...

1 - Tapáil an deilbhín ar d'fhón cliste chun tús a chur le cuardach gutha.

2 - Nuair atá an deilbhín dearg ar an scáileán, tá an micrifón beo.

3 - Abair an rud atá uait go soiléir. D'fhéadfadh sé roinnt ama a thógáil sula dtaispeánfar na torthaí.





4 - Is féidir leat an rud atá uait a roghnú ar an scáileán leis na torthaí ar an gcuardach.

Féach ar www.support.google.com/androidtv freisin

Socruithe Cuardach Gutha

Is féidir leat an teanga a úsáideann tú a shocrú le Cuardach Gutha.

Chun an teanga a shocrú do Chuardach Gutha...

- 1 - Brúigh  roghnaigh Gach socrú agus brúigh OK.
- 2 - Roghnaigh Socruithe Android agus brúigh OK.
- 3 - Roghnaigh Roghanna >  Caint agus brúigh OK.
- 4 - Roghnaigh an teanga atá uait agus brúigh OK.
- 5 - Brúigh  BACK chun dul siar céim amháin nó brúigh  EXIT chun an roghchlár a dhúnadh.

3.3

Braiteoir IR

Tá an teilifís in ann glacadh freisin le horduithe ó chianrialtán a úsáideann IR (infridhearg) chun orduithe a sheoladh. Má úsáideann tú a leithéid de chianrialtán, bí cinnte i gcónaí go bpointeálann tú an cianrialtán i dtreo braiteoir infridhearg an chianrialtáin ar aghaidh na teilifíse.

Rabhadh

Ná cuir aon rud os comhair braiteoir IR na teilifíse mar go bhféadfadh sé an comhartha IR a bhlocáil.

3.4

Ceallraí

Mura bhfreagraíonn an teilifís do bhrú eochrach ar an gcianrialtán, d'fhéadfadh na ceallraí a bheith caite.

Chun na ceallraí a athsholáthar, oscail raca na gceallraí ar chúl an chianrialtáin.

- 1 - Sleamhnaigh doras na gceallraí sa treo a léirítear ar an tsaighead.
- 2 - Athsholáthar na seancheallraí le 2 cheallra den chineál AAA-R03-1.5V. Bí cinnte go luífidh na deirí + agus - de na ceallraí isteach i gceart.
- 3 - Cuir doras na gceallraí ar ais arís agus sleamhnaigh é go dtí go gliceálann sé.

Bain amach na ceallraí mura mbeidh siad in úsáid agat ar feadh tréimhse fada.

Faigh réidh le do sheancheallraí de réir na dtreoracha a thugtar maidir le deireadh úsáide.

Chun tuilleadh eolais a fháil, in **Cabhair**, roghnaigh **Eochairfhocail Deireadh Úsáide**.

3.5

Glanadh

Tá bratú scrabhadh-fhriotaíoch ar do chianrialtán.



Chun an cianrialtán a ghlanadh, úsáid ceirt bhog thais. Ná húsáid substaintí cosúil le halcól, ceimicigh ná glantóirí tí nó an cianrialtán.

Ag Casadh Air agus As

Air nó ar Fuireachas

Cinntigh go bhfuil an teilifís nasctha leis an bpríomhchumhacht AC. Nasc an corda cumhachta a tháinig leis an teilifís leis an nascóir AC isteach ar chúl na teilifíse. Lasfar an solas táscaire ag bun na teilifíse.

Cas air

Brúigh  ar an gcianrialtán chun an teilifís a chasadh air. Mar rogha air sin, brúigh  HOME . Is féidir leat freisin an luamhán stiúrtha beag ar chúl na teilifíse a bhrú freisin chun an teilifís a chasadh air mura bhfuil tú in ann teacht ar an gcianrialtán nó má tá na ceallraí caite.

Athraigh go dtí fuireachas

Chun an teilifís a athrú go dtí fuireachas, brúigh  ar an gcianrialtán. Is féidir leat freisin an luamhán stiúrtha beag ar chúl na teilifíse a bhrú freisin.



Agus í i bhfuireachas, tá an teilifís nasctha leis an bpríomhlíonra cumhachta i gcónaí ach is beag fuinneamh atá á tomhailt aici.

Bain amach an pluga cumhachta chun an teilifís a chasadh as ar fad.

Nuair a dínascann tú an pluga cumhachta, tarraing an pluga cumhachta i gcónaí, ná tarraing an seolán. Bí cinnte go bhfuil rochtain iomlán agat ar an bpluga cumhachta, an seolán cumhachta agus ar an soicéad asraoin i gcónaí.



Méaracha teilifíse

Má tá an cianrialtán cailte agat, nó má tá a cheallraí caite, is féidir leat roinnt oibríochtaí bunúsacha teilifíse a dhéanamh i gcónaí.

Chun an roghchlár bunúsach a oscailt...

1 - Agus an teilifís casta air agat, brúigh an eochair luamhán stiúrtha ar chúl na teilifíse chun an roghchlár bunúsach a oscailt.


2 - Brúigh clé nó deas chun  Airde Fuaimne, 

Cainéal nó  Foinsí a roghnú. Roghnaigh 

Físeán taispeána chun físeán taispeána a thosú.

3 - Brúigh suas nó síos chun an airde fuaimne a athrú nó tiúnáil go dtí an chéad chainéal eile, nó an ceann roimhe sin. Brúigh suas nó síos chun dul trí liosta na bhfoinsí, lena n-áirítear roghnú tiúnóra. Brúigh eochair an luamhán stiúrtha chun an físeán taispeána a thosú.

4 - Imeoidh an roghchlár as amharc go huathoibríoch.

Chun an teilifís a chasadh go dtí fuireachas, roghnaigh  agus brúigh eochair an luamhán stiúrtha.



Cainéil

5.1

Suiteáil Satailíte

Maidir le Suiteáil Satailítí

Suas le 4 Satailít

Is féidir leat suas le 4 satailít (4 LNBanna) a shuiteáil ar an teilifís seo. Roghnaigh díreach an líon satailítí ar mian leat iad a shuiteáil ag tús na suiteála. Éascóidh sé sin an tsuiteáil.


Unicable

Is féidir leat córas Unicable a úsáid chun an mhias aeróige a nascadh leis an teilifís. Is féidir leat Unicable a roghnú do shatailít 1 nó 2 satailít ag tús na suiteála.

Cuir tús leis an tSuiteáil

Cinntigh go bhfuil do mhias satailíte nasctha i gceart agus go bhfuil sé ailínithe go foirfe sula dtosóidh tú an tsuiteáil.

Chun an tsuiteáil satailíte a thosú...

- 1 - Brúigh  roghnaigh Gach socrú agus brúigh OK.
- 2 - Roghnaigh Cainéil > Suiteáil Satailíte. Cuir isteach do chód PIN más gá.
- 3 - Roghnaigh Déan Cuardach do Shatailít.
- 4 - Roghnaigh Déan Cuardach do Chainéal. Déan an teilifís cuardach do shatailítí.
- 5 - Roghnaigh Suiteáil. Taispeánann an teiliís an tsuiteáil satailíte reatha. Má tá uait an tsuiteáil seo a athrú, roghnaigh **Socruithe**. Mura bhfuil uait an tsuiteáil a athrú, roghnaigh **Cuardaigh**. Téigh go céim 5.
- 6 - Roghnaigh an líon satailítí a bhfuil uait iad a shuiteáil nó roghnaigh ceann de na córais Unicable i **gCóras Suiteála**. Nuair a roghnaíonn tú Unicable, is féidir leat na hUimhreacha Banda Úsáideora a roghnú agus na Minicíochtaí Banda Úsáideora a chur isteach do gach tiúnóir. Is féidir leat roinnt sainsocruithe a athrú do gach LNB i roinnt tíortha in **Tuilleadh Socraithe**.
- 7 - Déanfaidh an teilifís cuardach do na satailítí atá ar fáil nuair a bheidh do mhias aeróige ailínithe. D'fhéadfadh sé sin roinnt nóiméad a thógáil. Má aimsítear satailít, taispeánfar a hainm agus a threise glactha ar an scáileán.
- 8 - Nuair atá na satailítí atá uait aimsithe ag an teilifís, roghnaigh **Suiteáil**.
- 9 - Má thairgeann satailít **Pacáistí Cainéal**,

taispeánfaidh an teilifís na pacáistí atá ar fáil don satailít sin. Roghnaigh an pacáiste atá uait.
10 - Chun an tsuiteáil satailíte a stóráil chomh maith leis na cainéil suiteáilte agus stáisiúin raidió, roghnaigh **Déanta**.

Socruithe Suiteála Satailíte

Tá na socruithe suiteála satailíte réamhshocraithe de réir tíre. Cinneann na socruithe sin an chaoi a ndéanann an teilifís cuardach agus an chaoi a suiteálann sé satailítí agus a gcainéil. Is féidir leat na socruithe sin a athrú i gcónaí.

Chun na socruithe suiteála satailíte a athrú...

- 1 - Cuir tús leis an tsuiteáil satailíte.
- 2 - Ar an scáileán ar ar féidir leat tús a chur leis an gcuardach do shatailítí, roghnaigh **Socruithe** agus brúigh **OK**.
- 3 - Roghnaigh an líon satailítí a bhfuil uait iad a shuiteáil nó roghnaigh ceann de na córais Unicable. Nuair a roghnaíonn tú Unicable, is féidir leat na hUimhreacha Banda Úsáideora a roghnú agus na Minicíochtaí Banda Úsáideora a chur isteach do gach tiúnóir.
- 4 - Nuair atá sé sin déanta agat, roghnaigh **Ar Aghaidh** agus brúigh **OK**.
- 5 - Brúigh **OK** ar an roghchlár Socruithe chun filleadh ar an scáileán agus tús a chur le cuardach do shatailítí.

Trasfhreagróir Frithinge agus LNB

Is féidir leat na sainsocruithe don trasfhreagróir frithinge agus do gach LNB a athrú i roinnt tíortha. Ná húsáid ná athraigh na socruithe sin nuair atá teiptha ar ghnáthshuiteáil. Má tá trealamh satailíte nach bhfuil caighdeánach agat, is féidir leat na socruithe sin a úsáid chun na gnáthshocruithe a sháru. D'fhéadfadh roinnt soláthróirí luachanna don trasfhreagróir nó don LNB a thabhairt duit ar féidir leat iad a chur isteach anseo.

CAManna Satailíte

Má úsáideann tú CAM – Modúl Rochtana Coinníolláí a bhfuil cárta cliste aige – chun féachaint ar chainéil satailíte, molaimid go ndéanfaí an tsuiteáil satailíte nuair atá an CAM curtha isteach sa teilifís.

Baintear úsáid as an gcuid is mó de CAManna chun cainéil a dhíscrubhadh.

Is féidir leis na CAManna is nuaí (CI+ 1.3 le Próifíl Oibritheora), na cainéil satailíte a shuiteáil leo féin ar do theilifís. Tabharfaidh an CAM cuireadh duit a shatailít(i) agus cainéil a shuiteáil. Ní hamháin go suiteálann agus ndíscrubhann na CAManna seo na cainéil ach láimhseálann siad nuashonruithe cainéal rialta freisin.

Pacáistí Cainéal

Is féidir le hoibrítheoirí satailíte pacáistí cainéal a thairiscint a chuachann cainéil shaora agus a thairgeann sórtáil a fheileann do thír. Tairgeann roinnt satailítí pacáistí suibscríbhíne - cnuasach cainéal a n-íocann tú astu.

Suiteáil Unicable

An Córas Unicable

Is féidir leat córas Chábla Singil, MDU nó córas Unicable a úsáid chun an mhias aeróige a nascadh leis an teilifís. Úsáideann córas Chábla Singil cábla amháin chun an mhias satailíte a nascadh le gach tiúnóir satailíte ina chóras. Is iondúil go n-úsáidfear córas Chábla Singil i bhfoirgnimh árasán. Má úsáideann tú córas Unicable, iarrfaidh an teilifís ort uimhreacha banda úsáideora agus minicíochtaí comhfhreagracha a shannadh i rith na suiteála. Is féidir leat 1 nó 2 satailít a shannadh le Unicable ar an teilifís seo.

Má thugann tú faoi deara go bhfuil roinnt cainéal ar iarraidh i ndiaidh suiteáil Unicable, tá an seans ann go ndearnadh suiteáil eile ag an am céanna ar an gcóras Unicable. Déan an tsuiteáil arís chun na cainéil atá ar iarraidh a shuiteáil.

Uimhir Bhandá Úsáideora

I gcóras Unicable, ní mór uimhir a bheith ag gach tiúnóir satailíte nasctha (e.g. 0, 1, 2 nó 3 etc.).

Is féidir leat na bbandaí úsáideora atá ar fáil mar aon lena n-uimhir a fháil ar an lascbhosca Unicable. Giorraítear banda úsáideora uaireanta do UB. Tá lascbhoscaí Unicable ann a thairgeann 4 nó 8 banda úsáideora. Má roghnaíonn tú Unicable sna socrúithe, iarrfaidh an teilifís ort an uimhir banda úsáideora uathúil dá ghlacadóir satailíte ionsuite a shannadh. Ní féidir an uimhir banda úsáideora chéanna a bheith ag glacadóir satailíte amháin is atá ag glacadóir satailíte eile sa chóras Unicable.


Minicíocht Bhandá Úsáideora

Chomh maith leis an uimhir banda úsáideora uathúil, tá minicíocht an uimhir banda úsáideora atá roghnaithe ag teastáil ón nglacadóir satailíte ionsuite. Taispeántar na minicíochtaí sin den chuid is mó in aice leis an uimhir banda úsáideora ar lascbhosca Unicable.

Nuashonrú Cainéal de Láimh

Is féidir leat nuashonrú cainéal a thosú tú féin i gcónaí.

Chun nuashonrú cainéal a thosú de láimh...

- 1 - Brúigh , roghnaigh Gach socrú agus brúigh OK.
- 2 - Roghnaigh Cainéil > Suiteáil Satailíte.
- 3 - Roghnaigh Déan Cuardach do Chainéil.
- 4 - Roghnaigh Nuashonraigh Cainéil. Tosóidh nuashonrú ar an teilifís. D'fhéadfadh an nuashonrú roinnt nóiméad a thógáil.
- 5 - Lean na treoracha ar an scáileán. D'fhéadfadh an nuashonrú roinnt nóiméad a thógáil.
- 6 - Roghnaigh Críochnaigh agus brúigh OK.

Cuir satailít leis an liosta


Is féidir leat satailít bhreise a chur le do shuiteáil satailíte reatha. Ní dhéanann sé aon difríocht do na satailítí suiteáilte ná dá gcainéil. Ní cheadaíonn roinnt oibrítheoirí satailíte duit satailít a chur leis an liosta.

Ba cheart caitheamh leis an satailít bhreise mar rud breise. Ní hé do phríomhshuibscríbhinn satailíte é ná an príomhshatailít a bhfuil a pacáiste cainéal á úsáid agat. Chuirfeá an 4ú satailít leis an liosta nuair atá 3 shatailít suiteáilte agat cheana féin. Má tá 4 shatailít suiteáilte agat cheana féin, d'fhéadfá breithniú a dhéanamh ar cheann a bhaint as chun go mbeifeá in ann satailít nua a shuiteáil.

Suiteáil

Mura bhfuil ach 1 nó 2 satailít suiteáilte agat, tá an seans ann nach ligfidh na socrúithe suiteála reatha duit satailít bhreise a chur leis an liosta. Má chaitheann tú na socrúithe suiteála a athrú, ní mór duit an tsuiteáil satailíte a athdhéanamh ina iomlán. Ní féidir leat Cuir satailít leis an liosta a úsáid má tá athrú socrúithe ag teastáil.



Chun satailít a chur leis an liosta...

- 1 - Brúigh , roghnaigh Gach socrú agus brúigh OK.
- 2 - Roghnaigh Cainéil > Suiteáil Satailíte.
- 3 - Roghnaigh Déan Cuardach do Shatailít.
- 4 - Roghnaigh Cuir Satailít leis an Liosta. Taispeánfar na satailítí reatha.
- 5 - Roghnaigh Déan Cuardach do Chainéal. Déanann an teilifís cuardach do shatailítí nua.
- 6 - Má tá satailít amháin nó níos mó aimsithe ag an teilifís, roghnaigh Suiteáil. Suiteálann an teilifís cainéil na satailítí a aimsíodh.
- 7 - Roghnaigh Críochnaigh agus brúigh OK chun na cainéil agus na stáisiúin raidió a stóráil.

Satailít a Bhaint as

Is féidir leat satailít amháin nó níos mó a bhaint as ó do shuiteáil satailíte reatha. Baineann tú an tsatailít agus a cainéil as. Tá roinnt oibrítheoirí satailíte ann nach gceadaíonn satailít a bhaint as.

Chun satailítí a bhaint as...

- 1 - Brúigh  roghnaigh Gach socrú agus brúigh OK.
- 2 - Roghnaigh Cainéil > Suiteáil Satailíte.
- 3 - Roghnaigh Déan Cuardach do Shatailít.
- 4 - Roghnaigh Bain Satailít As. Taispeánfar na satailítí reatha.
- 5 - Roghnaigh satailít agus brúigh OK chun iad a mharcáil le haghaidh a mbainte as.
- 6 - Brúigh  (clé), arís agus arís eile, más gá, chun an roghchlár a dhúnadh.






Suiteáil de Láimh

Is do shainúsáideoirí atá Suiteáil de Láimh dírithe.

Is féidir leat Suiteáil de Láimh a úsáid chun cainéil nua a chur leis an liosta go tapaidh ó thrasfhreagróir satailíte. Ní mór minicíocht agus polarú an trasfhreagróra a bheith ar eolas agat. Suiteálfaidh an teilifís gach cainéal ón trasfhreagróir sin. Más rud é gur suiteáladh an trasfhreagróir cheana, bogfar gach ceann dá chainéil - na cinn a bhí ann cheana féin agus na cinn nua - go dtí deireadh an liosta cainéal Gach Cainéal.

Ní féidir leat Suiteáil de Láimh a úsáid má chaitheann tú líon na satailítí a athrú. Má tá gá leis seo, ní mór duit suiteáil iomlán a dhéanamh le Suiteáil Satailítí.

Chun trasfhreagróir a shuiteáil...

- 1 - Brúigh  roghnaigh Gach socrú agus brúigh OK.
- 2 - Roghnaigh Cainéil > Suiteáil Satailíte.
- 3 - Roghnaigh Suiteáil de Láimh agus brúigh  (deas) chun an roghchlár a oscailt.
- 4 - Má tá níos mó ná 1 satailít suiteáilte agat, roghnaigh an LNB a bhfuil uait cainéil a chur leis.
- 5 - Socraigh an Polarú atá ag teastáil uait. Má shocraíonn tú an Mód Ráta Siombaile do De Láimh, is féidir leat an Ráta siombaile a chur isteach de láimh.
- 6 - Brúigh na saigheada  (suas) nó  (síos) chun an mhinicíocht a athrú, agus roghnaigh Déanta.
- 7 - Roghnaigh Cuardaigh agus brúigh OK. Taispeánfar neart an chomhartha ar an scáileán.
- 8 - Má tá uait cainéil trasfhreagróra nua a stóráil, roghnaigh Stóráil agus brúigh OK.
- 9 - Brúigh  (clé), arís agus arís eile, más gá, chun an roghchlár a dhúnadh.

Trasfhreagróir Frithinge agus LNB

Is féidir leat na sainsocruithe don trasfhreagróir frithinge agus do gach LNB a athrú i roinnt tíortha. Ná húsáid ná athraigh na socruithe sin nuair atá teiptha ar ghnáthshuiteáil. Má tá trealamh satailíte nach bhfuil caighdeánach agat, is féidir leat na socruithe sin a úsáid chun na gnáthshocruithe a sháru. D'fhéadfadh roinnt soláthróirí luachanna don trasfhreagróir nó don LNB a thabhairt duit ar féidir leat iad a chur isteach anseo.

Cumhacht LNB

Is é Air an réamhshocrú do Chumhacht LNB.

Ton 22 kHz

Is é Uathoibríoch an réamhshocrú do Thon.

Minicíocht Íseal LO/ Minicíocht Ard LO

Socraítear minicíochtaí an ascaltóra áitiúil do luachanna caighdeánacha. Ná hathraigh na luachanna ach amháin i gcás trealamh eisceachtúil a bhfuil luachanna éagsúla ag teastáil uaidh.

Fabhtcheartú

Ní féidir leis an teilifís na satailítí atá uaim a aimsiú nó suiteálann an teilifís an tsatailít chéanna faoi dhó

- Cinntigh go bhfuil an líon ceart satailítí socraithe i Socruithe ag tús na suiteála. Is féidir leat an teilifís a shocrú chun cuardach a dhéanamh do shatailít amháin, dhá shatailít nó 3/4 shatailít.

Ní féidir le LNB déchnoga an dara satailít a aimsiú

- Má aimsíonn an teilifís satailít amháin ach mura féidir leis an dara ceann a aimsiú, cas an mhias cúpla céim. Ailínigh an mhias chun an comhartha is treise a fháil don chéad satailít. Seiceáil táscaire treise comhartha an chéad satailít ar an scáileán. Nuair atá an chéad satailít socraithe ag an gcomhartha is treise, roghnaigh Cuardaigh arís chun an dara satailít a aimsiú.
- Cinntigh go bhfuil na socruithe athraithe go Dhá Shatailít.

Níor réitíodh m'fhadhb nuair a athraíodh na socruithe suiteála

- Ní stóráltar aon socrú, satailít nó cainéal go dtí deireadh na suiteála nuair a chríochnaíonn tú.

Tá gach cainéal satailíte imithe.

- Má tá córas Unicable in úsáid agat, cinntigh gur shann tú dhá uimhir banda uathúla sna socruithe Unicable don dá thiúnóir ionsuite. D'fhéadfadh glacadóir satailít eile i do chóras Unicable a bheith ag úsáid an uimhir banda úsáideora chéanna.

Tá an chosúlacht air go bhfuil roinnt cainéal satailíte imithe ó liosta na gcainéal.

· Má tá an chosúlacht air go bhfuil roinnt cainéal imithe nó san áit mhícheart, d'fhéadfadh suíomh trasfhreagróra na gcainéal sin a bheith athraithe ag an ggraoltóir. Is féidir leat triail a bhaint as nuashonrú ar an bpacáiste cainéal chun suíomhanna na gcainéal a chur ar ais.

Ní féidir liom satailít a bhaint as

· Ní ligeann pacáistí suibscríbhíne duit satailít a bhaint as. Chun an tsatailít a bhaint as, ní mór duit suiteáil iomlán a dhéanamh arís agus pacáiste eile a roghnú.

Bíonn an ghlacacht lag ó am go chéile

· Cinntigh go bhfuil an mhias satailíte gléasta go daingean agat. Tá gaitha láidre in ann an mhias a bhogadh.
· Tá sneachta agus báisteach in ann an glacadh a dhíhrádu.

5.2

Suiteáil Aeróige/Cábla

Nuashonraigh Cainéil

Uasdátú Cainéil Uathoibríoch

Má fhaigheann tú cainéil dhigiteacha, is féidir leat an teilifís a shocrú chun na cainéil seo a nuashonrú go huathoibríoch.

Déanann an teilifís nuashonrú ar na cainéil agus stóráilann sé cainéil nua uair amháin in aghaidh an lae, ag 6 AM. Stóráltar cainéil nua sa Liosta Cainéal agus marcáltar iad le ✨. Baintear cainéil atá gan chomhartha as. Ní mór don teilifís a bheith ar Fuireachas chun cainéil a nuashonrú go huathoibríoch. Is féidir leat Nuashonrú Cainéal Uathoibríoch a chasadh as.

Chun an nuashonrú uathoibríoch a chasadh as...

- 1 - Brúigh ⚙️, roghnaigh Gach socrú agus brúigh OK.
- 2 - Roghnaigh Cainéil > Suiteáil Aeróige/Cábla.
- 3 - Cuir isteach do chód PIN más gá.
- 4 - Roghnaigh Nuashonrú Uathoibríoch Cainéal.
- 5 - Roghnaigh As.
- 6 - Brúigh ⬅️ (clé) chun dul siar céim amháin nó brúigh ⬅️ BACK chun an roghchlár a dhúnadh.

Nuair a aimsítear cainéil nua nó má dhéantar nuashonrú ar chainéil nó má bhaintear as iad, taispeántar teachtaireacht ar an teilifís nuair a chastar air í. Is féidir leat an teachtaireacht sin a chasadh as ionas nach dtaispeánfar í i ndiaidh gach nuashonrú cainéal.

Chun an teachtaireacht a chasadh as...

- 1 - Brúigh ⚙️, roghnaigh Gach socrú agus brúigh OK.
- 2 - Roghnaigh Cainéil > Suiteáil Aeróige/Cábla.
- 3 - Cuir isteach do chód PIN más gá.
- 4 - Roghnaigh Teachtaireacht Nuashonrú Cainéal
- 5 - Roghnaigh As.
- 6 - Brúigh ⬅️ (clé) chun dul siar céim amháin nó brúigh ⬅️ BACK chun an roghchlár a dhúnadh.

Déantar an Nuashonrú cainéal uathoibríoch i roinnt tíortha nuair atáthar ag féachaint ar an teilifís nó uair ar bith nuair atá an teilifís ar Fuireachas.

Nuashonrú Cainéal de Láimh

Is féidir leat nuashonrú cainéal a thosú tú féin i gcónaí.

Chun nuashonrú cainéal a thosú de láimh...

- 1 - Brúigh ⚙️, roghnaigh Gach socrú agus brúigh OK.
- 2 - Roghnaigh Cainéil > Suiteáil Aeróige/Cábla.
- 3 - Cuir isteach do chód PIN más gá.
- 4 - Roghnaigh Déan Cuardach do Chainéil.
- 5 - Roghnaigh Tosaigh.
- 6 - Roghnaigh Nuashonraigh Cainéil Dhigiteacha, roghnaigh Ar Aghaidh.
- 7 - Roghnaigh Tosaigh chun na cainéil dhigiteacha a nuashonrú. D'fhéadfadh sé sin roinnt nóiméad a thógáil.
- 8 - Brúigh ⬅️ (clé) chun dul siar céim amháin nó brúigh ⬅️ BACK chun an roghchlár a dhúnadh.

Athsuiteáil Gach Cainéal

Is féidir leat gach cainéal a athshuiteáil agus gach socrú teilifíse eile a fhágáil mar atá.

Má tá cód PIN socraithe, beidh ort an cód seo a chur isteach sular féidir leat cainéil a athshuiteáil.

Chun cainéil a athshuiteáil...

- 1 - Brúigh ⚙️, roghnaigh Gach socrú agus brúigh OK.
- 2 - Roghnaigh Cainéil > Suiteáil Aeróige/Cábla.
- 3 - Cuir isteach do chód PIN más gá.
- 4 - Roghnaigh Déan Cuardach do Chainéil.
- 5 - Roghnaigh Tosaigh agus brúigh OK.
- 6 - Roghnaigh Athshuiteáil Cainéil, roghnaigh Ar Aghaidh agus brúigh OK.
- 7 - Roghnaigh an tír ina bhfuil tú anois agus brúigh OK.
- 8 - Roghnaigh Ar Aghaidh agus brúigh OK.
- 9 - Roghnaigh an cineál suiteála atá uait, Aeróg (DVB-T) nó Cábla (DVB-C) agus brúigh OK.
- 8 - Roghnaigh Ar Aghaidh agus brúigh OK.
- 11 - Roghnaigh na cineáil cainéal atá uait, Cainéil

Dhigiteacha agus Analógacha nó Cainéil Dhigiteacha Amháin agus brúigh OK.

8 - Roghnaigh Ar Aghaidh agus brúigh OK.

13 - Roghnaigh Tosaigh agus brúigh OK chun na cainéil dhigiteacha a nuashonrú. D'fhéadfadh sé sin roinnt nóiméad a thógáil.

14 - Brúigh ◀ (clé) chun dul siar céim amháin nó brúigh ← BACK chun an roghchlár a dhúnadh.

DVB-T nó DVB-C

Socruithe DVB

Mód Minicíochta Líonra

Má tá sé ar intinn agat an modh tapaidh **Mearscanadh** a úsáid chun cainéil a chuardach sa **Scanadh Minicíochta**, roghnaigh **Uathoibríoch**. Bainfidh an teilifís úsáid as 1 de na minicíochtaí líonra réamhshainithe (nó HC - cainéal frithinge) atá in úsáid ag an gcuid is mó de na hoibritheoirí cábla i do thír.

Má fuair tú luach sonrach minicíocht líonra chun cainéil a chuardach, roghnaigh **De Láimh**.

Minicíocht Líonra

Nuair atá an socrú **De Láimh** i bhfeidhm don **Mhód Minicíochta Líonra**, is féidir leat an luach minicíochta líonra a fuair tú ó d'oibritheoirí cábla a chur isteach anseo. Úsáid na heochracha uimhreach chun an luach a chur isteach.

Scanadh Minicíochta

Roghnaigh an modh chun cuardach a dhéanamh do chainéil. Is féidir leat an modh níos tapúla **Mearscanadh** a roghnú agus na socruithe réamhshainithe atá á n-úsáid ag an gcuid is mó de na hoibritheoirí cábla i do thír a úsáid.

Má fhágann sé sin nach mbeidh aon chainéal suiteáilte nó má tá roinnt cainéal ar iarraidh, is féidir leat an modh **Scanadh Iomlán** a úsáid. Bíonn níos mó ama ag teastáil ón modh sin chun cainéil a chuardach agus a shuiteáil.

Méid Céime Minicíochta

Déanann an teilifís cuardach do chainéil in eatrainmh de 8MHz.

Má fhágann sé sin nach mbeidh aon chainéal suiteáilte nó má tá roinnt cainéal ar iarraidh, is féidir leat cuardach a dhéanamh in eatrainmh níos lú de 1MHz. Má bhaintear úsáid as na heatrainmh 1MHz, beidh níos mó ama ag teastáil chun cainéil a

chuardach agus a shuiteáil.

Cainéil Dhigiteacha

Má tá a fhios agat nach bhfuil d'oibritheoir cábla ag tairiscint cainéal digiteach, ní fiú duit cuardach a dhéanamh do chainéil dhigiteacha.

Cainéil Analógacha

Má tá a fhios agat nach bhfuil d'oibritheoir cábla ag tairiscint cainéal analógach, ní fiú duit cuardach a dhéanamh do chainéil analógacha.

Saor / Scrofa

Má tá suibscríbhinn agus CAM - Modúl Rochtana Coinníollaí agat le haghaidh seirbhísí teilifíse nach mór íoc astu, roghnaigh **Saor + Scrofa**. Mura bhfuil suibscríbhinn agat chun cainéil nó seirbhísí teilifíse nach mór íoc astu a fháil, is féidir leat **Cainéil in Aisce Amháin** a roghnú.

Caighdeán Glacachta

Is féidir leat caighdeán agus neart comhartha chainéil dhigitigh a sheiceáil. Má tá d'aeróg féin agat, is féidir leat triail a bhaint as suíomh na haeróige a athrú chun an ghlacacht a fheabhsú.

Chun caighdeán glacachta chainéil dhigitigh a sheiceáil...

1 - Tiúnáil don chainéal.

2 - Brúigh ⚙️, roghnaigh **Gach socrú** agus brúigh OK.

3 - Roghnaigh **Cainéil > Suiteáil Aeróige/Cábla**. Cuir isteach do chód PIN más gá.

4 - Roghnaigh **Digiteach: Tástáil Ghlacachta**.

5 - Roghnaigh **Déan Cuardach do Chainéal**. Taispeánfar an mhinicíocht dhigiteach don chainéal seo.

6 - Roghnaigh **Cuardaigh** arís agus brúigh OK chun caighdeán comhartha na minicíochta a sheiceáil. Taispeánfar toradh na tástála ar an scáileán. Is féidir leat suíomh na haeróige a athrú nó na naisc a sheiceáil chun an ghlacacht a fheabhsú.


7 - Is féidir leat freisin an mhinicíocht a athrú tú féin. Roghnaigh an uimhir minicíochta ceann i ndiaidh a chéile agus úsáid na heochracha ▲ (suas) nó ▼ (síos) chun an luach a athrú. Roghnaigh **Cuardaigh** agus brúigh OK chun an ghlacacht a thástáil arís.

8 - Brúigh ◀ (clé), arís agus arís eile, más gá, chun an roghchlár a dhúnadh.

Suiteáil de Láimh

Is féidir cainéil teilifíse analógacha a shuiteáil de láimh, cainéal i ndiaidh cainéil.

Chun cainéil analógacha a shuiteáil de láimh...

- 1 - Brúigh , roghnaigh Gach socrú agus brúigh OK.
- 2 - Roghnaigh Cainéil > Suiteáil Aeróige/Cábla. Cuir isteach do chód PIN más gá.
- 3 - Roghnaigh Analógach: Suiteáil de Láimh

• Córas

Roghnaigh Córas chun an córas teilifíse a shuiteáil. Roghnaigh do thír nó an chuid sin den domhan a bhfuil tú anois inti agus brúigh OK.

• Déan Cuardach do Chainéal

Chun cainéal a aimsiú, roghnaigh Déan Cuardach do Chainéal. Is féidir leat minicíocht a chur isteach tú féin chun cainéal a aimsiú nó ligint don teilifís cuardach a dhéanamh don chainéal. Brúigh > (deas) chun Cuardaigh a roghnú chun cuardach a dhéanamh do chainéal go huathoibríoch. Taispeánfar an cainéal a aimseofar ar an scáileán agus má tá an ghlacacht go dona, brúigh Cuardaigh arís. Má tá uait an cainéal a stóráil, roghnaigh Déanta agus brúigh OK.

• Stóráil

Is féidir leat an cainéal a stóráil ar uimhir an chainéil reatha nó mar uimhir cainéil nua.

Roghnaigh Stóráil Cainéal Reatha nó Stóráil mar Chainéal Nua. Taispeánfar an uimhir nua cainéal.


Is féidir leat na céimeanna seo a dhéanamh arís agus arís eile go dtí go bhfuil gach cainéal teilifíse analógach aimsithe agat.

5.3

Cóipeáil Liosta Cainéal

Liosta Cainéal a chóipeáil


Chun liosta cainéal a chóipeáil...

- 1 - Cas air an teilifís. Ba cheart go mbeadh cainéil suiteáilte ag an teilifís seo.
- 2 - Plugáil isteach méaróg chuimhne USB.
- 3 - Brúigh , roghnaigh Gach socrú agus brúigh OK.
- 4 - Roghnaigh Cainéil > Cóipeáil Liosta Cainéal.
- 5 - Roghnaigh Cóipeáil chuig USB. D'fhéadfaí iarraidh ort an cód PIN Glais Leanaí a chur isteach chun an liosta cainéal a chóipeáil.
- 6 - Nuair atá an chóipeáil déanta, bain amach pluga an mhéaróg chuimhne USB.
- 7 - Brúigh < (clé), arís agus arís eile, más gá, chun an roghchlár a dhúnadh.

Is féidir leat an liosta cainéal atá cóipeáilte a uaslódáil anois go dtí teilifís Philips eile.

Leagan Liosta Cainéal

Seiceáil leagan reatha an liosta cainéal...


- 1 - Brúigh , roghnaigh Gach socrú agus brúigh OK.
- 2 - Roghnaigh Cainéil agus brúigh > (deas) chun an roghchlár a oscailt.
- 3 - Roghnaigh Cóipeáil Liosta Cainéal agus roghnaigh Leagan Reatha, ansin brúigh OK.
- 4 - Brúigh < (clé), arís agus arís eile, más gá, chun an roghchlár a dhúnadh.

Liosta Cainéal a Uaslódáil

Teilifíseanna nach bhfuil suiteáilte

Ag brath ar do theilifís a bheith suiteáilte cheana féin nó gan a bheith suiteáilte, ní mór duit bealach éagsúil a úsáid chun liosta cainéal a uaslódáil.

Go dtí teilifís nach bhfuil suiteáilte fós


- 1 - Plugáil isteach an pluga cumhachta chun an tsuiteáil a thosú agus roghnaigh teanga agus tír. Is féidir leat dul thar an gcuardach cainéal. Críochnaigh an tsuiteáil.
- 2 - Plugáil isteach an mhéaróg chuimhne USB a bhfuil liosta cainéal na teilifíse eile air.
- 3 - Chun an uaslódáil liosta cainéal a thosú, brúigh , roghnaigh Gach Socrú agus brúigh OK.
- 4 - Roghnaigh Cainéil > Cóipeáil Liosta Cainéal > Cóipeáil go dtí an teilifís. Cuir isteach do chód PIN más gá.
- 5 - Cuirfidh an teilifís ar an eolas tú má chóipeáiltear an liosta cainéal go dtí an teilifís go rathúil. Bain amach an mhéaróg chuimhne USB.

Teilifíseanna Suiteáilte

Ag brath ar do theilifís a bheith suiteáilte cheana féin nó gan a bheith suiteáilte, ní mór duit bealach éagsúil a úsáid chun liosta cainéal a uaslódáil.

Go dtí teilifís atá suiteáilte cheana féin

- 1 - Fíoraigh socrú tíre na teilifíse. (Chun an socrú seo a fhíorú, féach ar an gcaibidil Athshuiteáil Gach Cainéal. Tosaigh an nós imeachta seo go dtí go mbainfidh tú an socrú tíre amach. Brúigh < BACK chun an tsuiteáil a chealú.)
Má tá an tír ceart, téigh ar aghaidh go dtí céim 2. Mura bhfuil an tír ceart, ní mór duit athshuiteáil a thosú. Féach ar an gcaibidil Athshuiteáil Gach Cainéal agus tosaigh an tsuiteáil. Roghnaigh an tír cheart agus gabh thar an gcuardach cainéil. Críochnaigh an tsuiteáil. Nuair atá sé sin déanta agat, lean ar aghaidh le céim 2.
- 2 - Plugáil isteach an mhéaróg chuimhne USB a bhfuil liosta cainéal na teilifíse eile air.

3 - Chun an uaslódáil liosta cainéal a thosú, brúigh , roghnaigh Gach Socrú agus brúigh OK.

4 - Roghnaigh Cainéil > Cóipeáil Liosta Cainéal > Cóipeáil go dtí an teilifís. Cuir isteach do chód PIN más gá.

5 - Cuirfidh an teilifís ar an eolas tú má chóipeáiltear an liosta cainéal go dtí an teilifís go rathúil. Bain amach an mhéaróg chuimhne USB.

5.4





Maidir le Cainéil

Liostaí Cainéal



Maidir le Liostaí Cainéal

Taispeánfar gach cainéal sa liosta cainéal i ndiaidh suiteáil cainéal. Taispeántar cainéil lena n-ainm agus a lógó má tá an fhaisnéis sin ar fáil.

Tá liosta cainéal le gach cainéal suiteáilte i gcás gach cineál tiúnóra - Aeróg/Cábala (DVB-T/C) nó Satalít (DVB-S). Ní féidir leat ach an liosta sin a scagadh chun díreach cainéil teilifíse nó raidió a thaispeáint. Nó is féidir leat na cainéil a scagadh de réir satailíte nuair atá roinnt satailítí suiteáilte agat.

Agus liosta cainéal roghnaithe, brúigh na saigheada  (suas) nó  (síos) chun cainéal a roghnú, ansin brúigh OK chun féachaint ar an gcainéal atá roghnaithe. Ní thiúnálann tú ach go dtí na cainéil atá sa liosta sin nuair atá na heochracha  + nó  - a n-úsáid agat.

Deilbhíní cainéal

Marcáitar cainéil nua le  (réiltín) i ndiaidh Uasdátú Cainéil Uathoibríoch ar an liosta cainéal. Má ghlásáilann tú cainéal, marcálfar le  (glas) é. Marcáitar na 3 cainéal is mó a bhfuil tóir orthu faoi láthair le 1, 2 nó 3.

Stáisiúin Raidió




Má tá craolachán digiteach ar fáil, suiteáiltear stáisiúin raidió dhigiteacha le linn suiteála. Athraigh go cainéal raidió díreach ar an gcaoi chéanna is a athraíonn tú go cainéal teilifíse. Is iondúil go lonaíonn suiteáil cainéal Cábala (DVB-C) stáisiúin raidió ó uimhir cainéil 1001 ar aghaidh.

Is féidir leis an teilifís seo teilifís dhigiteach ar chaighdeán DVB a fháil. D'fhéadfadh an teilifís gan oibriú i gceart le roinnt oibrítheoirí teilifíse digítí, neamhchomhlíonadh le riachtanais an chaighdeáin ina n-iomláine.

Liosta Cainéal a oscailt

in aice leis an liosta le gach cainéal do gach tiúnóir, Aeróg/Cábala nó tiúnóir Satailíte, is féidir leat liosta scagtha a roghnú nó ceann de na liostaí ceanán a chruthaigh tú a roghnú.

Chun an liosta cainéal reatha a oscailt...


- 1 - Brúigh , chun athrú go dtí an teilifís.
- 2 - Brúigh  LIST* nó OK chun an liosta cainéal reatha a oscailt.
- 3 - Brúigh  BACK chun an liosta cainéal a dhúnadh.

Chun ceann amháin de na liostaí cainéal a roghnú...

- 1 - Le liosta cainéal oscailte ar an scáileán.
- 2 - Roghnaigh ainm an liosta ag barr an liosta cainéal agus brúigh OK chun roghchlár na liostaí a oscailt.
- 3 - Roghnaigh ceann amháin de na liostaí cainéal atá ar fáil i roghchlár na liostaí agus brúigh OK.

Leid

Is féidir leat athrú go héasca idir an dá thiúnóir sa roghchlár Foinsí.

Brúigh  SOURCES agus roghnaigh Féach ar theilifís chun athrú go dtí an tiúnóir Aeróige/Cábala. Roghnaigh Féach ar Shatailít chun athrú go dtí an tiúnóir satailíte.




Oslóidh an teilifís an liosta cainéal a roghnaíodh go deireanach don tiúnóir atá roghnaithe.

* Má tá an eochair  LIST ar fáil ar do chianrialtán

Liosta Cainéal a scagadh

Is féidir leat liosta leis na cainéil ar fad a scagadh. Is féidir leat an liosta cainéal a shocrú chun díreach na cainéil teilifíse nó na stáisiúin Raidió a thaispeáint. I gcás cainéal Aeróige/Cábala is féidir leat an liosta a shocrú chun na cainéil atá Saor nó na cainéil Scrofa a thaispeáint. Nuair atá roinnt satailítí suiteáilte agat, is féidir leat an liosta cainéal satailíte a scagadh in aghaidh na satailíte.

Chun scaigaire a shocrú ar liosta a bhfuil gach cainéal air...



- 1 - Brúigh .
- 2 - Brúigh OK chun an liosta cainéal reatha a oscailt.
- 3 - Agus liosta cainéal oscailte ar an scáileán, roghnaigh ainm an liosta ar bharr an liosta cainéal agus brúigh OK chun an roghchlár liosta a oscailt.
- 4 - Roghnaigh an liosta a bhfuil uait é a scagadh sa roghchlár liosta.
- 5 - Brúigh  (clé) chun dul siar céim amháin nó brúigh  chun an roghchlár a dhúnadh.

Déan cuardach do Chainéal

Is féidir leat cuardach a dhéanamh do chainéal chun é a aimsiú i liosta fada cainéal.

Is féidir leis an teilifís cuardach a dhéanamh do chainéal laistigh de cheann amháin de na 3 phríomhliostaí cainéal – an liosta cainéal Aeróige, Cábla nó Satailíte.


Chun cuardach a dhéanamh do chainéal...

- 1 – Brúigh .
- 2 – Brúigh **OK** chun an liosta cainéal reatha a oscailt.
- 3 – Roghnaigh  ar bharr an scáileáin ar thaobh na láimhe deise agus brúigh **OK**.
- 4 – Roghnaigh **Déan cuardach do Chainéal** agus brúigh **OK** chun réimse téacs a oscailt. Is féidir leat méarchlár an chianrialtáin (más ann dó) a úsáid nó an méarchlár ar an scáileán a úsáid chun téacs a chur isteach.
- 5 – Cuir isteach uimhir, ainm nó cuid d'ainm agus roghnaigh **Cuir i bhfeidhm** agus brúigh **OK**. Déanfaidh an teilifís cuardach d'ainmneacha cainéal a mheaitseálann an liosta atá roghnaithe agat.



Liostálfar torthaí cuardaigh mar liosta cainéal – féach ar ainm an liosta ag an mbarr. Imeoidh na torthaí cuardaigh as amharc comhuain is a roghnaíonn tú liosta cainéal eile nó nuair a dhúnann tú an liosta leis na torthaí cuardaigh.

Féachaint ar chainéil

Tiúnáil go dtí Cainéal


Chun tosú ag féachaint ar chainéil teilifíse, brúigh . Tiúinídh an teilifís go dtí an cainéal teilifíse ar fhéach tú go deireanach air.

Cainéil a Athrú

Chun cainéil a athrú, brúigh  **+** nó  **-**. Má tá uimhir an chainéil ar eolas agat, clóscríobh an uimhir leis na heochracha uimhreach. Brúigh **OK** tar éis an uimhir a chur isteach chun athrú láithreach.

Má tá an t-eolas ar fáil ón Idirlíon, taispeánann an teilifís ainm agus sonraí an chláir reatha agus ansin ainm agus sonraí an chéad chláir eile.

Cainéil roimhe sin

Chun athrú ar ais go dtí an cainéal a bhí tiúinálte cheana féin, brúigh  **BACK**.







Is féidir leat tiúnáil go cainéil ó Liosta Cainéal freisin .

Cainéal a Ghlasáil






Chun Cainéal a Ghlasáil agus a Dhíghlasáil

Chun leanaí a chosc ó fhéachaint ar chainéal, is féidir leat cainéal a ghlasáil. Chun féachaint ar chainéal atá glasáilte, ní mór duit an **Cód Glais Leanaí** a chur isteach ar dtús. Ní féidir leat cláir a ghlasáil ó ghléasanna nasctha.

Chun cainéal a ghlasáil...

- 1 – Brúigh .
- 2 – Brúigh  **OK** chun an liosta cainéal a oscailt. Athraigh an liosta cainéal más gá.
- 3 – Roghnaigh  ar bharr an scáileáin ar thaobh na láimhe deise agus brúigh **OK**.
- 4 – Roghnaigh **Glasáil/Díghlasáil** agus brúigh **OK**.
- 5 – Cuir isteach do chód PIN le 4 digit má iarrann an teilifís é.
- 6 – Roghnaigh an cainéal a bhfuil uait é a ghlasáil agus brúigh **OK**. Marcálar cainéal glasáilte le glas  (glas).
- 7 – Brúigh  (clé) chun dul siar céim amháin nó brúigh  **BACK** chun an roghchlár a dhúnadh.

Chun cainéal a dhíghlasáil...

- 1 – Brúigh .
- 2 – Brúigh  **OK** chun an liosta cainéal a oscailt. Athraigh an liosta cainéal más gá.
- 3 – Roghnaigh  ar bharr an scáileáin ar thaobh na láimhe deise agus brúigh **OK**.
- 4 – Roghnaigh **Glasáil/Díghlasáil** agus brúigh **OK**.
- 5 – Cuir isteach do chód PIN le 4 digit má iarrann an teilifís é.
- 6 – Brúigh  (clé) chun dul siar céim amháin nó brúigh  **BACK** chun an roghchlár a dhúnadh.


Má ghlasálann tú nó má dhíghlasálann tú cainéil i liosta cainéal, níl ort ach an cód PIN a chur isteach díreach uair amháin go dtí go ndúnfaidh tú an liosta cainéal.

Rátáil Tuismitheora

Is féidir leat rátáil aoise a shocrú chun leanaí a stopadh ó bheith ag féachaint ar chlár nach bhfuil feiliúnach dá n-aois.

Is féidir le cláir ar chainéil dhigiteacha a bheith rátáilte de réir aoise. Nuair atá rátáil aoise cláir cothrom le nó níos airde ná an aois atá socraithe agat mar rátáil aoise do do leanbh, beidh an clár glasáilte. Ní mór duit an cód **Rátáil Tuismitheora** a chur isteach ar dtús chun féachaint ar chlár atá glasáilte.

Chun rátáil aoise a shocrú...

- 1 – Brúigh , roghnaigh **Gach socrú** agus brúigh **OK**.
- 2 – Roghnaigh **Glas Leanaí > Rátáil Tuismitheora**.
- 3 – Cuir isteach Cód glais leanaí a bhfuil 4 digit

ann. Mura bhfuil cód socraithe agat fós, roghnaigh **Socraigh Cód** in **Glas Leanaí**. Cuir isteach Cód glais leanaí a bhfuil 4 digit ann agus dearbhaigh. Anois is féidir leat rátáil aoise a shocrú.

4 - Téigh ar ais go **Rátáil Tuismitheora**, agus roghnaigh an aois.

5 - Brúigh **←** (clé), arís agus arís eile, más gá, chun an roghchlár a dhúnadh.

Chun rátáil aoise tuismitheora a chasadh as, roghnaigh **Gan aon cheann**. Mar sin féin, ní mór duit rátáil aoise a shocrú i roinnt tíortha.

Ní ghlásálann an teilifís ach cláir a bhfuil rátáil níos airde acu i gcás roinnt craoltóirí/oibritheoirí. Socraítear an rátáil aoise tuismitheora do gach cainéal.

Roghanna Cainéal

Roghanna Oscailte

Agus tú ag féachaint ar chainéal, is féidir leat roinnt roghanna a shocrú.

Ag brath ar an gcineál cainéil a bhfuil tú ag féachaint air nó ag brath ar na socruithe teilifíse atá déanta agat, tá roinnt roghanna ar fáil.

Chun roghchlár na roghanna a oscailt...

1 - Agus tú ag féachaint ar chainéal, brúigh **+** **OPTIONS** > **≡** **Sár-roghanna**.

2 - Brúigh **+** **OPTIONS** arís chun é a dhúnadh.

Athaimnigh Cainéal

Agus tú ag féachaint ar chainéal, is féidir leat an cainéal sin a athainmniú.

Chun cainéal a athainmniú...

1 - Agus tú ag féachaint ar chainéal, brúigh **+** **OPTIONS**.

2 - Roghnaigh **≡** **Sár-roghanna** > **Athaimnigh Cainéal**.

3 - Úsáid an méarchlár ar an scáileán chun an t-ainm reatha a scríosadh agus ceann nua a chur isteach.

Comhéadan Coiteann

Má tá CAM suiteáilte agat i gceann amháin de na sliotáin Comhéadain Choitinn, is féidir leat féachaint ar fhaisnéis faoin CAM agus faoin oibritheoir nó roinnt socruithe a bhaineann le CAM a athrú.

Chun féachaint ar fhaisnéis faoin CAM ...

1 - Brúigh **➡** **SOURCES**.

2 - Roghnaigh an cineál cainéil a bhfuil tú ag úsáid an CAM leis, **Féach ar Theilifís** nó **Féach ar Shatailít**.

3 - Brúigh **+** **OPTIONS** agus roghnaigh **≡** **Sár-roghanna** > **Comhéadan Coiteann**.

4 - Roghnaigh an sliotán Chomhéadan Coiteann cuí agus brúigh **➡** (deas).

5 - Roghnaigh oibritheoir teilifíse an CAM agus brúigh **OK**. Is ón oibritheoir teilifíse a thagann na scáileáin seo a leanas.

Hbb TV ar an gcainéal seo

Má tá uait rochtain ar leathanaigh HbbTV a sheachaint ar chainéal ar leith, is féidir leat na leathanaigh HbbTV a bhlocáil don chainéal sin amháin.

1 - Tiúin go dtí an cainéal a bhfuil uait na leathanaigh HbbTV a bhlocáil.

2 - Brúigh **+** **OPTIONS**, roghnaigh **Sár-roghanna** > **HbbTV ar an gCainéal seo** agus brúigh **➡** (deas).

3 - Roghnaigh **As** agus brúigh **OK**.

4 - Brúigh **←** (clé) chun dul siar céim amháin nó brúigh **←** **BACK** chun an roghchlár a dhúnadh.

Chun HbbTV a bhlocáil go hiomlán ar an teilifís...

1 - Brúigh **⚙**, roghnaigh **Gach socrú** agus brúigh **OK**.

2 - Roghnaigh **Socruithe Ginearálta** > **Ardsocruithe** > **HbbTV**.

3 - Roghnaigh **As** agus brúigh **OK**.

4 - Brúigh **←** (clé) chun dul siar céim amháin nó brúigh **←** **BACK** chun an roghchlár a dhúnadh.

Eolas Cainéil

Is féidir leat féachaint ar thréithe teicniúla cainéil faoi leith, amhail digiteach nó cineál fuaime, etc.

Chun féachaint ar fhaisnéis theicniúil faoi chainéal...

1 - Tiúnáil don chainéal.

2 - Brúigh **+** **OPTIONS**, roghnaigh **≡** **Sár-roghanna** agus brúigh **OK**.

3 - Roghnaigh **Eolas Cainéil** agus brúigh **OK**.

4 - Brúigh **OK** chun an scáileán seo a dhúnadh.

Faisnéis Cláir

Féach ar shonraí cláir

Chun sonraí an chláir atá roghnaithe a thaispeáint...

1 - Tiúnáil don chainéal.

2 - Brúigh **+** **OPTIONS**, roghnaigh **≡** **Sár-roghanna** agus brúigh **OK**.

3 - Roghnaigh **Eolas Cláir** agus brúigh **OK**, is féidir leat eolas faoin gclár a fheiceáil.

4 - Brúigh **←** **BACK** chun dúnadh.

Monofónach / Steiréafónach

Is féidir leat fuaim cainéil analógaigh a athrú go Monofónach nó Steiréafónach.

Chun athrú go Monofónach nó Steiréafónach...

- 1 - Tiúnáil go dtí cainéal analógaigh.
- 2 - Brúigh **+** **OPTIONS**, agus roghnaigh **≡** Sár-roghanna > Monofónach /Steiréafónach agus brúigh **➤** (deas).
- 3
- Roghnaigh Monofónach nó Steiréafónach agus brúigh **OK**.
- 4 - Brúigh **◀** (clé) chun dul siar céim amháin nó brúigh **◀** **BACK** chun an roghchlár a dhúnadh.

Roghnú Fiseáin

Tá cainéil teilifíse dhigiteacha in ann comharthaí ilfhíse (craoltaí ilfhotha) a thairiscint, uillinneacha ceamara éagsúla a thabhairt den eachtra chéanna nó cláir éagsúla a thaispeáint ar aon chainéal teilifíse amháin. Taipseánann an teilifís teachtaireacht má tá a leithéid de chainéil teilifíse ar fáil.

Dual I-II

Má tá dhá theanga fuaim ag comhartha fuaim ach gan aon tasc teanga ag teanga amháin nó ag an dá theanga, beidh an rogha seo ar fáil.

Mapáil Cainéal

Mura bhfuil aon eolas faoin gclár ann ag an tús, is féidir leat an cainéal a mhapáil chun tuilleadh eolais faoin gclár a fháil.

- 1 - Brúigh **≡** **TV GUIDE**, agus úsáid na heochracha nascleanúna chun **⋮** a roghnú sa lár agus brúigh **OK**.
- 2 - Roghnaigh Eolaire Teilifíse Ón Idirlíon agus brúigh **OK**.
- 3 - Roghnaigh ceann de na cainéil san eolaire teilifíse, ansin brúigh **OK** chun féachaint ar an gcainéal atá roghnaithe.
- 4 - Agus tú ag féachaint ar chainéal, brúigh **+** **OPTIONS**.
- 5 - Roghnaigh **≡** Sár-roghanna > Mapáil Cainéal.
- 6 - Roghnaigh mír amháin sa liosta agus brúigh **OK**.
- 7 - Roghnaigh Mapáil Cainéal.
- 8 - Nuair a bheidh sé curtha i gcrích agat, feicfidh tú an t-eolas faoin gcainéal mapáilte sa chlár.

Athraigh Lógó

Mura bhfuil aon eolas faoin gclár ann ag an tús, is féidir leat níos mó eolais faoin gclár a fháil trí na céimeanna seo a leanas a leanúint.

- 1 - Brúigh **≡** **TV GUIDE**, agus úsáid na heochracha nascleanúna chun **⋮** a roghnú sa lár agus brúigh **OK**.
- 2 - Roghnaigh Eolaire Teilifíse Ón Idirlíon agus brúigh **OK**.
- 3 - Roghnaigh ceann de na cainéil san eolaire teilifíse, ansin brúigh **OK** chun féachaint ar an gcainéal atá roghnaithe.
- 4 - Agus tú ag féachaint ar chainéal, brúigh **+** **OPTIONS**.
- 5 - Roghnaigh **≡** Roghanna > Athraigh Lógó.
- 6 - Roghnaigh mír amháin sa liosta agus brúigh **OK**.
- 7 - Roghnaigh Athraigh Lógó.
- 8 - Nuair a bheidh sé curtha i gcrích agat, feicfidh tú an t-eolas faoin gcainéal mapáilte sa chlár.

Cainéil Ceanáin

Maidir le Cainéil Ceanáin

Is féidir leat na cainéil a thaitníonn leat a bhailiú le chéile i liosta cainéal ceanáin.

Is féidir leat 8 liosta cainéal ceanán a chruthú le haghaidh zaipeáil cainéal éasca. Is féidir leat gach Liosta Ceanán a ainmniú ina gceann agus ina gceann. Ní féidir leat ord nua a chur ar chainéil ach amháin i Liosta Ceanán.

Agus liosta cainéal roghnaithe, brúigh na saigheada **▲** (suas) nó **▼** (síos) chun cainéal a roghnú, ansin brúigh **OK** chun féachaint ar an gcainéal atá roghnaithe. Ní thiúnálann tú ach go dtí na cainéil atá sa liosta sin nuair atá na heochracha **≡ +** nó **≡ -** á n-úsáid agat.

Cruthaigh Liosta Ceanán

Chun liosta cainéal ceanán a chruthú ó liosta cainéal...

- 1 - Brúigh **TV**, chun athrú go dtí an teilifís.
- 2 - Brúigh **≡** **LIST** (más ann dó) nó **OK** chun an liosta cainéal reatha a oscailt.
- 3 - Roghnaigh **⋮** ar bharr an scáileáin ar thaobh na láimhe deise agus brúigh **OK**.
- 4 - Roghnaigh Cruthaigh Liosta Ceanán agus brúigh **OK**.
- 5 - Roghnaigh cainéal ón liosta ar chlé a bhfuil uait ceanán a dhéanamh as agus brúigh **+** **OPTIONS**. Taispeánfar cainéil sa liosta ar thaobh na láimhe deise san ord ina chuireann tú isteach iad. Roghnaigh an cainéal sa liosta ar chlé agus brúigh **+** **OPTIONS** arís chun é a chealú. Is féidir leat raon cainéal a roghnú freisin trí **▼** a bhrú (síos) chun cainéal deireanach an raoin a bhfuil uait é a chur leis


an liosta a roghnú agus ansin brúigh OK.


6 - Brúigh ← BACK nuair atá tú réidh ag cur cainéil leis an liosta.


7 - Iarrfaidh an teilifís ort an **Liosta Ceanána** athainmniú. Is féidir leat an méarchlár ar an scáileán a úsáid nó ← BACK a bhrú chun an méarchlár ar an scáileán a chur i bhfolach, ansin úsáid an méarchlár ar chúl an chianrialtáin (más ann dó) chun an t-ainm nua a chur isteach.

Má tá an liosta cainéal fada, mar rogha air sin, is féidir leat aon chainéal a roghnú, ansin brúigh + OPTIONS chun an roghchlár Roghanna a oscailt, ansin roghnaigh **Cruthaigh Liosta Ceanán** agus brúigh OK.

Chun liosta cainéal ceanán nua a chruthú trí liosta cainéal ceanán reatha a chóipeáil...

1 - Brúigh , chun athrú go dtí an teilifís.

2 - Brúigh  LIST (más ann dó) nó OK chun an liosta cainéal reatha a oscailt.

3 - Roghnaigh  ar bharr an scáileáin ar thaobh na láimhe deise agus brúigh OK.

4 - Roghnaigh **Dúbláil Liosta Ceanán** agus brúigh OK.

5 - Roghnaigh cainéal ón liosta ar chlé a bhfuil uait ceanán a dhéanamh as agus brúigh + OPTIONS.

Taispeánfar cainéil sa liosta ar thaobh na láimhe deise san ord ina chuireann tú isteach iad. Roghnaigh an cainéal sa liosta ar chlé agus

brúigh + OPTIONS arís chun é a chealú. Is féidir leat raon cainéal a roghnú freisin trí ▼ a bhrú (síos) chun cainéal deireanach an raoin a bhfuil uait é a chur leis an liosta a roghnú agus ansin brúigh OK.

6 - Brúigh ← BACK nuair atá tú réidh ag cur cainéil leis an liosta.

7 - Iarrfaidh an teilifís ort an **Liosta Ceanána** athainmniú. Is féidir leat an méarchlár ar an scáileán a úsáid nó ← BACK a bhrú chun an méarchlár ar an scáileán a chur i bhfolach, ansin úsáid an méarchlár ar chúl an chianrialtáin (más ann dó) chun an t-ainm nua a chur isteach.

Is féidir leat réimse cainéal a chur leis an liosta in aon ghéabh amháin nó **Liosta Ceanán** nua a thosú tríd an liosta cainéal a chóipeáil le gach cainéal agus na cainéil nach bhfuil uait a scriosadh.

Cuir Réimse Cainéal leis an Liosta


Is féidir leat Roghnaigh Réimse a úsáid chun raon leanúnach cainéal a chur le **Liosta Ceanán**.

Chun réimse cainéal a chur leis an liosta...

1 - Brúigh  SOURCE .

2 - Roghnaigh **Ceanáin**.

3 - Oscail an **Liosta Ceanán** san áit a bhfuil tú ag iarraidh na cainéil a chur isteach.

4 - Roghnaigh  ar bharr an scáileáin ar thaobh na

láimhe deise agus brúigh OK.

5 - Roghnaigh **Athraigh Liosta Ceanán** agus brúigh OK.

6 - Roghnaigh céad chainéal an réimse sa liosta ar chlé a bhfuil uait é a chur leis an liosta agus brúigh OK.

7 - Brúigh ▼ (síos) chun cainéal deireanach an raoin a bhfuil uait é a chur leis an liosta a roghnú agus ansin brúigh OK.

8 - Roghnaigh **Lean ar aghaidh** agus brúigh OK. Marcálar na cainéil ar thaobh na láimhe clé.


Liosta Ceanán a Athainmniú

Ní féidir leat ach **Liosta Ceanán** a athainmniú.

Chun **Liosta Ceanán** a athainmniú...

1 - Brúigh  SOURCE .

2 - Roghnaigh **Ceanáin**.

3 - Roghnaigh  ar bharr an scáileáin ar thaobh na láimhe deise agus brúigh OK.

4 - Roghnaigh **Athainmnigh Liosta Ceanán** agus brúigh OK.

5 - Úsáid an méarchlár ar an scáileán nó brúigh ← BACK chun an méarchlár ar an scáileán a chur i bhfolach, ansin úsáid an méarchlár ar chúl an chianrialtáin (más ann dó) chun an t-ainm nua a chur isteach.

6 - Nuair atá sé sin déanta agat, iompaigh an cianrialtán, roghnaigh **Dún** agus brúigh OK.

7 - Brúigh ← BACK chun an liosta cainéal a dhúnadh.


Bain Liosta Ceanán as

Ní féidir leat ach **Liosta Ceanán** a bhaint as.

Chun **Liosta Ceanán** a bhaint as...

1 - Brúigh  SOURCE .

2 - Roghnaigh **Ceanáin**.


3 - Roghnaigh  ar bharr an scáileáin ar thaobh na láimhe deise agus brúigh OK.

4 - Roghnaigh **Bain Liosta Ceanán As** agus brúigh OK.


Ord Cainéal a athrú

Ní féidir leat ord cainéal athrú (athordaigh) ach amháin i **Liosta Ceanán**.

Chun an seicheamh cainéal a athrú...

1 - Brúigh  SOURCES, agus roghnaigh **Ceanáin**.

2 - Oscail an **Liosta Ceanán** a bhfuil uait ord nua a chur air.

3 - Roghnaigh  ar bharr an scáileáin ar thaobh na láimhe deise agus brúigh OK.

4 - Roghnaigh **Athordaigh Cainéil** agus brúigh OK.

- 5 - Sa **Liosta Ceanán**, roghnaigh an cainéal a bhfuil uait é a chur in ord nua agus brúigh **OK**. (Marcálfar an cainéla bosca liath)
- 6 - Bog an cainéal go dtí an áit atá uait leis na méaracha **▲** (suas) nó **▼** (síos).
- 7 - Brúigh **OK** chun an suíomh nua a dhearbhú.
- 8 - Is féidir leat ord nua a chur ar chainéil ar an gcaoi chéanna go dtí go ndúnann tú an **Liosta Ceanán** leis an eochair **← BACK**.

Téacs / Teilithéacs

Leathanaigh Téacs

Chun Téacs/Teilithéacs a oscailt agus tú ag féachaint ar chainéil teilifíse, brúigh **TEXT**.
Chun Téacs a dhúnadh, brúigh **TEXT** arís.

Roghnaigh leathanach téacs

Chun leathanach a roghnú... .

- 1 - Cuir isteach uimhir an leathanaigh leis na heochracha uimhreacha.
- 2 - Úsáid na heochracha saighde chun nascleanúint.
- 3 - Brúigh eochair datha chun ábhar atá dathchódaithe a roghnú ag bun an scáileáin.

Foleathanaigh téacs

Tá roinnt foleathanach in ann a bheith ag leathanach téacs. Taispeántar uimhreacha na bhfoleathanach ar bharr in aice le huimhir an phríomhleathanaigh.
Chun foleathanach a roghnú, brúigh **◀** nó **▶**.

T.O.P. Leathanaigh téacs

Tairgeann roinnt craoltóirí Téacs T.O.P. Téacs.
Chun T.O.P. a oscailt Leathanaigh Téacs laistigh de Théacs, brúigh **+** **OPTIONS** agus roghnaigh T.O.P. Forbhreathnú.

Leathanaigh ceanán

Déanann an teilifís liosta den 10 leathanach Téacs deireanacha a d'oscail tú. Is féidir leat iad a athoscailt sa cholún Leathanaigh Téacs Ceanán.

- 1 - In Téacs, roghnaigh **♥** (croí) ar bharr an scáileáin ar thaobh na láimhe clé chun colún na leathanach ceanán a thaispeáint.
- 2 - Brúigh **▼** (síos) nó **▲** (suas) chun uimhir leathanaigh a roghnú agus brúigh **OK** chun an leathanach a oscailt.
Is féidir leat an liosta a ghlanadh leis an rogha **Glan Leathanaigh Ceanán**.

Téacs a chuardach

Is féidir leat focal a roghnú agus Téacs a scanadh le haghaidh gach ásc den fhocal sin.

- 1 - Oscail leathanach Téacs agus brúigh **OK**.
- 2 - Roghnaigh focal nó uimhir leis na méaracha saighde.
- 3 - Brúigh **OK** arís chun dul díreach go dtí an chéad

ásc eile den fhocal nó den uimhir sin.

- 4 - Brúigh **OK** arís chun dul go dtí an chéad ásc eile.
- 5 - Chun an cuardach a stopadh, brúigh **▲** (suas) go dtí nach bhfuil aon rud roghnaithe.

Téacs ó ghléas nasctha

Tá roinnt gléasanna a fhaigheann cainéil teilifíse in ann Téacs a thairgeadh freisin.
Chun Téacs a oscailt ó ghléas nasctha . . .

- 1 - Brúigh **▶** **SOURCES** roghnaigh an gléas agus brúigh **OK**.
 - 2 - Agus tú ag féachaint ar chainéal ar an ngléas, brúigh **+** **OPTIONS**, roghnaigh Taispeáin eochracha an Ghléis agus roghnaigh an eochair **☰** agus brúigh **OK**.
 - 3 - Brúigh **← BACK** chun na heochracha gléis a chur i bhfolach.
 - 4 - Chun Téacs a dhúnadh, brúigh **← BACK** arís.
- ### Téacs (Ríocht Aontaithe amháin)

Tairgeann roinnt craoltóirí teilifíse digiti Téacs Digiteach nó teilifís idirghníomhach ar a gcainéil dhigiteacha teilifíse. Airítear leis seo gnáth-Théacs a úsáidtear leis na heochracha uimhreacha, dathanna agus nascleanúna chun roghanna a dhéanamh agus chun bogadh.

Chun Téacs Digiteach a dhúnadh, brúigh **← BACK**.

Roghanna Téacs

Brúigh **+** **OPTIONS** in Téacs/Teilithéacs chun na rudaí seo a leanas a roghnú...




- **Reoigh leathanach**
Chun rothlú uathoibríoch fo-leathanach a stopadh.
- **Déscáileán / Scáileán iomlán**
Chun an cainéal teilifíse agus Téacs a thaispeáint in aice a chéile.
- **Forbhreathnú T.O.P.**
Chun T.O.P. a oscailt Téacs.
- **Méadaigh**
Chun an leathanach Téacs a mhéadú le go mbeidh sé éasca é a léamh.
- **Nocht**
Chun eolas atá i bhfolach ar an leathanach a thaispeáint.
- **Timthriall foleathanach**
Chun fo-leathanaigh a thimthriall nuair atá fáil orthu .
- **Folaigh/Taispeáin Leathanaigh Ceanán**
Chun liosta na leathanach ceanán a chur i bhfolach nó a thaispeáint.
- **Glan Leathanaigh Ceanán**
Chun liosta na leathanach ceanán a ghlanadh.
- **Teanga**
Chun an grúpa carachtar a mbaineann Téacs úsáid astu chun taispeáint i gceart a athrú.
- **Téacs 2.5**
Chun Téacs 2.5 a ghníomhachtú le haghaidh tuilleadh dathanna agus grafaicí níos fearr.

Téacs a Shuiteáil

Teanga théacs

Bíonn roinnt teangacha Téacs ar fáil ag roinnt craoltóirí teilifíse digiti.



Chun an príomhtheanga agus an teanga thánaisteach Téacs a shocrú . . .

- 1 - Brúigh , roghnaigh Gach socrú agus brúigh OK.
- 2 - Roghnaigh Reigiúin agus Teanga agus brúigh  (deas) chun an roghchlár a oscailt.
- 3 - Roghnaigh Teanga > Príomhthéacs nó Téacs Tánaisteach.
- 4 - Roghnaigh na teangacha Téacs is fearr leat.
- 5 - Brúigh  (clé), arís agus arís eile, más gá, chun an roghchlár a dhúnadh.

Téacs 2.5

Má tá sé ar fáil, tairgeann Text 2.5 níos mó dathanna agus grafaicí níos fearr. Gníomhachtaítear Text 2.5 mar shocrú caighdeánach monarchan.

Chun Téacs 2.5 a chasadh as...

- 1 - Brúigh TEXT.
- 2 - Nuair atá Téacs/Teilitéacs oscailte ar an scáileán, brúigh OPTIONS.
- 3 - Roghnaigh Téacs 2.5 > As agus brúigh OK.
- 4 - Brúigh  (clé), arís agus arís eile, más gá, chun an roghchlár a dhúnadh.

Nasc Gléasanna

6.1

Maidir le Nasc

Treoir maidir le Nascacht

Nasc gléas leis an teilifís i gcónaí leis an nasc is airde caighdeán atá ar fáil. Anuas air sin, úsáid cáblaí ar chaighdeán maith chun a chinntiú go mbeidh aistriú maith pictiúr agus fuaimeanna ann.

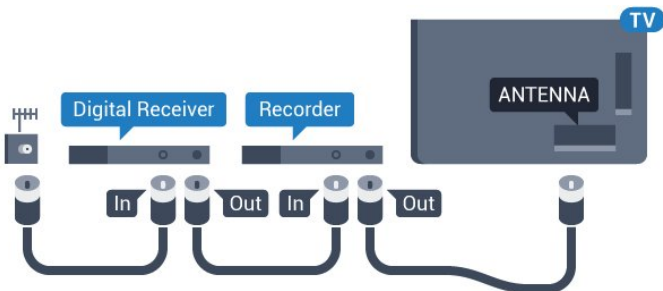
Nuair a nascann tú gléas, aithníonn an teilifís a chineál agus tugann sé ainm cineáil ceart do gach gléas. Is féidir leat an t-ainm cineáil a athrú más mian leat. Má shocraítear ainm cineáil ceart do ghléas, athraíonn an teilifís go huathoibríoch go dtí na socruithe teilifíse is fearr a fheileann di nuair a athraíonn tú go dtí an gléas seo sa roghchlár Foinsí.

Má tá cabhair ag teastáil uait chun roinnt gléasanna a nascadh leis an teilifís, is féidir leat cuairt a thabhairt ar threoir nascachta Philips TV. Tugann an treoir eolas maidir leis an gcaoi nascadh agus maidir leis na cáblaí atá le húsáid.

Téigh go dtí www.connectivityguide.philips.com

Port Aeróige

Má tá Bosca bairr (glacadóir digiteach) nó Taifeadán agat, nasc cáblaí na haeróige chun comhartha na haeróige a rith tríd an mBosca bairr agus/nó an Taifeadán i dtosach sula n-iontrálfaidh sé an teilifís. Ar an gcaoi sin, is féidir leis an aeróg agus an Bosca bairr cainéil bhreise fhéideartha a sheoladh go dtí an Taifeadán le haghaidh a dtaifeadta.




6.2

Poirt HDMI

Cáilíocht HDMI

Bíonn an caighdeán pictiúir agus fuaime is fearr ann le nasc HDMI. Bíonn na comharthaí físe agus fuaime araon le chéile in aon chábla HDMI amháin. Úsáid cábla HDMI le haghaidh comhartha teilifíse.

Úsáid cábla HDMI Ardluais chun an t-aistriú comhartha is fearr a fháil agus ná húsáid cábla HDMI níos faide ná 5 m.



Cosaint ar chóipeáil

Tacaíonn cáblaí HDMI le HDCP (Cosaint Ábhar Digiteach Ard-Leitheadbhanda). Is comhartha chosaint ar chóipeáil HDCP a chuireann cosc ar chóipeáil ábhar ó dhiosca DVD nó Diosca Blu-ray. Tagraítear dó fresin mar DRM (Bainistíocht Ceart Digiteach).

HDMI ARC

Tá HDMI ARC (Cainéal Fíllte Fuaime) ag gach ceann de na nasc HDMI ar an teilifís.

Má tá an nasc HDMI ARC ag an ngléas freisin, ar gnách gur Córas Amharclainne Baile (HTS) é, nasc le haon cheann de na nasc HDMI ar an teilifís seo é. Ní chaithfidh an cábla fuaime breise a sheolann fuaim na teilifíse go dtí an HTS a bheith agat nuair atá nasc HDMI ARC ann. Tá an dá chomhartha sa nasc HDMI ARC.

Is féidir leat aon nasc HDMI ar an teilifís seo a úsáid chun an HTS a nascadh ach níl ARC ar fáil ach do 1 gléas/nasc ag aon uair amháin.

HDMI MHL

Is féidir leat a bhfuil le feiceáil ar d'fhón cliste Android nó ar do thaiblead a sheoladh chuig scáileán teilifíse le HDMI MHL.

Tá MHL 2.0 (Mobile High-Definition Link) istigh leis an nasc HDMI 4 ar an teilifís seo.

Baineann an-chobhsaíocht agus leithead banda leis an nasc sreangaithe seo, mar aon le haga foláigh

íseal, gan aon briseadh isteach gan sreang mar aon le hatáirgeadh fuaime ar chaighdeán maith. Anuas air sin, luchtóidh an nasc MHL ceallra d'fhón cliste nó do thaibléad. Bíodh is go bhfuil sé nasctha, ní bheidh do ghléas soghluaiste ag luchtú nuair atá an teilifís ar fuireachas.


Bí ar an eolas faoin gcábbla MHL fulangach atá feiliúnach do do ghléas soghluaiste. Tabhair faoi deara go háirithe an cinéal nascóra atá de dhíth ort chun nascadh le d'fhón cliste nó do thaibléad leis an nascóir HDMI don theilifís ar thaobh amháin.

Is trádmharcanna de chuid an MHL, LLC iad MHL, Mobile High-Definition Link agus Lógó MHL.



HDMI CEC – EasyLink

Bíonn an caighdeán pictiúir agus fuaime is fearr ann le nasc HDMI. Bíonn na comharthaí físe agus fuaime araon le chéile in aon chábbla HDMI amháin. Úsáid an cábbla HDMI le haghaidh comharthaí teilifíse Ardghléine (HD). Úsáid cábbla HDMI Ardluas chun an t-aistriú comhartha is fearr a fháil agus ná húsáid cábbla HDMI níos faide ná 5 m.



EasyLink HDMI CEC

Má tá do ghléasanna nasctha le HDMI agus má tá EasyLink acu, is féidir leat iad a oibriú leis an gciannrialtán teilifíse. Ní mór EasyLink HDMI CEC a chasadh air ar an teilifís agus ar an ngléas nasctha.

Is féidir leat gléas nasctha a oibriú le cianrialtán na teilifíse le EasyLink. Úsáideann EasyLink HDMI CEC (Consumer Electronics Control) chun cumarsáid a dhéanamh leis na gléasanna nasctha. Ní mór do ghléasanna tacú le HDMI CEC agus a bheith nasctha le nasc HDMI.

Suiteáil EasyLink

Tagann an teilifís le EasyLink casta air. Bí cinnte go bhfuil na socruithe HDMI CEC suiteáilte i gceart ar na gléasanna EasyLink atá nasctha. Tá an seans ann nach n-oibreoidh EasyLink le gléasanna ó bhrandaí eile.

HDMI CEC ar bhrandaí eile

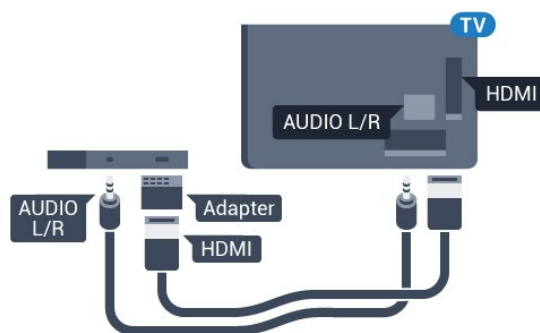
Tá ainmneacha éagsúla ag feidhmiúlacht HDMI CEC ar bhrandaí éagsúla. Seo roinnt samplaí: Anynet, Aquos Link, Bravia Theatre Sync, Kuro Link, Simplink agus Viera Link. Níl gach branda comhoiriúnach go hiomlán le EasyLink.

Is lena n-úinéirí faoi seach ainmneacha branda HDMI CEC.

DVI go HDMI

Má tá gléas agat i gcónaí nach bhfuil air ach gléas DVI, is féidir leat an gléas a nascadh le haon ceann de na naisc HDMI le cuibheoir DVI go HDMI.

Úsáid cuibheoir DVI go HDMI mura bhfuil ag do ghléas ach nasc DVI. Úsáid ceann de na naisc HDMI agus cuir cábbla Fuaime Clé/Deas (mion-seac 3.5 mm) isteach san Audio Inle haghaidh fuaime, ar chúl na teilifíse.



Cosaint ar Chóipeáil

Tacaíonn cáblaí DVI agus HDMI le HDCP (Cosaint Ábhar Digiteach Ard-Leitheadbhand). Is comhartha chosaint ar chóipeáil HDCP a chuireann cosc ar chóipeáil ábhar ó dhiosca DVD nó Diosca Blu-ray. Tagraítear dó fresin mar DRM (Bainistíocht Ceart Digiteach).

6.3

Y Pb Pr – Comhpháirt

Is nasc ardchaighdeán Y Pb Pr – Fís Chomhpháirte.

Is féidir an nasc YPbPr a úsáid le haghaidh comharthaí teilifíse Ardghléine (HD). Cuir isteach na comharthaí Fuaime Clé agus Deas in aice leis na comharthaí Y, Pb agus Pr.

Meaitseáil do dhathanna nascóra YPbPr (uaine, gorm, dearg) leis na plugaí cábbla nuair a nascann tú. Úsáid cábbla Fuaime Deas/Clé cinch má tá fuaim ag do ghléas freisin.

CAM le Cárta Cliste - CI+

Maidir le CI+

Tabhair faoi deara: Níl tacaíocht ar fáil do thíortha san Áise, san Aigéan Ciúin, sa Mheánoirthear ná san Afraic.

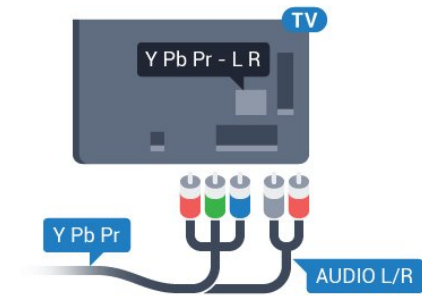
CI+

Tá an teilifís seo réidh do Rochtain Choinníollach CI+.

Is féidir leat féachaint ar scothchláir HD, cosúil le scannáin agus cláir spóirt atá curtha ar fáil ag oibritheoirí teilifíse digítí i do réigiún le CI+. Scrobhann oibritheoirí teilifíse na cláir seo agus díscrobhann modúl CI+ réamhíoctha iad.

Cuireann oibritheoirí teilifíse digítí modúl CI+ (Modúl Rochtana Coinníollaí - CAM) ar fáil, agus cárta cliste a ghabhann leis, nuair a dhéanann tú suibscríbhinn dá scothchláir. Bíonn ardleibhéal cosanta ar chóipeáil ag an cláir seo.

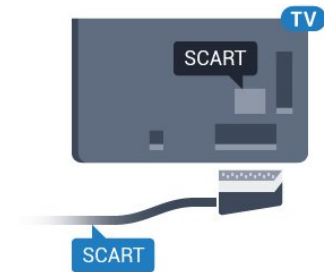
Déan teagmháil le oibritheoir teilifíse digítí le haghaidh tuilleadh eolais maidir le téarmaí agus coinníollacha.



SCART

Is nasc ar chaighdeán maith é SCART.

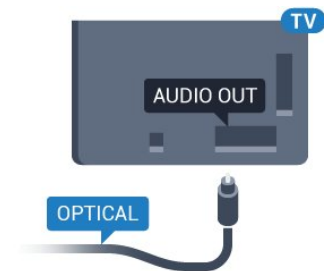
Is féidir an nasc SCART a úsáid le haghaidh comharthaí físe CVBS agus RGB ach ní féidir é a úsáid le haghaidh comharthaí teilifíse Ardghléine (HD). Tá comharthaí físe agus fuaim sa nasc SCART. Tacaíonn an nasc SCART freisin le hatsheim NTSC.



Fuaim Amach - Optúil

Nasc fuaim ar ardchaighdeán é Fuaim Amach - Optúil.

Tá an nasc optúil seo in ann 5.1 cainéal fuaim a iompar. Mura bhfuil aon nasc HDMI ARC ar do ghléas, ar ghnách gur Córas Amharclainne Baile (HTS) é, is féidir leat an nasc seo a úsáid leis an nasc Fuaim Isteach - Optúil ar an HTS. Seolann an nasc Fuaim Amach - Optúil an fhuaim ón teilifís go dtí an HTS.



Cárta Cliste

Cuireann oibritheoirí teilifíse digítí modúl CI+ (Modúl Rochtana Coinníollaí - CAM) ar fáil, agus cárta cliste a ghabhann leis, nuair a dhéanann tú suibscríbhinn dá scothchláir.

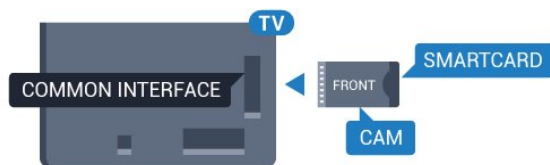
Cuir an cárta cliste isteach sa mhodúl CAM. Féach ar an treoir a fuair tú ón oibritheoir.

Chun an CAM a chur isteach sa teilifís...

1 - Beidh an modh ceart chun an CAM a chur isteach le feiceáil ar an gCAM. Má chuireann tú isteach mícheart é, d'fhéadfá damáiste a dhéanamh don CAM agus don teilifís.

2 - Agus tú ag féachaint ar chúl na teilifíse, agus aghaidh an CAM i do threo, cuir an CAM isteach go réidh sa sliotán **COMMON INTERFACE**.

3 - Brúigh an CAM isteach chomh fada is a rachaidh sé. Fág sa sliotán go buan é.



Nuair chasann tú air an teilifís, d'fhéadfadh roinnt nóiméad a bheith i gceist sula ngníomhachtófar an CAM. Má chuirtear CAM isteach agus má íoctar na táillí suibscríbhíne (bíonn modhna suibscríbhíne éagsúla ann), is féidir leat féachaint ar na cainéil scrofa a dtacaíonn an cárta cliste CAM leo.

Is do do theilifís amháin an CAM agus an cárta cliste. Má bhaineann tú an CAM amach, ní bheidh tú in ann féachaint ar na cainéil scrofa a dtacaíonn CAM leo.

Pasfhocail agus cóid PIN

Ní mór duit cód PIN a chur isteach i gcás roinnt CAManna chun féachaint ar a chainéil. Nuair a shocraíonn tú an cód PIN don CAM, molaimid duit an cód céanna a úsáid is atá in úsáid agat chun an teilifís a dhíghlasáil.

Chun an cód PIN a shocrú don CAM...

- 1 - Brúigh **SOURCES**.
- 2 - Cliceáil ar an gcineál cainéil atá á úsáid agat don CAM do Féach ar theilifís.
- 3 - Brúigh **+ OPTIONS** agus roghnaigh Comhéadan Coiteann.
- 4 - Roghnaigh oibríteoir teilifíse an CAM. Is ón oibríteoir teilifíse a thagann na scáileáin seo a leanas. Lean na treoracha ar an scáileán chun an cód PIN a fháil.

6.7

Córas Amharclainne Baile - HTS

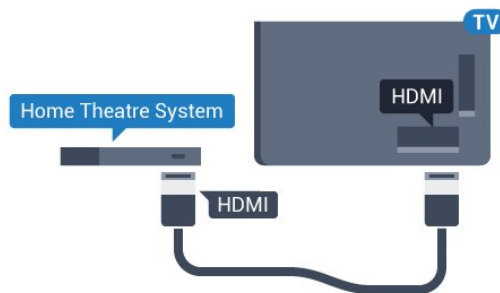
Nasc le HDMI ARC

Úsáid an cábla HDMI chun Córas Amharclainne Baile (HTS) a nascadh leis an teilifís. Is féidir leat Philips Soundbar a nascadh nó HTS a bhfuil seinnteoir diosca ionsuite aige.

HDMI ARC

Má tá nasc HDMI ARC ag do Chóras Amharclainne Baile, is féidir leat aon nasc HDMI ar an teilifís a úsáid chun nascadh. Ní gá an cábla fuaime breise a nascadh nuair atá HDMI ARC ann. Tá an dá chomhartha sa nasc HDMI ARC. Tá gach nasc HDMI ar an teilifís in ann an comhartha Cainéal Fille Fuaime (ARC) a thairiscint. Ach a thúsce is atá an Córas Amharclainne Baile nasctha agat, ní féidir leis an teilifís ach an comhartha ARC a sheoladh

chuig an nasc HDMI seo.



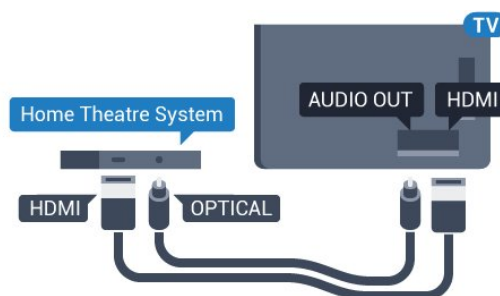
Sioncronú fuaime go físe (sionc)

Mura meaitseálann an fhuaim an fhís ar an scáileán, is féidir leat moill a shocrú ar an gcuid is mó de Chórais Amharclainne Baile a bhfuil seinnteoir diosca acu chun an fhuaim a mheaitseáil leis an fhís.

Nasc le HDMI

Úsáid an cábla HDMI chun Córas Amharclainne Baile (HTS) a nascadh leis an teilifís. Is féidir leat Philips Soundbar a nascadh nó HTS a bhfuil seinnteoir diosca ionsuite aige.

Mura bhfuil aon nasc HDMI ARC ag an gCóras Amharclainne Baile, úsáid cábla fuaime optúil (Toslink) chun fuaime na teilifíse a sheoladh go dtí an Córas Amharclainne Baile.



Sioncronú fuaime go físe (sionc)

Mura meaitseálann an fhuaim an fhís ar an scáileán, is féidir leat moill a shocrú ar an gcuid is mó de Chórais Amharclainne Baile a bhfuil seinnteoir diosca acu chun an fhuaim a mheaitseáil leis an fhís.

Fadhbanna le fuaime HTS

Fuaim le torann ard

Má fhéachann tú ar fhiseán ó mhéaróg chuimhne USB atá plugáilte isteach nó ríomhaire nasctha, d'fhéadfadh an torann ó do Chóras Amharclainne Baile a bheith díchumtha. Cloistear an torann sin nuair atá fuaime DTS ag an gcomhad fuaime nó fiseáin ach gan próiseáil fuaime DTS a bheith ag an gCóras Amharclainne Baile. Is féidir leat caoi a chur air sin trí **Formáid Fuaime Amach** na teilifíse a athrú go **Steiréo**

(neamh-chomhbhrúite).

Brúigh  le haghaidh Suiteáil > Fuaim > Ardsocruithe > Formáid Fuaime Amach.

Níl aon fhuaim ann

Mura bhfuil tú in ann an fhuaim a chloisteáil ón teilifís ar do Chóras Amharclainne Baile, seiceáil ar nasc tú an cábla HDMI le nasc HDMI ARC ar an gCóras Amharclainne Baile. Is nasc HDMI ARC gach nasc HDMI ar an teilifís.

6.8

Fóin Chliste agus Táibléid

Chun fón cliste nó taibléad a nascadh leis an teilifís, is féidir leat nasc gan sreang nó sreangaithe a úsáid.

Gan sreang

I gcás naisc gan sreang, íoslódáil an Philips TV Remote App ó shiopa feidhmchlár go dtí d'fhón cliste nó do thaibléad.

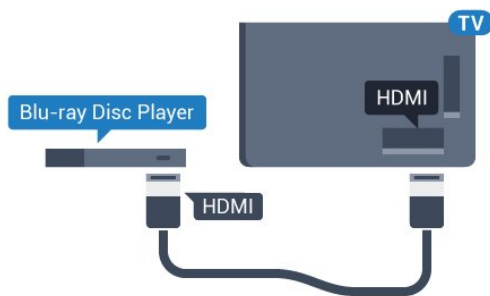
Sreangaithe

I gcás naisc sreangaithe, úsáid an nasc HDMI 4 MHL ar chúl na teilifíse. Chun tuilleadh eolais a fháil, in Cabhair, roghnaigh Eochairfhocail agus déan cuardach do HDMI MHL.

6.9

Seinnteoir Diosca Blu-ray

Úsáid cábla HDMI ardluais chun an seinnteoir Diosca Blu-ray a nascadh leis an teilifís.



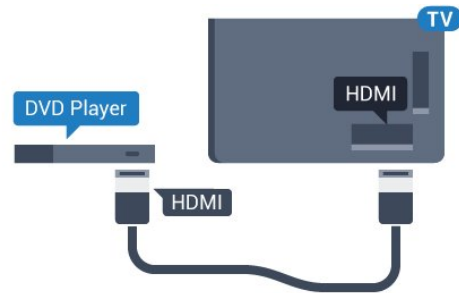
Má tá EasyLink HDMI CEC ag an seinnteoir Diosca Blu-ray, is féidir leat an seinnteoir a oibriú le cianrialtán na teilifíse .

6.10

Seinnteoir DVD

Úsáid an HDMI cábla chun an seinnteoir DVD a nascadh leis an teilifís.

Mar rogha air sin, is féidir leat cábla SCART a úsáid mura bhfuil aon nasc HDMI ag an ngléas.



Má tá an seinnteoir DVD nasctha le HDMI agus má tá EasyLink CEC aige, is féidir leat an seinnteoir a oibriú le cianrialtán na teilifíse.

6.11

Bluetooth - Callairí agus Ceapa Stiúrtha

A bhfuil de dhíth ort

Is féidir leat gléas gan sreang a nascadh le Bluetooth® leis an teilifís seo – callaire gan sreang, fo-dhordaire, barra fuaime nó cluasáin. Is féidir leat ceap stiúrtha gan sreang a nascadh le Bluetooth LE.

Chun fuaim na teilifíse a sheinnt ar challaire gan sreang, ní mór duit an callaire gan sreang a phéireáil leis an teilifís. Is féidir leat roinnt callairí gan sreang agus 4 ghléas Bluetooth LE (ísealfhuinneamh) ar a mhéid a phéireáil. Ní féidir leis an teilifís ach fuaim a sheinnt ar challaire amháin san iarraidh. Má nascann tú fo-dhordaire, seinntear an fhuaim ar an teilifís agus ar an bhfo-dhordaire. Má nascann tú barra fuaime, ní sheinntear an fhuaim ach ar an mbarra fuaime amháin.

Aire - Sioncronú Fuaim le Fís




Tá 'tréimhse folaigh', mar a thugtar air, ard ag go leor córas callairí Bluetooth. Ciallaíonn tréimhse folaigh ard go mbíonn an fhuaim taobh thair den fhís, rud a fhágann nach mbíonn an 'beolbheachtú' sioncronaithe. Sula gceannóidh tú córas callairí Bluetooth gan sreang, bí cinnte go bhfuil tú ar an eolas faoi na múnlaí is nuaí agus aimsigh ceann a bhfuil rátáil tréimhse folaigh íseal aige. Beidh do mhiondioltóir in ann comhairle a chur ort.

Gléas a Phéireáil

Lonnaigh an callaire gan sreang laistigh d'achar 5 méadar ón teilifís. Léigh treoir úsáideora an ghléis chun eolas sonrach a fháil faoi phéireáil agus faoi raon gan sreang. Cinntigh go bhfuil an socrú Bluetooth ar an teilifís casta air.

A luaithe is atá ceap stiúrtha gan sreang péireáilte, is féidir leat é a úsáid. Nuair atá callaire gan sreang péireáilte, is féidir leat é a roghnú chun fuaim na teilifíse a sheinnt. Nuair atá gléas péireáilte, ní gá é a phéireáil arís mura mbainfidh tú an gléas as.



Chun callaire gan sreang a phéireáil leis an teilifís...

- 1 - Cas air an callaire gan sreang agus lonnigh laistigh de raon na teilifíse é.
- 2 - Brúigh , roghnaigh Gach socrú agus brúigh OK.
- 3 - Roghnaigh Gan sreang agus Líonraí agus brúigh  (deas) chun an roghchlár a oscailt.
- 4 - Roghnaigh Bluetooth > Cuardaigh Gléas Bluetooth.
- 5 - Roghnaigh Tosaigh agus brúigh OK. Lean na treoracha ar an scáileán. Péireálfaidh tú an gléas leis an teilifís agus stórálfaidh an teilifís an nasc. Seans go mbeidh ort gléas atá péireáilte a dhíphéireáil i dtosach má tá an uasmhéid na ngléasanna péireáilte bainte amach.
- 6 - Roghnaigh an cineál gléis (cluasáin, fodhordaire, ...).
- 7 - Brúigh , arís agus arís eile, más gá, chun an roghchlár a dhúnadh.

Roghnaigh Gléas

A luaithe is atá callaire gan sreang Bluetooth péireáilte, is féidir leat é a roghnú chun fuaim na teilifíse a sheinnt.



Chun callaire a roghnú chun fuaim na teilifíse a sheinnt...

- 1 - Brúigh , roghnaigh Callairí agus brúigh OK.
- 2 - Roghnaigh an córas callaire atá uait.
- 3 - Brúigh , arís agus arís eile, más gá, chun an roghchlár a dhúnadh.

Bain Gléas as

Is féidir leat gléas Bluetooth gan sreang a nascadh nó a dhínascadh. Nuair atá gléas Bluetooth nasctha, is féidir leat an ceap stiúrtha a úsáid nó fuaim na teilifíse a chloisteáil tríd an gcallaire gan sreang. Is féidir leat gléas Bluetooth gan sreang a bhaint as freisin. Má bhaineann tú gléas Bluetooth as, díphéireálfar an gléas.



Chun gléas gan sreang a bhaint as nó a dhínascadh...

- 1 - Brúigh , roghnaigh Gach socrú agus brúigh OK.
- 2 - Roghnaigh Gan Sreang agus Líonraí.
- 3 - Roghnaigh Bluetooth > Bain Gléas As.
- 4 - Roghnaigh an gléas gan sreang sa liosta.
- 5 - Roghnaigh Dínasc nó Bain As.
- 6 - Roghnaigh OK.
- 7 - Brúigh , arís agus arís eile, más gá, chun an roghchlár a dhúnadh.

Bluetooth Aoir nó As


Chun gléasanna Bluetooth gan sreang a nascadh, cinntigh go bhfuil Bluetooth casta air.

Chun Bluetooth a chasadh air...





- 1 - Brúigh , roghnaigh Gach socrú agus brúigh OK.
- 2 - Roghnaigh Gan Sreang agus Líonraí.
- 3 - Roghnaigh Bluetooth > Bluetooth Air/As.
- 4 - Roghnaigh Air nó As.
- 5 - Brúigh , arís agus arís eile, más gá, chun an roghchlár a dhúnadh.

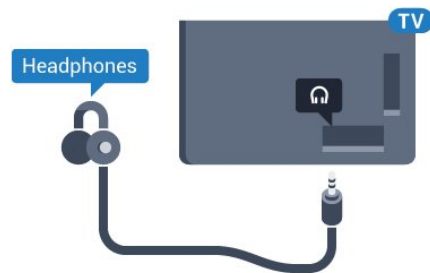
6.12

Cluasáin

Is féidir leat cluasáin a nascadh leis an nasc  ar chúil na teilifíse. Is mion-seac 3.5mm an nasc. Is féidir leat airde fuaime na gcluasán a athrú leo féin.

Chun an airde fuaime a athrú...

- 1 - Brúigh , roghnaigh Airde Fuaime na gCluasán.
- 2 - Brúigh na saigheada  (suas) nó  (síos) chun an luach a athrú.
- 3 - Brúigh , arís agus arís eile, más gá, chun an roghchlár a dhúnadh.

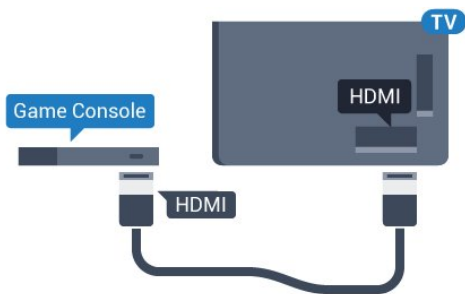


6.13

Consól Cluiche

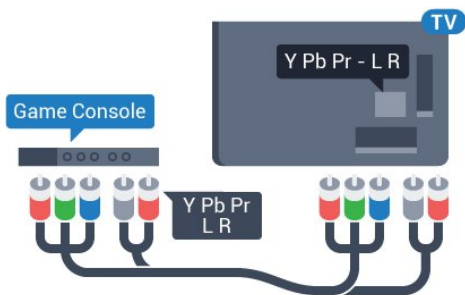
HDMI

Nasc an consól cluiche leis an teilifís le cábla HDMI ardluais chun an caighdeán is fearr a fháil.



Y Pb Pr

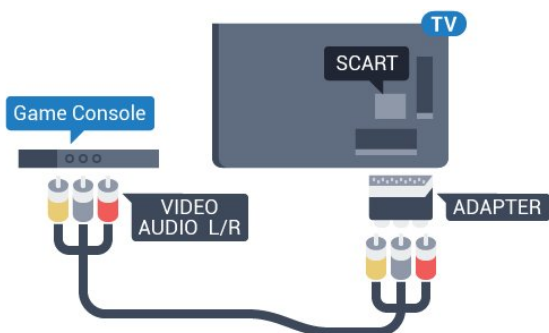
Nasc an consól cluiche le cábla físchomhartha comhpháirteanna (Y Pb Pr) agus le cábla fuaim Deas/Clé leis an teilifís.



SCART

Nasc an consól cluiche leis an teilifís le cábla ilchodach (CVBS) agus le cábla fuaime Deas/Clé leis an teilifís.




Mura bhfuil ach aschur Físeáin (CVBS) agus Fuaime Clé/Deas ag do chonsól cluiche, úsáid cuibheoir Físe Fuaime Clé/Deas go Scart chun nascadh leis an nasc SCART.



An Socrú is Fearr

Sula dtosóidh tú ag imirt cluiche ó chonsól cluiche nasctha, molaimid duit an teilifís a shocrú go dtí an socrú is fearr Cluiche.

Chun an teilifís a shocrú go dtí an socrú is fearr a fheileann...

- 1 - Brúigh , roghnaigh Gach socrú agus brúigh OK.
- 2 - Roghnaigh Pictiúr agus brúigh  (deas) chun an roghchlár a oscailt..
- 3 - Roghnaigh Stíl Pictiúir > Cluiche.
- 4 - Brúigh  (clé), arís agus arís eile, más gá, chun an roghchlár a dhúnadh.

6.14

Ceap Stiúrtha

Nasc Ceap Stiúrtha

Chun cluichí ón Idirlíon a sheinnt ar an teilifís seo, is féidir leat raon roghnaithe Ceapa Stiúrtha gan sreang a nascadh. Is féidir leat Ceapa stiúrtha a úsáid le glacadóir nano USB nó ceapa stiúrtha le Bluetooth.

Chun Ceap stiúrtha a nascadh le glacadóir nano USB...

- 1 - Plugáil isteach an nanaghlacadóir beag i gceann amháin de na naisc USB ar thaobh na teilifíse. Tagann an nanaghlacadóir gan sreang leis an gCeap Stiúrtha.
- 2 - Má tá an Ceap Stiúrtha casta air, is féidir leat an Ceap Stiúrtha a úsáid.

Is féidir leat an dara Ceap Stiúrtha a nascadh sa dara nasc USB ar thaobh na teilifíse.

Fabhtcheartú

Chun trasnaíocht fhéideartha le gléasanna gan sreang eile ar an teilifís a réiteach...

- Úsáid a seolán sínidh USB agus bog an nanaghlacadóir thart ar 1 méadar ón teilifís.
- Mar rogha air sin, is féidir leat mol USB a bhfuil cumhacht aige agus atá nasctha leis an teilifís a úsáid agus na nanaghlacadóirí a phlugáil isteach sa mhol USB.

6.15

Diosca Crua USB

A bhfuil de dhíth ort

Má nascann tú Diosca Crua USB, is féidir leat craoltaí teilifíse digití a chur ar sos nó a thaifeadadh (craoltaí DVB nó a leithéid).

Íos-Spás Diosca

- Chun craoladh a chur ar sos
- Chun craoladh a chur ar sos, teastaíonn Diosca Crua uait atá comhoiriúnach le USB 2.0 agus a bhfuil ar a laghad 4GB de spás air.
- Chun craoladh a thaifeadadh
- Chun craoladh a chur ar sos agus a thaifeadadh, teastaíonn diosca a bhfuil ar a laghad 250GB de spás saor air.

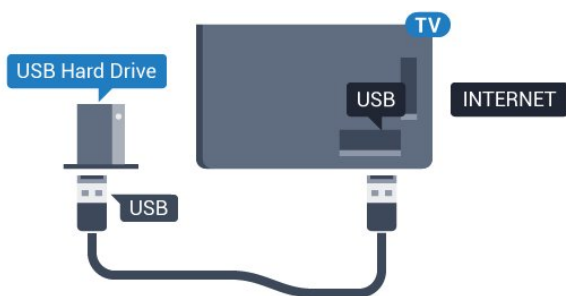
Suiteáil

Sular féidir leat craoladh a chur ar sos agus a thaifeadadh, ní mór duit Diosca Crua USB a nascadh agus a fhoráidíú. Bainfidh an formáidíú as gach comhad ón Diosca Crua USB.

- 1 - Nasc an Diosca Crua USB le ceann de na naisc USB ar an teilifís. Ná nasc gléas USB eile leis na poirt USB eile nuair atá tú i mbun formáidithe.
- 2 - Cas air an Diosca Crua USB agus an teilifís.
- 3 - Nuair atá an teilifís tiúnáilte le cainéal teilifíse digití, brúigh **II** (Cuir ar Sos). Má dhéanann tú iarracht é a chur ar sos, tosóidh an formáidíú.

Lean na treoracha ar an scáileán.

Nuair a bheidh an Diosca Crua USB formáidithe, fág nasctha go buan é.



Rabhadh:

Tá an Diosca Crua USB formáidithe go heisiach don teilifís seo agus ní féidir leat na taifeadtaí stóráilte a úsáid ar theilifís ná ar ríomhaire eile. Ná cóipeáil agus ná hathraigh comhaid taifeadtaí ar an Diosca Crua USB le haon fheidhmchlár ríomhaireachta. Truailleoidh sé sin do thaifeadtaí. Nuair a fhoráidíonn tú Diosca Crua USB eile, caillfear an méid a bhí ar an gceann roimhe sin. Beidh athfhoráidíú ag teastáil ó Dhiosca Crua USB atá suiteáilte ar do theilifís le haghaidh a úsáide le ríomhaire.

Formáidíú

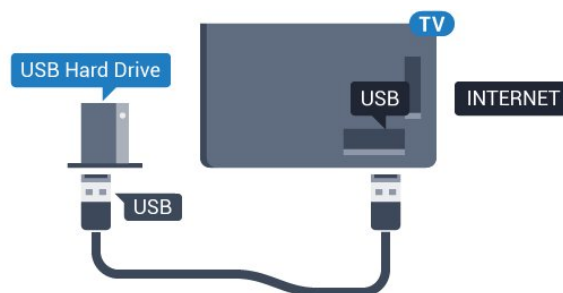
Sular féidir leat craoladh a chur ar sos nó a thaifeadadh, ní mór duit Diosca Crua USB a nascadh agus a fhoráidíú. Bainfidh an formáidíú as gach comhad ón Diosca Crua USB. Má tá uait craoltaí a thaifeadadh le sonraí ón Eolaire Teilifíse ón Idirlíon, ní mór duit an nasc Idirlín a shuiteáil sula suiteálann tú an Diosca Crua USB.

Rabhadh:

Tá an Diosca Crua USB formáidithe go heisiach don teilifís seo agus ní féidir leat na taifeadtaí stóráilte a úsáid ar theilifís ná ar ríomhaire eile. Ná cóipeáil agus ná hathraigh comhaid taifeadtaí ar an Diosca Crua USB le haon fheidhmchlár ríomhaireachta. Truailleoidh sé sin do thaifeadtaí. Nuair a fhoráidíonn tú Diosca Crua USB eile, caillfear an méid a bhí ar an gceann roimhe sin. Beidh athfhoráidíú ag teastáil ó Dhiosca Crua USB atá suiteáilte ar do theilifís le haghaidh a úsáide le ríomhaire.

Chun Diosca Crua USB a fhoráidíú...

- 1 - Nasc an Diosca Crua USB le ceann de na naisc USB ar an teilifís. Ná nasc gléas USB eile leis na poirt USB eile nuair atá tú i mbun formáidithe.
- 2 - Cas air an Diosca Crua USB agus an teilifís.
- 3 - Nuair atá an teilifís tiúnáilte le cainéal teilifíse digití, brúigh **II** (Cuir ar Sos). Má dhéanann tú iarracht é a chur ar sos, tosóidh an formáidíú. Lean na treoracha ar an scáileán.
- 4 - Fiafróidh an teilifís díot an bhfuil uait an Diosca Crua USB a úsáid chun feidhmchlár a stóráil, aontaigh leis an gceist más ea.
- 5 - Nuair a bheidh an Diosca Crua USB formáidithe, fág nasctha go buan é.



6.16

Méarchlár, nasc

Nasc

Nasc méarchlár USB (den chineál USB-HID) chun téacs a chur isteach ar do theilifís.

Úsáid ceann de na naisc USB chun nascadh.



Cumraigh

Suiteáil an méarchlár

Cas air an teilifís agus nasc an méarchlár USB le ceann de na naisc USB ar an teilifís chun an méarchlár USB a shuiteáil. Nuair a bhraitheann an teilifís an méarchlár den chéad uair, is féidir leat leagan amach do mhéarchlár a roghnú agus do rogha a thástáil. Má roghnaíonn tú leagan amach méarchláir Choireallaigh nó Ghréigise ar dtús, is féidir leat leagan amach méarchláir Laidinigh a roghnú mar cheann tánaisteach.

Chun socrú leagan amach an mhéarchláir a athrú nuair a roghnaíodh leagan amach...

- 1 - Brúigh roghnaigh Gach socrú agus brúigh OK.
- 2 - Roghnaigh Socruithe Ginearálta agus brúigh (deas) chun an roghchlár a oscailt.
- 3 - Roghnaigh Socruithe Méarchlár USB chun suiteáil an mhéarchláir a thosú.

Eochracha Speisialta

Méaracha chun téacs a chur isteach

- Eochair iontrála = OK
- Cúlspás = scrios an carachtar roimh an gcursóir
- Méaracha saighde = bogadh laistigh de réimse téacs
- Chun athrú ó leagan amach méarchláir amháin go ceann eile, má tá leagan amach tánaisteach socraithe, brúigh na méaracha Ctrl + Spásbharra ag an am céanna.

Eochracha d'fheidhmchlár agus do leathanaigh Idirlín

- Táb agus lomlaoid + Táb = Ar Aghaidh agus Siar
- Baile = scrollaigh go dtí barr an leathanaigh
- Deireadh = scrollaigh go dtí bun an leathanaigh
- Leathanach Suas = téigh leathanach amháin suas
- Leathanach Síos = téigh leathanach amháin síos
- + = zúmáil isteach céim amháin

- - = zúmáil amach céim amháin
- * = cuir an leathanach gréasáin in oiriúint do leithead an scáileáin.

6.17

Méaróg Chuimhne USB

Is féidir leat féachaint ar ghrianghraif nó do cheol agus físeáin a sheinnt ó mhéaróg USB nasctha.

Cuir isteach méaróg chuimhne USB i gceann de na naisc USB ar an teilifís nuair atá an teilifís casta air.



Aimsíonn an teilifís an méaróg USB agus osclaíonn sé liosta a thaispeánann a bhfuil air.

Mura bhfuil liosta na n-ábhar le feiceáil go huathoibríoch, brúigh SOURCES agus cliceáil USB.

Chun éirí as a bheith ag féachaint ar ábhar ón méaróg chuimhne USB, brúigh EXIT nó roghnaigh gníomhaíocht eile.

Chun an mhéaróg USB a dínascadh, is féidir leat an mhéaróg USB a tharraingt amach am ar bith.

Chun tuilleadh eolais a fháil faoin gcaoi féachaint ar ábhar ó mhéaróg chuimhne USB nó é a sheinnt, in Cabhair, roghnaigh Eochairfhocail agus déan cuardach do Ghrianghraif, Físeáin agus Ceol.

6.18

Ceamara grianghraif

Chun féachaint ar ghrianghraif atá stóráilte ar do cheamara grianghraf digiteach, is féidir an ceamara a nascadh go díreach leis an teilifís.

Úsáid ceann de na naisc USB ar an teilifís chun nascadh. Cas air an ceamara tar éis duit an nasc a dhéanamh.

Mura bhfuil liosta na n-ábhar le feiceáil go huathoibríoch, brúigh SOURCES agus cliceáil USB.

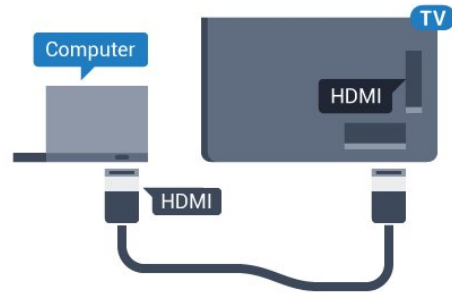
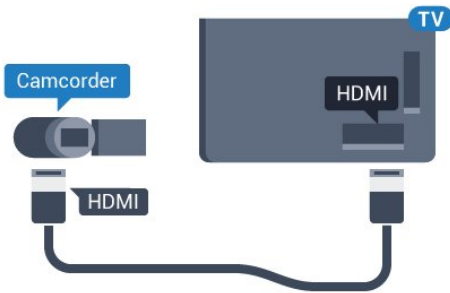
Tá an seans ann go mbeidh ort do cheamara a shocrú chun an t-ábhar atá air a aistriú le PTP (Protacál Aistrithe Pictiúr). Léigh treoirleabhar úsáideora an cheamara grianghraf digiteach.

Chun tuilleadh eolais faoin gcaoi féachaint ar ghrianghraif a fháil, in Cabhair, roghnaigh Eochairfhocail agus déan cuardach do Ghrianghraif, Físeáin agus Ceol.

Camthaifeadán

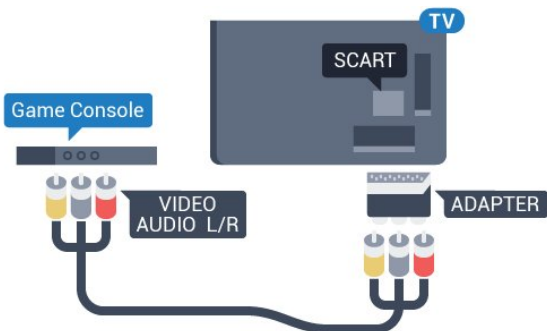
HDMI

Chun an caighdeán is fearr a fháil, úsáid cábla HDMI chun an camthaifeadán a nascadh leis an teilifís.



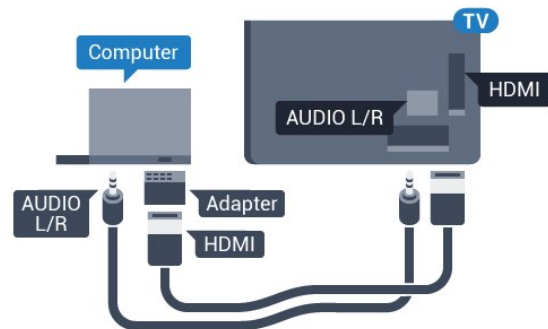
LR / Scart Fuaime Físe

Is féidir leat nasc HDMI, YPbPr nó SCART a úsáid chun do cheamthaifeadán a nascadh. Mura bhfuil ach aschur Físe (CVBS) agus Fuaime Clé/Deas ag do cheamthaifeadán, úsáid cuibheoir Físe Fuaime Clé/Deas go SCART (díoltar as féin é) chun nascadh leis an nasc SCART.



DVI go HDMI




Mar rogha air sin, is féidir leat cuibheoir DVI go HDMI a úsáid (díoltar as féin é) chun an ríomhaire a nascadh le HDMI agus cábla fuaime Clé/Deas (mion-seac 3.5mm) le AUDIO IN - L/R ar chúl na teilifíse.



An socrú is fearr

Má nascann tú ríomhaire, molaimid duit ainm ceart an chineál gléis a thabhairt sa roghchlár Foinse don nasc a bhfuil an ríomhaire nasctha air. Má athraíonn tú do Ríomhaire ansin sa roghchlár Foinse, socrófar an teilifís go dtí an socrú Ríomhaire is fearr go huathoibríoch.

Chun an teilifís a shocrú go dtí an socrú is fearr a fheileann...

- 1 - Brúigh , roghnaigh Gach socrú agus brúigh OK.
- 2 - Roghnaigh Pictiúr agus brúigh  (deas) chun an roghchlár a oscailt..
- 3 - Roghnaigh Ardsocruithe > Ríomhaire.
- 4 - Roghnaigh Air nó As.
- 5 - Brúigh  (clé), arís agus arís eile, más gá, chun an roghchlár a dhúnadh.

Ríomhaire

Nasc

Is féidir leat do ríomhaire a nascadh leis an teilifís agus an teilifís a úsáid mar mhonatóir ríomhaire.

Le HDMI

Úsáid cábla HDMI chun an ríomhaire a nascadh leis an teilifís.

Nasc do Android TV

Líonra agus Idirlíon

Líonra Baile

Ní mór do do theilifís a bheith nasctha leis an Idirlíon chun leas a bhaint as cumais iomlána an Philips Android TV.

Nasc an teilifís le líonra baile a bhfuil nasc ardluais don Idirlíon aige. Is féidir leat do theilifís a nascadh le do ródaire líonra gan sreang nó sreangaithe.

Nasc le Líonra

Nasc gan Sreang

A bhfuil de dhíth ort

Teastaíonn ródaire Wi-Fi a bhfuil nasc don Idirlíon aige chun an teilifís a nascadh leis an Idirlíon gan sreang.


Úsáid nasc ardluais (leathanbhanda) leis an Idirlíon.



Déan an Nasc

Gan sreang

Chun nasc gan sreang a dhéanamh...


- 1 - Brúigh , roghnaigh **Gach socrú** agus brúigh **OK**.
- 2 - Roghnaigh **Gan sreang agus Líonraí** agus brúigh **>** (deas) chun an roghchlár a oscailt.
- 3 - Roghnaigh **Sreangaithe nó Wi-Fi > Nasc le Líonra**.
- 4 - Roghnaigh **Gan Sreang**.
- 5 - Clliceáil ar do líonra gan sreang sa liosta de na líonraí a aimsíodh. Mura bhfuil do líonra sa liosta mar go bhfuil ainm an líonra i bhfolach (chas tú as craoladh SSID an ródaire), roghnaigh **Cuir Líonra Nua leis an liosta** chun ainm an líonra a chur isteach tú féin.

6 - Ag brath ar chineál an ródaire, cuir isteach d'eochar criptithe - WEP, WPA nó WPA2. Más rud é gur chuir tú isteach an eochar criptithe don líonra seo cheana féin, is féidir leat **OK** a chliceáil chun an nasc a dhéanamh láithreach.

7 - Taispeánfar teachtaireacht nuair a dhéanfar an nasc.


Wi-Fi Air/As

Cinntigh go bhfuil Wi-Fi casta air sula ndéanfaidh tú iarracht nascadh...

- 1 - Brúigh , roghnaigh **Gach socrú** agus brúigh **OK**.
- 2 - Roghnaigh **Gan Sreang agus Líonraí** agus brúigh **>** (deas).
- 3 - Roghnaigh **Gan sreang nó Wi-Fi > Wi-Fi Air/As**.
- 4 - Má tá sé casta as, roghnaigh **Air agus brúigh OK**.


WPS

Má tá WPS ag do ródaire, is féidir leat nascadh leis an ródaire go díreach gan scanadh a dhéanamh do líonraí. Má tá gléasanna agat i do líonra gan sreang a úsáideann an córas slándála criptithe WEP, ní féidir leat WPS a úsáid.

- 1 - Brúigh , roghnaigh **Gach socrú** agus brúigh **OK**.
- 2 - Roghnaigh **Gan sreang agus Líonraí** agus brúigh **>** (deas) chun an roghchlár a oscailt.
- 3 - Roghnaigh **Sreangaithe nó Wi-Fi > Nasc le Líonra**.
- 4 - Roghnaigh **WPS**.
- 5 - Téigh go dtí an ródaire, brúigh an cnaipe WPS agus téigh ar ais go dtí an teilifís laistigh de 2 nóiméad.
- 6 - Clliceáil **Nasc** chun an nasc a dhéanamh.
- 7 - Taispeánfar teachtaireacht nuair a dhéanfar an nasc.

WPS le cód PIN

Má tá WPS a bhfuil cód PIN air ag do ródaire, is féidir leat nascadh go díreach leis an ródaire gan scanadh a dhéanamh do líonraí. Má tá gléasanna agat i do líonra gan sreang a úsáideann an córas slándála criptithe WEP, ní féidir leat WPS a úsáid.

- 1 - Brúigh , roghnaigh **Gach socrú** agus brúigh **OK**.
- 2 - Roghnaigh **Gan sreang agus Líonraí** agus brúigh **>** (deas) chun an roghchlár a oscailt.
- 3 - Roghnaigh **Sreangaithe nó Wi-Fi > Nasc le Líonra**.
- 4 - Roghnaigh **WPS le cód PIN**.
- 5 - Scríobh síos an cód PIN a bhfuil 8 digit ann atá ar taispeáint ar an scáileán agus cuir isteach i mbogearraí an ródaire ar do ríomhaire é. Faigh comhairle ó threoirleabhar an ródaire faoin áit a bhfuil

an cód PIN le cur isteach i mbogearraí an ródaire.
6 - Cliceáil **Nasc** chun an nasc a dhéanamh.
7 - Taispeánfar teachtaireacht nuair a dhéanfar an nasc.

Fabhtcheartú

Níor aimsíodh an líonra gan sreang nó tá sé díchumtha

- Tá oighinn micreathonnacha, fóin DECT nó gléasanna eile Wi-Fi 802.11b/g/n i do chomharsanacht in ann cur isteach ar an líonra gan sreang.
- Bí cinnte go ligeann na ballaí dóiteáin i do líonra rochtain ar nasc gan sreang na teilifíse.
- Mura n-oibreoidh an líonra gan sreang i gceart i do theach, bain triail as an líonra sreangaithe a shuiteáil.

Ní oibríonn an Idirlíon

- Má tá an nasc don ródaire ag obair i gceart, seiceáil nasc an ródaire don Idirlíon.

Tá an ríomhaire agus an nasc Idirlín mall

- Féach i dtreoirleabhar úsáideora do ródaire gan sreang chun eolas a fháil maidir le raon laistigh, ráta aistrithe nó fachtóirí eile a bhaineann le caighdeán an chomhartha.
- Úsáid nasc Idirlín ardluais (leathanbhanda) do do ródaire.

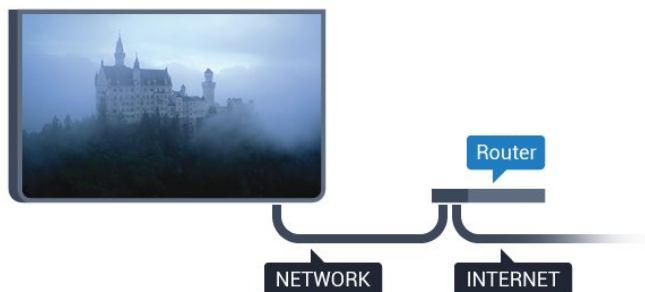
DHCP

- Má theipeann ar an nasc, is féidir leat socrú DHCP (Prótacal Óstchumraíochta Dinimiciúla) an ródaire a sheiceáil. Ba cheart go mbeadh DHCP casta air.

Nasc Sreangaithe

A bhfuil de dhíth ort


Teastaíonn ródaire líonra uait atá nasctha leis an an Idirlíon chun an teilifís a nascadh leis an Idirlíon. Úsáid nasc ardluais (leathanbhanda) leis an Idirlíon.



Déan an Nasc

Chun nasc sreangaithe a dhéanamh...

- 1 - Nasc an ródaire leis an teilifís le cábla líonra (cábla Ethernet**).

- 2 - Bí cinnte go bhfuil an ródaire casta air.
- 3 - Brúigh , roghnaigh **Gach socrú** agus brúigh **OK**.
- 4 - Roghnaigh **Gan sreang agus Líonraí** agus brúigh **>** (deas) chun an roghchlár a oscailt.
- 5 - Roghnaigh **Sreangaithe nó Wi-Fi >** **Nasc le Líonra**.
- 6 - Roghnaigh **Sreangaithe**. Déanann an teilifís cuardach leanúnach don nasc líonra.
- 7 - Taispeánfar teachtaireacht nuair a dhéanfar an nasc.

Má theipeann ar an nasc, is féidir leat socrú DHCP an ródaire a sheiceáil. Ba cheart go mbeadh DHCP casta air.


**Chun rialacháin EMC a chomhlíonadh, úsáid cábla Ethernet FTP Cat. 5E díonta.

Socruithe Líonra

Féach ar Shocruithe Líonra

Is féidir leat gach socrú líonra reatha a fheiceáil anseo. An seoladh IP agus MAC, neart an chomhartha, luas, modh criptithe, etc.


Chun na socruithe líonra reatha a fheiceáil...

- 1 - Brúigh , roghnaigh **Gach socrú** agus brúigh **OK**.
- 2 - Roghnaigh **Gan sreang agus Líonraí** agus brúigh **>** (deas) chun an roghchlár a oscailt.
- 3 - Roghnaigh **Sreangaithe nó Wi-Fi >** **Féach ar Shocruithe Líonra**.
- 4 - Brúigh **<** (clé), arís agus arís eile, más gá, chun an roghchlár a dhúnadh.

Cumraíocht Líonra

Mar rogha air sin, más ardúsáideoir tú agus má tá uait do líonra a shuiteáil le seolachán IP Statach, athraigh socrú na teilifíse go **IP Statach**.




Chun an teilifís a shocrú go IP Statach...

- 1 - Brúigh , roghnaigh **Gach socrú** agus brúigh **OK**.
- 2 - Roghnaigh **Gan sreang agus Líonraí** agus brúigh **>** (deas) chun an roghchlár a oscailt.
- 3 - Roghnaigh **Sreangaithe nó Wi-Fi >** **Cumraíocht Líonra** agus brúigh **OK**.
- 4 - Roghnaigh **IP Statach** agus brúigh **OK** chun **Cumraíocht IP Statach** a chumasú.
- 5 - Roghnaigh **Cumraíocht IP Statach** agus cumraigh an nasc.
- 6 - Is féidir leat an uimhir a shocrú don **Seoladh IP**, **Netmask**, **Gateway**, **DNS 1**, nó **DNS 2**.
- 7 - Brúigh **<** (clé), arís agus arís eile, más gá, chun an roghchlár a dhúnadh.

Cas Air le Wi-Fi (WoWLAN)

Is féidir leat an teilifís seo a chasadh air ó d'fhón cliste nó do thaiblead má tá an teilifís i staid fuireachais. Ní mór an socrú **Cas air le Wi-Fi (WoWLAN)** a bheith casta air.




Chun athrú go WoWLAN...

- 1 - Brúigh , roghnaigh **Gach socrú** agus brúigh **OK**.
- 2 - Roghnaigh **Gan sreang agus Líonraí** agus brúigh  (deas) chun an roghchlár a oscailt.
- 3 - Roghnaigh **Sreangaithe nó Wi-Fi > Cas air le Wi-Fi (WoWLAN)**.
- 4 - Roghnaigh **Air**.
- 5 - Brúigh  (clé), arís agus arís eile, más gá, chun an roghchlár a dhúnadh.

Cas air nasc Wi-Fi

Is féidir leat an nasc Wi-Fi a chasadh air nó as ar do theilifís.




Chun Wi-Fi a chasadh air...

- 1 - Brúigh , roghnaigh **Gach socrú** agus brúigh **OK**.
- 2 - Roghnaigh **Gan sreang agus Líonraí** agus brúigh  (deas) chun an roghchlár a oscailt.
- 3 - Roghnaigh **Gan sreang nó Wi-Fi > Wi-Fi Air/As**.
- 4 - Roghnaigh **Air**.
- 5 - Brúigh  (clé), arís agus arís eile, más gá, chun an roghchlár a dhúnadh.

Rindreálaí Meán Digiteach - DMR

Mura seinneann do chomhaid meán ar do theilifís, cinntigh go bhfuil an Rindreálaí Meán Digiteach casta air. Bíonn DMR casta air mar réamhshocrú.




Chun DMR a chasadh air...

- 1 - Brúigh , roghnaigh **Gach socrú** agus brúigh **OK**.
- 2 - Roghnaigh **Gan sreang agus Líonraí** agus brúigh  (deas) chun an roghchlár a oscailt.
- 3 - Roghnaigh **Sreangaithe nó Wi-Fi > Rindreálaí Meán Digiteach -DMR**.
- 4 - Roghnaigh **Air**.
- 5 - Brúigh  (clé), arís agus arís eile, más gá, chun an roghchlár a dhúnadh.

Scáileán cliste Wi-Fi

Ní mór duit Scáileán Cliste Wi-Fi a chasadh air chun féachaint ar chainéil teilifíse dhigiteacha ar d'fhón cliste nó taiblead leis an Philips TV Remote App. Tá an seans ann nach mbeidh roinnt cainéal scrofa ar fáil ar do ghléas soghluaiste.





Chun Scáileán Cliste Wi-Fi a chasadh air...

- 1 - Brúigh , roghnaigh **Gach socrú** agus brúigh **OK**.
- 2 - Roghnaigh **Gan sreang agus Líonraí** agus brúigh  (deas) chun an roghchlár a oscailt.
- 3 - Roghnaigh **Gan sreang nó Wi-Fi > Scáileán Cliste Wi-Fi**.
- 4 - Roghnaigh **Air**.
- 5 - Brúigh  (clé), arís agus arís eile, más gá, chun an roghchlár a dhúnadh.

Ainm an Líonra Teilifíse

Má tá níos mó ná teilifís amháin i do líonra baile agat, is féidir leat ainm uathúil a thabhairt don teilifís.




Chun ainm na teilifíse a athrú...

- 1 - Brúigh , roghnaigh **Gach socrú** agus brúigh **OK**.
- 2 - Roghnaigh **Gan sreang agus Líonraí** agus brúigh  (deas) chun an roghchlár a oscailt.
- 3 - Roghnaigh **Sreangaithe nó Wi-Fi > Ainm Líonra na Teilifíse**.
- 4 - Cuir isteach an t-ainm leis an méarchlár ar an scáileán.
- 5 - Roghnaigh  chun críochnú.
- 6 - Brúigh  (clé), arís agus arís eile, más gá, chun an roghchlár a dhúnadh.

Glan Cuimhne Idirlín

Le **Glan Cuimhne Idirlín**, is féidir leat gach comhad Idirlín agus logáil isteach atá stóraithe ar do theilifís, cosúil le pasfhocail, fianáin nó stair, a ghlanadh.

Chun an chuimhne Idirlín a ghlanadh...

- 1 - Brúigh , roghnaigh **Gach socrú** agus brúigh **OK**.
- 2 - Roghnaigh **Gan sreang agus Líonraí** agus brúigh  (deas) chun an roghchlár a oscailt.
- 3 - Roghnaigh **Sreangaithe nó Wi-Fi > Glan Cuimhne Idirlín**.
- 4 - Roghnaigh **OK** chun deimhniú.
- 5 - Brúigh  (clé), arís agus arís eile, más gá, chun an roghchlár a dhúnadh.

Comhroinnt Comhad

Tá an teilifís in ann nascadh le gléasanna eile i do líonra gan sreang, cosúil le do ríomhaire nó d'fhón cliste. Is féidir leat ríomhaire a úsáid a bhfuil Microsoft Windows nó Apple OS X air.

Is féidir leat grianghraif, ceol agus fiseáin atá stóraithe ar do ríomhaire a oscailt ar an teilifís seo. Úsáid aon bhogearraí freastalaí meán úrnua atá DLNA-deimhnithe.

Cuntas Google

Sínigh isteach




Is féidir leat síniú isteach go Google le do Chuntas Google chun an leas is fearr a a bhaint as cumais do Philips Android TV.

Nuair a shíníonn tú isteach, beidh tú in ann na cluichí is ansa leat a imirt ar d'fhón, do thaibleád nó ar do theilifís. Gheobhaidh tú moltaí pearsantaithe físe agus ceoil freisin ar scáileán baile do theilifíse chomh maith le rochtain ar YouTube, Google Play agus feidhmchláir eile.

Sínigh isteach

Úsáid an Google Account atá agat cheana féin chun síniú isteach go Google ar do theilifís. Seoladh ríomhphoist agus pasfhocal atá i gceist le Cuntas Google. Mura bhfuil Cuntas Google agat fós, úsáid do ríomhaire nó do thaibleád chun ceann a chruthú (accounts.google.com). Teastaíonn próifil Google+ uait chun cluichí a imirt ar Google Play. Murar shínigh tú isteach i rith chéad shuiteáil na teilifíse, is féidir leat síniú isteach níos déanaí.

Chun síniú isteach tar éis suiteáil na teilifíse a bheith déanta ...

- 1 - Brúigh  roghnaigh Gach socrú agus brúigh OK.
- 2 - Roghnaigh Socruithe Android agus brúigh OK.
- 3 - Brúigh  (síos) agus roghnaigh Pearsanta > Cuir cuntas leis an liosta agus brúigh OK.
- 4 - Brúigh OK ar SIGN IN.
- 5 - Cuir isteach do sheoladh ríomhphoist leis an méarchlár ar an scáileán agus brúigh OK.
- 6 - Cuir isteach do phasfhocal agus brúigh an eochair bheag chéanna OK chun síniú isteach.
- 7 - Brúigh  (clé), arís agus arís eile, más gá, chun an roghchlár a dhúnadh.



Má tá uait síniú isteach le Cuntas Google eile, sínigh amach ar dtús agus ansin sínigh isteach leis an gcuntas eile.

Socruithe Android

Is féidir leat roinnt socruithe sonracha nó eolas Android a shocrú nó a fheiceáil. Is féidir leat liosta na bhfeidhmchlár atá suiteáilte ar do theilifís a aimsiú, agus an spás stórála atá ag teastáil uathu. Is féidir leat an teanga a úsáideann tú a shocrú le Cuardach Gutha. Is féidir leat an méarchlár ar an scáileán a chumrú nó cead a thabhairt d'fheidhmchláir do shuíomh a úsáid. Bain triail as na socruithe éagsúla Android. Is féidir leat dul go dtí www.support.google.com/androidtv chun

tuilleadh eolais a fháil faoi na socruithe seo.

Chun na socruithe seo a oscailt...

- 1 - Brúigh  roghnaigh Gach socrú agus brúigh OK.
- 2 - Roghnaigh Socruithe Android.
- 3 - Bain triail as na socruithe éagsúla Android.
- 4 - Brúigh  BACK arís agus arís eile, más gá, chun an roghchlár a dhúnadh.

Gailearaí na bhFeidhmchlár Philips




Feidhmchláir Philips

Nasc an teilifís leis an Idirlíon chun leas a bhaint as na feidhmchláir atá roghnaithe ag Philips. Rinneadh na feidhmchláir in Gailearaí na bhFeidhmchlár Philips go sainiúil don teilifís. Tá íoslódáil agus suiteáil feidhmchlár ó Ghailearaí na bhFeidhmchlár in aisce.

Tá Gailearaí na bhFeidhmchlár Philips in ann a bheith éagsúil i dtíortha nó réigiúin éagsúla.

Bíonn roinnt feidhmchlár ó Ghailearaí na bhFeidhmchlár suiteáilte ar do theilifís roimh ré. Iarrfar ort glacadh leis na Téarmaí Úsáide sula mbeidh tú in ann feidhmchláir eile ó Ghailearaí na bhFeidhmchlár a shuiteáil. Is féidir leat na Socruithe Príobháideachta a shocrú de réir mar a fheileann duit.


Chun feidhmchlár a shuiteáil ó Ghailearaí na bhFeidhmchlár...

- 1 - Brúigh  HOME.
- 2 - Scrolláil síos agus roghnaigh  Bailiúchán Philips >  Gailearaí na bhFeidhmchlár agus brúigh OK.
- 3 - Roghnaigh deilbhín feidhmchláir agus brúigh OK.
- 4 - Roghnaigh Suiteáil agus brúigh OK.

Téarmaí Úsáide

Ní mór duit glacadh leis na Téarmaí Úsáide chun feidhmchlár ó Ghailearaí na bhFeidhmchlár Philips a shuiteáil agus a úsáid. Murar aontaigh tú leis na téarmaí sin i rith chéad shuiteáil na teilifíse, is féidir leat glacadh leo níos deireanaí. A luaithe is a n-aontaíonn tú leis na Téarmaí Úsáide, beidh roinnt feidhmchlár ar fáil láithreach agus is féidir leat brabhsáil i nGailearaí na bhFeidhmchlár Philips chun feidhmchláir eile a shuiteáil.

Chun glacadh leis na Téarmaí Úsáide tar éis an teilifís a bheith suiteáilte agat...

- 1 - Brúigh  HOME agus roghnaigh Bailiúchán Philips > Gailearaí na bhFeidhmchlár agus

brúigh **OK** chun Gailearaí na bhFeidhmchlár a oscailt.

2 - Is féidir leat **Téarmaí Úsáide** a roghnú, ansin brúigh **OK** chun iad a léamh.

3 - Roghnaigh **Glac** agus brúigh **OK**. Ní féidir leat dul siar ar an bhfaomhadh seo.

4 - Brúigh **← BACK** chun an roghchlár a dhúnadh.

Socruithe Príobháideachta

Is féidir leat roinnt socruithe príobháideachta a shocrú d'fheidhmchláir ó Gailearaí na bhFeidhmchlár Philips.

- Is féidir leat cead a thabhairt staitisticí teicniúla a sheoladh chuig Philips.
- Is féidir leat moltaí pearsanta a cheadú.
- Is féidir leat fianáin a cheadú.
- Is féidir leat an Glas Leanáí a chasadh air d'fheidhmchláir a bhfuil rátáil 18+ acu.

Chun na socruithe príobháideachta i nGailearaí na bhFeidhmchlár Philips a shocrú...

1 - Brúigh **🏠 HOME** agus roghnaigh **Bailiúchán Philips > Gailearaí na bhFeidhmchlár** agus brúigh **OK** chun Gailearaí na bhFeidhmchlár a oscailt.

2 - Is féidir leat **Polasaí Príobháideachta** a roghnú, ansin brúigh **OK**.

3 - Roghnaigh gach socrú agus brúigh **OK** chun é a cheadú nó gan é a cheadú. Is féidir leat léamh go mion faoi gach socrú.

4 - Brúigh **← BACK** chun an roghchlár a dhúnadh.

7.4

Socruithe Android

Is féidir leat roinnt socruithe sonracha nó eolas Android a shocrú nó a fheiceáil. Is féidir leat liosta na bhfeidhmchlár atá suiteáilte ar do theilifís a aimsiú, agus an spás stórála atá ag teastáil uathu. Is féidir leat an teanga a úsáideann tú a shocrú le Cuardach Gutha. Is féidir leat an méarchlár ar an scáileán a chumrú nó cead a thabhairt d'fheidhmchláir do shuíomh a úsáid. Bain triail as na socruithe éagsúla Android. Is féidir leat dul go dtí www.support.google.com/androidtv chun tuilleadh eolais a fháil faoi na socruithe seo.

Chun na socruithe seo a oscailt...

1 - Brúigh **⚙️** roghnaigh **Gach socrú** agus brúigh **OK**.

2 - Roghnaigh **Socruithe Android**.

3 - Bain triail as na socruithe éagsúla Android.

4 - Brúigh **← BACK** arís agus arís eile, más gá, chun an roghchlár a dhúnadh.

7.5

Roghchlár Baile

Maidir leis an Roghchlár Baile

Nasc an teilifís leis an Idirlíon chun an leas is fearr a bhaint as do theilifís Android.

Díreach cosúil le d'fhón cliste Android nó do thaiblead, is é an roghchlár Baile croí do theilifíse. Is féidir leat aon fheidhmchlár a thosú ón roghchlár Baile, athrú go cainéal teilifíse, scannán a fháil ar cíos, láithreán gréasáin a oscailt nó athrú go gléas nasctha. Tá míreanna éagsúla in ann a bheith ar an roghchlár Baile, ag brath ar shuiteáil do theilifíse agus ar do thír.

Eagraítear an roghchlár Baile i rónna.

Moltaí

Molann an chéad ró físeáin, físeáin ceoil nó láithreáin ghréasáin a a bhfuil mór-ráchairt orthu. Is féidir leat na socruithe Príobháideachta a shocrú sna **Téarmaí Úsáide** chun moltaí a cheadú atá bunaithe ar do ghnásanna féachana pearsanta.

📺 Bailiúchán Philips

Tagann na moltaí sa ró seo ó Fheidhmchláir.

📺 Feidhmchláir

Tagann na Feidhmchláir sa ró seo ón teilifís nó is Feidhmchláir iad atá íoslódáilte agat féin ón Google Play. Gheobhaidh tú na Feidhmchláir don Teilifís sa ró seo, cosúil le **Féach ar Theilifís**, **Foinsí**, **Meáin** agus eile. Beidh na Feidhmchláir atá tosaithe agat le gairid ar aghaidh an ró.

🎮 Cluichí

Is féidir leat cluiche a thosú ar an teilifís anseo. Má íoslódálann tú cluiche, beidh sé le feiceáil sa ró seo.

⚙️ Socruithe

Is féidir leat raon socruithe a oscailt anseo. Mar sin féin, chun gach socrú a aimsiú, brúigh **⚙️** agus roghnaigh **Gach socrú**. Is féidir leat **Cabhair** a oscailt anseo freisin.

Féach ar www.support.google.com/androidtv freisin

Oscail an Roghchlár Baile


Chun an roghchlár Baile a oscailt agus mír a oscailt...

1 - Brúigh **🏠 HOME**.

2 - Roghnaigh mír agus brúigh **OK** chun é a oscailt nó a thosú.

3 - Brúigh **← BACK** chun an roghchlár Baile a dhúnadh gach aon rud a thosú.

Cuardach agus Cuardach Gutha

Is féidir leat cuardach a dhéanamh d'fhiseáin, ceol nó rud ar bith eile ar an Idirlíon leis an deilbhín  ar an roghchlár Baile. Is féidir leat labhairt nó an rud atá uait a chlósábh.

Próifíl Shrianta

Is féidir leat srian a chur ar fheidhmchláir áirithe tríd an teilifís a athrú go próifíl shrianta. Ní cheadóidh an phróifíl shrianta seo ach amháin úsáid feidhmchlár atá roghnaithe agat. Ní féidir leat athrú amach as an bpróifíl seo ach amháin le cód PIN.

Nuair atá an teilifís athraithe go próifíl shrianta ní féidir leat...

- Feidhmchláir a aimsiú nó a oscailt má tá siad marcáilte mar Dícheadaithe
- Rochtain a fháil ar an Google Play Store
- Rudaí a cheannach trí Google Play Movies & TV, ná Google Play Games
- Úsáid a bhaint as feidhmchláir tríú páirtí nach n-úsáideann an síniú isteach Google

Nuair atá an teilifís athraithe go próifíl shrianta, is féidir leat...

- Féachaint ar ábhar atá tógtha amach ar cíos cheana féin nó ceannaithe ó Google Play Movies & TV
- Cluichí atá ceannaithe agus suiteáilte cheana féin Google Play Games a imirt.
- Rochtain a fháil ar na socruithe seo a leanas: Líonra Wi-Fi, Caint agus Inrochtaineacht
- Oiriúintí Bluetooth a chur leis an liosta

Fanfaidh an Cuntas Google ar an teilifís logáilte isteach. Ní athraíonn úsáid próifíle srianta an Cuntas Google.

Feidhmchláir

8.1

Maidir le Feidhmchláir

Is féidir leat gach feidhmchlár atá suiteáilte a aimsiú sa rannán  Feidhmchláir den roghchlár Baile.

Díreach cosúil le feidhmchláir ar d'fhón cliste nó do thaibléad, tairgeann na feidhmchláir ar do theilifís feidhmeanna sonracha chun d'eispéireas teilifíse a shaibhriú. Feidhmchláir cosúil le YouTube, cluichí teilifíse nó tuartha aimsire (i measc feidhmchlár eile). Is féidir leat úsáid a bhaint as an bhfeidhmchlár Idirlín chun brabhsáil ar an Idirlíon.

Tá Feidhmchláir in ann teacht ó Gailearaí na bhFeidhmchlár Philips nó ó Google Play™ Store. Tá roinnt Feidhmchlár praiticiúil réamhshuiteáilte ar do theilifís.

Chun feidhmchláir a shuiteáil ó Gailearaí na bhFeidhmchlár Philips nó ón Google Play Store, ní mór don teilifís a bheith nasctha leis an Idirlíon. Ní mór duit glacadh leis na Téarmaí Úsáide chun feidhmchláir ó Ghailearaí na bhFeidhmchlár a úsáid. Ní mór duit síniú isteach le Cuntas Google chun na feidhmchláir Google Play agus Google Play Store a úsáid.

8.2

Google Play

Scannáin agus teilifís


Is féidir leat scannáin nó cláir teilifíse a thógáil amach ar cíos nó a cheannach le Google Play Movies & TV.

A bhfuil de dhíth ort

- ní mór do do theilifís a bheith nasctha leis an Idirlíon.
- ní mór duit síniú isteach le do Chuntas Google ar an Teilifís
- cuir cárta creidmheasa le do Chuntas Google chun scannáin agus clár teilifíse a cheannach

Chun scannán nó clár teilifíse a thógáil amach ar cíos nó a cheannach...

1 - Brúigh  HOME.

2 - Scrolláil síos agus roghnaigh  Feidhmchláir > Google Play Movies & TV agus brúigh OK.

3 - Roghnaigh scannán nó clár teilifíse agus brúigh OK.





4 - Roghnaigh an t-earra atá uait agus brúigh OK. Treorófar tríd an bpróiseas ceannacháin tú.



Chun féachaint ar scannán nó clár teilifíse atá ar cíos nó ceannaithe...

1 - Brúigh  HOME.

2 - Scrolláil síos agus roghnaigh  Feidhmchláir > Google Play Movies & TV agus brúigh OK.

3 - Roghnaigh an scannán nó an clár teilifíse ó do leabharlann san fheidhmchlár, roghnaigh an teideal agus brúigh OK.

4 - Is féidir leat úsáid a bhaint as na heochracha  (stop),  (cuir ar sos),  (atochras) nó  (mearchasadh) ar an gcianrialtán.

5 - Chun an feidhmchlár Movies & TV a stopadh, brúigh  BACK arís agus arís eile nó brúigh  EXIT.

Tá roinnt táirgí agus gnéithe Google Play nach bhfuil ar fáil i ngach tír.

Faigh tuilleadh eolais ar support.google.com/androidtv

Ceol

Is féidir leat an ceol is ansa leat a sheinnt ar an teilifís le Google Play Music.

Is féidir leat ceol nua a cheannach ar do ríomhaire nó ar do ghléas soghluaiste le Google Play Music. Nó is féidir leat liostaáil le All Access ar do theilifís, an suibscríbhinn do Google Play Music. Mar rogha air sin, is féidir leat an ceol ar leat é cheana féin agus atá stóráilte ar do ríomhaire a sheinnt.

A bhfuil de dhíth ort



- ní mór do do theilifís a bheith nasctha leis an Idirlíon.
- ní mór duit síniú isteach le do Chuntas Google ar an Teilifís
- cárta creidmheasa a chur ar do Chuntas Google chun suibscríbhinn ceoil a thógáil

Chun Google Play Music a thosú...

1 - Brúigh  HOME.

2 - Scrolláil síos agus roghnaigh  Feidhmchláir > Google Play Music agus brúigh OK.

3 - Roghnaigh an ceol atá uait agus brúigh OK.

4 - Chun an feidhmchlár Ceoil a stopadh, brúigh  BACK arís agus arís eile nó brúigh  EXIT.

Tá roinnt táirgí agus gnéithe Google Play nach bhfuil ar fáil i ngach tír.

Faigh tuilleadh eolais ar support.google.com/androidtv

Cluichí

Is féidir leat cluichí a imirt ar an teilifís le Google Play Games. Ar líne nó as líne.





Is féidir leat an cluiche atá á imirt ag do chairde faoi láthair a fheiceáil nó páirt a ghlacadh. Is féidir leat a bhfuil bainte amach agat a thaifeadadh nó tosú ón áit ar chríochnaigh tú an uair dheireanach.


A bhfuil de dhíth ort

- ní mór do do theilifís a bheith nasctha leis an Idirlíon.
- ní mór duit síniú isteach le do Chuntas Google ar an Teilifís
- cárta creidmheasa a chur ar do Chuntas Google chun cluichí nua a cheannach

Tosaigh an feidhmchlár Google Play Games cluiche nua a roghnú agus a shuiteáil ar do theilifís. Tá roinnt cluichí in aisce. Taispeánfar teachtaireacht má tá ceap stiúrtha ag teastáil chun an cluiche a imirt.

Chun Google Play Games a thosú nó a stopadh...

- 1 - Brúigh  HOME.
- 2 - Scrolláil síos agus roghnaigh  Feidhmchlár > Google Play Games agus brúigh OK.
- 3 - Roghnaigh cluiche le himirt nó roghnaigh cluiche nua le suiteáil agus brúigh OK.
- 4 - Nuair atá tú réidh, brúigh  BACK arís agus arís eile nó brúigh  EXIT nó is féidir leat an feidhmchlár a stopadh leis an gcnaipe.

Taispeánfar na cluichí a shuiteálann tú sa ró  Cluichí ar an roghchlár Baile

Tá roinnt táirgí agus gnéithe Google Play nach bhfuil ar fáil i ngach tír.

Faigh tuilleadh eolais ar support.google.com/androidtv





Google Play Store

Is féidir leat feidhmchlár nua a íoslódáil agus a shuiteáil ón Google Play Store. Tá roinnt feidhmchlár in aisce.

A bhfuil de dhíth ort

- ní mór do do theilifís a bheith nasctha leis an Idirlíon.
- ní mór duit síniú isteach le do Chuntas Google ar an Teilifís
- cuir cárta creidmheasa le do Chuntas Google chun feidhmchlár nua a cheannach





Chun feidhmchlár nua a shuiteáil...

- 1 - Brúigh  HOME.
- 2 - Scrolláil síos agus roghnaigh  Feidhmchlár > Google Play Store agus brúigh OK.
- 3 - Roghnaigh an mhír a bhfuil uait é a shuiteáil agus brúigh OK.
- 4 - Chun an Google Play Store a dhúnadh, brúigh  BACK arís agus arís eile nó brúigh  EXIT.

Rialuithe Tuismitheora

Is féidir leat feidhmchlár a cheilt sa Google Play Store, ag brath ar aibíocht na n-úsáideoirí/na gceannaitheoirí. Ní mór duit cód PIN a chur isteach chun an leibhéal aibíochta a roghnú nó a athrú.

Chun an rialú tuismitheora a shocrú...

- 1 - Brúigh  HOME.
- 2 - Scrolláil síos agus roghnaigh  Feidhmchlár > Google Play Store agus brúigh OK.
- 3 - Roghnaigh Socruithe > Rialaithe Tuismitheora.
- 4 - Roghnaigh an leibhéal aibíochta atá uait.
- 5 - Cuir isteach an cód PIN nuair a iarrtar é.
- 6 - Chun an Google Play Store a dhúnadh, brúigh  BACK arís agus arís eile nó brúigh  EXIT.

Tá roinnt táirgí agus gnéithe Google Play nach bhfuil ar fáil i ngach tír.

Faigh tuilleadh eolais ar support.google.com/androidtv

Íocaíochtaí

Chun íocaíocht Google Play a dhéanamh ar an teilifís, ní mór duit cineál íocaíochta a shonrú – cárta creidmheasa (lasmuigh de na Stáit Aontaithe) – ar do Chuntas Google. Nuair a cheannaíonn tú scannán nó clár teilifíse, déanfar tú a mhuirearú ar an gcárta creidmheasa seo.

Chun cárta creidmheasa a chur leis an liosta...





- 1 - Téigh go dtí accounts.google.com agus sínigh isteach leis an gCuntas Google a mbainfidh tú úsáid as le Google Play ar an Teilifís.
- 2 - Téigh go dtí wallet.google.com chun cárta a chur le do Chuntas Google.
- 3 - Cuir isteach sonraí do chárta creidmheasa agus glac leis na téarmaí agus na coinníollacha.

8.3

Feidhmchlár a Thosú nó a Stopadh

Is féidir leat feidhmchlár a thosú ón roghchlár Baile.

Chun feidhmchlár a thosú...

- 1 - Brúigh  HOME.
- 2 - Scrolláil síos chuig  Feidhmchlár agus roghnaigh an feidhmchlár atá uait agus brúigh OK.
- 3 - Chun feidhmchlár a stopadh, brúigh  BACK nó brúigh  EXIT nó is féidir leat an feidhmchlár a stopadh leis an gcnaipe.

8.4

Glasáil Feidhmchlár

Maidir le Glasanna Feidhmchlár

Is féidir leat glas a chur ar fheidhmchlár nach bhfuil feiliúnach do leanaí. Is féidir leat glas a chur ar fheidhmchlár ó Ghailearaí na bhFeidhmchlár a bhfuil rátáil 18+ orthu nó próifíl shrianta a shocrú ar an roghchlár Baile.

18+

Iarrfaidh an glas feidhmchlár 18+ ort cód PIN a chur isteach nuair a dhéanann tú iarracht feidhmchlár a bhfuil rátáil 18+ air a thosú. Níl an glas seo bailí ach d'fheidhmchláir a bhfuil rátáil 18+ orthu ó Ghailearaí na bhFeidhmchlár Philips.

Próifíl shrianta

Is féidir leat próifíl shrianta a shuiteáil don roghchlár Baile nach bhfuil fáil uirthi ach na feidhmchláir a cheadaíonn tú. Ní mór cód PIN a chur isteach chun an phróifíl shrianta a shuiteáil agus a chasadh air.

Google Play Store - Aibíocht



Is féidir leat feidhmchlár a cheilt sa Google Play Store, ag brath ar aibíocht na n-úsáideoirí/na gceannaitheoirí. Ní mór duit cód PIN a chur isteach chun an leibhéal aibíochta a roghnú nó a athrú. Beidh na feidhmchláir atá ar fáil le haghaidh a suiteála ag brath ar an leibhéal aibíochta.

Chun tuilleadh eolais a fháil, in **Cabhair**, roghnaigh **Eochairfhocail** agus déan cuardach do **Google Play Store**.

Cuir glas ar fheidhmchlár a bhfuil rátáil 18+ orthu.

Is féidir leat glas a chur ar fheidhmchlár ó Ghailearaí na bhFeidhmchlár Philips a bhfuil rátáil 18+ orthu. Rialaíonn an socrú seo an socrú 18+ i Socruithe Príobháideachta Ghailearaí na bhFeidhmchlár Philips.

Chun fheidhmchlár a bhfuil rátáil 18+ orthu a ghlasaíl...

- 1 - Brúigh , roghnaigh **Gach socrú** agus brúigh **OK**.
- 2 - Roghnaigh **Glas Leanaí**, roghnaigh **Glas Feidhmchlár**.
- 3 - Roghnaigh **Air**.
- 4 - Brúigh  (clé), arís agus arís eile, más gá, chun an roghchlár a dhúnadh.

Próifíl Shrianta

Maidir le Próifíl Shrianta

Is féidir leat srian a chur ar fheidhmchlár áirithe tríd an teilifís a athrú go próifíl shrianta. Ní thaispeánfaidh an roghchlár Baile ach na feidhmchláir atá ceadaithe agat. Teastaíonn cód PIN uait chun athrú amach as an bpróifíl shrianta.

Nuair atá an teilifís athraithe go próifíl shrianta ní féidir leat...

- Feidhmchláir a aimsiú nó a oscailt má tá siad marcáilte mar Dícheadaithe
- Rochtain a fháil ar an Google Play Store
- Rudaí a cheannach trí Google Play Movies & TV, ná Google Play Games
- Úsáid a bhaint as feidhmchláir tríú páirtí nach n-úsáideann an síniú isteach Google





Nuair atá an teilifís athraithe go próifíl shrianta, is féidir leat...

- Féachaint ar ábhar atá tógtha amach ar cíós cheana féin nó ceannaithe ó Google Play Movies & TV
- Cluichí atá ceannaithe agus suiteáilte cheana féin Google Play Games a imirt.
- Rochtain a fháil ar na socruithe seo a leanas: Lónra Wi-Fi, Caint agus Inrochtaineacht
- Oiriúintí Bluetooth a chur leis an liosta

Fanfaidh an Cuntas Google ar an teilifís logáilte isteach. Ní athraíonn úsáid próifíle srianta an Cuntas Google.

Suiteáil

Chun an phróifíl shrianta a shuiteáil...


- 1 - Brúigh , roghnaigh **Gach socrú** agus brúigh **OK**.
- 2 - Roghnaigh **Socruithe Android** agus brúigh **OK**.
- 3 - Brúigh  (síos) agus roghnaigh **Pearsanta > Slándáil & sriantaí** agus brúigh **OK**.
- 4 - Roghnaigh **Próifíl Shrianta** agus brúigh **OK**.
- 5 - Roghnaigh **Socruithe** agus brúigh **OK**.
- 6 - Cuir isteach cód PIN leis an gciarrialtán.
- 7 - Roghnaigh **Feidhmchláir ceadaithe** agus brúigh **OK**.
- 8 - I liosta na bhfeidhmchláir atá ar fáil, roghnaigh feidhmchlár agus brúigh **OK** chun an feidhmchlár seo a cheadú nó gan é a cheadú.
- 9 - Brúigh  **BACK** chun dul siar céim amháin nó brúigh  **EXIT** chun an roghchlár a dhúnadh.


Is féidir leat an phróifíl shrianta a chur isteach anois.

Is féidir leat an cód PIN a athrú i gcónaí leis an gcód PIN nó an liosta feidhmchlár atá ceadaithe nó nach bhfuil ceadaithe a athrú.

Iontráil



Chun an phróifil shrianta a iontráil (athraigh go)...

- 1 - Brúigh , roghnaigh Gach socrú agus brúigh OK.
- 2 - Roghnaigh Socruithe Android agus brúigh OK.
- 3 - Brúigh  (síos) agus roghnaigh Pearsanta > Slándáil & sriantaí agus brúigh OK.
- 4 - Roghnaigh Iontráil próifil shrianta agus brúigh OK.
- 5 - Cuir isteach cód PIN leis an gcianrialtán.
- 6 - Brúigh  BACK chun dul siar céim amháin nó brúigh  EXIT chun an roghchlár a dhúnadh.

Taispeánfar deilbhín ar an scáileán Baile má théann tú isteach i bpróifil shrianta. Scrolláil síos chuig  Socruithe agus scrolláil ar dheis ar fad.

Amach

Chun an phróifil shrianta a fhágáil...


- 1 - Brúigh  HOME, scrolláil síos chuig  Socruithe agus scrolláil ar dheis ar fad.
- 2 - Roghnaigh Próifil Shrianta agus brúigh OK.
- 3 - Roghnaigh Fág próifil shrianta agus brúigh OK.
- 4 - Cuir isteach an cód PIN. Fágfaidh an teilifís an próifil shrianta.



8.5

Bainistigh Feidhmchláir

Má stopann tú feidhmchlár agus má fhilleann tú ar an roghchlár Baile, níl an feidhmchlár stoptha. Tá an feidhmchlár beo sa chúla i gcónaí. Ní mór don chuid is mó d'fheidhmchláir roinnt sonraí a shábháil i gcuimhne thaisce na teilifíse chun feidhmiú go maith. D'fhéadfadh sé a bheith inmholta feidhmchlár a stopadh ar fad nó sonraí taisce feidhmchláir faoi leith a ghlanadh chun feidhmíocht feidhmchlár ar an iomlán a optamú agus chun úsáid chuimhne a choinneáil íseal ar do Android TV. Anuas air sin, is é an cleachtas is fearr feidhmchláir nach bhfuil in úsáid agat a dhíshuiteáil.

Chun an liosta feidhmchlár atá íoslódáiltea agus feidhmchlár córais a oscailt...

- 1 - Brúigh , roghnaigh Gach socrú agus brúigh OK.
- 2 - Roghnaigh Socruithe Android agus brúigh OK.
- 3 - Roghnaigh Gléas > Feidhmchláir agus brúigh OK.
- 4 - Roghnaigh feidhmchlár agus brúigh OK. Má tá an feidhmchlár ar siúl i gcónaí, is féidir leat iallach a chur air stopadh nó is féidir leat na sonraí taisce a ghlanadh. Is féidir leat na feidhmchláir atá íoslódáiltea agat a dhíshuiteáil.

5 - Brúigh  BACK chun dul siar céim amháin nó brúigh  EXIT chun an roghchlár a dhúnadh.




Má tá Diosca Crua USB á úsáid agat chun feidhmchláir a stóráil, is féidir leat an feidhmchlár a bhogadh ón Diosca Crua USB go dtí cuimhne na teilifíse nó vice versa.

8.6

Stóráil

Is féidir leat féachaint ar an méid spáis stórála – cuimhne inmheánach na teilifíse – atá á úsáid agat do d'fheidhmchláir, físeáin, ceol, etc, agus ar an méid spáis atá saor i gcónaí agat chun feidhmchláir nua a shuiteáil. Seiceáil do stóráil má tá d'fheidhmchláir mall nó mura bhfuil siad ag obair i gceart.

Chun an méid stórála atá á úsáid agat a fheiceáil...

- 1 - Brúigh , roghnaigh Gach socrú agus brúigh OK.
- 2 - Roghnaigh Socruithe Android agus brúigh OK.
- 3 - Roghnaigh Gléas > Stóráil & athshocraigh agus brúigh OK.
- 4 - Féach ar úsáid stórála chuimhne na teilifíse.
- 5 - Brúigh  BACK chun dul siar céim amháin nó brúigh  EXIT chun an roghchlár a dhúnadh.

Diosca Crua USB

Má nascann tú Diosca Crua USB, is féidir leat an diosca cruu a úsáid chun síneadh a chur le cuimhne na teilifíse chun go mbeidh tú in ann tuilleadh feidhmchláir a stóráil. Déanfaidh an teilifís iarracht na feidhmchláir nua a stóráil ar an Diosca Crua USB i dtosach. Tá roinnt feidhmchláir ann nach bhfuil ceadaithe iad a stóráil ar Dhiosca Crua USB.






Idirlíon

Tosaigh an tIdirlíon

Is féidir leat an tIdirlíon a bhrabhsáil ar do theilifís. Is féidir leat féachaint ar aon suíomh gréasáin ar an Idirlíon ach níl an chuid is mó acu feiliúnach do scáileán na teilifíse.

- Tá roinnt breiseán (m.sh. chun féachaint ar leathanaigh nó ar fhíseáin) nach bhfuil ar fáil ar do theilifís.
- Ní féidir leat comhaid a sheoladh nó a íoslódáil.
- Taispeántar leathanaigh Idirlín mar leathanach amháin ag aon am amháin agus líonann siad an scáileán.



Chun brabhsálaí Idirlín a thosú...

- 1 - Brúigh  HOME.
- 2 - Scrolláil síos agus roghnaigh Feidhmchláir >  Idirlíon agus brúigh OK.
- 3 - Cuir isteach seoladh Idirlín agus roghnaigh , brúigh OK.
- 4 - Chun an tIdirlíon a dhúnadh, brúigh  HOME nó  EXIT.

Roghanna ar an Idirlíon

Tá roinnt breiseán ar fáil don Idirlíon.

Chun na breiseáin a oscailt...

- 1 - Nuair atá an suíomh gréasáin oscailte agat, brúigh  OPTIONS.
- 2 - Roghnaigh ceann de na míreanna agus brúigh OK.
- 3 - Brúigh  (clé), arís agus arís eile, más gá, chun an roghchlár a dhúnadh.

Cuir isteach Seoladh

Chun seoladh nua Idirlín a chur isteach

Taispeáin Ceanáin

Chun féachaint ar na leathanaigh a mharcáil tú mar cheanáin.

Athlódáil Leathanach

Chun leathanach Idirlín a lódáil arís.

Zúmáil Leathanach

Úsáid an barra sleamhnáin chun an céatadán zúmála a shocrú.

Faisnéis Slándála

Chun féachaint ar leibhéal slándála an leathanaigh reatha.

Marcáil mar Ceanán

Chun an leathanach reatha a mharcáil mar cheanán

Fotheidil

Chun fotheidil a roghnú más ann dóibh.

Roghchlár na teilifíse




Maidir le Roghchlár na teilifíse

Murar féidir an teilifís a nascadh leis an Idirlíon, is féidir leat Roghchlár na teilifíse a úsáid mar do roghchlár Baile.

Tá gach feidhm teilifíse ar fáil ar Roghchlár na teilifíse.

Oscail Roghchlár na teilifíse

Chun Roghchlár na teilifíse a oscailt agus mír a oscailt...

- 1 - Brúigh  chun Roghchlár na teilifíse a oscailt.
- 2 - Roghnaigh mír agus brúigh  chun é a oscailt nó a thosú.
- 3 - Brúigh  BACK chun Roghchlár na teilifíse a dhúnadh gach aon rud a thosú.



Naisc, Liosta

11.1

Athraigh go gléas


Is féidir leat athrú go dtí aon cheann de na gléasanna nasctha ón liosta Foinsí. Is féidir leat athrú go tiúnóir chun féachaint ar theilifís, ábhar Mhéaróg Chuimhne USB nasctha a oscailt nó féachaint ar na taifeadtaí atá déanta agat ar Dhiosca Crua USB. Is féidir leat athrú go dtí do ghléasanna nasctha, mar shampla glacadóir digiteach nó seinnteoir Diosca Blu-ray, chun féachaint ar a gclár.

Chun athrú go gléas nasctha...

- 1 - Brúigh  **SOURCES** chun an roghchlár Foinsí a oscailt.
- 2 - Roghnaigh ceann amháin de na míreanna sa liosta foinsí agus brúigh **OK**. Taispeánfaidh an teilifís an clár nó ábhar an ghléis.
- 3 - Brúigh  **SOURCES** arís chun an roghchlár a dhúnadh.

Seinn Aon-Iarrachta

Nuair atá an teilifís ar fuireachas, is féidir leat seinnteoir diosca a chasadh air le cianrialtán do theilifíse.


Chun an seinnteoir diosca agus an teilifís araon a chasadh air ó fhuireachas agus tosú ag seinnt an diosca nó an chlár láithreach, brúigh  (seinn) ar chianrialtán na teilifíse. Ní mór don ghléas a bheith nasctha le cábla HDMI agus ba cheart go mbeadh HDMI CEC casta air ar an teilifís agus ar an ngléas araon.

11.2

Roghanna d'ionchur teilifíse

Tairgeann roinnt gléasanna ionchur teilifíse socruithe sonracha.

Chun na roghanna a shocrú d'ionchur teilifíse sonracha...

- 1 - Brúigh  **SOURCES**.
- 2 - Roghnaigh an t-ionchur teilifíse sa liosta agus brúigh **OK**.
- 3 - Brúigh **+** **OPTIONS**. Is féidir leat na roghanna a shocrú don ionchur teilifíse atá roghnaithe anseo.
- 4 - Brúigh **+** **OPTIONS** arís chun an roghchlár Roghanna a dhúnadh.

Roghanna féideartha...

Rialuithe

Is féidir leat an gléas nasctha a oibriú le cianrialtán na teilifíse leis an rogha seo. Ní mór don ghléas a bheith

nasctha le cábla HDMI agus ba cheart go mbeadh HDMI CEC casta air ar an teilifís agus ar an ngléas araon.

Eolas Gléis

Oscail an rogha seo chun féachaint ar eolas faoin ngléas nasctha.

11.3

Ainm agus Cineál Gléis



Nuair a nascann tú gléas nua leis an teilifís agus nuair a bhraitheann an teilifís an gléas, is féidir leat an deilbhín a fheileann don ghléas a thabhairt air. Má nascann tú gléas le cábla HDMI agus HDMI CEC, braithfidh an teilifís an cineál gléis go huathoibríoch agus tabharfar deilbhín cuí don ghléas.

Cinneann an cineál gléis stíl an phictiúir agus na fuaime, luachanna gléine, socruithe sainiúla nó an suíomh laistigh den roghchlár Foinsí. Ní gá imní a bheith ort faoi na socruithe is fearr.

Athainmnigh nó Athraigh Cineál

Is féidir leat i gcónaí ainm nó cineál gléis nasctha a athrú. Déan cuardach don deilbhín **+** ar thaobh na láimhe deise d'ainm an ghléis sa roghchlár Foinsí. Tá roinnt foinsí ionchuir teilifíse ann nach gceadaíonn athrú ainm.


Chun an cineál gléis a athrú...

- 1 - Roghnaigh an gléas sa roghchlár Foinsí.
- 2 - Brúigh **+** **OPTIONS**.
- 3 - Brúigh  **BACK** chun an méarchlár ar an scáileán a chur i bhfolach.
- 4 - Brúigh  (síos) chun gach cineál gléis atá ar fáil a aimsiú. Roghnaigh an cineál atá uait agus brúigh **OK**.

5 - Má tá uait an cineál gléis a athshocrú go dtí an cineál nascóra a bhí ann ag an tús, roghnaigh **Athshocraigh** agus brúigh **OK**.

6 - Roghnaigh **Dún** agus brúigh **OK** chun an roghchlár seo a dhúnadh.




Chun ainm an ghléis a athrú...

- 1 - Roghnaigh an gléas sa roghchlár Foinsí.
- 2 - Brúigh **+** **OPTIONS**.
- 3 - Brúigh  **BACK** chun an méarchlár ar an scáileán a chur i bhfolach.
- 4 - Úsáid an méarchlár ar chúl an chianrialtáin chun an t-ainm reatha a scriosadh agus ceann nua a chur isteach.
- 5 - Má tá uait ainm an ghléis a athshocrú go dtí an t-ainm a bhí ar an nascóir ag an tús, roghnaigh **Athshocraigh** agus brúigh **OK**.
- 6 - Roghnaigh **Dún** agus brúigh **OK** chun an roghchlár seo a dhúnadh.

Ríomhaire

Má nascann tú ríomhaire, molaimid duit ainm ceart an chineál gléis a thabhairt sa roghchlár Foinse don nasc a bhfuil an ríomhaire nasctha air. Má athraíonn tú do Ríomhaire ansin sa roghchlár Foinse, socrófar an teilifís go dtí an socrú Ríomhaire is fearr go huathoibríoch.

Chun an teilifís a shocrú go dtí an socrú is fearr a fheileann...

- 1 - Brúigh , roghnaigh Gach socrú agus brúigh OK.
- 2 - Roghnaigh Pictiúr agus brúigh  (deas) chun an roghchlár a oscailt..
- 3 - Roghnaigh Ardsocruithe > Ríomhaire.
- 4 - Roghnaigh Air nó As.
- 5 - Brúigh  (clé), arís agus arís eile, más gá, chun an roghchlár a dhúnadh.



Socruithe

12.1

Socruithe Minice

Cuachtar na socruithe is minice a úsáidtear sa roghchlár **Socruithe Minice**.

Chun an roghchlár a oscailt...

- 1 - Brúigh .
- 2 - Roghnaigh an socrú a bhfuil uait é a shuiteáil agus brúigh OK.
- 3 - Brúigh  BACK, mura bhfuil uait aon rud a athrú.



12.2

Pictiúr

Stíl Phictiúir

Roghnaigh Stíl

Chun an pictiúr a choigeartú go héasca, is féidir leat Stíl Pictiúir réamhshainithe a roghnú.

- 1 - Agus tú ag féachaint ar chainéal teilifíse, brúigh .
- 2 - Roghnaigh **Stíl Pictiúir**, agus roghnaigh ceann de na stíleanna sa liosta.
- 3 - Brúigh  (clé), arís agus arís eile, más gá, chun an roghchlár a dhúnadh.

Is iad na stíleanna atá ar fáil...

- **Pearsanta** - Na roghanna pictiúir a shocraíonn tú i rith na chéad suiteála.
- **Gléineach** - Feiliúnach d'fhéachaint i rith an lae
- **Nádúrtha** - Socruithe pictiúir nádúrtha
- **Caighdeánach** - An socrú is fearr ó thaobh choigilt fuinnimh - Socrú réamhshainithe
- **Scannán** - Feiliúnach d'fhéachaint ar scannáin
- **Grianghraf** - Feiliúnach d'fhéachaint ar ghrianghraif
- **Cluiche** - Feiliúnach do chluichíocht

Stíl a Shaincheapadh



Stóráltar aon socrú pictiúir a athraíonn tú, cosúil le Dath nó Codarsnacht, sa **Stíl Pictiúir** atá roghnaithe faoi láthair. Ligeann sé duit gach stíl a shaincheapadh. Is é an stíl **Pearsanta** an t-aon stíl atá in ann a socruithe a shábháil le haghaidh gach foinsé sa roghchlár Foinsí.

Stíl a Aisghabháil

Nuair atá Stíl Pictiúir roghnaithe agat, is féidir leat aon socrú pictiúir a athrú in **Gach Socrú > Pictiúr...**

Stórálfaidh an stíl atá roghnaithe na hathruithe atá déanta agat. Molaimid na socruithe pictiúir don stíl **Pearsanta** amháin a athrú. Tá an Stíl Pictiúir - Pearsanta in ann a socruithe a shábháil do gach foinsé indibhidiúl sa roghchlár Foinsí.




Chun an stíl a aisghabháil chuig an socrú bunaidh a bhí aici...

- 1 - Agus tú ag féachaint ar chainéal teilifíse, brúigh .
- 2 - Roghnaigh **Stíl Pictiúir**, agus roghnaigh an Stíl Pictiúir a bhfuil uait é a chur ar ais.
- 3 - Roghnaigh **Aisghabh Stíl** agus brúigh **OK**. Aisghabhtar an stíl.
- 4 - Brúigh  (clé), arís agus arís eile, más gá, chun an roghchlár a dhúnadh.

Baile nó Siopa

Má athraítear an **Stíl Pictiúir** ar ais go to **Gléineach** gach uair a chasann tú air an teilifís, socrófar suíomh na teilifíse go **Siopa**. Socrú é seo a bhaineann le tionscnaimh shiopa.

Chun an teilifís a shocrú d'úsáid sa Bhaile...







- 1 - Brúigh , roghnaigh **Gach socrú** agus brúigh **OK**.
- 2 - Roghnaigh **Socruithe Ginearálta** agus brúigh  chun an roghchlár a oscailt..
- 3 - Roghnaigh **Suíomh > Baile**.
- 4 - Brúigh  (clé), arís agus arís eile, más gá, chun an roghchlár a dhúnadh.

Socruithe pictiúir

Dath

Is féidir leat sáithiú datha an phictiúir a athrú le **Dath**.







Chun an dath a athrú...

- 1 - Brúigh , roghnaigh **Gach socrú** agus brúigh **OK**.
- 2 - Roghnaigh **Pictiúr** agus brúigh  (deas) chun an roghchlár a oscailt.
- 3 - Roghnaigh **Dath** agus brúigh  (deas).
- 4 - Brúigh na saigheada  (suas) nó  (síos) chun an luach a athrú.
- 5 - Brúigh  (clé), arís agus arís eile, más gá, chun an roghchlár a dhúnadh.

Codarsnacht

Is féidir leat codarsnacht an phictiúir a choigeartú le **Codarsnacht**.







Chun an codarsnacht athrú...

- 1 - Brúigh , roghnaigh Gach socrú agus brúigh OK.
- 2 - Roghnaigh Pictiúr agus brúigh  (deas) chun an roghchlár a oscailt..
- 3 - Roghnaigh Codarsnacht agus brúigh  (deas).
- 4 - Brúigh na saigheada  (suas) nó  (síos) chun an luach a athrú.
- 5 - Brúigh  (clé), arís agus arís eile, más gá, chun an roghchlár a dhúnadh.

Géire

Is féidir leat an leibhéal géire i mionsonraí an phictiúir a athrú le **Géire**.







Chun an ghéire a athrú...

- 1 - Brúigh , roghnaigh Gach socrú agus brúigh OK.
- 2 - Roghnaigh Pictiúr agus brúigh  (deas) chun an roghchlár a oscailt..
- 3 - Roghnaigh Géire agus brúigh  (deas).
- 4 - Brúigh na saigheada  (suas) nó  (síos) chun an luach a athrú.
- 5 - Brúigh  (clé), arís agus arís eile, más gá, chun an roghchlár a dhúnadh.

Codarsnacht, Gile

Is féidir leat leibhéal gile an chomhartha pictiúir a shocrú le **Gile**.

Chun an ghéire a athrú...

- 1 - Brúigh , roghnaigh Gach socrú agus brúigh OK.
- 2 - Roghnaigh Pictiúr agus brúigh  (deas) chun an roghchlár a oscailt..
- 3 - Roghnaigh Gile agus brúigh  (deas).
- 4 - Brúigh na saigheada  (suas) nó  (síos) chun an luach a athrú.
- 5 - Brúigh  (clé), arís agus arís eile, más gá, chun an roghchlár a dhúnadh.




Ardsocruithe Pictiúr

Ríomhaire

Má nascann tú ríomhaire, molaimid duit ainm ceart an chineál gléis a thabhairt sa roghchlár Foinse don nasc a bhfuil an ríomhaire nasctha air. Má athraíonn tú do **Ríomhaire** ansin sa roghchlár Foinse, socrófar an teilifís go dtí an socrú Ríomhaire is fearr go

huathoibríoch.

Chun an teilifís a shocrú go dtí an socrú is fearr a fheileann...




- 1 - Brúigh , roghnaigh Gach socrú agus brúigh OK.
- 2 - Roghnaigh Pictiúr agus brúigh  (deas) chun an roghchlár a oscailt..
- 3 - Roghnaigh Ardsocruithe > Ríomhaire.
- 4 - Roghnaigh Air nó As.
- 5 - Brúigh  (clé), arís agus arís eile, más gá, chun an roghchlár a dhúnadh.

Socruithe Datha

Breisiú Datha

Is féidir leat déine dathanna agus na sonraí i ndathanna geala a bhreisiú le **Breisiú Datha**.




Chun an leibhéal a athrú...

- 1 - Brúigh , roghnaigh Gach socrú agus brúigh OK.
- 2 - Roghnaigh Pictiúr agus brúigh  (deas) chun an roghchlár a oscailt..
- 3 - Roghnaigh Ardsocruithe > Dath > Breisiú Datha.
- 4 - Roghnaigh Uasmhéid, Meánach, Íosmhéid nó As.
- 5 - Brúigh  (clé), arís agus arís eile, más gá, chun an roghchlár a dhúnadh.

Teocht Datha

Is féidir leat an pictiúr a athrú go teocht datha réamshocraithe le **Teocht Datha** nó **Saincheaptha** a roghnú chun socrú teochta a shocrú tú féin le **Teocht Datha Saincheaptha**. Is do shainúsáideoirí atá Teocht datha agus Teocht datha shaincheaptha dírithe.






Chun luach réamshainithe a roghnú ...

- 1 - Brúigh , roghnaigh Gach socrú agus brúigh OK.
- 2 - Roghnaigh Pictiúr agus brúigh  (deas) chun an roghchlár a oscailt..
- 3 - Roghnaigh Ardsocruithe > Dath > Teocht Datha.
- 4 - Roghnaigh Normálta, Teolaí nó Fionnuar. Nó roghnaigh Saincheaptha má tá uait teocht datha a shaincheapadh tú féin.
- 5 - Brúigh  (clé), arís agus arís eile, más gá, chun an roghchlár a dhúnadh.

Teocht Datha Shaincheaptha

Is féidir leat teocht datha a shocrú tú féin le **Teocht Datha Saincheaptha**. Chun Teocht datha saincheaptha a shocrú, roghnaigh **Saincheaptha** ar dtús sa roghchlár Teocht Datha. Is do shainúsáideoirí atá Teocht Datha Saincheaptha dírithe.

Chun teocht datha saincheaptha a shocrú...




- 1 - Brúigh , roghnaigh **Gach socrú** agus brúigh **OK**.
- 2 - Roghnaigh **Pictiúr** agus brúigh  (deas) chun an roghchlár a oscailt..
- 3 - Roghnaigh **Ardsocruithe > Dath > Teocht Datha Saincheaptha**.
- 4 - Brúigh na saigheada  (suas) nó  (síos) chun an luach a athrú. Seasann WP do phointe bán agus BL do leibhéal dubh. Is féidir leat freisin ceann de na luachanna réamhshainithe a roghnú sa roghchlár seo.
- 5 - Brúigh  (clé), arís agus arís eile, más gá, chun an roghchlár a dhúnadh.

Socruithe Codarsnachta

Móid Codarsnachta

Is féidir leat an leibhéal ag ar féidir tomhaltas cumhachta a laghdú trí ghile an scáileáin a mhaolú a shocrú le **Mód Codarsnachta**. Roghnaigh é seo chun an tomhaltas cumhachta is fearr a fháil nó an pictiúr leis an déine is fearr.



Chun an leibhéal a athrú...

- 1 - Brúigh , roghnaigh **Gach socrú** agus brúigh **OK**.
- 2 - Roghnaigh **Pictiúr** agus brúigh  (deas) chun an roghchlár a oscailt..
- 3 - Roghnaigh **Ardsocruithe > Codarsnacht > Mód Codarsnachta**.
- 4 - Roghnaigh **Caighdeánach, Cumhacht is fearr, Pictiúr is fearr, nó As**.
- 5 - Brúigh  (clé), arís agus arís eile, más gá, chun an roghchlár a dhúnadh.

Codarsnacht Dhinimiciúil

Is féidir leat an leibhéal ag a bhfeabhsaíonn an teilifís sonraí i limistéir dhorcha, láir agus gheala an phictiúir go huathoibríoch a shocrú le **Codarsnacht Dhinimiciúil**.


Chun an leibhéal a athrú...

- 1 - Brúigh , roghnaigh **Gach socrú** agus brúigh **OK**.
- 2 - Roghnaigh **Pictiúr** agus brúigh  (deas) chun an roghchlár a oscailt..

3

- Roghnaigh **Ardsocruithe > Codarsnacht > Codarsnacht Dhinimiciúil**.






4

- Roghnaigh **Uasmhéid, Meánach, Íosmhéid nó As**.
- 5 - Brúigh  (clé), arís agus arís eile, más gá, chun an roghchlár a dhúnadh.

Codarsnacht Físe

Is féidir leat raon na codarsnachta físe a laghdú le **Codarsnacht Físe**.






Chun an leibhéal a athrú...

- 1 - Brúigh , roghnaigh **Gach socrú** agus brúigh **OK**.
- 2 - Roghnaigh **Pictiúr** agus brúigh  (deas) chun an roghchlár a oscailt..
- 3 - Roghnaigh **Ardsocruithe > Codarsnacht > Codarsnacht Físe**.
- 4 - Brúigh na saigheada  (suas) nó  (síos) chun an luach a athrú.
- 5 - Brúigh  (clé), arís agus arís eile, más gá, chun an roghchlár a dhúnadh.

Gáma

Is féidir leat socrú neamhlíneach a shocrú do lonras agus codarsnacht pictiúr le **Gáma**. Is do shainúsáideoirí atá an socrú gáma dírithe.

Chun an leibhéal a athrú...



- 1 - Brúigh , roghnaigh **Gach socrú** agus brúigh **OK**.
- 2 - Roghnaigh **Pictiúr** agus brúigh  (deas) chun an roghchlár a oscailt..
- 3 - Roghnaigh **Ardsocruithe > Codarsnacht > Gáma**.
- 4 - Brúigh na saigheada  (suas) nó  (síos) chun an luach a athrú.
- 5 - Brúigh  (clé), arís agus arís eile, más gá, chun an roghchlár a dhúnadh.

Socruithe Géire

Super Resolution

Casann tú géire ar ardchaighdeán air i gcás ciumhaiseanna línte agus imlínte le **Super Resolution**.

Chun casadh air nó as...

- 1 - Brúigh , roghnaigh **Gach socrú** agus brúigh **OK**.
- 2 - Roghnaigh **Pictiúr** agus brúigh  (deas) chun an

roghchlár a oscailt..

3 - Roghnaigh **Ardsocruithe** > **Géire** > **Super Resolution**.

4 - Roghnaigh **Air nó As**.

5 - Brúigh **◀** (clé), arís agus arís eile, más gá, chun an roghchlár a dhúnadh.

Géire, laghdú torainn

Is féidir leat leibhéal torann na híomhá a scagadh amach agus a laghdú le **Laghdú Torainn**.

Chun an laghdú torainn a athrú...

1 - Brúigh **⚙️**, roghnaigh **Gach socrú** agus brúigh **OK**.

2 - Roghnaigh **Pictiúr** agus brúigh **▶** (deas) chun an roghchlár a oscailt.

3 - Roghnaigh **Ardsocruithe** > **Géire** > **Laghdú Torainn**.

4

- Roghnaigh **Uasmhéid, Meánach, Íosmhéid** nó **As**.

5 - Brúigh **◀** (clé), arís agus arís eile, más gá, chun an roghchlár a dhúnadh.

Géire, Laghdú Déantáin MPEG

Is féidir leat na trasdulta digiteacha sa phictiúr a shlíomadh le **Laghdú Déantáin MPEG**. Is mar bhloic bheaga nó mar chiumhaiseanna eangacha in íomhánna is minicí a fheictear déantáin MPEG.

Chun na déantáin MPEG a laghdú...

1 - Brúigh **⚙️**, roghnaigh **Gach socrú** agus brúigh **OK**.

2 - Roghnaigh **Pictiúr** agus brúigh **▶** (deas) chun an roghchlár a oscailt.

3 - Roghnaigh **Ardsocruithe** > **Géire** > **Laghdú Déantáin MPEG**.

4

- Roghnaigh **Uasmhéid, Meánach, Íosmhéid** nó **As**.

5 - Brúigh **◀** (clé), arís agus arís eile, más gá, chun an roghchlár a dhúnadh.

Formáid Phictiúir

Bunúsach

Mura bhfuil an pictiúr ag líonadh an scáileáin ar fad, má tá barraí dubha ar taispeáint ag barr nó ag bun an scáileáin nó ar an dá thaobh, is féidir leat an pictiúr a athrú chun an scáileán a líonadh ar fad.

Chun ceann de na bunsocruithe a roghnú chun an scáileán a líonadh...

1 - Agus tú ag féachaint ar chainéal teilifíse, brúigh

⏮ (má tá fáil air ar do chianrialtán) nó brúigh **⚙️**.

2 - Roghnaigh **Formáid Pictiúir** > **Líon Scáileán, Cuir in oiriúint don scáileán** nó **Scáileán leathan**.

3 - Brúigh **◀** (clé), arís agus arís eile, más gá, chun an roghchlár a dhúnadh.

• **Líon Scáileán** – méadaíonn sé an pictiúr go huathoibríoch chun an scáileán a líonadh. Is beag díchumadh pictiúir atá ann agus bíonn na fotheidil le feiceáil i gcónaí. Níl sé feiliúnach d'ionchur ó ríomhaire. Tá roinnt formáidí pictiúir foircneacha in ann barraí dubha a thaispeáint i gcónaí.

• **Cuir in Oiriúint don Scáileán** – zúmálann sé an pictiúr isteach go huathoibríoch chun an scáileán a líonadh gan díchumadh. D'fhéadfadh barraí dubha a bheith le feiceáil. Níl sé feiliúnach d'ionchur ó ríomhaire.

• **Scáileán Leathan** – déanann sé an pictiúir a zúmáil go scáileán leathan go huathoibríoch.

Ardsocruithe

Mura bhfuil an dá bhunsocrú in ann an pictiúr a fhoráidíú ar an gcaoi atá uait, is féidir leat na hardsocruithe a úsáid. Athraíonn tú formáid do phictiúir de láimh ar do scáileán leis na hardsocruithe.

Is féidir leat an pictiúr a zúmáil, a shíneadh agus a aistriú go dtí go dtaispeánann sé a bhfuil uait – e.g. fotheidil ar iarraidh nó meirgi téacs scrollála. Má dhéanann tú an pictiúr a fhoráidíú le haghaidh Foinse ar leith – cosúil le consól cluiche nasctha – is féidir leat filleadh ar an socrú seo an chéad uair eile a úsáideann tú an consól cluiche. Stóráilann an teilifís an socrú deireanach a rinne tú do gach nasc.

Chun an pictiúr a fhoráidíú de láimh...

1 - Agus tú ag féachaint ar chainéal teilifíse, brúigh **⏮** (má tá fáil air ar do do chianrialtán) nó brúigh **⚙️**.

2 - Roghnaigh **Ardsocruithe** agus brúigh **OK**.

3 - **Úsáid Aistriú, Zúmáil, Sín** nó **Bunaidh** chun an pictiúr a athrú.

4 - Mar rogha air sin, roghnaigh **Socrú Deireanach** agus brúigh **OK** chun athrú ar ais go dtí an fhoráid a bhí stóráilte agat cheana.

5 - Nó roghnaigh **Cealaigh** chun filleadh go dtí an socrú pictiúir a bhí ann nuair a d'oscail tú **Formáid Pictiúir**.

• **Aistriú** – Roghnaigh na saigheada chun an pictiúr a aistriú. Ní féidir leat an pictiúr a aistriú ach amháin nuair atá sé zúmáilte isteach.

• **Zúmáil** – Roghnaigh na saigheada chun zúmáil isteach.

• **Sín** – Roghnaigh ar na saigheada chun an pictiúr a shíneadh go hingearach nó go cothrománach.




• **Cealaigh** – Roghnaigh chun filleadh go dtí an fhoráid pictiúir ar thosaigh tú léi.

• **Bunaidh** – Taispeánann sé formáid bhunaidh an phictiúir atá ag teacht isteach. Is formáid 1:1 picsil ar phicsil í seo. Is mód saineolaíoch é seo d'ionchur HD agus PC.

Mear-Socrú Fuaim

Shocraigh tú roinnt socruithe pictiúir go héasca i rith na chéad suiteála. Is féidir leat na céimeanna sin a dhéanamh arís le **Mear-Socrú Pictiúir**. Cinntigh gur féidir leis an teilifís tiúináil go dtí cainéal teilifíse nó go bhfuil sé in ann clár a thaispeáint ó ghléas nasctha.

Chun an pictiúr a shocrú i gcéimeanna éasca...

- 1 - Brúigh , roghnaigh **Gach socrú** agus brúigh **OK**.
- 2 - Roghnaigh **Pictiúr** agus brúigh  (deas) chun an roghchlár a oscailt..
- 3 - Roghnaigh **Mear-Socrú Pictiúir**.
- 4 - Roghnaigh **Tosaigh**. Úsáid na heochracha nascleanúna chun do rogha a dhéanamh.
- 5 - Ar deireadh roghnaigh **Críochnaigh**.
- 6 - Brúigh  (clé), arís agus arís eile, más gá, chun an roghchlár a dhúnadh.




12.3

Fuaim

Stíl Fuaim

Roghnaigh Stíl

Is féidir leat socrú réamhshainithe a roghnú le Stíl Fuaim chun an fhuaim a athrú go héasca.

- 1 - Agus tú ag féachaint ar chainéal teilifíse, brúigh .
- 2 - Roghnaigh **Fuaim** agus brúigh  (deas) chun an roghchlár a oscailt.
- 3 - Roghnaigh **Stíl Fuaim**, agus roghnaigh ceann de na stíleanna sa liosta.
- 4 - Brúigh  (clé), arís agus arís eile, más gá, chun an roghchlár a dhúnadh.

Is iad na stíleanna atá ar fáil...




- **Pearsanta** - Na roghanna fuaim a shocraíonn tú an chéad uair a chasann tú air í.
 - **Bunaidh** - An socrú fuaim is neadraí
 - **Scannán** - Feiliúnach d'fhéachaint ar scannáin
 - **Ceol** - Feiliúnach do cheol
 - **Cluiche** - Feiliúnach do chluichíocht
-
- **Nuacht** - Feiliúnach do chaint

Stíl a Aisghabháil

Agus Stíl Fuaim roghnaithe agat, is féidir leat aon socrú fuaim a athrú in **Suiteáil** > **Fuaim**...

Stórálfaidh an stíl atá roghnaithe na hathruithe atá déanta agat. Molaimid na socruithe fuaim a athrú don stíl **Pearsanta** amháin. Is féidir leis an Stíl Fuaim - Pearsanta a socruithe a shábháil do gach foinsé indibhidiúil sa roghchlár Foinsí.

Chun an stíl a aisghabháil chuig an socrú bunaidh a bhí aici...







- 1 - Agus tú ag féachaint ar chainéal teilifíse, brúigh .
- 2 - Roghnaigh **Fuaim** agus brúigh  (deas) chun an roghchlár a oscailt.
- 3 - Roghnaigh **Stíl Fuaim**, agus roghnaigh an Stíl Fuaim a bhfuil uait é a aisghabháil.
- 4 - Roghnaigh **Aisghabh Stíl**. Aisghabhhtar an stíl.
- 5 - Brúigh  (clé), arís agus arís eile, más gá, chun an roghchlár a dhúnadh.

Socruithe Fuaim

Dord

Is féidir leat leibhéal ton íseal san fhuaim a athrú le **Dord**.







Chun an leibhéal a athrú...

- 1 - Brúigh , roghnaigh **Gach socrú** agus brúigh **OK**.
- 2 - Roghnaigh **Fuaim** agus brúigh  (deas) chun an roghchlár a oscailt.
- 3 - Roghnaigh **Dord** agus brúigh  (deas).
- 4 - Brúigh na saigheada  (suas) nó  (síos) chun an luach a athrú.
- 5 - Brúigh  (clé), arís agus arís eile, más gá, chun an roghchlár a dhúnadh.

Tribil

Is féidir leat an leibhéal ton ard san fhuaim a athrú le **Faoi Thrí**.



Chun an leibhéal a athrú...

- 1 - Brúigh , roghnaigh **Gach socrú** agus brúigh **OK**.
- 2 - Roghnaigh **Fuaim** agus brúigh  (deas) chun an roghchlár a oscailt.
- 3 - Roghnaigh **Faoi Thrí** agus brúigh  (deas).
- 4 - Brúigh na saigheada  (suas) nó  (síos) chun an luach a athrú.
- 5 - Brúigh  (clé), arís agus arís eile, más gá, chun an roghchlár a dhúnadh.

Airde fuaim na gCluasán

Is féidir leat socrú ar leith a dhéanamh d'airde fuaimé cluasán nasctha le **hAirde Fuaimé na gCluasán**.

Chun an airde fuaimé a athrú...

- 1 - Brúigh , roghnaigh **Gach socrú** agus brúigh **OK**.
- 2 - Roghnaigh **Fuaim** agus brúigh  (deas) chun an roghchlár a oscailt.
- 3 - Roghnaigh **Airde fuaimé na gCluasán**.

4 - Brúigh na saigheada ▲ (suas) nó ▼ (síos) chun an luach a athrú.

5 - Brúigh ◀ (clé), arís agus arís eile, más gá, chun an roghchlár a dhúnadh.

Airde Fuaime Fo-Dhordaire

Má nascann tú fo-dhordaire Bluetooth gan sreang, is féidir leat airde fuaime an fho-dhordaire a ardú beagán nó a ísliú beagán.

Chun an airde fuaime a athrú beagán...

1 - Brúigh ⚙️, roghnaigh Gach socrú agus brúigh OK.

2 - Roghnaigh Fuaim agus brúigh ▶ (deas) chun an roghchlár a oscailt.

3 - Roghnaigh Airde Fuaime Fo-Dhordaire.

4 - Brúigh na saigheada ▲ (suas) nó ▼ (síos) chun an luach a athrú.

5 - Brúigh ◀ (clé), arís agus arís eile, más gá, chun an roghchlár a dhúnadh.

Mód Imfhuaime

Is féidir leat éifeacht fuaime na gcallairí teilifíse a shocrú le **Mód Imfhuaime**.

Chun an modh imfhuaime a shocrú...

1 - Brúigh ⚙️, roghnaigh Gach socrú agus brúigh OK.

2 - Roghnaigh Fuaim agus brúigh ▶ (deas) chun an roghchlár a oscailt.

3 - Roghnaigh Mód Imfhuaime.

4 - Roghnaigh Steiréó nó Incredible surround.

5 - Brúigh ◀ (clé), arís agus arís eile, más gá, chun an roghchlár a dhúnadh.

Lonnú Teilifíse

Mar chuid den chéad suiteáil, socraítear an socrú seo do **Ar sheastán teilifíse** nó **Gléasta ar an mBalla**. Má tá suíomh na teilifíse athraithe ó shin agat, athraigh an socrú sin dá réir le haghaidh an atáirgeadh fuaime is fearr.

1 - Brúigh ⚙️, roghnaigh Gach socrú agus brúigh OK.

2 - Roghnaigh Fuaim agus brúigh ▶ (deas) chun an roghchlár a oscailt.

3 - Roghnaigh Lonnú Teilifíse.

4 - Roghnaigh Ar sheastán teilifíse nó Gléasta ar an mballa.

5 - Brúigh ◀ (clé), arís agus arís eile, más gá, chun an roghchlár a dhúnadh.

Ardsocruithe Fuaime

Uath-Leibhéaladh Airde Fuaime

Is féidir leat an teilifís a shocrú chun difríochtaí tobanna san airde fuaime a leibhéaladh le **hUathleibhéaladh Airde Fuaime**. Bíonn sé sin ag teastáil go hiondúil ag tús na bhfógraí nó nuair atá tú ag athrú cainéal.

Chun casadh air nó as...

1 - Brúigh ⚙️, roghnaigh Gach socrú agus brúigh OK.

2 - Roghnaigh Fuaim agus brúigh ▶ (deas) chun an roghchlár a oscailt.

3 - Roghnaigh Ardsocruithe agus brúigh ▶ (deas) chun an roghchlár a oscailt.

4 - Roghnaigh Uathleibhéaladh Airde Fuaime agus brúigh ▶ (deas) chun an roghchlár a oscailt.

5 - Roghnaigh Air nó As.

6 - Brúigh ◀ (clé), arís agus arís eile, más gá, chun an roghchlár a dhúnadh.

Clear Sound

Feabhsaíonn tú an fhuaim do chaint le **Clear Sound**. Feileann sé go breá do chláir nuachta. Is féidir leat an feabhas cainte a chasadh air nó as.

Chun casadh air nó as...

1 - Brúigh ⚙️, roghnaigh Gach socrú agus brúigh OK.

2 - Roghnaigh Fuaim agus brúigh ▶ (deas) chun an roghchlár a oscailt.

3 - Roghnaigh Ardsocruithe > Clear Sound.

4 - Roghnaigh Air nó As.

5 - Brúigh ◀ (clé), arís agus arís eile, más gá, chun an roghchlár a dhúnadh.

Formáid Fuaime Amach

Má tá Córas Amharclainne Baile agat a bhfuil an cumas aige fuaim ilchainéil a phróiseáil, leithéidí Dolby Digital, DTS® nó a macasamhail, athraigh an socrú don fhormaid Fuaim Amach go Ilchainéal. Ligeann an socrú Ilchainéal don teilifís an comhartha fuaime ilchainéil comhbhrúite a sheoladh ó chainéal teilifíse nó seinnteoir nasctha go dtí an Córas Amharclainne Baile. Má tá Córas Amharclainne Baile agat nach bhfuil próiseáil fuaime ilchainéil aige, roghnaigh Steiréó.

Chun an Fhormaid Fuaime Amach a shocrú...

1 - Brúigh ⚙️, roghnaigh Gach socrú agus brúigh OK.

2 - Roghnaigh Fuaim agus brúigh ▶ (deas) chun an roghchlár a oscailt.

3 - Roghnaigh Ardsocruithe > Formáid Fuaime

Amach.

4 - Roghnaigh **Ilchainéal** nó **Steiréó**.

5 - Brúigh **◀** (clé), arís agus arís eile, más gá, chun an roghchlár a dhúnadh.

Leibhéaladh Fuaim Amach

Úsáid an socrú Leibhéaladh Fuaim Amach chun airde fuaim (treise) na teilifíse agus an Chórais Amharclainne Baile a chothromú nuair a athraíonn tú ó cheann amháin go ceann eile. Is féidir le difríochtaí i bpróiseáil fuaim a bheith in n-údar do dhifríochtaí in airde fuaim.

Chun an difríocht san airde fuaim a leibhéaladh...

1 - Brúigh **⚙️**, roghnaigh **Gach socrú** agus brúigh **OK**.

2 - Roghnaigh **Fuaim agus brúigh ▶** (deas) chun an roghchlár a oscailt.

3 - Roghnaigh **Ardsocruithe >** **Leibhéaladh Fuaim Amach**.

4 - Má tá difríocht mhór san airde fuaim, roghnaigh **Níos Mó**. Má tá difríocht bheag san airde fuaim, roghnaigh **Níos Lú**.

5 - Brúigh **◀** (clé), arís agus arís eile, más gá, chun an roghchlár a dhúnadh.

Baineann Leibhéaladh Fuaim Amach le comharthaí fuaim Fuaim Amach - Optúil agus HDMI ARC araon.

Moill ar Fhuaim Amach

Má shocraíonn tú moill sionc Fuaim ar do Chóras Amharclainne Baile chun an fhuaim a shioncronú leis an bpictiúr, ní mór duit **Moill ar Fhuaim Amach** ar an teilifís a chasadh as.

Chun an Mhoill ar Fhuaim Amach a chasadh as...

1 - Brúigh **⚙️**, roghnaigh **Gach socrú** agus brúigh **OK**.

2 - Roghnaigh **Fuaim agus brúigh ▶** (deas) chun an roghchlár a oscailt.

3 - Roghnaigh **Ardsocruithe >** **Moill ar Fhuaim Amach**.

4 - Roghnaigh **As**.

5 - Brúigh **◀** (clé), arís agus arís eile, más gá, chun an roghchlár a dhúnadh.

Seach-chur Fuaim Amach

Murar féidir leat moill a shocrú ar an gCóras Amharclainne Baile, is féidir leat moill a shocrú ar an teilifís le **Seach-Chur Fuaim Amach**.

Chun sioncronú leis an bhfuaim ar an teilifís...

1 - Brúigh **⚙️**, roghnaigh **Gach socrú** agus brúigh **OK**.

2 - Roghnaigh **Fuaim agus brúigh ▶** (deas) chun an roghchlár a oscailt.

3 - Roghnaigh **Ardsocruithe >** **Seach-chur Fuaim Amach**.

4 - Úsáid an barra sleamhnáin chun an seach-chur fuaim a shocrú.

5 - Brúigh **◀** (clé), arís agus arís eile, más gá, chun an roghchlár a dhúnadh.

Callairí

Roghnaigh do Challairí

Is féidir leat na callairí teilifíse a chasadh air nó as sa roghchlár seo. Má nascann tú Córas Amharclainne Baile nó callaire Bluetooth gan sreang, is féidir leat an gléas a sheinneann fuaim na teilifíse a roghnú. Taispeánfar gach córas callaire atá ar fáil sa liosta seo.

Má úsáideann tú nasc HDMI CEC do ghléas fuaim (cosúil le Córas Amharclainne Baile), is féidir leat EasyLink Autostart a roghnú. Casfaidh an teilifís an gléas fuaim air, seolfaidh sé fuaim na teilifíse chuig an ngléas agus casfaidh sé as callairí na teilifíse.

Chun callairí na teilifíse a shocrú...

1 - Brúigh **⚙️**, roghnaigh **Gach socrú** agus brúigh **OK**.

2 - Roghnaigh **Fuaim agus brúigh ▶** (deas) chun an roghchlár a oscailt.

3 - Roghnaigh **Ardsocruithe** agus brúigh **▶** (deas) chun an roghchlár a oscailt.

4 - Roghnaigh **Callairí** agus brúigh **▶** (deas) chun an roghchlár a oscailt.

5 - Roghnaigh **Air, As, nó EasyLink Autostart**.

6 - Brúigh **◀** (clé), arís agus arís eile, más gá, chun an roghchlár a dhúnadh.

12.4

Socruithe Ambilight

Ambilight, Air nó As

Chun tuilleadh eolais a fháil, in **Cabhair**, roghnaigh **Eochairfhocail** agus déan cuardach do **Stíl Ambilight**.

Socruithe Ambilight

Gile Ambilight

Is féidir leat leibhéal gile an Ambilight a shocrú le **Gile Ambilight**.

Chun an leibhéal a athrú...

1 - Brúigh **⚙️**, roghnaigh **Gach socrú** agus brúigh **OK**.

2 - Roghnaigh **Ambilight** agus

- brúigh. ➤ (deas) chun an roghchlár a oscailt.
3 - Roghnaigh Gile.
4 - Brúigh na saigheada ▲ (suas) nó ▼ (síos) chun an luach a athrú.
5 - Brúigh ◀ (clé), arís agus arís eile, más gá, chun an roghchlár a dhúnadh.

Sáithiú Ambilight

Is féidir leat leibhéal sáithithe Ambilight a shocrú le Sáithiú Ambilight.

Chun an leibhéal a athrú...

- 1 - Brúigh ⚙, roghnaigh Gach socrú agus brúigh OK.
- 2 - Roghnaigh Ambilight agus brúigh ➤ (deas) chun an roghchlár a oscailt.
- 3 - Roghnaigh Sáithiú.
- 4 - Brúigh na saigheada ▲ (suas) nó ▼ (síos) chun an luach a athrú.
- 5 - Brúigh ◀ (clé), arís agus arís eile, más gá, chun an roghchlár a dhúnadh.

Ardsocruithe Ambilight

Dath an Bhalla

Is féidir leat tionchar balla daite ar na dathanna Ambilight a neodrú le **Dath an Bhalla**. Roghnaigh dath an bhalla taobh thiar den teilifís agus cuirfidh an teilifís na dathanna Ambilight in oiriúint dó.

Chun dath an bhalla a roghnú . . .

- 1 - Brúigh ⚙, roghnaigh Gach socrú agus brúigh OK.
- 2 - Roghnaigh Ambilight agus brúigh ➤ (deas) chun an roghchlár a oscailt.
- 3 - Roghnaigh Ardsocruithe > Dath an Bhalla.
- 4 - Sa phailéad dathanna, roghnaigh an dath a mheitseálann dath an bhalla taobh thiar den teilifís.
- 5 - Brúigh ◀ (clé), arís agus arís eile, más gá, chun an roghchlár a dhúnadh.

Casadh As Teilifís

Is féidir leat Ambilight a shocrú chun casadh as láithreach nó dul in éag go mall nuair a chasann tú as an teilifís le **Cas as teilifís**. Tugann an dul in éag mall roinnt ama duit na gnáthshoilse a chasadh air sa seomra.

Chun an chaoi a chasann Ambilight as a roghnú...

- 1 - Brúigh ⚙, roghnaigh Gach socrú agus brúigh OK.
- 2 - Roghnaigh Ambilight agus brúigh ➤ (deas) chun an roghchlár a oscailt.
- 3 - Roghnaigh Ardsocruithe > Casadh As Teilifís.

- 4 - Roghnaigh Dul in éag go mall nó Casadh as láithreach.
- 5 - Brúigh ◀ (clé), arís agus arís eile, más gá, chun an roghchlár a dhúnadh.

Ambilight + Hue

Cumraigh

Céim 1 - Líonra

Sa chéad chéim seo, ullmhóidh tú an teilifís chun an **Philips Hue Bridge** a aimsiú. Ní mór don teilifís agus don Philips Hue Bridge an líonra céanna a úsáid.

Suiteáil...

- 1 - Nasc an Philips Hue Bridge leis an asraon cumhachta.
- 2 - Nasc an Philips Hue Bridge leis an ródaire céanna atá in úsáid agat don teilifís — úsáid cábla Ethernet chun nascadh.
- 3 - Cas air na bolgáin Hue.

Chun an cumrú a thosú...

- 1 - Brúigh ⚙, roghnaigh Gach socrú agus brúigh OK.
- 2 - Roghnaigh Ambilight > Ambilight+hue.
- 3 - Roghnaigh Cumraigh.
- 4 - Roghnaigh Tosaigh agus brúigh OK. Déanfaidh an teilifís cuardach don Philips Hue Bridge. Mura bhfuil an teilifís nasctha fós le do líonra, tosóidh an teilifís suiteáil an líonra i dtosach. Má thaispeántar an Philips Hue Bridge sa liosta ...

téigh go Céim 2 - Hue Bridge.

Chun tuilleadh eolais a fháil faoin gcaoi an teilifís a nascadh le do líonra baile, in **Cabhair**, roghnaigh **Eochairfhocail** agus déan cuardach do **Líonra, gan sreang**.

Céim 2 - Hue Bridge

Sa chéim seo a leanas, déanfaidh tú nasc idir an teilifís agus an **Philips Hue Bridge**. Ní féidir an teilifís a nascadh ach le Hue Bridge amháin.

Chun an Hue Bridge a nascadh...

- 1 - Nuair atá an teilifís nasctha leis an líonra, taispeánfaidh sé na Hue Bridges atá ar fáil. Murar aimsigh an teilifís do Hue Bridge fós, is féidir leat **Scan arís** a roghnú agus OK a bhrú. Má aimsíonn an teilifís an t-aon Hue Bridge atá agat, roghnaigh ainm an Hue Bridge agus brúigh OK. Má tá níos mó ná Hue Bridge amháin ar fáil duit, roghnaigh an Hue Bridge a bhfuil tú ag iarraidh é a úsáid agus brúigh OK.
- 2 - Roghnaigh Tosaigh agus brúigh OK.

3 - Anois téigh go dtí an Philips Hue Bridge agus brúigh an cnaipe nasc i lár an ghléis. Nascfaidh sé sin an Hue Bridge leis an teilifís. Déan é sin laistigh de 30 soicind. Dearbhóidh an teilifís má tá Hue Bridge nasctha leis an teilifís anois.

4 - Roghnaigh OK agus brúigh OK.

Nuair atá an Philips Hue Bridge nasctha leis an teilifís, téigh go dtí an leathanach **Bolgáin Hue**.

Céim 3 - Bolgáin Hue

Sa chéim seo a leanas, roghnóidh tú na **bolgáin Philips Hue** a bhfuil orthu **Ambilight** a leanúint. Is féidir suas le 9 bolgáin Philips Hue a roghnú do **Ambilight**+lí.

Chun na bolgáin a roghnú do **Ambilight**+lí...

1 - Marcáil na bolgáin sa liosta nach mór dóibh **Ambilight** a leanúint. Chun bolgán a mharcáil, roghnaigh ainm an bholgáin agus brúigh OK. Nuair a marcálann tú bolgán, déanfaidh an bolgán caochail amháin.

2 - Nuair atá sé sin déanta agat, roghnaigh OK agus brúigh OK.

Céim 4 - Cumraigh Bolgán

Sa chéim seo a leanas, cumróidh tú gach ceann de na **bolgáin Philips Hue**.

Chun gach bolgán Hue a chumrú ...

1 - Roghnaigh bolgán chun é a chumrú agus brúigh OK. Tá an bolgán a roghnaigh tú ag caochail.

2 - Roghnaigh **Tosaigh** agus brúigh OK.

3 - Tabhair le fios i dtosach an áit ar lonnaigh tú an bolgán i dtéarmaí na teilifíse. Má shocraítear an socrú **Uillinn** i gceart, seolfaidh sé an dath ceart **Ambilight** chuig an mbolgán. Roghnaigh an barra sleamhnán chun an suíomh a athrú.

4 - Is é an dara céim ná an **tAchar** idir an bolgán agus an teilifís a thabhairt le fios. Éiríonn an dath **Ambilight** níos laige nuair a lonnaítear níos faide ón teilifís é. Roghnaigh an barra sleamhnáin chun an t-achar a athrú.

5 - Ar deireadh, socraigh **Gile** an bholgáin. Roghnaigh an barra sleamhnáin chun an gile a athrú.

6 - Chun éirí as an bolgán seo a chumrú, roghnaigh OK agus brúigh OK.

7 - Sa roghchlár **Cumraigh Ambilight+hue**, is féidir leat déanamh amhlaidh do gach bolgán.


8 - Nuair atá gach bolgán **Ambilight**+lí cumraithe, roghnaigh **Críochnaigh** agus brúigh OK.

Ambilight+lí réidh le haghaidh úsáide.

Cas as


Chun **Ambilight+hue** a chasadh as...

1 - Brúigh , roghnaigh **Gach socrú** agus brúigh OK.

2 - Roghnaigh **Ambilight** agus brúigh  (deas) chun an roghchlár a oscailt.

3 - Roghnaigh **Ambilight+hue**.

4 - Roghnaigh **As**, nó **Air**.


5 - Brúigh  (clé), arís agus arís eile, más gá, chun an roghchlár a dhúnadh.

Tumadh



Is féidir leat an chaoi a leanann na bolgáin Hue an **Ambilight** le **Tumadh**.


Chun tumadh **Ambilight+hue** a athrú...

1 - Brúigh , roghnaigh **Gach socrú** agus brúigh OK.

2 - Roghnaigh **Ambilight** agus brúigh  (deas) chun an roghchlár a oscailt.

3 - Roghnaigh **Ambilight+hue > Tumadh**.

4 - Brúigh na saigheada  (suas) nó  (síos) chun an luach a athrú.


5 - Brúigh  (clé), arís agus arís eile, más gá, chun an roghchlár a dhúnadh.

Lounge Light+hue

Má tá **Ambilight**+lí suiteáilte agat, is féidir leat ligint do na bolgáin hue an **Solas Tolglainne** ó **Ambilight** a leanúint. Leathnóidh na lampaí Philips Hue an éifeacht **Solas Tolglainne** ar fud an tseomra. Nuair a chumraíonn tú **Ambilight**+lí, castar na bolgáin hue air agus socraítear iad chun an **Solas Tolglainne** a leanúint. Mura bhfuil tú ag iarraidh go leanfaidh na bolgáin hue an **Solas Tolglainne**, is féidir leat na bolgáin a chasadh as.


Chun na bolgáin hue a chasadh as...

1 - Brúigh , roghnaigh **Gach socrú** agus brúigh OK.

2 - Roghnaigh **Ambilight** agus brúigh  (deas) chun an roghchlár a oscailt.

3 - Roghnaigh **Ambilight+hue > Lounge Light+hue**.




4 - Roghnaigh **As**.

5 - Brúigh  (clé), arís agus arís eile, más gá, chun an roghchlár a dhúnadh.

Féach ar Chumraíocht




Is féidir leat féachaint ar shuiteáil reatha **Ambilight+hue**, an líonra, an Droichead agus na bolgáin le **Féach ar Chumraíocht**.

Chun féachaint ar chumraíocht **Ambilight+hue** ...

- 1 - Brúigh , roghnaigh Gach socrú agus brúigh OK.
- 2 - Roghnaigh Ambilight agus brúigh  (deas) chun an roghchlár a oscailt.
- 3 - Roghnaigh Ambilight+hue > Féach ar Chumraíocht.
- 4 - Brúigh  (clé), arís agus arís eile, más gá, chun an roghchlár a dhúnadh.

Athshocraigh Cumraíocht

Chun Ambilight+hue a athshocrú ...

- 1 - Brúigh , roghnaigh Gach socrú agus brúigh OK.
- 2 - Roghnaigh Ambilight agus brúigh  (deas) chun an roghchlár a oscailt.
- 3 - Roghnaigh Ambilight+hue > Athshocraigh Cumraíocht. Athshocraítear an chumraíocht.
- 4 - Brúigh  (clé), arís agus arís eile, más gá, chun an roghchlár a dhúnadh.

12.5

Éicea-Socruithe




Tíosach ar Fhuinneamh

Cuachann Éicea-socruithe  na socruithe a chabhraíonn leis an gcomhshaol.

Tíosach ar Fhuinneamh

Má roghnaíonn tú Coigilt Fuinnimh, athraíonn an teilifís go Stíl Pictiúir - Caighdeánach go huathoibríoch, an socrú is fearr choigilt fuinnimh don phictiúr.



Chun Coigilt Fuinnimh a shocrú don teilifís...


- 1 - Brúigh , roghnaigh Gach socrú agus brúigh OK.
- 2 - Roghnaigh Éicea-socruithe agus brúigh  (deas) chun an roghchlár a oscailt.
- 3 - Clíceáil Coigilt Fuinnimh, socraítear an Stíl Pictiúir do Caighdeánach go huathoibríoch.
- 4 - Brúigh  (clé), arís agus arís eile, más gá, chun an roghchlár a dhúnadh.

Scáileán As

Mura n-éistíonn tú ach le ceol, is féidir leat scáileán na teilifíse a chasadh as chun fuinneamh a choigilt.

Chun díreach scáileán na teilifíse a chasadh as...

- 1 - Brúigh , roghnaigh Gach socrú agus brúigh OK.
- 2 - Roghnaigh Éicea-socruithe agus brúigh  (deas) chun an roghchlár a oscailt.

- 3 - Roghnaigh Scáileán As. Casfaidh an scáileán as.
- 4 - Brúigh  (clé), arís agus arís eile, más gá, chun an roghchlár a dhúnadh.







Chun an scáileán a chur ar siúl arís, brúigh aon eochar ar an gcianrialaitheoir.

Amadóir Casta As

Má fhaigheann an teilifís comhartha teilifíse ach mura mbrúfaidh tú méar ar an gcianrialtán i rith thréimhse 4 uair, casfaidh an teilifís as go huathoibríoch chun fuinneamh a choigilt. Anuas air sin, mura bhfaigheann an teilifís comhartha teilifíse nó ordú cianrialtáin ar feadh 10 nóiméad, casfaidh an teilifís as go huathoibríoch.

Má úsáideann tú an teilifís mar mhonatóir nó má úsáideann tú glacadóir digiteach chun féachaint ar an teilifís (Bosca bairr - STB) agus mura n-úsáideann tú cianrialtán na teilifíse, ba cheart duit an socrú chun an gléas a chasadh as go huathoibríoch a dhíghníomhachtú.

Chun an tAmadóir Casta As a dhíghníomhachtú ...




- 1 - Brúigh , roghnaigh Gach socrú agus brúigh OK.
- 2 - Roghnaigh Éicea-socruithe agus brúigh  (deas) chun an roghchlár a oscailt.
- 3 - Roghnaigh Amadóir Casta as.
- 4 - Brúigh na saigheada  (suas) nó  (síos) chun an luach a athrú. Díghníomhachtóidh an luach  an casadh as uathoibríoch.
- 5 - Brúigh  (clé), arís agus arís eile, más gá, chun an roghchlár a dhúnadh.

12.6

Socruithe Ginearálta

Diosca Crua USB

Chun Diosca Crua USB a shuiteáil agus a fhormáidiú...



- 1 - Brúigh , roghnaigh Gach socrú agus brúigh OK.
- 2 - Roghnaigh Socruithe Ginearálta agus brúigh  (deas) chun an roghchlár a oscailt.
- 3 - Roghnaigh Diosca cruu USB
- 4 - Roghnaigh Tosaigh, ansin lean na treoracha ar an scáileán.
- 5 - Brúigh  (clé), arís agus arís eile, más gá, chun an roghchlár a dhúnadh.

Chun tuilleadh eolais a fháil faoin gcaoi Diosca Crua USB a shuiteáil, in CabhairHelp, roghnaigh Eochairfhocail agus déan cuardach do Diosca Crua USB, suiteáil nó Suiteáil, Diosca Crua USB .

Socruithe Méarchláir USB

Cas air an teilifís agus nasc an méarchláir USB le ceann de na naisc USB ar an teilifís chun an méarchláir USB a shuiteáil. Nuair a bhraitheann an teilifís an méarchláir den chéad uair, is féidir leat leagan amach do mhéarchláir a roghnú agus do rogha a thástáil. Má roghnaíonn tú leagan amach méarchláir Choireallaigh nó Ghréigise ar dtús, is féidir leat leagan amach méarchláir Laidinigh a roghnú mar cheann tánaisteach.





Chun socrú leagan amach an mhéarchláir a athrú nuair a roghnaíodh leagan amach...

- 1 - Brúigh , roghnaigh Gach socrú agus brúigh OK.
- 2 - Roghnaigh Socruithe Ginearálta agus brúigh  (deas) chun an roghchlár a oscailt.
- 3 - Roghnaigh Socruithe Méarchláir USB chun suiteáil an mhéarchláir a thosú.

Gile Logó Philips

Is féidir leat gile an lógó Philips ar aghaidh na teilifíse a chasadh as nó a choigeartú.

Chun é a choigeartú nó a chasadh as...

- 1 - Brúigh , roghnaigh Gach socrú agus brúigh OK.
- 2 - Roghnaigh Socruithe Ginearálta agus brúigh  (deas) chun an roghchlár a oscailt.
- 3 - Roghnaigh Gile Lógó Philips, agus brúigh  (deas) chun an roghchlár a oscailt.
- 4 - Roghnaigh Íosmhéid, Meánach, Uasmhéid, nó As chun soilsiú an lógó a chasadh as.
- 5 - Brúigh  (clé), arís agus arís eile, más gá, chun an roghchlár a dhúnadh.




Baile nó Siopa


Má tá an teilifís lonnaithe i siopa, is féidir leat an teilifís a shocrú chun meirge promóisin siopa a thaispeáint. Déanfar an Stíl Pictiúir a athrú go Gléineach go huathoibríoch. Tá an tAmadóir Casta as casta as.

Chun an teilifís a shocrú le haghaidh suíomh Siopa...

- 1 - Brúigh , roghnaigh Gach socrú agus brúigh OK.

2 - Roghnaigh Socruithe Ginearálta agus brúigh  (deas) chun an roghchlár a oscailt.





3 - Roghnaigh Suíomh > Siopa.

4 - Brúigh  (clé), arís agus arís eile, más gá, chun an roghchlár a dhúnadh.

Má úsáideann tú an teilifís sa bhaile, athraigh suíomh na teilifíse go Baile.

Suiteáil Siopa





Má tá an teilifís socraithe do Siopa, is féidir leat fáil físeáin thaispeána faoi leith a shocrú le haghaidh a úsáide i siopa.

- 1 - Brúigh , roghnaigh Gach socrú agus brúigh OK.
- 2 - Roghnaigh Socruithe Ginearálta agus brúigh  (deas) chun an roghchlár a oscailt.
- 3 - Roghnaigh Suiteáil Siopa agus brúigh  (deas) chun an roghchlár a oscailt.
- 4 - Athraigh na socruithe de réir mar a thograíonn tú.
- 5 - Brúigh  (clé), arís agus arís eile, más gá, chun an roghchlár a dhúnadh.

EasyLink




EasyLink

Chun EasyLink a chasadh as go hiomlán...

- 1 - Brúigh , roghnaigh Gach socrú agus brúigh OK.
- 2 - Roghnaigh Socruithe Ginearálta agus brúigh  (deas) chun an roghchlár a oscailt.
- 3 - Roghnaigh EasyLink, brúigh  (deas) agus roghnaigh EasyLink céim amháin eile.
- 4 - Roghnaigh As.
- 5 - Brúigh  (clé), arís agus arís eile, más gá, chun an roghchlár a dhúnadh.

Cianrialtán EasyLink

Chun cianrialtán EasyLink a chasadh as...

- 1 - Brúigh , roghnaigh Gach socrú agus brúigh OK.
- 2 - Roghnaigh Socruithe Ginearálta agus brúigh  (deas) chun an roghchlár a oscailt.
- 3 - Roghnaigh EasyLink > Cianrialtán Easylink.
- 4 - Roghnaigh As.
- 5 - Brúigh  (clé), arís agus arís eile, más gá, chun an roghchlár a dhúnadh.

Ardsocruithe

Eolaire Teilifíse

Faigheann an t-eolaire teilifíse eolas (sonraí) ó chraoltóirí nó ón Idirlíon. D'fhéadfadh eolas eolaire teilifíse gan a bheith ar fáil i roinnt réigiún agus i gcás roinnt cainéal. Is féidir leis an teilifís eolas eilifíse a bhailiú do na cainéil atá suiteáilte ar an teilifís. Ní féidir leis an teilifís eolas Eolaire Teilifíse a bhailiú do chainéil a bhféachtar orthu ó ghlacadóir digiteach nó díchódóir.




Is é an réamhshocrú atá ar an teilifís maidir le heolas ná **Ón gCraoltóir**.

Má thagann eolas Eolaire Teilifíse ón Idirlíon, is féidir leis an Eolaire Teilifíse cainéil analógacha a liostáil in aice leis na cainéil dhigiteacha. Taispeánann roghchlár an Eolaire Teilifíse freisin scáileán beag taobh istigh den chainéal reatha.

Ón Idirlíon

Má tá an teilifís nasctha leis an Idirlíon, is féidir leat an teilifís a shocrú chun eolas Eolaire Teilifíse a fháil ón Idirlíon.

Chun eolas Eolaire Teilifíse a shocrú...





- 1 - Brúigh , roghnaigh **Gach socrú** agus brúigh **OK**.
- 2 - Roghnaigh **Socruithe Ginearálta** agus brúigh  (deas) chun an roghchlár a oscailt.
- 3 - Roghnaigh **Ardsocruithe > Eolaire Teilifíse > Ón Idirlíon**.
- 4 - Brúigh  (clé), arís agus arís eile, más gá, chun an roghchlár a dhúnadh.

Lógónna Cainéal

Tá an teilifís in ann lógónna cainéal a thaispeáint i roinnt tíortha.




Mura bhfuil uait go dtaispeánfar na lógónna sin, is féidir leat iad a chasadh as.

Chun na lógónna a chasadh as...

- 1 - Brúigh , roghnaigh **Gach socrú** agus brúigh **OK**.
- 2 - Roghnaigh **Socruithe Ginearálta** agus brúigh  (deas) chun an roghchlár a oscailt.
- 3 - Roghnaigh **Ardsocruithe > Lógónna Cainéil** agus brúigh  (deas) chun an roghchlár a oscailt.
- 4 - Roghnaigh **As**.
- 5 - Brúigh  (clé), arís agus arís eile, más gá, chun an roghchlár a dhúnadh.

HbbTV

Má thairgeann cainéal teilifíse leathanaigh HbbTV, ní mór duit HbbTV a chasadh air ar dtús i socruithe na teilifíse chun féachaint ar na leathanaigh.

- 1 - Brúigh , roghnaigh **Gach socrú** agus brúigh **OK**.
- 2 - Roghnaigh **Socruithe Ginearálta** agus brúigh  (deas) chun an roghchlár a oscailt.
- 3 - Roghnaigh **Ardsocruithe > HbbTV**.
- 4 - Roghnaigh **Air nó As**.
- 5 - Brúigh  (clé), arís agus arís eile, más gá, chun an roghchlár a dhúnadh.




Má tá uait rochtain ar leathanaigh HbbTV a sheachaint ar chainéal ar leith, is féidir leat na leathanaigh HbbTV a bhlocáil don chainéal sin amháin.

- 1 - Tiúin go dtí an cainéal a bhfuil uait na leathanaigh HbbTV a bhlocáil.
- 2 - Brúigh **+ OPTIONS**, roghnaigh **Sár-roghanna > HbbTV ar an gCainéal seo**.
- 3 - Roghnaigh **As**.

Socruithe monarchan

Is féidir leat an teilifís a athrú ar ais go dtí na socruithe teilifíse a bhí ann ó thús (na socruithe monarchan).


Chun athrú ar ais go dtí na socruithe bunaidh...

- 1 - Brúigh , roghnaigh **Gach socrú** agus brúigh **OK**.
- 2 - Roghnaigh **Socruithe Ginearálta** agus brúigh  (deas) chun an roghchlár a oscailt.
- 3 - Roghnaigh **Socruithe monarchan**.
- 4 - Roghnaigh **OK**.
- 5 - Brúigh  (clé), arís agus arís eile, más gá, chun an roghchlár a dhúnadh.

Athshuiteáil an teilifís

Is féidir leat suiteáil iomlán teilifíse a dhéanamh arís. Déanfar an teilifís a athshuiteáil go hiomlán.


Chun suiteáil iomlán teilifíse a athdhéanamh...

- 1 - Brúigh , roghnaigh **Gach socrú** agus brúigh **OK**.
- 2 - Roghnaigh **Socruithe Ginearálta** agus roghnaigh **Athshuiteáil teilifís**.
- 3 - Lean na treoracha ar an scáileán. D'fhéadfadh an tsuiteáil roinnt nóiméad a thógáil.

Clog, Réigiún agus Teanga

Teanga teilifíse

Chun teanga na roghchlár agus teachtaireachtaí teilifíse a athrú...

- 1 - Brúigh , roghnaigh Gach socrú agus brúigh OK.
- 2 - Roghnaigh Réigiún agus Teanga agus brúigh > (deas) chun an roghchlár a oscailt.
- 3 - Roghnaigh Teanga > Teanga Roghchlár.
- 4 - Roghnaigh an teanga atá uait agus brúigh OK.
- 5 - Brúigh < (clé), arís agus arís eile, más gá, chun an roghchlár a dhúnadh.


Roghanna Teanga

Socruithe Fuaime Teanga

Is féidir le cainéil dhigiteacha teilifíse fuaim a chraoladh i gcás roinnt teangacha labhartha do chlár. Is féidir leat an phríomhtheanga fuaime agus an teanga thánaisteach fuaime is fearr leat a shocrú. Má tá fuaim ar fáil i gceann de na teangacha sin, athróidh an teilifís go dtí an fhuaim sin.

Mura bhfuil aon cheann de na teangacha fuaime is fearr leat ar fáil, is féidir leat teanga fuaime eile atá ar fáil a roghnú.

Chun an phríomhtheanga agus an teanga thánaisteach fuaime a shocrú...

- 1 - Brúigh , roghnaigh Gach socrú agus brúigh OK.
- 2 - Roghnaigh Reigiún agus Teanga agus brúigh > (deas) chun an roghchlár a oscailt.
- 3 - Roghnaigh Teangacha > Fuaim Phríomhúil nó Fuaim Thánaisteach.
- 4 - Roghnaigh an teanga atá uait.
- 5 - Brúigh < (clé), arís agus arís eile, más gá, chun an roghchlár a dhúnadh.

Fotheidil

Cas As

Chun Fotheidil a chasadh air, brúigh SUBTITLE.

Is féidir leat fotheidil a chasadh Air, As nó Air i rith Balbhaithe.


Nó chun fotheidil a thaispeáint go huathoibríoch nuair nach bhfuil an clár atá á chraoladh i dteanga na tíre – an teanga atá socraithe don teilifís – roghnaigh Uathoibríoch. Taispeánfaidh an socrú seo freisin Fotheidil go huathoibríoch nuair a bhalbhaíonn tú an fhuaim.

Socruithe Teanga Fotheideal

Is féidir le cainéil dhigiteacha roinnt teangacha fotheideal a thairiscint do chlár. Is féidir leat príomhtheanga fotheideal agus teanga thánaisteach a shocrú d'fhotheidil. Má tá fotheidil ar fáil i gceann de na teangacha sin, taispeánfaidh an teilifís iad.

Mura bhfuil aon cheann de na teangacha fotheideal is fearr leat ar fáil, is féidir leat teanga fotheideal eile atá ar fáil a roghnú.

Chun an phríomhtheanga agus teanga thánaisteach fotheideal a shocrú...

- 1 - Brúigh , roghnaigh Gach socrú agus brúigh OK.
- 2 - Roghnaigh Réigiún agus Teanga agus brúigh > (deas) chun an roghchlár a oscailt.
- 3 - Roghnaigh Teangacha > Fotheidil Phríomhúla nó Fotheidil Thánaisteacha.
- 4 - Roghnaigh an teanga atá uait.
- 5 - Brúigh < (clé), arís agus arís eile, más gá, chun an roghchlár a dhúnadh.

Fotheidil ó Théacs

Má thiúnnann tú do chainéal analógach, ní mór duit na fotheidil a chur ar fáil de láimh do gach cainéal.

- 1 - Athraigh go dtí cainéal agus brúigh TEXT chun Téacs a oscailt.
- 2 - Cuir isteach uimhir an leathanaigh a bhfuil na fotheidil orthu, 888 go hiondúil.
- 3 - Brúigh TEXT arís chun Téacs a dhúnadh.

Má roghnaíonn tú Air i roghchlár na bhFotheideal nuair atá tú ag féachaint ar chainéal analógach, taispeánfar fotheidil má tá siad ar fáil.

Teangacha Téacs / Teilithéacs

Leathanaigh Téacs

Chun Téacs/Teilithéacs a oscailt agus tú ag féachaint ar chainéil teilifíse, brúigh TEXT. Chun Téacs a dhúnadh, brúigh TEXT arís.

Roghnaigh leathanach téacs

Chun leathanach a roghnú... . .

- 1 - Cuir isteach uimhir an leathanaigh leis na heochracha uimhreacha.
- 2 - Úsáid na heochracha saighde chun nascleanúint.
- 3 - Brúigh eochair datha chun ábhar atá dathchódaithe a roghnú ag bun an scáileáin.

Foleathanaigh téacs

Tá roinnt foleathanach in ann a bheith ag leathanach téacs. Taispeántar uimhreacha na bhfoleathanach ar bharr in aice le huimhir an phríomhleathanaigh.

Chun foleathanch a roghnú, brúigh < nó >.

T.O.P. Leathanaigh téacs

Tairgeann roinnt craoltóirí Téacs T.O.P. Téacs. Chun T.O.P. a oscailt Leathanaigh Téacs laistigh de Théacs, brúigh + OPTIONS agus roghnaigh forbhreathnú T.O.P.

Leathanaigh ceanán

Déanann an teilifís liosta den 10 leathanach Téacs deireanacha a d'oscail tú. Is féidir leat iad a athoscailt sa cholún Leathanaigh Téacs Ceanán.

1 - In Téacs, roghnaigh an réalta ar bharr an scáileáin ar thaobh na láimhe clé chun colún na leathanach ceanán a thaispeáint.

2 - Brúigh ▼ (síos) nó ▲ (suas) chun uimhir leathanaigh a roghnú agus brúigh OK chun an leathanach a oscailt.

Is féidir leat an liosta a ghlanadh leis an rogha Glan leathanaigh ceanán.

Téacs a chuardach

Is féidir leat focal a roghnú agus Téacs a scanadh le haghaidh gach ásc den fhocal sin.

1 - Oscail leathanach Téacs agus brúigh OK.

2 - Roghnaigh focal nó uimhir leis na méaracha saighde.

3 - Brúigh OK arís chun dul díreach go dtí an chéad ásc eile den fhocal nó den uimhir sin.

4 - Brúigh OK arís chun dul go dtí an chéad ásc eile.

5 - Chun an cuardach a stopadh, brúigh ▲ (suas) go dtí nach bhfuil aon rud roghnaithe.

Téacs ó ghléas nasctha

Tá roinnt gléasanna a fhaigheann cainéil teilifíse in ann Téacs a thairgeadh freisin.

Chun Téacs a oscailt ó ghléas nasctha . . .

1 - Brúigh 📺 roghnaigh an gléas agus brúigh OK.

2 - Agus tú ag féachaint ar chainéal ar an ngléas, brúigh + OPTIONS , roghnaigh Taispeáin eochracha an ghléis agus roghnaigh an eochair 📄 agus brúighOK.

3 - Brúigh ← BACK chun na heochracha gléis a chur i bhfolach.

4 - Chun Téacs a dhúnadh, brúigh ← BACK arís.

Téacs (Ríocht Aontaithe amháin)

Tairgeann roinnt craoltóirí teilifíse digití Téacs Digiteach nó teilifís idirghníomhach ar a gcainéil dhigiteacha teilifíse. Áirítear leis seo gnáth-Théacs a úsáidtear leis na heochracha uimhreacha, dathanna agus nascleanúna chun roghanna a dhéanamh agus chun bogadh.

Chun Téacs Digiteach a dhúnadh, brúigh ← BACK.

Roghanna Téacs

Brúigh + OPTIONS in Téacs/Teilitéacs chun na rudaí seo a leanas a roghnú...

• Reoigh leathanach

Chun rothlú uathoibríoch fo-leathanach a stopadh.

• Déscáileán / Scáileán iomlán

Chun an cainéal teilifíse agus Téacs a thaispeáint in aice a chéile.

• Forbhreathnú T.O.P.

Chun T.O.P. a oscailt Téacs.

• Méadaigh

Chun an leathanach Téacs a mhéadú le go mbeidh sé éasca é a léamh.

• Nocht

Chun eolas atá i bhfolach ar an leathanach a thaispeáint.

• Timthriall foleathanach

Chun fo-leathanaigh a thimthriall nuair atá fáil orthu .

• Teanga

Chun an grúpa carachtar a mbaineann Téacs úsáid astu chun taispeáint i gceart a athrú.

• Téacs 2.5

Chun Téacs 2.5 a ghníomhachtú le haghaidh tuilleadh dathanna agus grafaicí níos fearr.

Téacs a Shuiteáil

Teanga théacs

Bíonn roinnt teangacha Téacs ar fáil ag roinnt craoltóirí teilifíse digití.

Chun an phríomhtheanga agus an teanga thánaisteach Téacs a shocrú . . .

1 - Brúigh ⚙️, roghnaigh Gach socrú agus brúigh OK.

2 - Roghnaigh Réigiúin agus Teanga agus brúigh ▶ (deas) chun an roghchlár a oscailt.

3 - Roghnaigh Teanga > Príomhthéacs nó Téacs Tánaisteach.

4 - Roghnaigh na teangacha Téacs is fearr leat.

5 - Brúigh ◀ (clé), arís agus arís eile, más gá, chun an roghchlár a dhúnadh.

Téacs 2.5

Má tá sé ar fáil, tairgeann Text 2.5 níos mó dathanna agus grafaicí níos fearr. Gníomhachtaítear Text 2.5 mar shocrú caighdeánach monarchan.

Chun Téacs 2.5 a chasadh as...

1 - Brúigh TEXT.

2 - Nuair atá Téacs/Teilitéacs oscailte ar an scáileán, brúigh +OPTIONS.

3 - Roghnaigh Téacs 2.5 > As.

4 - Brúigh ◀ (clé), arís agus arís eile, más gá, chun an roghchlár a dhúnadh.

Clog



Dáta agus Am

Uathoibríoch

Is é **Uathoibríoch** an socrú caighdeánach do chlog na teilifíse. Is as faisnéis craolta UTC - Am Uilíoch Comhordaithe a thagann an t-eolas ama.

Mura bhfuil an clog ceart, is féidir leat clog na teilifíse a athrú go **Ag Brath ar an Tír**. I gcás roinnt tíortha, is féidir leat crios ama sonrach a roghnú nó seach-chur ama a shocrú. I gcás roinnt tíortha agus roinnt oibríteoirí líonra, cuirtear na socruithe cloig i bhfolach chun socrú cloig míchruinn a sheachaint.

Chun clog na teilifíse a shocrú...






- 1 - Brúigh , roghnaigh **Gach socrú** agus brúigh **OK**.
- 2 - Roghnaigh **Reigiún agus Teanga** agus roghnaigh **Clog > Mód Uath-Chloig**.
- 3 - Roghnaigh **Uathoibríoch** nó **Ag Brath ar an Tír**.
- 4 - Brúigh  (clé) chun dul siar céim amháin.

Treoirleabhar

Mura dtaispeánann aon cheann de na socruithe uathoibríocha an t-am go cruinn, is féidir leat an t-am a shocrú de láimh.

Mar sin féin, má sceidealaíonn tú taifeadtaí ón Eolaire Teilifíse, molaimid duit gan an t-am agus an dáta a athrú de láimh. I gcás roinnt tíortha agus roinnt oibríteoirí líonra, cuirtear na socruithe cloig i bhfolach chun socrú cloig míchruinn a sheachaint.



Chun an clog a shocrú de láimh (má tá sé ar fáil)...

- 1 - Brúigh , roghnaigh **Gach socrú** agus brúigh **OK**.
- 2 - Roghnaigh **Reigiún agus Teanga** agus roghnaigh **Clog > Mód Uath-Chloig** agus brúigh **OK**.
- 3 - Roghnaigh **De láimh** agus brúigh **OK**.
- 4 - Brúigh  (clé) agus roghnaigh **Dáta** nó **Am**.
- 5 - Brúigh na saigheada  (suas) nó  (síos) chun an luach a athrú.
- 6 - Brúigh  (clé) chun dul siar céim amháin.

Crios Ama


I gcás roinnt tíortha, is féidir leat criosanna ama sonracha a roghnú chun clog na teilifíse a shocrú go cruinn.

Chun an crios ama a shocrú (má tá sé ar fáil)...

- 1 - Brúigh , roghnaigh **Gach socrú** agus brúigh **OK**.
- 2 - Roghnaigh **Reigiún agus Teanga** agus brúigh  (deas) chun an roghchlár a oscailt.

3 - Roghnaigh **Clog > Crios Ama**.




4 - Is féidir leat crios ama a roghnú nó seach-chur ama a shocrú chun clog na teilifíse a cheartú ag brath ar an tír a bhfuil tú i do chónaí inti.

5 - Brúigh  (clé), arís agus arís eile, más gá, chun an roghchlár a dhúnadh.

Uaineadóir Codlata

Is féidir leat an teilifís a shocrú chun athrú go dtí an staid fuireachais go huathoibríoch tar éis tréimhse ama shainiúil leis an **Amadóir Codlata**.

Chun an tAmadóir Codlata a shocrú...

- 1 - Brúigh , roghnaigh **Gach socrú** agus brúigh **OK**.
- 2 - Roghnaigh **Reigiún agus Teanga** agus brúigh  (deas) chun an roghchlár a oscailt.
- 3 - Roghnaigh **Clog > Uaineadóir Codlata**.
- 4 - Is féidir leat an t-am a shocrú ar feadh suas le 180 nóiméad in eatraimh de 5 nóiméad leis an mbarra sleamhnáin. Má shocraítear go 0 nóiméad é, castar an t-amadóir codlata as. Is féidir leat i gcónaí do theilifís a chasadh as níos luaithe nó an t-am a athshocrú i rith an chomhairimh síos.
- 5 - Brúigh  (clé), arís agus arís eile, más gá, chun an roghchlár a dhúnadh.

12.8

Rochtain Uilíoch




Cas As

Nuair atá **Inrochtaineacht Uilíoch** casta air, ullmhaítear an teilifís dóibh siúd atá bodhar, a bhfuil lagú éisteachta orthu, dall nó a bhfuil lagú amhairc orthu.

Cas air

Murar chas tú **Rochtain Uilíoch** air i rith na suiteála, is féidir leat é a chasadh air sa roghchlár **Rochtain Uilíoch** menu..


Chun **Inrochtaineacht** a chasadh air...

- 1 - Brúigh , roghnaigh **Gach socrú** agus brúigh **OK**.
- 2 - Roghnaigh **Rochtain Uilíoch** agus brúigh  (deas) chun an roghchlár a oscailt.
- 3 - Roghnaigh **Rochtain Uilíoch** céim amháin eile.
- 4 - Roghnaigh **Air**.
- 5 - Brúigh  (clé), arís agus arís eile, más gá, chun an roghchlár a dhúnadh.

Lagú Éisteachta

Craolann roinnt cainéal teilifíse digití fuaim agus fotheideal speisialta atá curtha in oiriúint dóibh siúd a bhfuil lagú éisteachta orthu nó do dhaoine atá bodhar. Nuair atá **Lagú Éisteachta** casta air, athraíonn an teilifís go huathoibríoch go dtí an fhuaim agus na fotheidil atá curtha in oiriúint, más ann dóibh. Sular féidir leat **Lagú Éisteachta** a chasadh air, ní mór duit **Rochtain Uilíoch** a chasadh air.

Chun **Lagú éisteachta** a chasadh air...

- 1 - Brúigh , roghnaigh **Gach socrú** agus brúigh **OK**.
- 2 - Roghnaigh **Rochtain Uilíoch** agus brúigh **>** (deas) chun an roghchlár a oscailt.
- 3 - Roghnaigh **Lagú éisteachta** agus brúigh **>** (deas) chun an roghchlár a oscailt.
- 4 - Roghnaigh **Air**.
- 5 - Brúigh **<** (clé), arís agus arís eile, más gá, chun an roghchlár a dhúnadh.

Lagú amhairc

Cas As

Tá cainéil teilifíse dhigiteacha in ann tráchtareacht speisialta fuaim a chraoladh a chuireann síos ar a bhfuil ag tarlú ar an scáileán.


Ní mór duit **Cur síos Fuaim** a chasadh air i dtosach sular féidir leat an fhuaim agus na héifeachtaí dóibh siúd a bhfuil lagú amhairc acu a shocrú.

Chomh maith leis sin, sular féidir leat **Cur síos Fuaim** a chasadh air, ní mór duit **Rochtain Uilíoch** a chasadh air sa roghchlár suiteáil.

Cuirtear tráchtareacht tráchtare leis an ngnáthfuaim nuair atá **Cur síos Fuaim** casta air.

Chun an tráchtareacht a chasadh air (má tá sé ar fáil)...


Chun **Cur síos Fuaim** a chasadh air...

- 1 - Brúigh , roghnaigh **Gach socrú** agus brúigh **OK**.
- 2 - Roghnaigh **Rochtain Uilíoch** agus brúigh **>** (deas) chun an roghchlár a oscailt.
- 3 - Roghnaigh **Cur síos Fuaim** agus brúigh **>** (deas) chun an roghchlár a oscailt.
- 4 - Roghnaigh **Cur síos Fuaim** céim amháin eile
- 5 - Roghnaigh **Air**.
- 6 - Brúigh **<** (clé), arís agus arís eile, más gá, chun an roghchlár a dhúnadh.

Fuaim Mheasctha

Is féidir leat airde fuaim na gnáthfuaim a mheascadh leis an tráchtareacht fuaim.


Chun an airde fuaim a mheascadh...

- 1 - Brúigh , roghnaigh **Gach socrú** agus brúigh **OK**.
- 2 - Roghnaigh **Rochtain Uilíoch** agus brúigh **>** (deas) chun an roghchlár a oscailt.
- 3 - Roghnaigh **Cur Síos Fuaim** > **Airde Fuaim Mheasctha**.
- 4 - Brúigh na saigheada **▲** (suas) nó **▼** (síos) chun an luach a athrú.
- 5 - Brúigh **<** (clé), arís agus arís eile, más gá, chun an roghchlár a dhúnadh.

Éifeacht Fuaim

Is féidir éifeachtaí breise a bheith ar fáil le roinnt tráchtareacht fuaim, cosúil le steiréó nó fuaimanna ag dul in éag.

Chun **Éifeachtaí Fuaim** a chasadh air (má tá siad ar fáil)...


- 1 - Brúigh , roghnaigh **Gach socrú** agus brúigh **OK**.
- 2 - Roghnaigh **Rochtain Uilíoch** agus brúigh **>** (deas) chun an roghchlár a oscailt.
- 3 - Roghnaigh **Cur Síos Fuaim** > **Éifeachtaí Fuaim**.
- 4 - Roghnaigh **Air**.
- 5 - Brúigh **<** (clé), arís agus arís eile, más gá, chun an roghchlár a dhúnadh.

Caint

I gcás cainte, tá an tráchtareacht fuaim in ann fotheidil a stóráil do na focail a labhraítear.

Chun na fotheidil seo a chasadh air (má tá siad ar fáil)

...




- 1 - Brúigh , roghnaigh **Gach socrú** agus brúigh **OK**.
- 2 - Roghnaigh **Rochtain Uilíoch** agus brúigh **>** (deas) chun an roghchlár a oscailt.
- 3 - Roghnaigh **Cur Síos Fuaim** > **Caint**.
- 4 - Roghnaigh **Tuairisciúil** nó **Fotheidil**.
- 5 - Brúigh **<** (clé), arís agus arís eile, más gá, chun an roghchlár a dhúnadh.

12.9

Glas Leanaí

Rátáil Tuismitheora

Chun íosaiois chun féachaint ar chláir rátáilte a shocrú...

- 1 - Brúigh , roghnaigh Gach socrú agus brúigh OK.
- 2 - Roghnaigh Glas Leanaí agus brúigh  (deas) chun an roghchlár a oscailt.
- 3 - Roghnaigh Rátáil Tuismitheora , agus roghnaigh ceann de na haoiseanna sa liosta.
- 4 - Brúigh  (clé), arís agus arís eile, más gá, chun an roghchlár a dhúnadh.




Glas Feidhmchláir

Chun tuilleadh eolais a fháil, in Cabhair, roghnaigh Eochairfhocail agus déan cuardach do Ghlas feidhmchláir.

Socraigh Cód / Athraigh Cód

Úsáidtear an PIN Glais Leanaí chun cainéil nó cláir a ghlasáil nó a dhíghlasáil.




Chun an cód glais a shocrú nó chun an cód reatha a athrú...

- 1 - Brúigh , roghnaigh Gach socrú agus brúigh OK.
- 2 - Roghnaigh Glas Leanaí agus brúigh  (deas) chun an roghchlár a oscailt.
- 3 - Roghnaigh Socraigh Cód nó Athraigh Cód .
- 4 - Cuir isteach cód a bhfuil 4 digit ann. Má tá cód socraithe cheana féin, cuir isteach an cód Glais Leanaí reatha agus ansin cuir isteach an cód nua faoi dhó.
- 5 - Brúigh  (clé), arís agus arís eile, más gá, chun an roghchlár a dhúnadh.

Tá an cód nua socraithe.

An bhfuil do chód PIN Glais Leanaí dearmadtha agat?

Má tá do chód PIN dearmadtha agat, is féidir leat an cód reatha a scoitheadh agus ceann nua a chur isteach.

- 1 - Brúigh , roghnaigh Gach socrú agus brúigh OK.
- 2 - Roghnaigh Glas Leanaí agus brúigh  (deas) chun an roghchlár a oscailt.
- 3 - Roghnaigh Athraigh Cód.
- 4 - Cuir isteach an cód sáraitheach 8888.
- 5 - Anois cuir isteach cód PIN Glais Leanaí nua agus cuir isteach arís é chun é a dhearbhu.
- 6 - Brúigh  (clé), arís agus arís eile, más gá, chun an roghchlár a dhúnadh.

Tá an cód nua socraithe.






Meáin

Ó Nasc USB

Is féidir leat féachaint ar do ghrianghraif nó do cheol agus físeáin a sheinnt ó mhéaróg chuimhne USB nó diosca crua USB nasctha.

Agus an teilifís casta air agat, plugáil isteach méaróg chuimhne USB nó Diosca Crua USB i gceann de na naisc USB. Braithfidh an teilifís an gléas agus tabharfaidh sé liosta de do chomhaid Meán.

Mura dtaispeánfar an liosta comhad go uathoibríoch...

- 1 - Brúigh  SOURCES, roghnaigh  USB agus brúigh OK.
- 2 - Roghnaigh  Gléasanna USB agus brúigh  (deas) chun do chomhaid a bhrabhsáil sa struchtúr fillteáin atá eagraithe agat ar an tiomántán.
- 3 - Chun éirí as físeáin, grianghraif agus ceol a sheinnt, brúigh  EXIT.

Rabhadh:

Má dhéanann tú iarracht clár a chur ar sos nó é a thaifeadh nuair atá Diosca Crua USB, iarrfaidh an teilifís ort an Diosca Crua USB a fhormáidiú. Scríosfaidh an formáidiú seo gach comhad reatha ar an Diosca Crua USB.

Ó Ríomhaire nó NAS





Is féidir leat féachaint ar do ghrianghraif nó do cheol agus físeáin a sheinnt ó ríomhaire nó ó NAS (Stóráis atá Ceangailte le Líonra) i do líonra baile.

Ní mór don teilifís agus don ríomhaire nó NAS a bheith sa líonra baile céanna. Ní mór duit Bogearraí Freastalaí Meán a shuiteáil ar do ríomhaire nó do NAS. Ní mór do do Fhrestálaí Meán a bheith socraithe chun comhaid a roinnt leis an teilifís. Taispeánfaidh an teilifís do chomhaid agus d'fhillteáin mar a eagraíonn an Freastálaí Meán iad nó mar atá siad struchtúrtha ar do ríomhaire nó NAS.

Ní thacaíonn an teilifís le fotheidil ar shruthanna físe ó ríomhaire nó NAS.


Má thacaíonn an Freastálaí Meán le cuardach do chomhaid, beidh réimse cuardaigh ar fáil.

Chun na comhaid ar do ríomhaire a bhrabhsáil nó a sheinnt...

- 1 - Brúigh  SOURCES, roghnaigh  Líonra agus brúigh OK.
- 2 - Roghnaigh  Gléasanna SimplyShare agus brúigh  (deas) chun an gléas atá de dhíth ort a


roghnú.






3 - Is féidir leat do chuid comhad a bhrabhsáil agus a sheinnt.

4 - Chun éirí as físeáin, grianghraif agus ceol a sheinnt, brúigh  EXIT.

Ó Sheirbhís Stórála sa Néal

Is féidir leat féachaint ar ghrianghraif nó ceol nó físeáin atá uaslódáilte agat ar sheirbhís stórála a sheinnt sa néal ar líne*.





Leis an bhfeidhmchlár  Cloud Explorer is féidir leat nascadh le Seirbhísí Óstála sa Néal. Is féidir leat do logáil isteach agus do phasfhocal a úsáid chun nascadh.

- 1 - Brúigh  HOME.
- 2 - Scrolláil síos agus roghnaigh  Feidhmchláir >  Cloud Explorer agus brúigh OK.
- 3 - Roghnaigh an tseirbhís óstála atá uait.
- 4 - Nasc agus sínigh isteach don tseirbhís óstála le do logáil isteach agus do phasfhocal.
- 5 - Roghnaigh an grianghraf nó an físeán a bhfuil uait é a sheinnt agus brúigh OK.
- 6 - Brúigh  (clé) chun dul siar céim amháin nó brúigh  BACK chun an roghchlár a dhúnadh.






* Seirbhís stórála cosúil le Dropbox™.

Roghchlár Ceanán, Is mó Éilimh, a Seinneadh go deireanach




Féach ar chomhaid ceanáin

- 1 - Brúigh  SOURCES, roghnaigh  USB agus brúigh OK.
- 2 - Roghnaigh  Gléasanna USB agus roghnaigh  Ceanáin.
- 3 - Is féidir leat féachaint ar gach comhad ceanáin sa liosta.

Féach ar na comhaid is mó éilimh

- 1 - Brúigh  SOURCES, roghnaigh  USB agus brúigh OK.
- 2 - Roghnaigh  Gléasanna USB agus roghnaigh  Is mó éilimh.
- 3 - Brúigh OK chun féachaint ar chomhaid sa liosta nó brúigh  OPTIONS chun liosta na gcomhad is mó éilimh a ghlanadh.

Féach ar na comhaid a seinneadh go deireanach

- 1 - Brúigh  SOURCES, roghnaigh  USB agus brúigh OK.
- 2 - Roghnaigh  Gléasanna USB agus

roghnaigh ► A seinneadh go deireanach.

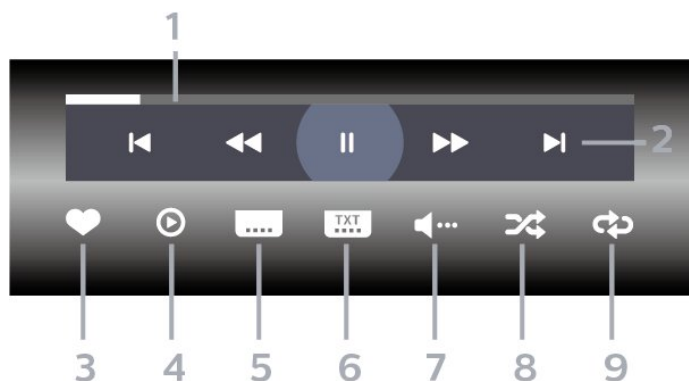
3 - Brúigh OK chun féachaint ar chomhaid sa liosta nó brúigh + OPTIONS chun liosta na gcomhad a seinneadh go deireanach a ghlanadh.

13.5

Seinn do chuid Físeán

Barra Rialuithe

Chun an barra rialuithe a thaispeáint nó a chur i bhfolach nuair atá físeán a sheinnt, brúigh **i** INFO* nó OK.



1 - Barra dul chun cinn

2 - Barra rialuithe athsheanma

- ◀ : Téigh go dtí an físeán roimhe sin i bhfillteán
- ▶ : Téigh go dtí an chéad fhíseán eile i bhfillteán
- ◀◀ : Atochras
- ▶▶ : Mearchasadh
- ⏸ : Cuir an athsheinm ar sos

3 - Marcáil mar cheanáin

4 - Seinn gach físeán

5 - Fotheideal: cas fotheidil Air, As nó Air i rith Balbhaithe.

6 - Fotheideal teanga: roghnaigh Fotheideal teanga

7 - Teanga fuaime: roghnaigh teanga fuaime

8 - Athsheinn go randamach: seinn do chomhaid in ord randamach.

9 - Athsheinn: seinneann sé gach físeán san fhilleán seo uair amháin nó go leanúnach

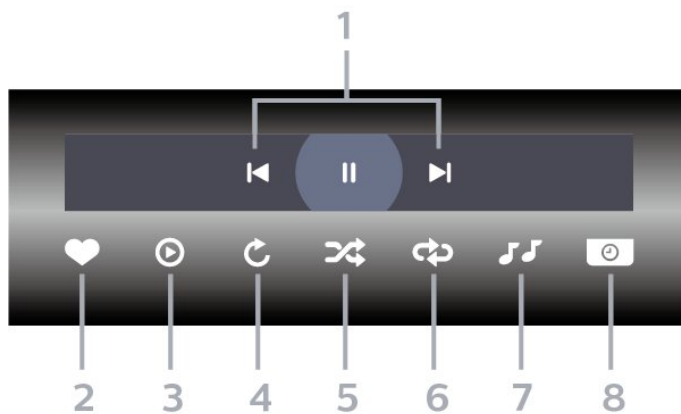
* Má tá an eochair **i** INFO ar fáil ar do chianrialtán

13.6

Féach ar do chuid Grianghraif

Barra Rialuithe

Chun an barra rialuithe a thaispeáint nó a chur i bhfolach nuair atá taispeántas sleamhnán ag seinnt, brúigh **i** INFO* nó OK.



1 - Barra rialuithe athsheanma

- ◀ : Téigh go dtí an grianghraif roimhe sin i bhfillteán

- ▶ : Téigh go dtí an chéad ghrianghraif eile i bhfillteán

⏸ : Cuir athsheinm an taispeántais sleamhnán ar sos

2 - Marcáil mar cheanáin

3 - Tosaigh taispeántas sleamhnán

4 - Rothlaigh an grianghraif

5 - Athsheinn go randamach: seinn do chomhaid in ord randamach.

6 - Athsheinn: seinneann sé gach físeán san fhilleán seo uair amháin nó go leanúnach.

7 - Stad an ceol atá á sheinnt sa chúlra.

8 - Socraigh luas an taispeántais sleamhnán.

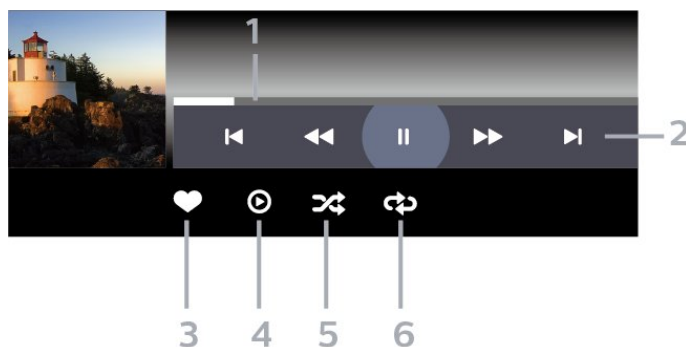
* Má tá an eochair **i** INFO ar fáil ar do chianrialtán

13.7

Seinn do Cheol

Barra Rialuithe

Chun an barra rialuithe a thaispeáint nó a chur i bhfolach nuair atá ceol á sheinnt, brúigh **i** INFO* nó OK.



1 - Barra dul chun cinn

2 - Barra rialuithe athsheanma

- ◀ : Téigh go dtí an ceol roimhe sin i bhfillteán

- ▶ : Téigh go dtí an chéad cheol eile i bhfillteán

◀◀ : Atochras

▶▶ : Mearchasadh

|| : Cuir an athsheinm ar sos

3 - Marcáil mar cheanáin

4 - Seinn gach ceol

5 - Athsheinn go randamach: seinn do chomhaid in ord randamach.

6 - Seinn Arís: seinneann sé gach ceol san fhillteán seo uair amháin nó go leanúnach.

* Má tá an eochair  INFO ar fáil ar do chianrialtán

Eolaire Teilifíse

14.1

A bhfuil de dhíth ort

Is féidir leat liosta de na cláir reatha agus iad siúd atá sceidealta ar do chainéil a fheiceáil leis an Eolaire Teilifíse. Taispeánfar cainéil analógacha agus dhigiteacha nó cainéil dhigiteacha amháin, ag brath ar cé as atá eolas (sonraí) an eolaire teilifíse ag teacht. Ní bhíonn eolas Eolaire Teilifíse ag gach cainéal.

Is féidir leis an teilifís eolas eilifíse a bhailiú do na cainéil atá suiteáilte ar an teilifís. Ní féidir leis an teilifís eolas Eolaire Teilifíse a bhailiú do chainéil a bhféachtar orthu ó ghlacadóir digiteach nó díchódóir.

14.2

Sonraí Eolaire Teilifíse

Faigheann an t-eolaire teilifíse eolas (sonraí) ó chraoltóirí nó ón Idirlíon. D'fhéadfadh eolas eolaire teilifíse gan a bheith ar fáil i roinnt réigiún agus i gcás roinnt cainéal. Is féidir leis an teilifís eolas eilifíse a bhailiú do na cainéil atá suiteáilte ar an teilifís. Ní féidir leis an teilifís eolas Eolaire Teilifíse a bhailiú do chainéil a bhféachtar orthu ó ghlacadóir digiteach nó díchódóir.




Is é an réamhshocrú atá ar an teilifís maidir le heolas ná **Ón gCraoltóir**.

Má thagann eolas Eolaire Teilifíse ón Idirlíon, is féidir leis an Eolaire Teilifíse cainéil analógacha a liostáil in aice leis na cainéil dhigiteacha. Taispeánann roghchlár an Eolaire Teilifíse freisin scáileán beag taobh istigh den chainéal reatha.

Ón Idirlíon

Má tá an teilifís nasctha leis an Idirlíon, is féidir leat an teilifís a shocrú chun eolas Eolaire Teilifíse a fháil ón Idirlíon.

Chun eolas Eolaire Teilifíse a shocrú...

- 1 - Brúigh  roghnaigh Gach socrú agus brúigh OK.
- 2 - Roghnaigh **Socruithe Ginearálta** agus brúigh  (deas) chun an roghchlár a oscailt.
- 3 - Roghnaigh **Ardsocruithe > Eolaire Teilifíse > Ón Idirlíon** agus brúigh OK.
- 4 - Brúigh  (clé), arís agus arís eile, más gá, chun an roghchlár a dhúnadh.

Taifeadtaí ar iarraidh


Nuair is cosúil go bhfuil roinnt taifeadtaí imithe ón liosta taifeadtaí, d'fhéadfadh eolas (sonraí) an eolaire teilifíse a bheith athraithe. Ní bhíonn taifeadtaí a

dhéantar leis an socrú **Ón gCraoltóir** infheicthe sa liosta má athraíonn tú an socrú go **Ón Idirlíon** nó an bealach eile thart. D'fhéadfadh an teilifís a bheith athraithe go **Ón Idirlíon** go huathoibríoch. Chun na taifeadtaí a chur ar fáil sa liosta taifeadtaí, athraigh go dtí an socrú a bhí roghnaithe nuair a rinneadh na taifeadtaí.

14.3

An Eolaire Teilifíse a Úsáid

Oscail an Eolaire Teilifíse

Chun an t-eolaire teilifíse a oscailt, brúigh  **TV GUIDE**. Taispeánfaidh an tEolaire Teilifís cainéil an tiúnóra atá roghnaithe.

Brúigh  **TV GUIDE** arís chun dúnadh.

Déanann an teilifís scanadh ar gach cainéal teilifíse le haghaidh eolas cláir an chéad uair a osclaíonn tú an tEolaire Teilifíse. D'fhéadfadh sé seo roinnt nóiméad a thógáil. Stóráltar sonraí an Eolaire Teilifíse ar an teilifís.

Tiúin do Chlár

Is féidir leat tiúnáil go dtí clár reatha ón Eolaire Teilifíse.

Chun athrú go dtí an clár (cainéal), roghnaigh an clár agus brúigh **OK**.


Féach ar shonraí cláir

Chun sonraí an chláir atá roghnaithe a thaispeáint...

- 1 - Brúigh **+** **OPTIONS**, agus roghnaigh **Roghanna**.
- 2 - Roghnaigh **Eolas Cainéil** agus brúigh **OK**.
- 3 - Brúigh **←** **BACK** chun dúnadh.

Athraigh an Lá

Tá an tEolaire Teilifíse in ann na cláir atá sceidealaithe do na laethanta atá romhainn a thaispeáint (uasmhéid de 8 lá).




- 1 - Brúigh  **Eolaire Teilifíse** .
- 2 - Roghnaigh **Anois** agus brúigh **OK**.
- 3 - Roghnaigh an lá atá uait.

Meabhrúchán a Shocrú




Is féidir leat meabhrúchán a shocrú do chlár. Tabharfaidh teachtaireacht rabhadh duit ag tús an chláir. Is féidir leat tiúnáil go dtí an cainéal sin láithreach.

Marcáitar clár a bhfuil meabhrúchán air le  (clog).san Eolaire teilifíse.

Chun meabhrúchán a shocrú...

- 1 - Brúigh  TV GUIDE agus roghnaigh clár atá le craoladh go gairid.
- 2 - Brúigh  OPTIONS.
- 3 - Roghnaigh Socraigh Meabhrúchán agus brúigh OK.
- 4 - Brúigh  BACK chun an roghchlár a dhúnadh.




Chun meabhrúchán a ghlanadh...

- 1 - Brúigh  TV GUIDE agus roghnaigh clár a bhfuil meabhrúchán air.
- 2 - Brúigh  OPTIONS.
- 3 - Roghnaigh Glan Mmeabhrúchán agus brúigh OK.
- 4 - Brúigh  BACK chun an roghchlár a dhúnadh.

Cuardaigh de réir Seánra

Má tá an t-eolas ar fáil, is féidir leat cláir sceidealaithe a aimsiú de réir seánra cosúil le scannáin, spóirt, srl.

Chun cuardach a dhéanamh do chlár de réir seánra...




- 1 - Brúigh  Eolaire Teilifíse .
- 2 - Úsáid na heochracha nascleanúna chun  a roghnú i lár an scáileáin agus brúigh OK.
- 3 - Roghnaigh Déan Cuardach de réir Seánra agus brúigh OK.
- 4 - Roghnaigh an seánra atá uait agus brúigh OK. Taispeánfar liosta leis na cláir a aimsíodh.
- 5 - Brúigh  BACK chun an roghchlár a dhúnadh.

Socraigh Taifeadadh

Is féidir leat taifeadadh a shocrú san Eolaire Teilifíse*.

Marcáitar clár atá le taifeadadh san Eolaire teilifíse le  .

Chun clár a thaifeadadh...

- 1 - Brúigh  TV GUIDE agus roghnaigh clár atá á chraoladh faoi láthair nó atá le craoladh sa todhchaí.
- 2 - Brúigh  OPTIONS, roghnaigh Taifead.
- 3 - Brúigh  BACK chun an roghchlár a dhúnadh.

* Féach ar an gcaibidil Taifeadadh agus Cuir Teilifís ar Sos chun tuilleadh eolais a fháil.

Taifeadadh agus Cuir Teilifís ar Sos

15.1

Taifeadadh

A bhfuil de dhíth ort

Is féidir leat craoladh teilifíse digítí a thaifeadadh agus féachaint air níos deireanaí.

Chun clár teilifíse a thaifeadadh, teastaíonn na nithe seo a leanas uait...

- Tiomántán Diosca Crua USB nasctha ar an teilifís seo
- cainéil teilifíse dhigiteacha suiteáilte ar an teilifís seo
- chun eolais faoi chainéil a fháil don Eolaire Teilifíse ar an scáileán
- socrú cloig teilifíse iontaofa. Má athshocraíonn tú clog na teilifíse de láimh, d'fhéadfadh na taifeadtaí teipeadh.

Ní féidir leat taifeadadh nuair atá Cuir an Teilifís ar Sos in úsáid agat.

Maidir le reachtaíocht cóipchirt a fhorfeidhmiú, is féidir le roinnt soláthróirí DVB srianta éagsúla a chur i bhfeidhm trí theicneolaíocht DRM (Bainistíocht Ceart Digiteach) a úsáid. I gcás cainéil chosanta a chraoladh, d'fhéadfadh srian a bheith ar thaifeadadh, ar bhailíocht taifead nó ar an líon amharc. D'fhéadfadh cosc iomlán a bheith ar thaifeadadh. Sa chás go ndéantar iarracht craoladh cosanta a thaifeadadh nó taifead éagtha a athsheinnt, seans go dtaispeánfaí teachtaireacht earráide.

Clár a Thaifeadadh

Taifead Anois

Chun an clár a bhfuil tú ag féachaint air anois a thaifeadadh, brúigh ● (Taifead) ar an gcianrialtán. Tosóidh an taifeadadh láithreach.




Chun taifeadadh a stopadh, brúigh ■ (Stop).

Nuair atá sonraí ón Eolaire Teilifíse ar fáil, taifeadfar an clár a bhfuil tú ag féachaint air ón nóiméad a bhrúigh an eochair taifeadta go dtí go dtagann deireadh leis an gclár. Mura bhfuil aon sonraí Eolaire Teilifíse ar fáil, ní mhairfidh an taifeadadh ach 30 nóiméad. Is féidir leat an t-am a chríochnóidh an taifeadadh a athrú sa liosta Taifeadtaí.

Sceidealaigh Taifeadadh

Is féidir leat taifeadadh cláir atá le craoladh inniu nó i gceann cúpla lá (suas le 8 lá) a sceidealú. Bainfidh an teilifís úsáid as na sonraí ón Eolaire Teilifíse chun tús a chur le taifeadadh agus chun deireadh a chur leis.






Chun clár a thaifeadadh...

- 1 - Brúigh  Eolaire Teilifíse .
- 2 - Úsáid na heochracha nascleanúna chun Anois a roghnú, agus brúigh OK.
- 3 - Roghnaigh Anois, Ar ball, Amárach nó an lá atá uait, agus brúigh OK nó  BACK chun an roghchlár a dhúnadh.
- 4 - Roghnaigh an clár a bhfuil uait é a thaifeadadh, brúigh + OPTIONS, roghnaigh ● Taifead, agus brúigh OK. Tá an clár sceidealta chun taifeadadh. Taispeánfar rabhadh go huathoibríoch nuair atá taifeadtaí sceidealta atá ag forluí ar a chéile. Má tá tú ag beartú clár a thaifeadadh nuair nach bhfuil tú sa bhaile, ná déan dearmad an teilifís a fhágáil ar Fuireachas agus an Diosca Crua USB a fhágáil casta air.
- 5 - Brúigh  BACK chun an roghchlár a dhúnadh.

Coimhlintí Taifeadta

Nuair atá dhá thaifeadadh sceidealta ag forluí ar a chéile, tá coimhlint taifeadta ann. Chun coimhlint taifeadta a réiteach, is féidir leat am tosaithe agus am críochnaithe ceann amháin nó an dá thaifeadadh a athrú.







Chun am tosaithe agus am críochnaithe taifeadta sceidealta a athrú...

- 1 - Brúigh  SOURCES, agus roghnaigh ● Taifeadtaí.
- 2 - Ar bharr an scáileáin, roghnaigh  Sceidealta agus brúigh OK.
- 3 - Roghnaigh Taifeadtaí i liosta na dtaifeadtaí atá sceidealta agus na meabhrúcháin agus brúigh OK chun féachaint ar na taifeadtaí atá sceidealta amháin.
- 4 - Roghnaigh an taifeadadh sceidealta atá ag coimhlint le taifeadadh sceidealta eile agus brúigh +OPTIONS.
- 5 - Roghnaigh Athraigh Am agus brúigh OK.
- 6 - Roghnaigh am tosaithe nó am críochnaithe agus athraigh an t-am leis na heochracha  (suas) nó  (síos). Roghnaigh Cuir i bhFeidhm agus brúigh OK.
- 7 - Brúigh  BACK chun an roghchlár a dhúnadh.

Auto End Margin

Is féidir leat an t-achar ama a chuirfidh an teilifís go huathoibríoch le deireadh gach taifeadadh sceidealta a shocrú.







Chun an t-achar ama uathoibríoch ag deireadh an taifeadta a shocrú...

- 1 - Brúigh  SOURCES, agus roghnaigh  Taifeadtaí.
- 2 - Úsáid na heochracha nascleanúna chun  a roghnú ar bharr an scáileáin ar thaobh na láimhe deise agus brúigh OK.
- 3 - Roghnaigh Auto End Margin agus brúigh OK.
- 4 - Brúigh  (suas) nó  (síos) agus brúigh OK chun an t-achar ama a chuirtear le taifeadadh a shocrú go huathoibríoch. Is féidir leat suas le 45 nóiméad a chur le taifeadadh.
- 5 - Brúigh  BACK chun an roghchlár a dhúnadh.

Taifeadadh de láimh

Is féidir leat taifeadadh a sceidealú nach bhfuil nasctha le clár teilifíse. Socraíonn tú an cineál tiúnóra, an cainéal agus an t-am tosaithe agus críochnaithe tú féin.









Chun taifeadadh a sceidealú de láimh...

- 1 - Brúigh  SOURCES, agus roghnaigh  Taifeadtaí.
- 2 - Ar bharr an scáileáin, roghnaigh  Sceidealta .
- 3 - Úsáid na heochracha nascleanúna chun  a roghnú ar bharr an scáileáin ar thaobh na láimhe deise, agus brúigh OK.
- 4 - Roghnaigh Sceidealta agus brúigh OK.
- 5 - Roghnaigh an tiúnóir a bhfuil uait taifeadadh uaidh agus brúigh OK.
- 6 - Roghnaigh an cainéal a bhfuil uait taifeadadh uaidh agus brúigh OK.
- 7 - Roghnaigh lá an taifeadta agus brúigh OK.
- 8 - Socraigh am tosaithe agus críochnaithe an taifeadta. Roghnaigh cnaipe agus úsáid na heochracha  (suas) nó  (síos) chun na huaireanta agus na nóiméid a shocrú.
- 9 - Roghnaigh Sceidealta agus brúigh OK chun an taifeadadh de láimh a sceidealú.

Taispeánfar an taifeadadh sa liosta taifeadtaí sceidealta agus meabhrúchán.

Féach ar Thaifeadadh

Chun féachaint ar thaifeadadh...

- 1 - Brúigh  SOURCES, agus roghnaigh  Taifeadtaí.
- 2 - Sa liosta taifeadtaí, roghnaigh an taifeadadh atá uait agus brúigh OK chun tosú ag féachaint.
- 3 - Is féidir leat úsáid a bhaint as na heochracha  (cuir ar sos),  (seinn),  (atochras),  (mearchasadh) nó  (stop).
- 4 - Chun athrú ar ais go féachaint ar theilifís, brúigh  EXIT.

15.2

Cuir teilifís ar sos

A bhfuil de dhíth ort

Is féidir leat craoladh teilifíse digití a chur ar sos agus tosú ag féachaint air arís níos deireanaí.

Chun clár teilifíse a chur ar sos, beidh na nithe seo ag teastáil uait...

- Tiomántán Diosca Crua USB nasctha ar an teilifís seo
- cainéil teilifíse dhigiteacha suiteáilte ar an teilifís seo
- chun eolais faoi chainéil a fháil don Eolaire Teilifíse ar an scáileán




Nuair atá an Diosca Crua USB nasctha agus formáidithe, stóráil an teilifís an craoladh teilifíse a bhfuil tú ag féachaint air go leanúnach. Nuair a athraíonn tú go cainéal eile, glantar craoladh an chainéil roimhe sin. Nuair a athraíonn tú an teilifís go Fuireachas, glantar an craoladh freisin.



Ní féidir leat an Teilifís a chur ar Sos agus tú i mbun taifeadta.

Chun tuilleadh eolais a fháil, in Cabhair, roghnaigh Eochairfhocail agus déan cuardach do Diosca Crua USB, suiteáil nó Diosca Crua USB, suiteáil.

Clár a chur ar sos

Chun craoladh a chur ar sos agus a thosú arís...

- Chun craoladh a chur ar sos, brúigh  (Cuir ar sos). Taispeánfar barra dul chun cinn ag bun an scáileáin.
- Chun an barra dul chun cinn a thaispeáint ar an scáileán arís, brúigh  (Cuir ar sos) arís.
- Chun tosú ag féachaint arís, brúigh  (Seinn).

Nuair atá an barra dul chun cinn ar an scáileán, brúigh  (Atochrais) nó brúigh  (Ar Aghaidh) chun an áit a bhfuil uait tosú ag féachaint ar an gcráoladh atá curtha ar sos a roghnú. Brúigh na heochracha sin arís agus arís eile chun an luas a athrú.


Is féidir leat craoladh a chur ar sos ar feadh tréimhse ama nach faide ná 90 nóiméad.

Brúigh  (Stop) chun filleadh ar an gcráoladh beo teilifíse féin.

Athsheinn

Mar go stóráil an teilifís an craoladh a bhfuil tú ag féachaint air, is féidir leat an craoladh a athsheinnt ar feadh roinnt soicind.

Chun an craoladh reatha a athsheinnt ...

- 1 - Brúigh  (Cuir ar sos)

- 2 - Brúigh ◀◀ (Atochras). Is féidir leat ◀◀ a bhrú arís agus arís eile chun an áit a bhfuil uait tosú ag féachaint ar an gcráoladh atá curtha ar sos a roghnú. Brúigh na heochracha sin arís agus arís eile chun an luas a athrú. Bainfidh tú tús na stórála craolta amach nó an t-uasmhéid achar ama.
- 3 - Brúigh ▶ (Seinn) chun féachaint ar an gcráoladh arís.
- 4 - Brúigh ■ (Stop) chun féachaint ar an gcráoladh beo.

Fóin Chliste agus Táibléid

16.1

Philips TV Remote App

Is é an Philips TV Remote App nua ar d'fhón cliste nó ar do thaibléad do chara nua.

Tá tú i gceannas ar na meáin atá mórthimpeall ort leis an TV Remote App. Seol grianghraif, ceol nó fiseáin chuig do scáileán mór teilifíse nó féach ar aon cheann de do chainéil teilifíse beo ar do thaibléad nó ar d'fhón. Fiosraigh a bhfuil uait féachaint air san Eolaire Teilifíse agus féach air ar d'fhón nó ar an teilifís. Is féidir leat d'fhón a úsáid mar chianrialtán leis an TV Remote App.

Íoslódáil an Philips TV Remote App ón siopa feidhmchlár is ansa leat inniu.

Tá TV Remote App Philips ar fáil in aisce do iOS agus Android.

16.2

Google Cast

A bhfuil de dhíth ort

Má tá Google Cast ar fheidhmchlár ar do ghléas soghluaiste, is féidir leat d'fheidhmchlár a theilgean ar an teilifís seo. Déan cuardach do dheilbhín Google Cast ar an ngléas soghluaiste. Is féidir leat úsáid a bhaint as do ghléas soghluaiste chun a bhfuil ar an teilifís a rialú. Oibríonn Google Cast ar Android agus ar iOS.

Ní mór do ghléas soghluaiste a bheith nasctha leis an líonra baile Wi-Fi céanna le do theilifís.

Feidhmchláir le Google Cast

Tagann feidhmchláir nua do Google Cast amach gach lá. Is féidir leat triail a bhaint as le YouTube, Chrome, Netflix, Photowall ... nó Big Web Quiz for Chromecast. Féach freisin google.com/cast

Tá roinnt táirgí agus gnéithe Google Play nach bhfuil ar fáil i ngach tír.

Faigh tuilleadh eolais ar support.google.com/androidtv

Teilgean chuid do theilifís

Chun feidhmchlár a theilgean chuig scáileán na teilifíse...

- 1 - Oscail feidhmchlár a thacaíonn le Google Cast ar d'fhón cliste nó do thaibléad.
- 2 - Tabáil an deilbhín Google Cast.
- 3 - Roghnaigh an teilifís ar mhaith leat teilgean chuige.
- 4 - Brúigh seinn ar d'fhón cliste nó do thaibléad. Ba cheart don rud a roghnaigh tú tosú ag seinnt ar an teilifís.

16.3

AirPlay

Chun feidhmiúlacht AirPlay a chur le do Android TV, is féidir leat ceann amháin de na feidhmchláir Android a íoslódáil agus a shuiteáil. Is féidir leat go leor de na feidhmchláir sin a fháil sa Google Play Store.

16.4

MHL

Tá an teilifís seo oiriúnach le MHL™.

Má tá do ghléas soghluaiste oiriúnach le MHL, is féidir leat do ghléas soghluaiste a nascadh leis an teilifís le cábla MHL. Nuair atá an cábla MHL nasctha, is féidir leat a bhfuil ar do ghléas soghluaiste ar scáileán na teilifíse a roinnt. Luchtaíonn do ghléas soghluaiste a cheallra ag an am céanna. Feileann an nasc MHL go maith d'fhéachaint ar scannáin nó cluichí a imirt ó do ghléas soghluaiste ar an teilifís ar feadh tréimhse níos faide.

Luchtú

Nuair atá an cábla MHL nasctha, luchtóidh do ghléas nuair atá an teilifís casta air (ní ar fuireachas).

Cábla MHL

Teastaíonn cábla MHL fulangach (HDMI go dtí Micro USB) uait chun do ghléas soghluaiste a nascadh leis an teilifís. Tá an seans ann go mbeidh cuibheoir breise ag teastáil uait chun do ghléas soghluaiste a nascadh. Úsáid an nasc **HDMI 4 MHL** chun an cábla MHL a nascadh leis an teilifís.



Is trádmharcanna de chuid an MHL, LLC iad MHL, Mobile High-Definition Link agus Lógó MHL.

Cluichí

17.1

A bhfuil de dhíth ort

Is féidir leat cluichí a imirt ar an teilifís seo...

- ó Ghailearaí na bhFeidhmchlár ar an roghchlár Baile
- ón Google Play Store ar an roghchlár Baile
- Ó Chonsól Cluiche nasctha

Ní mór cluichí ó Ghailearaí na bhFeidhmchlár nó ón Google Play Store a bheith íoslódáilte agus suiteáilte ar an teilifíse sula bhféadfaí iad a imirt. Teastaíonn ceap stiúrtha ó roinnt cluichí chun iad a imirt.






Chun feidhmchláir cluiche a shuiteáil ó Gailearaí na bhFeidhmchlár Philips nó ón Google Play Store, ní mór don teilifís a bheith nasctha leis an Idirlíon. Ní mór duit glacadh leis na Téarmaí Úsáide chun feidhmchláir ó Ghailearaí na bhFeidhmchlár a úsáid. Ní mór duit síniú isteach le Cuntas Google chun na feidhmchláir Google Play agus Google Play Store a úsáid.

17.2

Cluiche a Imirt




Ón roghchlár Baile

Chun cluiche a thosú ón roghchlár Baile...

- 1 - Brúigh  HOME.
- 2 - Scrolláil síos chuig  Cluichí , roghnaigh a cluiche agus brúigh  OK.
- 3 - Brúigh  BACK arís agus arís eile nó brúigh  EXIT nó is féidir leat an feidhmchlár a stopadh leis an gcnaipe.

Ó Chonsól Cluiche

Chun cluiche a thosú ó Chonsól Cluiche...

- 1 - Cas air an Consól Cluiche.
- 2 - Brúigh  SOURCES agus roghnaigh consól cluiche nó ainm an naisc.
- 3 - Tosaigh an cluiche.
- 4 - Brúigh  BACK arís agus arís eile nó brúigh  EXIT nó is féidir leat an feidhmchlár a stopadh leis an gcnaipe.

Chun tuilleadh eolais a fháil, in **Cabhair**, roghnaigh **Eochairfhocail** agus déan cuardach do **Chonsól Cluiche**, nasc.

Ambilight

18.1




Ambilight, Air nó As

Lean Físeán

Is féidir leat Ambilight a shocrú chun an físeán a leanúint nó dinimicí fuaime cláir teilifíse. Mar rogha air sin, is féidir leat Ambilight a shocrú chun stíl datha réamhshocraithe a thaispeáint nó is féidir leat Ambilight a chasadh as.

Má roghnaíonn tú **Lean Físeán**, is féidir leat ceann de na stíleanna a leanann dinimicí an phictiúir ar do scáileán teilifíse a roghnú.

Chun an Stíl Ambilight a shocrú...

- 1 - Brúigh  **AMBILIGHT**.
- 2 - Roghnaigh **Lean Físeán**.
- 3 - Roghnaigh an stíl atá uait.
- 4 - Brúigh  (clé) chun dul siar céim amháin nó brúigh  **BACK** chun an roghchlár a dhúnadh.

Is iad na stíleanna **Lean Físeán** atá ar fáil ná...




- **Caighdeánach** - Feileann sé do ghnáthfhéachaint teilifíse
- **Nádúrtha** - Leanann sé an pictiúr nó an fhuaim sound chomh dílis agus is féidir
- **Tumthach** - Feiliúnach do scannáin aicsin
- **Gléineach** - Feiliúnach d'fhéachaint i rith an lae
- **Cluiche** - Feiliúnach do chluichíocht
- **Compordach** - Feiliúnach do thráthnóna ciúin
- **Lig do Scíth** - Cruthaíonn sé braistint toglainne

Lean Fuaim

Is féidir leat Ambilight a shocrú chun an físeán a leanúint nó dinimicí fuaime cláir teilifíse. Mar rogha air sin, is féidir leat Ambilight a shocrú chun stíl datha réamhshocraithe a thaispeáint nó is féidir leat Ambilight a chasadh as.

Má roghnaíonn tú **Lean Fuaim**, is féidir leat ceann de na stíleanna a leanann dinimicí na fuaime a roghnú.

Chun an Stíl Ambilight a shocrú...

- 1 - Brúigh  **AMBILIGHT**.
- 2 - Roghnaigh **Lean Fuaim**.
- 3 - Roghnaigh an stíl atá uait.
- 4 - Brúigh  (clé) chun dul siar céim amháin nó brúigh  **BACK** chun an roghchlár a dhúnadh.

Is iad na stíleanna **Lean Fuaim** atá ar fáil ná...

- **Lumina** - Meascann sé dinimicí fuaime le dathanna físe




- **Colora** - Bunaithe ar dhinimicí fuaime
- **Retro** - Bunaithe ar dhinimicí fuaime
- **Spectrum** - Bunaithe ar dhinimicí fuaime
- **Scanner** - Bunaithe ar dhinimicí fuaime
- **Rhythm** - Bunaithe ar dhinimicí fuaime
- **Party** - Meascán de gach stíl Lean Fuaim, ceann i ndiaidh a chéile

Lean Dath

Is féidir leat Ambilight a shocrú chun an físeán a leanúint nó dinimicí fuaime cláir teilifíse. Mar rogha air sin, is féidir leat Ambilight a shocrú chun stíl datha réamhshocraithe a thaispeáint nó is féidir leat Ambilight a chasadh as.

Má roghnaíonn tú **Lean Dath**, is féidir leat ceann de na stíleanna datha réamhshocraithe a roghnú.

Chun an Stíl Ambilight a shocrú...

- 1 - Brúigh  **AMBILIGHT**.
- 2 - Roghnaigh **Lean Dath**.
- 3 - Roghnaigh an stíl atá uait.
- 4 - Brúigh  (clé) chun dul siar céim amháin nó brúigh  **BACK** chun an roghchlár a dhúnadh.




Is iad na stíleanna **Lean Dath** atá ar fáil ná...

- **Hot Lava** - Malairtí deirge
- **Deep Water** - Malairtí goirm
- **Fresh Nature** - Malairtí uaine
- **Warm white** - Malairtí datha bána
- **Cool White** - Dath statach

Lean Feidhmchlár

Tá an fheidhm seo ar fáil nuair a rialaíonn tú Ambilight le feidhmchlár.




Chun an Stíl Ambilight a shocrú...

- 1 - Brúigh  **AMBILIGHT**.
- 2 - Roghnaigh **Lean Feidhmchlár**.
- 3 - Lean an treoir ar an scáileán.
- 4 - Brúigh  (clé) chun dul siar céim amháin nó brúigh  **BACK** chun an roghchlár a dhúnadh.

18.2

Ambilight As

Chun Ambilight a chasadh as...

- 1 - Brúigh  **AMBILIGHT**.
- 2 - Roghnaigh **As**.
- 3 - Brúigh  (clé) chun dul siar céim amháin nó brúigh  **BACK** chun an roghchlár a dhúnadh.


Socruithe Ambilight




Chun tuilleadh eolais a fháil, in Cabhair,
roghnaigh Eochairfhocail agus déan cuardach
do Ambilight, Socruithe.

Sár-Roghanna

19.1

Maidir le Sár-Roghanna

Le  Sár-Roghanna, molann do theilifís...



- cláir teilifíse reatha in  **Ar an teilifís anois**
- na físeáin ar cíós is deireanaí in  **Físeán ar Éileamh**
- seirbhísí teilifíse ar líne (Catch Up TV) in  **Teilifís ar Éileamh**

Chun taitneamh a bhaint as Sár-Roghanna, nasc do theilifís leis an Idirlíon. Bí cinnte go nglacann tú leis na Téarmaí Úsáide. Níl seirbhísí ná eolas faoi na Sár-Roghanna ar fáil ach amháin i dtíortha faoi leith.

Téarmaí Úsáide

Ní mór duit glacadh leis na Téarmaí Úsáide chun ligint don teilifís na moltaí seo a dhéanamh. Cinntigh go bhfuil tic curtha agat sa ticbhosca do **Ag freastal ar do mholtaí pearsantaithe** chun moltaí pearsantaithe a fháil atá bunaithe ar do ghnásanna féachana.

Chun na Téarmaí Úsáide a oscailt...

- 1 - Brúigh  **TOP PICKS**.
- 2 - Úsáid na heochracha nascleanúna chun  a roghnú ar bharr an scáileáin ar thaobh na láimhe deise, roghnaigh **Téarmaí Úsáide** agus brúigh **OK**.

19.2

Ar Theilifís Anois

Maidir le Ar Theilifís Anois

Molann an teilifís na 10 gclár is mó a bhfuil tóir orthu faoi láthair le  **Ar Theilifís Anois**.



Roghnaítear na cláir a moltar ó na cainéil atá suiteáilte agat. Déantar an rogha ó chainéil do thír. Anuas air sin, is féidir leat ligint do **Ar Theilifís Anois** roinnt moltaí pearsantaithe a dhéanamh duit atá bunaithe ar na cláir a bhféachann tú orthu go rialta.

Chun eolas Ar Theilifís Anois a chur ar fáil...

- ní mór d'eolas Ar Theilifís Anois ar fáil i do thír.
- ní mór don teilifís na cainéil a bheith suiteáilte.
- Ní mór don teilifís a bheith nasctha leis an Idirlíon.
- ní mór do Chlog na teilifíse a bheith socraithe d'Uathoibríoch nó Ag Brath ar an Tír.
- ní mór duit glacadh leis na Téarmaí Úsáide (B'fhéidir gur ghlac tú leo cheana féin nuair a nasc tú leis an Idirlíon).

Ar Theilifís Anois á úsáid

Chun Ar Theilifís Anois a oscailt...


- 1 - Brúigh  **TOP PICKS** chun an roghchlár sár-roghanna a oscailt.
- 2 - Roghnaigh  **Ar Theilifís Anois** ar bharr an scáileáin agus brúigh **OK**.
- 3 - Roghnaigh **Tuilleadh** chun an t-eolaire teilifíse a oscailt.

Nuair a osclaíonn tú **Ar Theilifís Anois**, d'fhéadfadh roinnt soicind a bheith ag teastáil ón teilifís chun an t-eolas leathanaigh a athnuachan.

19.3

Teilifís ar Éileamh

Maidir le Teilifís ar Éileamh




Is féidir leat féachaint ar chláir teilifíse atá cailte agat nó féachaint ar na cláir is ansa leat ag an am is fearr a fheileann duit le  **Teilifís ar Éileamh**. Tugtar Catch Up TV, Replay TV nó Online TV ar an tseirbhís seo freisin. Is féidir féachaint ar na cláir atá ar fáil ar Theilifís ar Éileamh gan íoc.

Anuas air sin, is féidir leat ligint do Theilifís ar Éileamh roinnt moltaí pearsantaithe clár a dhéanamh, bunaithe ar shuiteáil na teilifíse agus ar na cláir a mbíonn tú ag féachaint orthu go rialta.



Ní thaispeánfar an deilbhín  sa bharr ar bharr an roghchláir Baile ach amháin nuair atá Teilifís ar Éileamh ar fáil.

Teilifís ar Éileamh a úsáid

Chun Teilifís ar Éileamh a oscailt...

- 1 - Brúigh  **TOP PICKS** chun an roghchlár sár-roghanna a oscailt.
- 2 - Roghnaigh  **Teilifís ar Éileamh** ar bharr an scáileáin agus brúigh **OK**.
- 3 - Roghnaigh **Gach Craoladh** agus brúigh **OK**. Is féidir leat craoltóir faoi leith a roghnú má tá níos mó ná ceann amháin ar fáil.
- 4 - Brúigh  **BACK** chun dúnadh.

Nuair a osclaíonn tú **Teilifís ar Éileamh**, d'fhéadfadh roinnt soicind a bheith ag teastáil ón teilifís chun an t-eolas leathanaigh a athnuachan.


A luaithe is atá clár tosaithe, is féidir leat na heochracha  (Seinn) agus  (Cuir ar sos) a úsáid.

Físeáin ar Éileamh

Maidir le Físeán ar Éileamh

Is féidir leat scannáin a thógáil amach ar cíos ó shiopa físeáin ar líne le  Físeán ar Éileamh .

Is féidir leat ligint do Físeán ar Éileamh roinnt moltaí pearsantaithe scannán a dhéanamh a bheidh bunaithe ar do thír, suiteáil na teilifíse agus ar na cláir a mbíonn tú ag féachaint orthu go rialta.

Ní thaispeánfar an deilbhín  sa bharr ar bharr ach amháin nuair atá Físeán ar Éileamh ar fáil.

Íocaíocht




Nuair a thógann tú amach scannán ar cíos nó nuair a cheannaíonn tú scannán, is féidir leat an siopa físeáin a íoc go sábháilte le do chárta creidmheasa. Iarrann an chuid is mó de na siopaí físeáin ort cuntas logála isteach a chruthú an chéad uair a thógann tú scannán amach ar cíos.

Trácht Idirlín

Má shruthaíonn tú go leor físeán, d'fhéadfá dul thar do theorainn tráchta Idirlín mhíosúil.

Ag Úsáid Físeán ar Éileamh



Chun Físeán ar Éileamh a oscailt...

- 1 - Brúigh  TOP PICKS chun an roghchlár sár-roghanna a oscailt.
- 2 - Roghnaigh  Físeán ar Éileamh ar bharr an scáileáin agus brúigh OK.
- 3 - Roghnaigh Gach Siopa, Molta, or Mór-rachairt le haghaidh do rogha.
- 4 - Brúigh  BACK chun dúnadh.

Nuair a osclaíonn tú Físeán ar Éileamh, d'fhéadfadh roinnt soicind a bheith ag teastáil ón teilifís chun an t-eolas leathanaigh a athnuachan.

Is féidir leat siopa físeáin ar leith a roghnú má tá níos mó ná ceann amháin ar fáil.

Chun scannán a thógáil amach ar cíos...

- 1 - Fág an pointeoir ar phóstaer scannáin. Taispeánfar faisnéis theoranta tar éis cúpla soicind.
- 2 - Brúigh OK chun leathanach scannán an tsiopa físeáin a oscailt chun achoimre den scannán a fháil.
- 3 - Deimhnigh d'ordú.
- 4 - Déan an íocaíocht ar an teilifís.
- 5 - Tosaigh ag féachaint. Is féidir leat na heochracha  (Seinn) agus  (Cuir ar sos) a úsáid.

Netflix

Má tá suibscríbhinn ballraíochta agat le Netflix, is féidir leat taitneamh a bhaint as Netflix ar an teilifís seo. Ní mór do do theilifís a bheith nasctha leis an Idirlíon. Seans nach mbeidh Netflix ar fáil i do réigiún ach amháin le nuashonruithe bogearraí sa todhchaí.

Chun Netflix a oscailt, brúigh **NETFLIX** chun an Feidhmchlár Netflix a oscailt. Is féidir leat Netflix a oscailt láithreach ó theilifís ar fuireachas. Is féidir leat Netflix a oscailt láithreach ó theilifís atá ar fuireachas.

www.netflix.com



Ilamharc

21.1

Téacs agus Teilifís

Is féidir leat féachaint ar chainéal teilifíse i scáileán beag Ilamharc nuair atá tú ag féachaint ar Théacs.

Chun féachaint ar chainéal teilifíse agus tú ag féachaint ar Théacs...

- 1 - Brúigh  Ilamharc * nó brúigh  chun an Roghchlár Teilifíse a oscailt.
- 2 - Roghnaigh Ilamharc agus brúigh OK.
- 3 - Roghnaigh Ilamharc: Air ar an scáileán. Taispeánfar an cainéal a raibh tú ag féachaint air sa scáileán beag.

Chun an scáileán beag a chur i bhfolach, roghnaigh Ilamharc: As ar an scáileán.



* Má tá an eochair  Ilamharc ar fáil ar do chianrialtán

21.2

HDMI agus teilifís

Is féidir leat féachaint ar chainéal teilifíse i scáileán beag Ilamharc nuair atá tú ag féachaint ar fhíseán ó ghléas HDMI nasctha.

Chun féachaint ar chainéal teilifíse agus tú ag féachaint ar fhíseán ó ghléas HDMI nasctha*...

- 1 - Brúigh  Ilamharc * nó brúigh  chun an Roghchlár Teilifíse a oscailt.
- 2 - Roghnaigh Ilamharc, agus brúigh OK.
- 3 - Roghnaigh Ilamharc: Air ar an scáileán. Taispeánfar an cainéal a raibh tú ag féachaint air sa scáileán beag.

Chun an scáileán beag a chur i bhfolach, roghnaigh Ilamharc: As ar an scáileán. Tabhair faoi deara: Ní féidir leat ach féachaint ar íomhá an chainéil teilifíse i mód Ilamhairc. Ní bheidh fuaim an chainéil teilifíse le cloisteáil.

* Má tá an eochair  Ilamharc ar fáil ar do chianrialtán





21.3

Nettv agus Teilifís

Is féidir leat féachaint ar chainéal teilifíse i scáileán beag Ilamharc nuair atá tú ag féachaint ar fheidhmchlár Nettv sa nGailearaí Feidhmchlár.

Chun féachaint ar chainéal teilifíse agus tú ag féachaint ar fheidhmchlár Nettv sa nGailearaí

Feidhmchlár*...

- 1 - Brúigh  Ilamharc * nó brúigh  chun an Roghchlár Teilifíse a oscailt.
- 2 - Roghnaigh Ilamharc, agus brúigh OK.
- 3 - Roghnaigh Ilamharc: Air ar an scáileán. Taispeánfar an cainéal a raibh tú ag féachaint air sa scáileán beag.
- 4 - Brúigh  + nó  - chun cainéil sa scáileán beag a athrú

Chun an scáileán beag a chur i bhfolach, roghnaigh Ilamharc: As ar an scáileán.



Tabhair faoi deara: Níl gach feidhmchlár Nettv in ann tacú le hIlamharc le cainéal teilifíse. Mura bhfuil an feidhmchlár in ann tacú le hIlamharc, taispeánfar teachtaireacht ar an teilifís: Ní thacaítear le hIlamharc.

* Má tá an eochair  Ilamharc ar fáil ar do chianrialtán

21.4

Nettv agus HDMI

Is féidir leat féachaint ar fheidhmchlár Nettv i nGailearaí na bhFeidhmchlár i scáileán beag Ilamharc nuair atá tú ag féachaint ar fhíseán ó ghléas HDMI nasctha.

- 1 - Brúigh  Ilamharc * nó brúigh  chun an Roghchlár Teilifíse a oscailt.
- 2 - Roghnaigh Ilamharc, agus brúigh OK.
- 3 - Roghnaigh Ilamharc: Air ar an scáileán.

Chun an scáileán beag a chur i bhfolach, roghnaigh Ilamharc: As ar an scáileán.

Tabhair faoi deara: Níl gach feidhmchlár Nettv in ann tacú le hIlamharc le cainéal teilifíse. Mura bhfuil an feidhmchlár in ann tacú le hIlamharc, taispeánfar teachtaireacht ar an teilifís: Ní thacaítear le hIlamharc.

* Má tá an eochair  Ilamharc ar fáil ar do chianrialtán

Bogearaí

22.1


Nuashonrú Bogearraí

Nuashonrú ón Idirlíon



Má tá an teilifís nasctha leis an Idirlíon, d'fhéadfá teachtaireacht a fháil chun bogearraí na teilifíse a nuashonrú. Teastaíonn nasc ardluais (leathanbhanda) leis an Idirlíon. Má fhaigheann tú an teachtaireacht seo, molaimid go ndéanfá an nuashonrú.

Nuair atá an teachtaireacht ar an scáileán, roghnaigh **Nuashonraigh** agus lean na treoracha ar an scáileán.

Is féidir leat cuardach a dhéanamh do nuashonrú bogearraí tú féin.

Níl aon pictiúr i rith an nuashonraithe bogearraí agus casfar an teilifís as agus air arís. D'fhéadfadh sé sin tarlú roinnt uaireanta. D'fhéadfadh an nuashonrú roinnt nóiméad a thógáil. Fan go dtí go dtiocfaidh pictiúr na teilifíse ar ais. Ná brúigh an lasc cumhachta  ar an teilifís nó ar an gcianrialtán i rith an nuashonraithe bogearraí.

Chun cuardach a dhéanamh do nuashonrú bogearraí tú féin...

- 1 - Brúigh , roghnaigh **Gach socrú** agus brúigh **OK**.
- 2 - Roghnaigh **Nuashonraigh Bogearraí > Déan Cuardach do Nuashonruithe**.
- 3 - Roghnaigh **Idirlíon**.
- 4 - Déanfaidh an teilifís cuardach do nuashonrú ar an Idirlíon.
- 5 - Má tá nuashonrú ar fáil, is féidir leat na bogearraí a nuashonrú láithreach.
- 6 - D'fhéadfadh nuashonrú bogearraí roinnt nóiméad a thógáil. Ná brúigh an eochair  ar an teilifís ná ar an gcianrialtán.
- 7 - Nuair atá an nuashonrú déanta, fillfidh an teilifís ar an gcainéal a raibh tú ag féachaint air.

Nuashonraigh ó USB

D'fhéadfadh sé a bheith riachtanach bogearraí na teilifíse a nuashonrú.

Teastaíonn ríomhaire uait le nasc ardluais don Idirlíon agus méaróg chuimhne USB chun na bogearraí a uaslódáil ar an teilifís. Úsáid méaróg chuimhne USB a bhfuil 500MB de spás saor air. Bí cinnte go bhfuil cosaint ar scríobh casta as.

Chun bogearraí na teilifíse a nuashonrú...

- 1 - Brúigh , roghnaigh **Gach socrú** agus brúigh **OK**.

2 - Roghnaigh **Nuashonraigh Bogearraí > Déan Cuardach do Nuashonruithe**.

3 - Roghnaigh **USB** agus brúigh **OK**.

Aithin an teilifís

1 - Cuir an mhéaróg chuimhne USB isteach i gceann de na naisc USB ar an teilifís.

2 - Roghnaigh **Scríobh chuig USB** agus brúigh **OK**. Scríobhtar comhaid aitheantais ar an méaróg chuimhne USB.

Íoslódáil na bogearraí

1 - Cuir an mhéaróg chuimhne USB isteach i do ríomhaire.

2 - Aimsigh an comhad **update.htm** ar an méaróg chuimhne USB agus cliceáil faoi dhó air.


3 - Cliceáil **Seol ID**.

4 - Má tá bogearraí nua ar fáil, íoslódáil an comhad **.zip**.

5 - I ndiaidh na híoslódála, dízipeáil an comhad agus cóipeáil an comhad **autorun.upg** go dtí an mhéaróg chuimhne USB. Ná cuir an comhad seo i bhfillteán.

Nuashonraigh bogearraí na teilifíse

1 - Cuir an mhéaróg chuimhne USB isteach sa teilifís arís. Tosaíonn an nuashonrú go huathoibríoch.

2 - D'fhéadfadh nuashonrú bogearraí roinnt nóiméad a thógáil. Ná brúigh an eochair  ar an teilifís ná ar an gcianrialtán. Ná bain amach an mhéaróg chuimhne USB.

3 - Nuair atá an nuashonrú déanta, fillfidh an teilifís ar an gcainéal a raibh tú ag féachaint air.

Má chliseann ar an gcumhacht i rith an nuashonraithe, ná bain as an mhéaróg chuimhne USB ón teilifís go deo. Nuair a thiocfaidh an chumhacht ar ais, leanfaidh an nuashonrú ar aghaidh.

Scríos an comhad **autorun.upg** ón méaróg chuimhne USB chun nuashonrú tionóisceach bhogearraí na teilifíse a chosc.

22.2


Leagan Bogearraí

Chun féachaint ar leagan reatha na mbogearraí teilifíse...

1 - Brúigh , roghnaigh **Gach socrú** agus brúigh **OK**.

2 - Roghnaigh **Nuashonraigh Bogearraí > Eolas faoi Bhogearraí Reatha** agus brúigh **OK**.

3 - Taispeánfar an leagan, na nótaí eisithe agus an dáta cruthaithe. Taispeánfar an Uimhir ESN Netflix freisin má tá sé ar fáil.

4 - Brúigh  (clé), arís agus arís eile, más gá, chun an roghchlár a dhúnadh.

Bogearraí Foinse Oscailte

Tá bogearraí foinse oscailte sa teilifís seo. Tairgeann TP Vision Europe B.V. leis seo cóip den chód foinse comhfhreagrach iomlán do na pacáistí bogearraí foinse oscailte faoi chóipcheart a úsáidtear sa táirge seo a sheachadadh, ach iarratas a bheith déanta, sa chás go bhfuil a leithéid de thairiscint iarrtha ag na ceadúnais faoi seach.

Tá an tairiscint seo bailí ar feadh tréimhse suas le trí bliana i ndiaidh an táirgeadh a cheannach do dhuine ar bith a bhfuil an t-eolas seo acu.

Chun an cód foinse a fháil, scríobh i mBéarla le do thoil chuig. . .

open.source@tpvision.com

Ceadúnas Foinse Oscailte

Maidir leis an gCeadúnas Foinse Oscailte

README chun an cód foinse a fháil do na codanna sin de bhogearraí teilifíse TP Vision Netherlands B.V. a thagann faoi cheadúnais foinse oscailte.

Is cáipéis í seo ina ndéantar cur síos ar dháileadh an chóid foinse atá á úsáid ar theilifís TP Vision Netherlands B.V., a thagann faoi cheann amháin den Cheadúnas Poiblí Ginearálta GNU (an GPL), nó Ceadúnas Poiblí Níos Lú GNU (an LGPL), nó aon cheadúnas foinse oscailte eile. Is féidir treoracha a fháil faoin gcaoi cóipeanna de na bogearraí seo a fháil sna Treoracha Úsáide.

NÍ THUGANN TP Vision Netherlands B.V. AON BHARÁNTA, BÍODH SÉ SAINRÁITE NÓ INTUIGTHE, LENA N-ÁIRÍTEAR AON BHARÁNTA INDÍOLTACHTA NÓ OIRIÚNACHT DO CHUSPÓIR FAOI LEITH, MAIDIR LEIS NA BOGEARRAÍ SEO. Ní thugann TP Vision Netherlands B.V. aon tacaíocht do na bogearraí seo. Ní chuireann an méid atá ráite thuas isteach ar do bharántaí ná ar do chearta reachtúla maidir le haon táirge de chuid TP Vision Netherlands B.V. atá ceannaithe agat. Ní bhaineann sé ach leis an gcód foinse seo atá curtha ar fáil duit.

Open Source

Android (5.1.0)

This TV contains the Android Lollipop Software. Android is a Linux-based operating system designed primarily for touch screen mobile devices such as smartphones and tablet computers. This software will also be reused in TPVision Android based TV's. The original download site for this software is :

<https://android.google.com>/This piece of software is made available under the terms and conditions of the Apache license version 2, which can be found below. Android APACHE License Version 2 (<http://source.android.com/source/licenses.html>)

Toolbox (N/A)

The original download site for this software is : <https://android.google.com>/This piece of software is made available under the terms and conditions of the Apache license version 2, which can be found below. Android APACHE License Version 2 (<http://source.android.com/source/licenses.html>)

linux kernel (3.10.27)

This TV contains the Linux Kernel. The original download site for this software is : <http://www.kernel.org/>. This piece of software is made available under the terms and conditions of the GPL v2 license, which can be found below. Additionally, following exception applies : "NOTE! This copyright does *not* cover user programs that use kernel services by normal system calls - this is merely considered normal use of the kernel, and does *not* fall under the heading of "derived work". Also note that the GPL below is copyrighted by the Free Software Foundation, but the instance of code that it refers to (the linux kernel) is copyrighted by me and others who actually wrote it. Also note that the only valid version of the GPL as far as the kernel is concerned is `_this_` particular version of the license (ie v2, not v2.2 or v3.x or whatever), unless explicitly otherwise stated. Linus Torvalds"

libcurl (7.21.7)

libcurl is a free and easy-to-use client-side URL transfer library, supporting DICT, FILE, FTP, FTPS, Gopher, HTTP, HTTPS, IMAP, IMAPS, LDAP, LDAPS, POP3, POP3S, RTMP, RTSP, SCP, SFTP, SMTP, SMTPS, Telnet and TFTP. libcurl supports SSL certificates, HTTP POST, HTTP PUT, FTP uploading, HTTP form based upload, proxies, cookies, user+password authentication (Basic, Digest, NTLM, Negotiate, Kerberos), file transfer resume, http proxy tunneling and more! The original download site for this software is :

[http://curl.haxx.se/libcurl/COPYRIGHT AND PERMISSION NOTICE](http://curl.haxx.se/libcurl/COPYRIGHT%20AND%20PERMISSION%20NOTICE)

Copyright (c) 1996 - 2010, Daniel Stenberg, daniel@haxx.se. All rights reserved. Permission to use,

copy, modify, and distribute this software for any purpose with or without fee is hereby granted, provided that the above copyright notice and this permission notice appear in all copies. THE SOFTWARE IS PROVIDED "AS IS", WITHOUT WARRANTY OF ANY KIND, EXPRESS OR IMPLIED, INCLUDING BUT NOT LIMITED TO THE WARRANTIES OF MERCHANTABILITY, FITNESS FOR A PARTICULAR PURPOSE AND NONINFRINGEMENT OF THIRD PARTY RIGHTS. IN NO EVENT SHALL THE AUTHORS OR COPYRIGHT HOLDERS BE LIABLE FOR ANY CLAIM, DAMAGES OR OTHER LIABILITY, WHETHER IN AN ACTION OF CONTRACT, TORT OR OTHERWISE, ARISING FROM, OUT OF OR IN CONNECTION WITH THE SOFTWARE OR THE USE OR OTHER DEALINGS IN THE SOFTWARE. Except as contained in this notice, the name of a copyright holder shall not be used in advertising or otherwise to promote the sale, use or other dealings in this Software without prior written authorization of the copyright holder.

libfreetype (2.4.2)

FreeType is a software development library, available in source and binary forms, used to render text on to bitmaps and provides support for other font-related operations

The original download site for this software is : <https://github.com/julienr/libfreetype-android>
License

libjpeg (8a)

This package contains C software to implement JPEG image encoding, decoding, and transcoding. This software is based in part on the work of the Independent JPEG Group.

The authors make NO WARRANTY or representation, either express or implied, with respect to this software, its quality, accuracy, merchantability, or fitness for a particular purpose. This software is provided "AS IS", and you, its user, assume the entire risk as to its quality and accuracy. This software is copyright (C) 1991-1998, Thomas G. Lane. All Rights Reserved except as specified below. Permission is hereby granted to use, copy, modify, and distribute this software (or portions thereof) for any purpose, without fee, subject to these conditions:(1) If any part of the source code for this software is distributed, then this README file must be included, with this copyright and no-warranty notice unaltered; and any additions, deletions, or changes to the original files must be clearly indicated in accompanying documentation.(2) If only executable code is distributed, then the accompanying documentation must state that "this software is based in part on the work of the Independent JPEG Group".(3) Permission for use of this software is granted only if the user accepts full responsibility for any undesirable consequences; the authors accept NO LIABILITY for damages of any kind. These conditions apply to any

software derived from or based on the IJG code, not just to the unmodified library. If you use our work, you ought to acknowledge us. Permission is NOT granted for the use of any IJG author's name or company name in advertising or publicity relating to this software or products derived from it. This software may be referred to only as "the Independent JPEG Group's software". We specifically permit and encourage the use of this software as the basis of commercial products, provided that all warranty or liability claims are assumed by the product vendor.

libpng (1.4.1)

libpng is the official Portable Network Graphics (PNG) reference library (originally called pnglib). It is a platform-independent library that contains C functions for handling PNG images. It supports almost all of PNG's features, is extensible. The original download site for this software is :

<https://github.com/julienr/libpng-android>
libpng license

openssl (1.0.1j)

OpenSSL is an open-source implementation of the SSL and TLS protocols. The core library, written in the C programming language, implements the basic cryptographic functions and provides various utility functions. The original download site for this software is : <http://openssl.org/>
OpenSSL license

Zlib compression library (1.2.7)

zlib is a general purpose data compression library. All the code is thread safe. The data format used by the zlib library is described by RFCs (Request for Comments) 1950 to 1952 in the files <http://tools.ietf.org/html/rfc1950> (zlib format), rfc1951 (deflate format) and rfc1952 (gzip format) Developed by Jean-loup Gailly and Mark Adler(C) 1995-2012 Jean-loup Gailly and Mark Adler This software is provided 'as-is', without any express or implied warranty. In no event will the authors be held liable for any damages arising from the use of this software. Permission is granted to anyone to use this software for any purpose, including commercial applications, and to alter it and redistribute it freely, subject to the following restrictions: 1. The origin of this software must not be misrepresented; you must not claim that you wrote the original software. If you use this software in a product, an acknowledgment in the product documentation would be appreciated but is not required. 2. Altered source versions must be plainly marked as such, and must not be misrepresented as being the original software. 3. This notice may not be removed or altered from any source distribution. Jean-loup Gailly Mark Adler jloup@gzip.org madler@alumni.caltech.edu

dvbsnoop (1.2)

dvbsnoop is a DVB / MPEG stream analyzer program. For generating CRC32 values required for composing

PAT, PMT, EIT sections

The original download site for this software is : <https://github.com/a4tunado/dvbsnoop/blob/master/src/misc/crc32.c> GPL v2

<http://dvbsnoop.sourceforge.net/dvbsnoop.html>

ezxml (0.8.6)

ezXML is a C library for parsing XML documents.

The original download site for this software is :

<http://ezxml.sourceforge.net>. Copyright 2004, 2005 Aaron Voisine. This piece of software is made available under the terms and conditions of the MIT license, which can be found below.

gSoap (2.7.15)

The gSOAP toolkit is an open source C and C++ software development toolkit for SOAP/XML Web services and generic (non-SOAP) C/C++ XML data bindings. Part of the software embedded in this product is gSOAP software. Portions created by gSOAP are Copyright 2001-2009 Robert A. van Engelen, Genivia inc. All Rights Reserved. THE SOFTWARE IN THIS PRODUCT WAS IN PART PROVIDED BY GENIVIA INC AND ANY EXPRESS OR IMPLIED WARRANTIES, INCLUDING, BUT NOT LIMITED TO, THE IMPLIED WARRANTIES OF MERCHANTABILITY AND FITNESS FOR A PARTICULAR PURPOSE ARE DISCLAIMED. IN NO EVENT SHALL THE AUTHOR BE LIABLE FOR ANY DIRECT, INDIRECT, INCIDENTAL, SPECIAL, EXEMPLARY, OR CONSEQUENTIAL DAMAGES (INCLUDING, BUT NOT LIMITED TO, PROCUREMENT OF SUBSTITUTE GOODS OR SERVICES; LOSS OF USE, DATA, OR PROFITS; OR BUSINESS INTERRUPTION) HOWEVER CAUSED AND ON ANY THEORY OF LIABILITY, WHETHER IN CONTRACT, STRICT LIABILITY, OR TORT (INCLUDING NEGLIGENCE OR OTHERWISE) ARISING IN ANY WAY OUT OF THE USE OF THIS SOFTWARE, EVEN IF ADVISED OF THE POSSIBILITY OF SUCH DAMAGE.

restlet (2.1.7)

Restlet is a lightweight, comprehensive, open source REST framework for the Java platform. Rest let is suitable for both server and client Web applications. It supports major Internet transport, data format, and service description standards like HTTP and HTTPS, SMTP, XML, JSON, Atom, and WADL. The original download site for this software is : <http://restlet.org> This piece of software is made available under the terms and conditions of the Apache License version 2.

Opera Web Browser (SDK 3.5)

This TV contains Opera Browser Software.

dmalloc (2.7.2)

Opera uses Doug Lea's memory allocator

The original download site for this software is : <http://gee.cs.oswego.edu/dl/html/malloc.html>

double-conversion

Opera uses double-conversion library by Florian Loitsch, faster double : string conversions (dtoa and strtod). The original download site for this software is : <http://code.google.com/p/double-conversion> Copyright 2006-2011, the V8 project authors. All rights reserved. Redistribution and use in source and binary forms, with or without modification, are permitted provided that the following conditions are met: * Redistributions of source code must retain the above copyright notice, this list of conditions and the following disclaimer. * Redistributions in binary form must reproduce the above copyright notice, this list of conditions and the following disclaimer in the documentation and/or other materials provided with the distribution. * Neither the name of Google Inc. nor the names of its contributors may be used to endorse or promote products derived from this software without specific prior written permission. THIS SOFTWARE IS PROVIDED BY THE COPYRIGHT HOLDERS AND CONTRIBUTORS "AS IS" AND ANY EXPRESS OR IMPLIED WARRANTIES, INCLUDING, BUT NOT LIMITED TO, THE IMPLIED WARRANTIES OF MERCHANTABILITY AND FITNESS FOR A PARTICULAR PURPOSE ARE DISCLAIMED. IN NO EVENT SHALL THE COPYRIGHT OWNER OR CONTRIBUTORS BE LIABLE FOR ANY DIRECT, INDIRECT, INCIDENTAL, SPECIAL, EXEMPLARY, OR CONSEQUENTIAL DAMAGES (INCLUDING, BUT NOT LIMITED TO, PROCUREMENT OF SUBSTITUTE GOODS OR SERVICES; LOSS OF USE, DATA, OR PROFITS; OR BUSINESS INTERRUPTION) HOWEVER CAUSED AND ON ANY THEORY OF LIABILITY, WHETHER IN CONTRACT, STRICT LIABILITY, OR TORT (INCLUDING NEGLIGENCE OR OTHERWISE) ARISING IN ANY WAY OUT OF THE USE OF THIS SOFTWARE, EVEN IF ADVISED OF THE POSSIBILITY OF SUCH DAMAGE.

EMX (0.9c)

Opera uses EMX, which is an OS/2 port of the gcc suite. Opera uses modified versions of the sprint and sscanf methods from this C library. * The emx libraries are not distributed under the GPL. Linking an * application with the emx libraries does not cause the executable * to be covered by the GNU General Public License. You are allowed * to change and copy the emx library sources if you keep the copyright * message intact. If you improve the emx libraries, please send your * enhancements to the emx author (you should copyright your * enhancements similar to the existing emx libraries).

freetype (2.4.8)

Opera uses freetype FreeType 2 is a software-font engine that is designed to be small, efficient, highly customizable and portable, while capable of

producing high-quality output (glyph images).The original download site for this software is : <http://www.freetype.org/freetype2/index.html>Freetype License HKSCS (2008)

Opera uses HKSCS: The Government of the Hong Kong Special Administrative Region HKSCS mappingsThe original download site for this software is : <http://www.ogcio.gov.hk>Before downloading the Software or Document provided on this Web page, you should read the following terms (Terms of Use). By downloading the Software and Document, you are deemed to agree to these terms.1. The Government of the Hong Kong Special Administrative Region (HKSARG) has the right to amend or vary the terms under this Terms of Use from time to time at its sole discretion.2. By using the Software and Document, you irrevocably agree that the HKSARG may from time to time vary this Terms of Use without further notice to you and you also irrevocably agree to be bound by the most updated version of the Terms of Use.3. You have the sole responsibility of obtaining the most updated version of the Terms of Use which is available in the "Digital 21" Web site (http://www.ogcio.gov.hk/en/business/tech_promotion/ccli/terms/terms.htm).4. By accepting this Terms of Use, HKSARG shall grant you a non-exclusive license to use the Software and Document for any purpose, subject to clause 5 below.5. You are not allowed to make copies of the Software and Document except it is incidental to and necessary for the normal use of the Software. You are not allowed to adapt or modify the Software and Document or to distribute, sell, rent, or make available to the public the Software and Document, including copies or an adaptation of them.6. The Software and Document are protected by copyright. The licensors of the Government of Hong Kong Special Administrative Region are the owners of all copyright works in the Software and Document. All rights reserved.7. You understand and agree that use of the Software and Document are at your sole risk, that any material and/or data downloaded or otherwise obtained in relation to the Software and Document is at your discretion and risk and that you will be solely responsible for any damage caused to your computer system or loss of data or any other loss that results from the download and use of the Software and Document in any manner whatsoever.8. In relation to the Software and Document, HKSARG hereby disclaims all warranties and conditions, including all implied warranties and conditions of merchantability, fitness for a particular purpose and non-infringement.9. HKSARG will not be liable for any direct, indirect, incidental, special or consequential loss of any kind resulting from the use of or the inability to use the Software and Document even if HKSARG has been advised of the possibility of such loss.10. You agree not to sue HKSARG and agree to indemnify, defend and hold harmless HKSARG, its officers and employees from any and all third party

claims, liability, damages and/or costs (including, but not limited to, legal fees) arising from your use of the Software and Document, your violation of the Terms of Use or infringement of any intellectual property or other right of any person or entity.11. The Terms of Use will be governed by and construed in accordance with the laws of Hong Kong.12. Any waiver of any provision of the Terms of Use will be effective only if in writing and signed by HKSARG or its representative.13. If for any reason a court of competent jurisdiction finds any provision or portion of the Terms of Use to be unenforceable, the remainder of the Terms of Use will continue in full force and effect.14. The Terms of Use constitute the entire agreement between the parties with respect to the subject matter hereof and supersedes and replaces all prior or contemporaneous understandings or agreements, written or oral, regarding such subject matter.15. In addition to the licence granted in Clause 4, HKSARG hereby grants you a non-exclusive limited licence to reproduce and distribute the Software and Document with the following conditions:(i) not for financial gain unless it is incidental;(ii) reproduction and distribution of the Software and Document in complete and unmodified form; and(iii) when you distribute the Software and Document, you agree to attach the Terms of Use and a statement that the latest version of the Terms of Use is available from the "Office of the Government Chief Information Officer" Web site (http://www.ogcio.gov.hk/en/business/tech_promotion/ccli/terms/terms.htm).

IANA (Dec 30 2013)

Opera uses Internet Assigned Numbers Authority: Character encoding tag names and numbers. The original download site for this software is : <https://www.iana.org>

ICU (3)

Opera uses ICU : International Components for Unicode: Mapping table for GB18030The original download site for this software is : <http://site.icu-project.org/http://source.icu-project.org/repos/icu/icu/trunk/license.html>

MozTW (1.0)

Opera uses MoxTW : MozTW project: Big5-2003 mapping tables. The original download site for this software is : <https://moztw.org>This piece of software is made available under the terms and conditions of CCPL

NPAPI (0.27)

Opera uses NPAPI : Netscape 4 Plugin API: npapi.h, npfunctions.h, npruntime.h and nptypes.h. Distributed as part of the Netscape 4 Plugin SDK.The original download site for this software is : wiki.mozilla.orgThis piece of software is made available under the terms and conditions of mozilla licence as described

below.

Unicode (4.0)

Opera uses Unicode : Data from the Unicode character database. The original download site for this software is : www.unicode.org<http://www.unicode.org/copyright.html>

Webp (0.2.0)

Opera uses Webp : libwebp is a library for decoding images in the WebP format. Products may use it to decode WebP images. The turbo servers will eventually re-decode images to WebP. The original download site for this software is : <https://developers.google.com/speed/webp/?csw=1>
<https://chromium.googlesource.com/webm/libwebp/>
Additional IP Rights Grant (Patents)"This implementation" means the copyrightable works distributed by Google as part of the WebM Project. Google hereby grants to you a perpetual, worldwide, non-exclusive, no-charge, royalty-free, irrevocable (except as stated in this section) patent license to make, have made, use, offer to sell, sell, import, transfer, and otherwise run, modify and propagate the contents of this implementation of VP8, where such license applies only to those patent claims, both currently owned by Google and acquired in the future, licensable by Google that are necessarily infringed by this implementation of VP8. This grant does not include claims that would be infringed only as a consequence of further modification of this implementation. If you or your agent or exclusive licensee institute or order or agree to the institution of patent litigation against any entity (including a cross-claim or counterclaim in a lawsuit) alleging that this implementation of VP8 or any code incorporated within this implementation of VP8 constitutes direct or contributory patent infringement, or inducement of patent infringement, then any patent rights granted to you under this License for this implementation of VP8 shall terminate as of the date such litigation is filed.

FaceBook SDK (3.0.1)

This TV contains Facebook SDK. The Facebook SDK for Android is the easiest way to integrate your Android app with Facebook's platform. The SDK provides support for Login with Facebook authentication, reading and writing to Facebook APIs and support for UI elements such as pickers and dialogs. The original download site for this software is : <https://developer.facebook.com/docs/android> This piece of software is made available under the terms and conditions of the Apache License version 2.

iptables (1.4.7)

iptables is a user space application program that allows a system administrator to configure the tables provided by the Linux kernel firewall (implemented as different Netfilter modules) and the chains and rules it

stores. Different kernel modules and programs are currently used for different protocols; iptables applies to IPv4. The original download site for this software is : <https://android.googlesource.com> This piece of software is made available under the terms and conditions of the GPL v2.

libyuv (814)

libyuv is an open source project that includes YUV conversion and scaling functionality. The original download site for this software is : <http://code.google.com/p/libyuv> This piece of software is made available under the terms and conditions BSD.

ffmpeg (2.1.3)

This TV uses FFmpeg. FFmpeg is a complete, cross-platform solution to record, convert and stream audio and video. The original download site for this software is : <http://ffmpeg.org> This piece of software is made available under the terms and conditions of the GPL v2 license, which can be found below.

u-boot (2011-12)

U-boot is a boot loader for embedded boards based on ARM, MIPS and other processors, which can be installed in a boot ROM and used to initialize and test the hardware or to download and run application code

This piece of software is made available under the terms and conditions of the GPL v2 license, which can be found below.

live555 (0.82)

Live555 provides RTP/RTCP/RTSP client. The original download site for this software is : <http://www.live555.com> This piece of software is made available under the terms and conditions of the LGPL v2.1 license, which can be found below.

Bluetooth Stack (Bluedroid)

This TV uses Bluetooth stack. The original download site for this software is : This piece of software is made available under the terms and conditions of Android Apache License Version 2.

EXIF (NA)

Exif JPEG header manipulation tool. The original download site for this software is : <http://www.sentex.net/~mwandel/jhead/> Portions of this source code are in the public domain

Copyright (c) 2008, The Android Open Source Project

All rights reserved. Redistribution and use in source and binary forms, with or without modification, are permitted provided that the following conditions are met: * Redistributions of source code must retain the above copyright notice, this list of conditions and the following disclaimer. * Redistributions in binary form must reproduce the above copyright notice, this list of

conditions and the following disclaimer in the documentation and/or other materials provided with the distribution. * Neither the name of The Android Open Source Project nor the names of its contributors may be used to endorse or promote products derived from this software without specific prior written permission. THIS SOFTWARE IS PROVIDED BY THE COPYRIGHT HOLDERS AND CONTRIBUTORS "AS IS" AND ANY EXPRESS OR IMPLIED WARRANTIES, INCLUDING, BUT NOT LIMITED TO, THE IMPLIED WARRANTIES OF MERCHANTABILITY AND FITNESS FOR A PARTICULAR PURPOSE ARE DISCLAIMED. IN NO EVENT SHALL THE COPYRIGHT OWNER OR CONTRIBUTORS BE LIABLE FOR ANY DIRECT, INDIRECT, INCIDENTAL, SPECIAL, EXEMPLARY, OR CONSEQUENTIAL DAMAGES (INCLUDING, BUT NOT LIMITED TO, PROCUREMENT OF SUBSTITUTE GOODS OR SERVICES; LOSS OF USE, DATA, OR PROFITS; OR BUSINESS INTERRUPTION) HOWEVER CAUSED AND ON ANY THEORY OF LIABILITY, WHETHER IN CONTRACT, STRICT LIABILITY, OR TORT (INCLUDING NEGLIGENCE OR OTHERWISE) ARISING IN ANY WAY OUT OF THE USE OF THIS SOFTWARE, EVEN IF ADVISED OF THE POSSIBILITY OF SUCH DAMAGE.

EXPAT (2.1.0)

EXPAT is a XML Parser. The original download site for this software is :

<http://expat.sourceforge.net> Copyright (c) 1998, 1999, 2000 Thai Open Source Software Center Ltd and Clark Cooper

Copyright (c) 2001, 2002, 2003, 2004, 2005, 2006 Expat maintainers. Permission is hereby granted, free of charge, to any person obtaining a copy of this software and associated documentation files (the "Software"), to deal in the Software without restriction, including without limitation the rights to use, copy, modify, merge, publish, distribute, sublicense, and/or sell copies of the Software, and to permit persons to whom the Software is furnished to do so, subject to the following conditions: The above copyright notice and this permission notice shall be included in all copies or substantial portions of the Software. THE SOFTWARE IS PROVIDED "AS IS", WITHOUT WARRANTY OF ANY KIND, EXPRESS OR IMPLIED, INCLUDING BUT NOT LIMITED TO THE WARRANTIES OF MERCHANTABILITY, FITNESS FOR A PARTICULAR PURPOSE AND NONINFRINGEMENT. IN NO EVENT SHALL THE AUTHORS OR COPYRIGHT HOLDERS BE LIABLE FOR ANY CLAIM, DAMAGES OR OTHER LIABILITY, WHETHER IN AN ACTION OF CONTRACT, TORT OR OTHERWISE, ARISING FROM, OUT OF OR IN CONNECTION WITH THE SOFTWARE OR THE USE OR OTHER DEALINGS IN THE SOFTWARE.

neven face recognition library (NA)

This TV uses neven face recognition library which is used for face recognition This piece of software is

made available under the terms and conditions of Android Apache License version 2.

Unicode (4.8.1.1)

This TV uses Unicode which specifies the representation of text

The original download site for this software is : <http://icu-project.org> ICU License - ICU 1.8.1 and later

COPYRIGHT AND PERMISSION NOTICE

Copyright (c) 1995-2008 International Business Machines Corporation and others

All rights reserved. Permission is hereby granted, free of charge, to any person obtaining a copy of this software and associated documentation files (the "Software"), to deal in the Software without restriction, including without limitation the rights to use, copy, modify, merge, publish, distribute, and/or sell copies of the Software, and to permit persons to whom the Software is furnished to do so, provided that the above copyright notice(s) and this permission notice appear in all copies of the Software and that both the above copyright notice(s) and this permission notice appear in supporting documentation. THE SOFTWARE IS PROVIDED "AS IS", WITHOUT WARRANTY OF ANY KIND, EXPRESS OR IMPLIED, INCLUDING BUT NOT LIMITED TO THE WARRANTIES OF MERCHANTABILITY, FITNESS FOR A PARTICULAR PURPOSE AND NONINFRINGEMENT OF THIRD PARTY RIGHTS. IN NO EVENT SHALL THE COPYRIGHT HOLDER OR HOLDERS INCLUDED IN THIS NOTICE BE LIABLE FOR ANY CLAIM, OR ANY SPECIAL INDIRECT OR CONSEQUENTIAL DAMAGES, OR ANY DAMAGES WHATSOEVER RESULTING FROM LOSS OF USE, DATA OR PROFITS, WHETHER IN AN ACTION OF CONTRACT, NEGLIGENCE OR OTHER TORTIOUS ACTION, ARISING OUT OF OR IN CONNECTION WITH THE USE OR PERFORMANCE OF THIS SOFTWARE. Except as contained in this notice, the name of a copyright holder shall not be used in advertising or otherwise to promote the sale, use or other dealings in this Software without prior written authorization of the copyright holder. All trademarks and registered trademarks mentioned herein are the property of their respective owners.

IPRoute2 (NA)

IPRoute2 is used for TCP/IP, Networking and Traffic control. The original download site for this software is : <http://www.linuxfoundation.org/collaborate/workgroups/networking/iproute2> This piece of software is made available under the terms and conditions of GPL V2.

mtpd (NA)

mtpd is used for VPN Network. The original download site for this software is : <http://libmtp.sourceforge.net/> This piece of software is made available under the terms and conditions of

Apache License version 2.0.

MDNS Responder (NA)

MDNS Responder. The Mdns Responder project is a component of Bonjour, Apple's ease-of-use IP networking initiative. The original download site for this software is : <http://www.opensource.apple.com/tarballs/mDNSResponder/>This piece of software is made available under the terms and conditions of Apache License version 2.0.

NFC (NA)

NFC Semiconductor's NFC Library. Near Field Communication (NFC) is a set of short-range wireless technologies, typically requiring a distance of 4cm or less to initiate a connection. NFC allows you to share small payloads of data between an NFC tag and an Android-powered device, or between two Android-powered devices. This piece of software is made available under the terms and conditions of Apache License version 2.0.

Skia (NA)

Skia is a complete 2D graphic library for drawing Text, Geometries, and Images. The original download site for this software is :

<http://code.google.com/p/skia/>Copyright (c) 2011 Google Inc. All rights reserved. Redistribution and use in source and binary forms, with or without modification, are permitted provided that the following conditions are met: * Redistributions of source code must retain the above copyright notice, this list of conditions and the following disclaimer. * Redistributions in binary form must reproduce the above copyright notice, this list of conditions and the following disclaimer in the documentation and/or other materials provided with the distribution. * Neither the name of Google Inc. nor the names of its contributors may be used to endorse or promote products derived from this software without specific prior written permission. THIS SOFTWARE IS PROVIDED BY THE COPYRIGHT HOLDERS AND CONTRIBUTORS "AS IS" AND ANY EXPRESS OR IMPLIED WARRANTIES, INCLUDING, BUT NOT LIMITED TO, THE IMPLIED WARRANTIES OF MERCHANTABILITY AND FITNESS FOR A PARTICULAR PURPOSE ARE DISCLAIMED. IN NO EVENT SHALL THE COPYRIGHT OWNER OR CONTRIBUTORS BE LIABLE FOR ANY DIRECT, INDIRECT, INCIDENTAL, SPECIAL, EXEMPLARY, OR CONSEQUENTIAL DAMAGES (INCLUDING, BUT NOT LIMITED TO, PROCUREMENT OF SUBSTITUTE GOODS OR SERVICES; LOSS OF USE, DATA, OR PROFITS; OR BUSINESS INTERRUPTION) HOWEVER CAUSED AND ON ANY THEORY OF LIABILITY, WHETHER IN CONTRACT, STRICT LIABILITY, OR TORT (INCLUDING NEGLIGENCE OR OTHERWISE) ARISING IN ANY WAY OUT OF THE USE OF THIS SOFTWARE, EVEN IF ADVISED OF THE POSSIBILITY OF SUCH DAMAGE.

Sonic Audio Synthesis library (NA)

The original download site for this software is : <http://www.sonivoxmi.com/>This piece of software is made available under the terms and conditions of Apache License version 2.0.

Sqlite (3071100)

The original download site for this software is : www.sqlite.org. This piece of software is made available under the terms and conditions of Apache License version 2.0.

Nuance Speech Recognition engine (NA)

The original download site for this software is : <http://www.nuance.com/>This piece of software is made available under the terms and conditions of Apache License version 2.0.

C++Standard Template Library library (5)

This TV uses Implementation of the C++ Standard Template Library. The original download site for this software is : <http://stlport.sourceforge.net> Boris Fomitchev grants Licensee a non-exclusive, non-transferable, royalty-free license to use STLport and its documentation without fee. By downloading, using, or copying STLport or any portion thereof, Licensee agrees to abide by the intellectual property laws and all other applicable laws of the United States of America, and to all of the terms and conditions of this Agreement. Licensee shall maintain the following copyright and permission notices on STLport sources and its documentation unchanged :Copyright 1999,2000 Boris Fomitchev

This material is provided "as is", with absolutely no warranty expressed or implied. Any use is at your own risk. Permission to use or copy this software for any purpose is hereby granted without fee, provided the above notices are retained on all copies. Permission to modify the code and to distribute modified code is granted, provided the above notices are retained, and a notice that the code was modified is included with the above copyright notice. The Licensee may distribute binaries compiled with STLport (whether original or modified) without any royalties or restrictions. The Licensee may distribute original or modified STLport sources, provided that: The conditions indicated in the above-permission notice are met; The following copyright notices are retained when present, and conditions provided in accompanying permission notices are met :Copyright 1994 Hewlett-Packard Company Copyright 1996,97 Silicon Graphics Computer Systems, Inc. Copyright 1997 Moscow Center for SPARC Technology. Permission to use, copy, modify, distribute and sell this software and its documentation for any purpose is hereby granted without fee, provided that the above copyright notice appear in all copies and that both that copyright notice and this permission notice appear in supporting documentation. Hewlett-

Packard Company makes no representations about the suitability of this software for any purpose. It is provided "as is" without express or implied warranty. Permission to use, copy, modify, distribute and sell this software and its documentation for any purpose is hereby granted without fee, provided that the above copyright notice appear in all copies and that both that copyright notice and this permission notice appear in supporting documentation. Silicon Graphics makes no representations about the suitability of this software for any purpose. It is provided "as is" without express or implied warranty. Permission to use, copy, modify, distribute and sell this software and its documentation for any purpose is hereby granted without fee, provided that the above copyright notice appear in all copies and that both that copyright notice and this permission notice appear in supporting documentation. Moscow Center for SPARC Technology makes no representations about the suitability of this software for any purpose. It is provided "as is" without express or implied warranty

svox (NA)

The original download site for this software is :
<http://www.nuance.com/>This piece of software is made available under the terms and conditions of Apache License version 2.0.

tinyalsa (NA)

This TV uses tinyalsa: a small library to interface with ALSA in the Linux kernel The original download site for this software is :
<http://github.com/tinyalsa>Copyright 2011, The Android Open Source Project Redistribution and use in source and binary forms, with or without modification, are permitted provided that the following conditions are met: * Redistributions of source code must retain the above copyright notice, this list of conditions and the following disclaimer. * Redistributions in binary form must reproduce the above copyright notice, this list of conditions and the following disclaimer in the documentation and/or other materials provided with the distribution. * Neither the name of The Android Open Source Project nor the names of its contributors may be used to endorse or promote products derived from this software without specific prior written permission. THIS SOFTWARE IS PROVIDED BY The Android Open Source Project "AS IS" AND ANY EXPRESS OR IMPLIED WARRANTIES, INCLUDING, BUT NOT LIMITED TO, THE IMPLIED WARRANTIES OF MERCHANTABILITY AND FITNESS FOR A PARTICULAR PURPOSE ARE DISCLAIMED. IN NO EVENT SHALL The Android Open Source Project BE LIABLE FOR ANY DIRECT, INDIRECT, INCIDENTAL, SPECIAL, EXEMPLARY, OR CONSEQUENTIAL DAMAGES (INCLUDING, BUT NOT LIMITED TO, PROCUREMENT OF SUBSTITUTE GOODS OR SERVICES; LOSS OF USE, DATA, OR PROFITS; OR BUSINESS INTERRUPTION)

HOWEVER CAUSED AND ON ANY THEORY OF LIABILITY, WHETHER IN CONTRACT, STRICT LIABILITY, OR TORT (INCLUDING NEGLIGENCE OR OTHERWISE) ARISING IN ANY WAY OUT OF THE USE OF THIS SOFTWARE, EVEN IF ADVISED OF THE POSSIBILITY OF SUCH DAMAGE.

Vorbis Decompression Library (NA)

This TV uses Tremolo ARM-optimized Ogg Vorbis decompression library. Vorbis is a general purpose audio and music encoding format contemporary to MPEG-4's AAC and TwinVQ, the next generation beyond MPEG audio layer 3 The original download site for this software is :
<http://wss.co.uk/pinknoise/tremo>Copyright (c) 2002-2008 Xiph.org Foundation Redistribution and use in source and binary forms, with or without modification, are permitted provided that the following conditions are met:- Redistributions of source code must retain the above copyright notice, this list of conditions and the following disclaimer.- Redistributions in binary form must reproduce the above copy right notice, this list of conditions and the following disclaimer in the documentation and/or other materials provided with the distribution.- Neither the name of the Xiph.org Foundation nor the names of its contributors may be used to endorse or promote products derived from this software without specific prior written permission. THIS SOFTWARE IS PROVIDED BY THE COPYRIGHT HOLDERS AND CONTRIBUTORS "AS IS" AND ANY EXPRESS OR IMPLIED WARRANTIES, INCLUDING, BUT NOT LIMITED TO, THE IMPLIED WARRANTIES OF MERCHANTABILITY AND FITNESS FOR A PARTICULAR PURPOSE ARE DISCLAIMED. IN NO EVENT SHALL THE FOUNDATION OR CONTRIBUTORS BE LIABLE FOR ANY DIRECT, INDIRECT, INCIDENTAL, SPECIAL, EXEMPLARY, OR CONSEQUENTIAL DAMAGES (INCLUDING, BUT NOT LIMITED TO, PROCUREMENT OF SUBSTITUTE GOODS OR SERVICES; LOSS OF USE, DATA, OR PROFITS; OR BUSINESS INTERRUPTION) HOWEVER CAUSED AND ON ANY THEORY OF LIABILITY, WHETHER IN CONTRACT, STRICT LIABILITY, OR TORT (INCLUDING NEGLIGENCE OR OTHERWISE) ARISING IN ANY WAY OUT OF THE USE OF THIS SOFTWARE, EVEN IF ADVISED OF THE POSSIBILITY OF SUCH DAMAGE.

wpa_supplicant_Daemon (v0.8)

Library used by legacy HAL to talk to wpa_supplicant daemon The original download site for this software is : http://hostap.epitest.fi/wpa_supplicant/This piece of software is made available under the terms and conditions of GPL version 2.

gson (2.3)

Gson is a Java library that can be used to convert Java Objects into their JSON representation. It can also be used to convert a JSON string to an

equivalent Java object. Gson can work with arbitrary Java objects including pre-existing objects that you do not have source-code of. The original download site for this software is :

<https://code.google.com/p/google-gson/>This piece of software is made available under the terms and conditions of the Apache License 2.0

This software includes an implementation of the AES Cipher, licensed by Brian Gladman

The original download site for this software is : <http://www.gladman.me.uk/>This piece of software is licensed by Brian Gladman

libUpNp (1.2.1)

The original download site for this software is : <http://upnp.sourceforge.net/>This piece of software is made available under the terms and conditions of the BSD.

dnsmasq

Dnsmasq is a lightweight, easy to configure DNS forwarder and DHCP server

The original download site for this software is : <https://android.googlesource.com/platform/external/dnsmasq>This piece of software is made available under the terms and conditions of the GPL v2 license, which can be found below.

TomCrypt (1.1)

iwedia stack is using tomcrypt for sw decryption

The original download site for this software is : <http://manpages.ubuntu.com/manpages/saucy/man3/libtomcrypt.3.html>This piece of software is made available under the terms and conditions of the DO WHAT THE FUCK YOU WANT TO PUBLIC LICENSE

AsyncHttpClient (1.4.6)

The original download site for this software is : <http://loopj.com/android-async-http/>This piece of software is made available under the terms and conditions of the APACHE LICENSE 2.0

Jackson Parser (2.x)

Ipepg client uses Jackson Parser for string manipulation. The original download site for this software is : <https://github.com/FasterXML/jackson-core>This piece of software is made available under the terms and conditions of the APACHE LICENSE 2.0

TP Vision Netherlands B.V. is grateful to the groups and individuals above for their contributions.

GNU GENERAL PUBLIC LICENSE

Version 2, June 1991

Copyright (C) 1989, 1991 Free Software Foundation, Inc.

51 Franklin Street, Fifth Floor, Boston, MA 02110-1301, USA

Everyone is permitted to copy and distribute verbatim copies

of this license document, but changing it is not allowed.

Preamble

The licenses for most software are designed to take away your freedom to share and change it. By contrast, the GNU General Public License is intended to guarantee your freedom to share and change free software--to make sure the software is free for all its users. This General Public License applies to most of the Free Software Foundation's software and to any other program whose authors commit to using it. (Some other Free Software Foundation software is covered by the GNU Lesser General Public License instead.) You can apply it to your programs, too.

When we speak of free software, we are referring to freedom, not price. Our General Public Licenses are designed to make sure that you have the freedom to distribute copies of free software (and charge for this service if you wish), that you receive source code or can get it if you want it, that you can change the software or use pieces of it in new free programs; and that you know you can do these things.

To protect your rights, we need to make restrictions that forbid anyone to deny you these rights or to ask you to surrender the rights. These restrictions translate to certain responsibilities for you if you distribute copies of the software, or if you modify it.

For example, if you distribute copies of such a program, whether gratis or for a fee, you must give the recipients all the rights that you have. You must make sure that they, too, receive or can get the source code. And you must show them these terms so they know their rights.

We protect your rights with two steps: (1) copyright the software, and (2) offer you this license which gives you legal permission to copy, distribute and/or modify the software.

Also, for each author's protection and ours, we want to make certain that everyone understands that there is no warranty for this free software. If the software is modified by someone else and passed on, we want its recipients to know that what they have is not the original, so that any problems introduced by others will not reflect on the original authors' reputations.

Finally, any free program is threatened constantly by software patents. We wish to avoid the danger that redistributors of a free program will individually obtain

patent licenses, in effect making the program proprietary. To prevent this, we have made it clear that any patent must be licensed for everyone's free use or not licensed at all.

The precise terms and conditions for copying, distribution and modification follow.

TERMS AND CONDITIONS FOR COPYING, DISTRIBUTION AND MODIFICATION

Activities other than copying, distribution and modification are not covered by this License; they are outside its scope. The act of running the Program is not restricted, and the output from the Program is covered only if its contents constitute a work based on the Program (independent of having been made by running the Program). Whether that is true depends on what the Program does.

You may charge a fee for the physical act of transferring a copy, and you may at your option offer warranty protection in exchange for a fee.

a) You must cause the modified files to carry prominent notices stating that you changed the files and the date of any change.

b) You must cause any work that you distribute or publish, that in whole or in part contains or is derived from the Program or any part thereof, to be licensed as a whole at no charge to all third parties under the terms of this License.

c) If the modified program normally reads commands interactively when run, you must cause it, when started running for such interactive use in the most ordinary way, to print or display an announcement including an appropriate copyright notice and a notice that there is no warranty (or else, saying that you provide a warranty) and that users may redistribute the program under these conditions, and telling the user how to view a copy of this License. (Exception: if the Program itself is interactive but does not normally print such an announcement, your work based on the Program is not required to print an announcement.)

These requirements apply to the modified work as a whole. If identifiable sections of that work are not derived from the Program, and can be reasonably considered independent and separate works in themselves, then this License, and its terms, do not apply to those sections when you distribute them as separate works. But when you distribute the same sections as part of a whole which is a work based on the Program, the distribution of the whole must be on the terms of this License, whose permissions for other licensees extend to the entire whole, and thus to each and every part regardless of who wrote it.

Thus, it is not the intent of this section to claim rights or contest your rights to work written entirely by you; rather, the intent is to exercise the right to control the distribution of derivative or collective works based on

the Program.

In addition, mere aggregation of another work not based on the Program with the Program (or with a work based on the Program) on a volume of a storage or distribution medium does not bring the other work under the scope of this License.

a) Accompany it with the complete corresponding machine-readable source code, which must be distributed under the terms of Sections 1 and 2 above on a medium customarily used for software interchange; or,

b) Accompany it with a written offer, valid for at least three years, to give any third party, for a charge no more than your cost of physically performing source distribution, a complete machine-readable copy of the corresponding source code, to be distributed under the terms of Sections 1 and 2 above on a medium customarily used for software interchange; or,

c) Accompany it with the information you received as to the offer to distribute corresponding source code. (This alternative is allowed only for noncommercial distribution and only if you received the program in object code or executable form with such an offer, in accord with Subsection b above.)

The source code for a work means the preferred form of the work for making modifications to it. For an executable work, complete source code means all the source code for all modules it contains, plus any associated interface definition files, plus the scripts used to control compilation and installation of the executable. However, as a special exception, the source code distributed need not include anything that is normally distributed (in either source or binary form) with the major components (compiler, kernel, and so on) of the operating system on which the executable runs, unless that component itself accompanies the executable.

If distribution of executable or object code is made by offering access to copy from a designated place, then offering equivalent access to copy the source code from the same place counts as distribution of the source code, even though third parties are not compelled to copy the source along with the object code.

If any portion of this section is held invalid or unenforceable under any particular circumstance, the balance of the section is intended to apply and the section as a whole is intended to apply in other circumstances.

It is not the purpose of this section to induce you to infringe any patents or other property right claims or to contest validity of any such claims; this section has the sole purpose of protecting the integrity of the free software distribution system, which is implemented by public license practices. Many people have made

generous contributions to the wide range of software distributed through that system in reliance on consistent application of that system; it is up to the author/donor to decide if he or she is willing to distribute software through any other system and a licensee cannot impose that choice.

This section is intended to make thoroughly clear what is believed to be a consequence of the rest of this License.

Each version is given a distinguishing version number. If the Program specifies a version number of this License which applies to it and "any later version", you have the option of following the terms and conditions either of that version or of any later version published by the Free Software Foundation. If the Program does not specify a version number of this License, you may choose any version ever published by the Free Software Foundation.

NO WARRANTY

GNU LESSER GENERAL PUBLIC LICENSE

Version 2.1, February 1999

Copyright (C) 1991, 1999 Free Software Foundation, Inc.

51 Franklin Street, Fifth Floor, Boston, MA 02110-1301 USA

Everyone is permitted to copy and distribute verbatim copies

of this license document, but changing it is not allowed.

[This is the first released version of the Lesser GPL. It also counts as the successor of the GNU Library Public License, version 2, hence the version number 2.1.]

Preamble

The licenses for most software are designed to take away your freedom to share and change it. By contrast, the GNU General Public Licenses are intended to guarantee your freedom to share and change free software--to make sure the software is free for all its users.

This license, the Lesser General Public License, applies to some specially designated software packages--typically libraries--of the Free Software Foundation and other authors who decide to use it. You can use it too, but we suggest you first think carefully about whether this license or the ordinary General Public License is the better strategy to use in any particular case, based on the explanations below.

When we speak of free software, we are referring to freedom of use, not price. Our General Public Licenses are designed to make sure that you have the freedom to distribute copies of free software (and charge for this service if you wish); that you receive source code or can get it if you want it; that you can change the software and use pieces of it in new free programs; and that you are informed that you can do these things.

To protect your rights, we need to make restrictions that forbid distributors to deny you these rights or to ask you to surrender these rights. These restrictions translate to certain responsibilities for you if you distribute copies of the library or if you modify it.

For example, if you distribute copies of the library, whether gratis or for a fee, you must give the recipients all the rights that we gave you. You must make sure that they, too, receive or can get the source code. If you link other code with the library, you must provide complete object files to the recipients, so that they can relink them with the library after making changes to the library and recompiling it. And you must show them these terms so they know their rights.

We protect your rights with a two-step method: (1) we copyright the library, and (2) we offer you this license, which gives you legal permission to copy, distribute and/or modify the library.

To protect each distributor, we want to make it very clear that there is no warranty for the free library. Also, if the library is modified by someone else and passed on, the recipients should know that what they have is not the original version, so that the original author's reputation will not be affected by problems that might be introduced by others.

Finally, software patents pose a constant threat to the existence of any free program. We wish to make sure that a company cannot effectively restrict the users of a free program by obtaining a restrictive license from a patent holder. Therefore, we insist that any patent license obtained for a version of the library must be consistent with the full freedom of use specified in this license.

Most GNU software, including some libraries, is covered by the ordinary GNU General Public License. This license, the GNU Lesser General Public License, applies to certain designated libraries, and is quite different from the ordinary General Public License. We use this license for certain libraries in order to permit linking those libraries into non-free programs.

When a program is linked with a library, whether statically or using a shared library, the combination of the two is legally speaking a combined work, a derivative of the original library. The ordinary General Public License therefore permits such linking only if the entire combination fits its criteria of freedom. The Lesser General Public License permits more lax

criteria for linking other code with the library.

We call this license the "Lesser" General Public License because it does Less to protect the user's freedom than the ordinary General Public License. It also provides other free software developers Less of an advantage over competing non-free programs. These disadvantages are the reason we use the ordinary General Public License for many libraries. However, the Lesser license provides advantages in certain special circumstances.

For example, on rare occasions, there may be a special need to encourage the widest possible use of a certain library, so that it becomes a de-facto standard. To achieve this, non-free programs must be allowed to use the library. A more frequent case is that a free library does the same job as widely used non-free libraries. In this case, there is little to gain by limiting the free library to free software only, so we use the Lesser General Public License.

In other cases, permission to use a particular library in non-free programs enables a greater number of people to use a large body of free software. For example, permission to use the GNU C Library in non-free programs enables many more people to use the whole GNU operating system, as well as its variant, the GNU/Linux operating system.

Although the Lesser General Public License is Less protective of the users' freedom, it does ensure that the user of a program that is linked with the Library has the freedom and the wherewithal to run that program using a modified version of the Library.

The precise terms and conditions for copying, distribution and modification follow. Pay close attention to the difference between a "work based on the library" and a "work that uses the library". The former contains code derived from the library, whereas the latter must be combined with the library in order to run.

TERMS AND CONDITIONS FOR COPYING, DISTRIBUTION AND MODIFICATION

A "library" means a collection of software functions and/or data prepared so as to be conveniently linked with application programs (which use some of those functions and data) to form executables.

The "Library", below, refers to any such software library or work which has been distributed under these terms. A "work based on the Library" means either the Library or any derivative work under copyright law: that is to say, a work containing the Library or a portion of it, either verbatim or with modifications and/or translated straightforwardly into another language. (Hereinafter, translation is included without limitation in the term "modification".)

"Source code" for a work means the preferred form of the work for making modifications to it. For a library, complete source code means all the source code for

all modules it contains, plus any associated interface definition files, plus the scripts used to control compilation and installation of the library.

Activities other than copying, distribution and modification are not covered by this License; they are outside its scope. The act of running a program using the Library is not restricted, and output from such a program is covered only if its contents constitute a work based on the Library (independent of the use of the Library in a tool for writing it). Whether that is true depends on what the Library does and what the program that uses the Library does.

You may charge a fee for the physical act of transferring a copy, and you may at your option offer warranty protection in exchange for a fee.

?a) The modified work must itself be a software library.

?b) You must cause the files modified to carry prominent notices stating that you changed the files and the date of any change.

?c) You must cause the whole of the work to be licensed at no charge to all third parties under the terms of this License.

?d) If a facility in the modified Library refers to a function or a table of data to be supplied by an application program that uses the facility, other than as an argument passed when the facility is invoked, then you must make a good faith effort to ensure that, in the event an application does not supply such function or table, the facility still operates, and performs whatever part of its purpose remains meaningful.

(For example, a function in a library to compute square roots has a purpose that is entirely well-defined independent of the application. Therefore, Subsection 2d requires that any application-supplied function or table used by this function must be optional: if the application does not supply it, the square root function must still compute square roots.)

These requirements apply to the modified work as a whole. If identifiable sections of that work are not derived from the Library, and can be reasonably considered independent and separate works in themselves, then this License, and its terms, do not apply to those sections when you distribute them as separate works. But when you distribute the same sections as part of a whole which is a work based on the Library, the distribution of the whole must be on the terms of this License, whose permissions for other licensees extend to the entire whole, and thus to each and every part regardless of who wrote it.

Thus, it is not the intent of this section to claim rights or contest your rights to work written entirely by you; rather, the intent is to exercise the right to control the distribution of derivative or collective works based on the Library.

In addition, mere aggregation of another work not based on the Library with the Library (or with a work based on the Library) on a volume of a storage or distribution medium does not bring the other work under the scope of this License.

Once this change is made in a given copy, it is irreversible for that copy, so the ordinary GNU General Public License applies to all subsequent copies and derivative works made from that copy.

This option is useful when you wish to copy part of the code of the Library into a program that is not a library.

If distribution of object code is made by offering access to copy from a designated place, then offering equivalent access to copy the source code from the same place satisfies the requirement to distribute the source code, even though third parties are not compelled to copy the source along with the object code.

However, linking a "work that uses the Library" with the Library creates an executable that is a derivative of the Library (because it contains portions of the Library), rather than a "work that uses the library". The executable is therefore covered by this License. Section 6 states terms for distribution of such executables.

When a "work that uses the Library" uses material from a header file that is part of the Library, the object code for the work may be a derivative work of the Library even though the source code is not. Whether this is true is especially significant if the work can be linked without the Library, or if the work is itself a library. The threshold for this to be true is not precisely defined by law.

If such an object file uses only numerical parameters, data structure layouts and accessors, and small macros and small inline functions (ten lines or less in length), then the use of the object file is unrestricted, regardless of whether it is legally a derivative work. (Executables containing this object code plus portions of the Library will still fall under Section 6.)

Otherwise, if the work is a derivative of the Library, you may distribute the object code for the work under the terms of Section 6. Any executables containing that work also fall under Section 6, whether or not they are linked directly with the Library itself.

You must give prominent notice with each copy of the work that the Library is used in it and that the Library and its use are covered by this License. You must supply a copy of this License. If the work during execution displays copyright notices, you must include the copyright notice for the Library among them, as well as a reference directing the user to the copy of this License. Also, you must do one of these things:

?a) Accompany the work with the complete

corresponding machine-readable source code for the Library including whatever changes were used in the work (which must be distributed under Sections 1 and 2 above); and, if the work is an executable linked with the Library, with the complete machine-readable "work that uses the Library", as object code and/or source code, so that the user can modify the Library and then relink to produce a modified executable containing the modified Library. (It is understood that the user who changes the contents of definitions files in the Library will not necessarily be able to recompile the application to use the modified definitions.)

?b) Use a suitable shared library mechanism for linking with the Library. A suitable mechanism is one that (1) uses at run time a copy of the library already present on the user's computer system, rather than copying library functions into the executable, and (2) will operate properly with a modified version of the library, if the user installs one, as long as the modified version is interface-compatible with the version that the work was made with.

?c) Accompany the work with a written offer, valid for at least three years, to give the same user the materials specified in Subsection 6a, above, for a charge no more than the cost of performing this distribution.

?d) If distribution of the work is made by offering access to copy from a designated place, offer equivalent access to copy the above specified materials from the same place.

?e) Verify that the user has already received a copy of these materials or that you have already sent this user a copy.

For an executable, the required form of the "work that uses the Library" must include any data and utility programs needed for reproducing the executable from it. However, as a special exception, the materials to be distributed need not include anything that is normally distributed (in either source or binary form) with the major components (compiler, kernel, and so on) of the operating system on which the executable runs, unless that component itself accompanies the executable.

It may happen that this requirement contradicts the license restrictions of other proprietary libraries that do not normally accompany the operating system. Such a contradiction means you cannot use both them and the Library together in an executable that you distribute.

?a) Accompany the combined library with a copy of the same work based on the Library, uncombined with any other library facilities. This must be distributed under the terms of the Sections above.

?b) Give prominent notice with the combined library of the fact that part of it is a work based on the Library, and explaining where to find the

accompanying uncombined form of the same work.

If any portion of this section is held invalid or unenforceable under any particular circumstance, the balance of the section is intended to apply, and the section as a whole is intended to apply in other circumstances.

It is not the purpose of this section to induce you to infringe any patents or other property right claims or to contest validity of any such claims; this section has the sole purpose of protecting the integrity of the free software distribution system which is implemented by public license practices. Many people have made generous contributions to the wide range of software distributed through that system in reliance on consistent application of that system; it is up to the author/donor to decide if he or she is willing to distribute software through any other system and a licensee cannot impose that choice.

This section is intended to make thoroughly clear what is believed to be a consequence of the rest of this License.

Each version is given a distinguishing version number. If the Library specifies a version number of this License which applies to it and "any later version", you have the option of following the terms and conditions either of that version or of any later version published by the Free Software Foundation. If the Library does not specify a license version number, you may choose any version ever published by the Free Software Foundation.

NO WARRANTY

BSD LICENSE

Redistribution and use in source and binary forms, with or without modification, are permitted provided that the following conditions are met:

THIS SOFTWARE IS PROVIDED BY THE REGENTS AND CONTRIBUTORS "AS IS" AND ANY EXPRESS OR IMPLIED WARRANTIES, INCLUDING, BUT NOT LIMITED TO, THE IMPLIED WARRANTIES OF MERCHANTABILITY AND FITNESS FOR A PARTICULAR PURPOSE ARE DISCLAIMED. IN NO EVENT SHALL THE REGENTS OR CONTRIBUTORS BE LIABLE FOR ANY DIRECT, INDIRECT, INCIDENTAL, SPECIAL, EXEMPLARY, OR CONSEQUENTIAL DAMAGES (INCLUDING, BUT NOT LIMITED TO, PROCUREMENT OF SUBSTITUTE GOODS OR SERVICES; LOSS OF USE, DATA, OR PROFITS; OR BUSINESS INTERRUPTION) HOWEVER CAUSED AND ON ANY THEORY OF LIABILITY, WHETHER IN CONTRACT, STRICT LIABILITY, OR TORT (INCLUDING NEGLIGENCE OR OTHERWISE) ARISING IN ANY WAY OUT OF THE USE OF THIS SOFTWARE, EVEN IF

ADVISED OF THE POSSIBILITY OF SUCH DAMAGE.

MIT LICENSE

Permission is hereby granted, free of charge, to any person obtaining

a copy of this software and associated documentation files (the

"Software"), to deal in the Software without restriction, including

without limitation the rights to use, copy, modify, merge, publish,

distribute, sublicense, and/or sell copies of the Software, and to

permit persons to whom the Software is furnished to do so, subject to

the following conditions:

The above copyright notice and this permission notice shall be included

in all copies or substantial portions of the Software.

THE SOFTWARE IS PROVIDED "AS IS", WITHOUT WARRANTY OF ANY KIND,

EXPRESS OR IMPLIED, INCLUDING BUT NOT LIMITED TO THE WARRANTIES OF

MERCHANTABILITY, FITNESS FOR A PARTICULAR PURPOSE AND NONINFRINGEMENT.

IN NO EVENT SHALL THE AUTHORS OR COPYRIGHT HOLDERS BE LIABLE FOR ANY

CLAIM, DAMAGES OR OTHER LIABILITY, WHETHER IN AN ACTION OF CONTRACT,

TORT OR OTHERWISE, ARISING FROM, OUT OF OR IN CONNECTION WITH THE

SOFTWARE OR THE USE OR OTHER DEALINGS IN THE SOFTWARE.

Apache
License

Version 2.0,
January 2004

<http://www.apache.org/licenses/>

TERMS AND CONDITIONS FOR USE, REPRODUCTION, AND DISTRIBUTION

1. Definitions.

"License" shall mean the terms and conditions for use, reproduction,

and distribution as defined by Sections 1 through 9 of this document.

"Licensor" shall mean the copyright owner or entity authorized by

the copyright owner that is granting the License.

"Legal Entity" shall mean the union of the acting entity and all

other entities that control, are controlled by, or are under common

control with that entity. For the purposes of this definition,

"control" means (i) the power, direct or indirect, to cause the

direction or management of such entity, whether by contract or

otherwise, or (ii) ownership of fifty percent (50%) or more of the

outstanding shares, or (iii) beneficial ownership of such entity.

"You" (or "Your") shall mean an individual or Legal Entity

exercising permissions granted by this License.

"Source" form shall mean the preferred form for making modifications,

including but not limited to software source code, documentation

source, and configuration files.

"Object" form shall mean any form resulting from mechanical

transformation or translation of a Source form, including but

not limited to compiled object code, generated documentation,

and conversions to other media types.

"Work" shall mean the work of authorship, whether in Source or

Object form, made available under the License, as indicated by a

copyright notice that is included in or attached to the work

(an example is provided in the Appendix below).

"Derivative Works" shall mean any work, whether in Source or Object

form, that is based on (or derived from) the Work and for which the

editorial revisions, annotations, elaborations, or other modifications

represent, as a whole, an original work of authorship. For the purposes

of this License, Derivative Works shall not include works that remain

separable from, or merely link (or bind by name) to the interfaces of,

the Work and Derivative Works thereof.

"Contribution" shall mean any work of authorship, including

the original version of the Work and any modifications or additions

to that Work or Derivative Works thereof, that is intentionally

submitted to Licensor for inclusion in the Work by the copyright owner

or by an individual or Legal Entity authorized to submit on behalf of

the copyright owner. For the purposes of this definition, "submitted"

means any form of electronic, verbal, or written communication sent

to the Licensor or its representatives, including but not limited to

communication on electronic mailing lists, source code control systems,

and issue tracking systems that are managed by, or on behalf of, the

Licensor for the purpose of discussing and improving the Work, but

excluding communication that is conspicuously marked or otherwise

designated in writing by the copyright owner as "Not a Contribution."

"Contributor" shall mean Licensor and any individual or Legal Entity

on behalf of whom a Contribution has been received by Licensor and

subsequently incorporated within the Work.

2. Grant of Copyright License. Subject to the terms and conditions of

this License, each Contributor hereby grants to You a perpetual,

worldwide, non-exclusive, no-charge, royalty-free, irrevocable

copyright license to reproduce, prepare Derivative Works of,

publicly display, publicly perform, sublicense, and distribute the

Work and such Derivative Works in Source or Object form.

3. Grant of Patent License. Subject to the terms and conditions of

this License, each Contributor hereby grants to You a perpetual,

worldwide, non-exclusive, no-charge, royalty-free, irrevocable

(except as stated in this section) patent license to make, have made,

use, offer to sell, sell, import, and otherwise transfer the Work,

where such license applies only to those patent claims licensable

by such Contributor that are necessarily infringed by their

Contribution(s) alone or by combination of their Contribution(s)

with the Work to which such Contribution(s) was submitted. If You

institute patent litigation against any entity (including a

cross-claim or counterclaim in a lawsuit) alleging that the Work

or a Contribution incorporated within the Work constitutes direct

or contributory patent infringement, then any patent licenses

granted to You under this License for that Work shall terminate

as of the date such litigation is filed.

4. Redistribution. You may reproduce and distribute copies of the

Work or Derivative Works thereof in any medium, with or without

modifications, and in Source or Object form, provided that You

meet the following conditions:

(a) You must give any other recipients of the Work or

Derivative Works a copy of this License; and

(b) You must cause any modified files to carry prominent notices

stating that You changed the files; and

(c) You must retain, in the Source form of any Derivative Works

that You distribute, all copyright, patent, trademark, and

attribution notices from the Source form of the Work,

excluding those notices that do not pertain to any part of

the Derivative Works; and

(d) If the Work includes a "NOTICE" text file as part of its

distribution, then any Derivative Works that You distribute must

include a readable copy of the attribution notices contained

within such NOTICE file, excluding those notices that do not

pertain to any part of the Derivative Works, in at least one

of the following places: within a NOTICE text file distributed

as part of the Derivative Works; within the Source form or

documentation, if provided along with the Derivative Works; or,

within a display generated by the Derivative Works, if and

wherever such third-party notices normally appear. The contents

of the NOTICE file are for informational purposes only and

do not modify the License. You may add Your own attribution

notices within Derivative Works that You distribute, alongside

or as an addendum to the NOTICE text from the Work, provided

that such additional attribution notices cannot be construed

as modifying the License.

You may add Your own copyright statement to Your modifications and

may provide additional or different license terms and conditions

for use, reproduction, or distribution of Your modifications, or

for any such Derivative Works as a whole, provided Your use,

reproduction, and distribution of the Work otherwise complies with

the conditions stated in this License.

5. Submission of Contributions. Unless You explicitly state otherwise,

any Contribution intentionally submitted for inclusion in the Work

by You to the Licensor shall be under the terms and conditions of

this License, without any additional terms or conditions.

Notwithstanding the above, nothing herein shall supersede or modify

the terms of any separate license agreement you may have executed

with Licensor regarding such Contributions.

6. Trademarks. This License does not grant permission to use the trade

names, trademarks, service marks, or product names of the Licensor,

except as required for reasonable and customary use in describing the

origin of the Work and reproducing the content of the NOTICE file.

7. Disclaimer of Warranty. Unless required by applicable law or

agreed to in writing, Licensor provides the Work (and each

Contributor provides its Contributions) on an "AS IS" BASIS,

WITHOUT WARRANTIES OR CONDITIONS OF ANY KIND, either express or

implied, including, without limitation, any warranties or conditions

of TITLE, NON-INFRINGEMENT, MERCHANTABILITY, or FITNESS FOR A

PARTICULAR PURPOSE. You are solely responsible for determining the

appropriateness of using or redistributing the Work and assume any

risks associated with Your exercise of permissions under this License.

8. Limitation of Liability. In no event and under no legal theory,

whether in tort (including negligence), contract, or otherwise,

unless required by applicable law (such as deliberate and grossly

negligent acts) or agreed to in writing, shall any Contributor be

liable to You for damages, including any direct, indirect, special,

incidental, or consequential damages of any character arising as a

result of this License or out of the use or inability to use the

Work (including but not limited to damages for loss of goodwill,

work stoppage, computer failure or malfunction, or any and all

other commercial damages or losses), even if such Contributor

has been advised of the possibility of such damages.

9. Accepting Warranty or Additional Liability. While redistributing

the Work or Derivative Works thereof, You may

choose to offer,

and charge a fee for, acceptance of support, warranty, indemnity,

or other liability obligations and/or rights consistent with this

License. However, in accepting such obligations, You may act only

on Your own behalf and on Your sole responsibility, not on behalf

of any other Contributor, and only if You agree to indemnify,

defend, and hold each Contributor harmless for any liability

incurred by, or claims asserted against, such Contributor by reason

of your accepting any such warranty or additional liability.

END OF TERMS AND CONDITIONS

APPENDIX: How to apply the Apache License to your work.

To apply the Apache License to your work, attach the following

boilerplate notice, with the fields enclosed by brackets "[]"

replaced with your own identifying information. (Don't include

the brackets!) The text should be enclosed in the appropriate

comment syntax for the file format. We also recommend that a

file or class name and description of purpose be included on the

same "printed page" as the copyright notice for easier

identification within third-party archives.

Copyright [yyyy] [name of copyright owner]

Licensed under the Apache License, Version 2.0 (the "License");

you may not use this file except in compliance with the License.

You may obtain a copy of the License at

<http://www.apache.org/licenses/LICENSE-2.0>

Unless required by applicable law or agreed to in writing, software

distributed under the License is distributed on an "AS IS" BASIS,

WITHOUT WARRANTIES OR CONDITIONS OF ANY KIND, either express or implied.

See the License for the specific language governing permissions and

limitations under the License.

This copy of the libpng notices is provided for your convenience. In case of

any discrepancy between this copy and the notices in the file png.h that is

included in the libpng distribution, the latter shall prevail.

COPYRIGHT NOTICE, DISCLAIMER, and LICENSE:

If you modify libpng you may insert additional notices immediately following

this sentence.

This code is released under the libpng license.

libpng versions 1.2.6, August 15, 2004, through 1.4.1, February 25, 2010, are

Copyright (c) 2004, 2006-2007 Glenn Randers-Pehrson, and are

distributed according to the same disclaimer and license as libpng-1.2.5

with the following individual added to the list of Contributing Authors

Cosmin Truta

libpng versions 1.0.7, July 1, 2000, through 1.2.5 - October 3, 2002, are

Copyright (c) 2000-2002 Glenn Randers-Pehrson,

and are

distributed according to the same disclaimer and license as libpng-1.0.6

with the following individuals added to the list of Contributing Authors

Simon-Pierre Cadieux

Eric S. Raymond

Gilles Vollant

and with the following additions to the disclaimer:

There is no warranty against interference with your enjoyment of the

library or against infringement. There is no warranty that our

efforts or the library will fulfill any of your particular purposes

or needs. This library is provided with all faults, and the entire

risk of satisfactory quality, performance, accuracy, and effort is with

the user.

libpng versions 0.97, January 1998, through 1.0.6, March 20, 2000, are

Copyright (c) 1998, 1999 Glenn Randers-Pehrson, and are

distributed according to the same disclaimer and license as libpng-0.96,

with the following individuals added to the list of Contributing Authors:

Tom Lane

Glenn Randers-Pehrson

Willem van Schaik

libpng versions 0.89, June 1996, through 0.96, May 1997, are

Copyright (c) 1996, 1997 Andreas Dilger

Distributed according to the same disclaimer and license as libpng-0.88,

with the following individuals added to the list of Contributing Authors:

John Bowler

Kevin Bracey

Sam Bushell

Magnus Holmgren

Greg Roelofs

Tom Tanner

libpng versions 0.5, May 1995, through 0.88, January 1996, are

Copyright (c) 1995, 1996 Guy Eric Schalnat, Group 42, Inc.

For the purposes of this copyright and license, "Contributing Authors"

is defined as the following set of individuals:

Andreas Dilger

Dave Martindale

Guy Eric Schalnat

Paul Schmidt

Tim Wegner

The PNG Reference Library is supplied "AS IS". The Contributing Authors

and Group 42, Inc. disclaim all warranties, expressed or implied,

including, without limitation, the warranties of merchantability and of

fitness for any purpose. The Contributing Authors and Group 42, Inc.

assume no liability for direct, indirect, incidental, special, exemplary,

or consequential damages, which may result from the use of the PNG

Reference Library, even if advised of the possibility of such damage.

Permission is hereby granted to use, copy, modify, and distribute this

source code, or portions hereof, for any purpose, without fee, subject

to the following restrictions:

be misrepresented as being the original source.

source or altered source distribution.

The Contributing Authors and Group 42, Inc. specifically permit, without

fee, and encourage the use of this source code as a component to

supporting the PNG file format in commercial products. If you use this

source code in a product, acknowledgment is not required but would be

A "png_get_copyright" function is available, for convenient use in "about"

boxes and the like:

```
printf("%s",png_get_copyright(NULL));
```

Also, the PNG logo (in PNG format, of course) is supplied in the

files "pngbar.png.jpg" and "pngbar.jpg (88x31) and "pngnow.png.jpg" (98x31).

Libpng is OSI Certified Open Source Software. OSI Certified Open Source is a

certification mark of the Open Source Initiative.

Glenn Randers-Pehrson

glennrp at users.sourceforge.net

February 25, 2010

This software is based in part on the work of the FreeType Team.

The FreeType Project
LICENSE

2006-Jan-27

Copyright 1996-2002,
2006 by

David Turner, Robert Wilhelm, and
Werner Lemberg

Introduction

=====

The FreeType Project is distributed in several archive packages;

some of them may contain, in addition to the FreeType font engine,

various tools and contributions which rely on, or relate to, the

FreeType Project.

This license applies to all files found in such packages, and

which do not fall under their own explicit license. The license

affects thus the FreeType font engine, the test programs,

documentation and makefiles, at the very least.

This license was inspired by the BSD, Artistic, and IJG

(Independent JPEG Group) licenses, which all encourage inclusion

and use of free software in commercial and freeware products

alike. As a consequence, its main points are that:

o We don't promise that this software works. However, we will be

interested in any kind of bug reports. ('as is' distribution)

o You can use this software for whatever you want, in parts or

full form, without having to pay us. ('royalty-free' usage)

o You may not pretend that you wrote this software. If you use

it, or only parts of it, in a program, you must acknowledge

somewhere in your documentation that you have used the

FreeType code. ('credits')

We specifically permit and encourage the inclusion of this

software, with or without modifications, in commercial products.

We disclaim all warranties covering The FreeType Project and

assume no liability related to The FreeType Project.

Finally, many people asked us for a preferred form for a

credit/disclaimer to use in compliance with this license. We thus

encourage you to use the following text:

""

Portions of this software are copyright ?<year> The FreeType

Project (www.freetype.org). All rights reserved.

""

Please replace <year> with the value from the FreeType version you

actually use.

Legal Terms

=====

Throughout this license, the terms 'package', 'FreeType Project',

and 'FreeType archive' refer to the set of files originally

distributed by the authors (David Turner, Robert Wilhelm, and

Werner Lemberg) as the 'FreeType Project', be they named as alpha,

beta or final release.

'You' refers to the licensee, or person using the project, where

'using' is a generic term including compiling the project's source

code as well as linking it to form a 'program' or 'executable'.

This program is referred to as 'a program using the FreeType

engine'.

This license applies to all files distributed in the original

FreeType Project, including all source code, binaries and

documentation, unless otherwise stated in the file in its

original, unmodified form as distributed in the original archive.

If you are unsure whether or not a particular file is covered by

this license, you must contact us to verify this.

The FreeType Project is copyright (C) 1996-2000 by David Turner,

Robert Wilhelm, and Werner Lemberg. All rights reserved except as

specified below.

THE FREETYPE PROJECT IS PROVIDED 'AS IS' WITHOUT WARRANTY OF ANY

KIND, EITHER EXPRESS OR IMPLIED, INCLUDING, BUT NOT LIMITED TO,

WARRANTIES OF MERCHANTABILITY AND FITNESS FOR A PARTICULAR

PURPOSE. IN NO EVENT WILL ANY OF THE AUTHORS OR COPYRIGHT HOLDERS

BE LIABLE FOR ANY DAMAGES CAUSED BY THE USE OR THE INABILITY TO

USE, OF THE FREETYPE PROJECT.

This license grants a worldwide, royalty-free, perpetual and irrevocable right and license to use, execute, perform, compile, display, copy, create derivative works of, distribute and sublicense the FreeType Project (in both source and object code forms) and derivative works thereof for any purpose; and to authorize others to exercise some or all of the rights granted herein, subject to the following conditions:

- o Redistribution of source code must retain this license file ('FTL.TXT') unaltered; any additions, deletions or changes to the original files must be clearly indicated in accompanying documentation. The copyright notices of the unaltered, original files must be preserved in all copies of source files.

- o Redistribution in binary form must provide a disclaimer that states that the software is based in part of the work of the FreeType Team, in the distribution documentation. We also encourage you to put an URL to the FreeType web page in your documentation, though this isn't mandatory.

These conditions apply to any software derived from or based on the FreeType Project, not just the unmodified files. If you use our work, you must acknowledge us. However, no fee need be paid to us.

Neither the FreeType authors and contributors

nor you shall use the name of the other for commercial, advertising, or promotional purposes without specific prior written permission.

We suggest, but do not require, that you use one or more of the following phrases to refer to this software in your documentation or advertising materials: 'FreeType Project', 'FreeType Engine', 'FreeType library', or 'FreeType Distribution'.

As you have not signed this license, you are not required to accept it. However, as the FreeType Project is copyrighted material, only this license, or another one contracted with the authors, grants you the right to use, distribute, and modify it. Therefore, by using, distributing, or modifying the FreeType Project, you indicate that you understand and accept all the terms of this license.

There are two mailing lists related to FreeType:

- o freetype@nongnu.org

Discusses general use and applications of FreeType, as well as future and wanted additions to the library and distribution.

If you are looking for support, start in this list if you

haven't found anything to help you in the documentation.

- o freetype-devel@nongnu.org

Discusses bugs, as well as engine internals, design issues,

specific licenses, porting, etc.

Our home page can be found at

<http://www.freetype.org>

--- end of FTL.TXT ---

LICENSE ISSUES

=====

The OpenSSL toolkit stays under a dual license, i.e. both the conditions of

the OpenSSL License and the original SSLeay license apply to the toolkit.

See below for the actual license texts. Actually both licenses are BSD-style

Open Source licenses. In case of any license issues related to OpenSSL

please contact openssl-core@openssl.org.

OpenSSL License

/*

=====

* Copyright (c) 1998-2011 The OpenSSL Project. All rights reserved.

*

* Redistribution and use in source and binary forms, with or without

* modification, are permitted provided that the following conditions

* are met:

*

* 1. Redistributions of source code must retain the above copyright

* notice, this list of conditions and the following disclaimer.

*

* 2. Redistributions in binary form must reproduce the above copyright

* notice, this list of conditions and the following disclaimer in

* the documentation and/or other materials provided with the

* distribution.

*

* 3. All advertising materials mentioning features or use of this

* software must display the following acknowledgment:

* "This product includes software developed by the OpenSSL Project

* for use in the OpenSSL Toolkit. (<http://www.openssl.org/>)"

*

* 4. The names "OpenSSL Toolkit" and "OpenSSL Project" must not be used to

* endorse or promote products derived from this software without

* prior written permission. For written permission, please contact

* openssl-core@openssl.org.

*

* 5. Products derived from this software may not be called "OpenSSL"

* nor may "OpenSSL" appear in their names without prior written

* permission of the OpenSSL Project.

*

* 6. Redistributions of any form whatsoever must retain the following

* acknowledgment:

* "This product includes software developed by the OpenSSL Project

* for use in the OpenSSL Toolkit (<http://www.openssl.org/>)"

*

* THIS SOFTWARE IS PROVIDED BY THE OpenSSL PROJECT "AS IS" AND ANY

* EXPRESSED OR IMPLIED WARRANTIES, INCLUDING, BUT NOT LIMITED TO, THE

* IMPLIED WARRANTIES OF MERCHANTABILITY AND FITNESS FOR A PARTICULAR

* PURPOSE ARE DISCLAIMED. IN NO EVENT SHALL THE OpenSSL PROJECT OR

* ITS CONTRIBUTORS BE LIABLE FOR ANY DIRECT, INDIRECT, INCIDENTAL,
 * SPECIAL, EXEMPLARY, OR CONSEQUENTIAL DAMAGES (INCLUDING, BUT
 * NOT LIMITED TO, PROCUREMENT OF SUBSTITUTE GOODS OR SERVICES;
 * LOSS OF USE, DATA, OR PROFITS; OR BUSINESS INTERRUPTION)
 * HOWEVER CAUSED AND ON ANY THEORY OF LIABILITY, WHETHER IN CONTRACT,
 * STRICT LIABILITY, OR TORT (INCLUDING NEGLIGENCE OR OTHERWISE)
 * ARISING IN ANY WAY OUT OF THE USE OF THIS SOFTWARE, EVEN IF ADVISED
 * OF THE POSSIBILITY OF SUCH DAMAGE.
 *

=====

*
 * This product includes cryptographic software written by Eric Young
 * (eay@cryptsoft.com). This product includes software written by Tim
 * Hudson (tjh@cryptsoft.com).
 *
 */

Original SSLeay License

/* Copyright (C) 1995-1998 Eric Young (eay@cryptsoft.com)
 * All rights reserved.
 *
 * This package is an SSL implementation written by Eric Young (eay@cryptsoft.com).
 * The implementation was written so as to conform with Netscapes SSL.
 *
 * This library is free for commercial and non-commercial use as long as
 * the following conditions are aheared to. The following conditions
 * apply to all code found in this distribution, be it the RC4, RSA,
 * lhash, DES, etc., code; not just the SSL code. The SSL documentation

* included with this distribution is covered by the same copyright terms
 * except that the holder is Tim Hudson (tjh@cryptsoft.com).
 *
 * Copyright remains Eric Young's, and as such any Copyright notices in
 * the code are not to be removed.
 * If this package is used in a product, Eric Young should be given attribution
 * as the author of the parts of the library used.
 * This can be in the form of a textual message at program startup or
 * in documentation (online or textual) provided with the package.
 *
 * Redistribution and use in source and binary forms, with or without
 * modification, are permitted provided that the following conditions
 * are met:
 * 1. Redistributions of source code must retain the copyright
 * notice, this list of conditions and the following disclaimer.
 * 2. Redistributions in binary form must reproduce the above copyright
 * notice, this list of conditions and the following disclaimer in the
 * documentation and/or other materials provided with the distribution.
 * 3. All advertising materials mentioning features or use of this software
 * must display the following acknowledgement:
 * "This product includes cryptographic software written by
 * Eric Young (eay@cryptsoft.com)"
 * The word 'cryptographic' can be left out if the rouines from the library
 * being used are not cryptographic related :-).
 * 4. If you include any Windows specific code (or a derivative thereof) from
 * the apps directory (application code) you must include an acknowledgement:
 * "This product includes software written by Tim Hudson (tjh@cryptsoft.com)"
 *

* THIS SOFTWARE IS PROVIDED BY ERIC YOUNG
"AS IS" AND

* ANY EXPRESS OR IMPLIED WARRANTIES,
INCLUDING, BUT NOT LIMITED TO, THE

* IMPLIED WARRANTIES OF MERCHANTABILITY
AND FITNESS FOR A PARTICULAR PURPOSE

* ARE DISCLAIMED. IN NO EVENT SHALL THE
AUTHOR OR CONTRIBUTORS BE LIABLE

* FOR ANY DIRECT, INDIRECT, INCIDENTAL,
SPECIAL, EXEMPLARY, OR CONSEQUENTIAL

* DAMAGES (INCLUDING, BUT NOT LIMITED TO,
PROCUREMENT OF SUBSTITUTE GOODS

* OR SERVICES; LOSS OF USE, DATA, OR PROFITS;
OR BUSINESS INTERRUPTION)

* HOWEVER CAUSED AND ON ANY THEORY OF
LIABILITY, WHETHER IN CONTRACT, STRICT

* LIABILITY, OR TORT (INCLUDING NEGLIGENCE OR
OTHERWISE) ARISING IN ANY WAY

* OUT OF THE USE OF THIS SOFTWARE, EVEN IF
ADVISED OF THE POSSIBILITY OF

* SUCH DAMAGE.

*

* The licence and distribution terms for any
publically available version or

* derivative of this code cannot be changed. i.e. this
code cannot simply be

* copied and put under another distribution licence

* [including the GNU Public Licence.]

*/

MOZILLA PUBLIC

LICENSE

Version 1.1

1.0.1. "Commercial Use" means distribution or
otherwise making the

Covered Code available to a third party.

1.1. "Contributor" means each entity that creates

or contributes to

the creation of Modifications.

1.2. "Contributor Version" means the
combination of the Original

Code, prior Modifications used by a Contributor,
and the Modifications

made by that particular Contributor.

1.3. "Covered Code" means the Original Code or
Modifications or the

combination of the Original Code and
Modifications, in each case

including portions thereof.

1.4. "Electronic Distribution Mechanism" means
a mechanism generally

accepted in the software development
community for the electronic

transfer of data.

1.5. "Executable" means Covered Code in any
form other than Source

Code.

1.6. "Initial Developer" means the individual or
entity identified

as the Initial Developer in the Source Code
notice required by Exhibit

A.

1.7. "Larger Work" means a work which
combines Covered Code or

portions thereof with code not governed by the
terms of this License.

1.8. "License" means this document.

1.8.1. "Licensable" means having the right to
grant, to the maximum

extent possible, whether at the time of the
initial grant or

subsequently acquired, any and all of the rights
conveyed herein.

1.9. "Modifications" means any addition to or

deletion from the

substance or structure of either the Original Code or any previous

Modifications. When Covered Code is released as a series of files, a

Modification is:

A. Any addition to or deletion from the contents of a file

containing Original Code or previous Modifications.

B. Any new file that contains any part of the Original Code or

previous Modifications.

1.10. "Original Code" means Source Code of computer software code

which is described in the Source Code notice required by Exhibit A as

Original Code, and which, at the time of its release under this

License is not already Covered Code governed by this License.

1.10.1. "Patent Claims" means any patent claim(s), now owned or

hereafter acquired, including without limitation, method, process,

and apparatus claims, in any patent Licensable by grantor.

1.11. "Source Code" means the preferred form of the Covered Code for

making modifications to it, including all modules it contains, plus

any associated interface definition files, scripts used to control

compilation and installation of an Executable, or source code

differential comparisons against either the Original Code or another

well known, available Covered Code of the Contributor's choice. The

Source Code can be in a compressed or archival form, provided the

appropriate decompression or de-archiving software is widely available

for no charge.

1.12. "You" (or "Your") means an individual or a legal entity

exercising rights under, and complying with all of the terms of, this

License or a future version of this License issued under Section 6.1.

For legal entities, "You" includes any entity which controls, is

controlled by, or is under common control with You. For purposes of

this definition, "control" means (a) the power, direct or indirect,

to cause the direction or management of such entity, whether by

contract or otherwise, or (b) ownership of more than fifty percent

(50%) of the outstanding shares or beneficial ownership of such

entity.

2.1. The Initial Developer Grant.

The Initial Developer hereby grants You a world-wide, royalty-free,

non-exclusive license, subject to third party intellectual property

claims:

(a) under intellectual property rights (other than patent or

trademark) Licensable by Initial Developer to use, reproduce,

modify, display, perform, sublicense and distribute the Original

Code (or portions thereof) with or without Modifications, and/or

as part of a Larger Work; and

(b) under Patents Claims infringed by the making, using or

selling of Original Code, to make, have made, use, practice,

sell, and offer for sale, and/or otherwise dispose of the

Original Code (or portions thereof).

(c) the licenses granted in this Section

2.1(a) and (b) are

effective on the date Initial Developer first distributes

Original Code under the terms of this License.

(d) Notwithstanding Section 2.1(b) above, no patent license is

granted: 1) for code that You delete from the Original Code; 2)

separate from the Original Code; or 3) for infringements caused

by: i) the modification of the Original Code or ii) the

combination of the Original Code with other software or devices.

2.2. Contributor Grant.

Subject to third party intellectual property claims, each Contributor

hereby grants You a world-wide, royalty-free, non-exclusive license

(a) under intellectual property rights (other than patent or

trademark) Licensable by Contributor, to use, reproduce, modify,

display, perform, sublicense and distribute the Modifications

created by such Contributor (or portions thereof) either on an

unmodified basis, with other Modifications, as Covered Code

and/or as part of a Larger Work; and

(b) under Patent Claims infringed by the making, using, or

selling of Modifications made by that Contributor either alone

and/or in combination with its Contributor Version (or portions

of such combination), to make, use, sell, offer for sale, have

made, and/or otherwise dispose of: 1) Modifications made by that

Contributor (or portions thereof); and 2) the combination of

Modifications made by that Contributor

with its Contributor

Version (or portions of such combination).

(c) the licenses granted in Sections 2.2(a) and 2.2(b) are

effective on the date Contributor first makes Commercial Use of

the Covered Code.

(d) Notwithstanding Section 2.2(b) above, no patent license is

granted: 1) for any code that Contributor has deleted from the

Contributor Version; 2) separate from the Contributor Version;

3) for infringements caused by: i) third party modifications of

Contributor Version or ii) the combination of Modifications made

by that Contributor with other software (except as part of the

Contributor Version) or other devices; or 4) under Patent Claims

infringed by Covered Code in the absence of Modifications made by

that Contributor.

3.1. Application of License.

The Modifications which You create or to which You contribute are

governed by the terms of this License, including without limitation

Section 2.2. The Source Code version of Covered Code may be

distributed only under the terms of this License or a future version

of this License released under Section 6.1, and You must include a

copy of this License with every copy of the Source Code You

distribute. You may not offer or impose any terms on any Source Code

version that alters or restricts the applicable version of this

License or the recipients' rights hereunder. However, You may include

an additional document offering the additional rights described in

Section 3.5.

3.2. Availability of Source Code.

Any Modification which You create or to which You contribute must be

made available in Source Code form under the terms of this License

either on the same media as an Executable version or via an accepted

Electronic Distribution Mechanism to anyone to whom you made an

Executable version available; and if made available via Electronic

Distribution Mechanism, must remain available for at least twelve (12)

months after the date it initially became available, or at least six

(6) months after a subsequent version of that particular Modification

has been made available to such recipients. You are responsible for

ensuring that the Source Code version remains available even if the

Electronic Distribution Mechanism is maintained by a third party.

3.3. Description of Modifications.

You must cause all Covered Code to which You contribute to contain a

file documenting the changes You made to create that Covered Code and

the date of any change. You must include a prominent statement that

the Modification is derived, directly or indirectly, from Original

Code provided by the Initial Developer and including the name of the

Initial Developer in (a) the Source Code, and (b) in any notice in an

Executable version or related documentation in which You describe the

origin or ownership of the Covered Code.

3.4. Intellectual Property Matters

(a) Third Party Claims.

If Contributor has knowledge that a license under a third party's

intellectual property rights is required to exercise the rights

granted by such Contributor under Sections 2.1 or 2.2,

Contributor must include a text file with the Source Code

distribution titled "LEGAL" which describes the claim and the

party making the claim in sufficient detail that a recipient will

know whom to contact. If Contributor obtains such knowledge after

the Modification is made available as described in Section 3.2,

Contributor shall promptly modify the LEGAL file in all copies

Contributor makes available thereafter and shall take other steps

(such as notifying appropriate mailing lists or newsgroups)

reasonably calculated to inform those who received the Covered

Code that new knowledge has been obtained.

(b) Contributor APIs.

If Contributor's Modifications include an application programming

interface and Contributor has knowledge of patent licenses which

are reasonably necessary to implement that API, Contributor must

also include this information in the LEGAL file.

(c) Representations.

Contributor represents that, except as disclosed pursuant to

Section 3.4(a) above, Contributor believes that Contributor's

Modifications are Contributor's original creation(s) and/or

Contributor has sufficient rights to grant the rights conveyed by

this License.

3.5. Required Notices.

You must duplicate the notice in Exhibit A in each file of the Source

Code. If it is not possible to put such notice in a particular Source

Code file due to its structure, then You must include such notice in a

location (such as a relevant directory) where a user would be likely

to look for such a notice. If You created one or more Modification(s)

You may add your name as a Contributor to the notice described in

Exhibit A. You must also duplicate this License in any documentation

for the Source Code where You describe recipients' rights or ownership

rights relating to Covered Code. You may choose to offer, and to

charge a fee for, warranty, support, indemnity or liability

obligations to one or more recipients of Covered Code. However, You

may do so only on Your own behalf, and not on behalf of the Initial

Developer or any Contributor. You must make it absolutely clear than

any such warranty, support, indemnity or liability obligation is

offered by You alone, and You hereby agree to indemnify the Initial

Developer and every Contributor for any liability incurred by the

Initial Developer or such Contributor as a result of warranty,

support, indemnity or liability terms You offer.

3.6. Distribution of Executable Versions.

You may distribute Covered Code in Executable form only if the

requirements of Section 3.1–3.5 have been met for that Covered Code,

and if You include a notice stating that the Source Code version of

the Covered Code is available under the terms of this License,

including a description of how and where You have fulfilled the

obligations of Section 3.2. The notice must be conspicuously included

in any notice in an Executable version, related documentation or

collateral in which You describe recipients' rights relating to the

Covered Code. You may distribute the Executable version of Covered

Code or ownership rights under a license of Your choice, which may

contain terms different from this License, provided that You are in

compliance with the terms of this License and that the license for the

Executable version does not attempt to limit or alter the recipient's

rights in the Source Code version from the rights set forth in this

License. If You distribute the Executable version under a different

license You must make it absolutely clear that any terms which differ

from this License are offered by You alone, not by the Initial

Developer or any Contributor. You hereby agree to indemnify the

Initial Developer and every Contributor for any liability incurred by

the Initial Developer or such Contributor as a result of any such

terms You offer.

3.7. Larger Works.

You may create a Larger Work by combining Covered Code with other code

not governed by the terms of this License and distribute the Larger

Work as a single product. In such a case, You must make sure the

requirements of this License are fulfilled for the Covered Code.

If it is impossible for You to comply with any of the terms of this

License with respect to some or all of the Covered Code due to

statute, judicial order, or regulation then You

must: (a) comply with the terms of this License to the maximum extent possible; and (b) describe the limitations and the code they affect. Such description must be included in the LEGAL file described in Section 3.4 and must be included with all distributions of the Source Code. Except to the extent prohibited by statute or regulation, such description must be sufficiently detailed for a recipient of ordinary skill to be able to understand it.

This License applies to code to which the Initial Developer has attached the notice in Exhibit A and to related Covered Code.

6.1. New Versions.

Netscape Communications Corporation ("Netscape") may publish revised and/or new versions of the License from time to time. Each version will be given a distinguishing version number.

6.2. Effect of New Versions.

Once Covered Code has been published under a particular version of the License, You may always continue to use it under the terms of that version. You may also choose to use such Covered Code under the terms of any subsequent version of the License published by Netscape. No one other than Netscape has the right to modify the terms applicable to Covered Code created under this License.

6.3. Derivative Works.

If You create or use a modified version of this License (which you may only do in order to apply it to code which is not already Covered Code

governed by this License), You must (a) rename Your license so that

the phrases "Mozilla", "MOZILLAPL", "MOZPL", "Netscape",

"MPL", "NPL" or any confusingly similar phrase do not appear in your

license (except to note that your license differs from this License)

and (b) otherwise make it clear that Your version of the license

contains terms which differ from the Mozilla Public License and

Netscape Public License. (Filling in the name of the Initial

Developer, Original Code or Contributor in the notice described in

Exhibit A shall not of themselves be deemed to be modifications of

this License.)

COVERED CODE IS PROVIDED UNDER THIS LICENSE ON AN "AS IS" BASIS,

WITHOUT WARRANTY OF ANY KIND, EITHER EXPRESSED OR IMPLIED, INCLUDING,

WITHOUT LIMITATION, WARRANTIES THAT THE COVERED CODE IS FREE OF

DEFECTS, MERCHANTABILITY, FIT FOR A PARTICULAR PURPOSE OR NON-INFRINGEMENT.

THE ENTIRE RISK AS TO THE QUALITY AND PERFORMANCE OF THE COVERED CODE

IS WITH YOU. SHOULD ANY COVERED CODE PROVE DEFECTIVE IN ANY RESPECT,

YOU (NOT THE INITIAL DEVELOPER OR ANY OTHER CONTRIBUTOR) ASSUME THE

COST OF ANY NECESSARY SERVICING, REPAIR OR CORRECTION. THIS DISCLAIMER

OF WARRANTY CONSTITUTES AN ESSENTIAL PART OF THIS LICENSE. NO USE OF

ANY COVERED CODE IS AUTHORIZED HEREUNDER EXCEPT UNDER THIS DISCLAIMER.

8.1. This License and the rights granted hereunder will terminate

automatically if You fail to comply with terms herein and fail to cure

such breach within 30 days of becoming aware

of the breach. All

sublicenses to the Covered Code which are properly granted shall

survive any termination of this License. Provisions which, by their

nature, must remain in effect beyond the termination of this License shall survive.

8.2. If You initiate litigation by asserting a patent infringement

claim (excluding declaratory judgment actions) against Initial Developer

or a Contributor (the Initial Developer or Contributor against whom

You file such action is referred to as "Participant") alleging that:

(a) such Participant's Contributor Version directly or indirectly

infringes any patent, then any and all rights granted by such

Participant to You under Sections 2.1 and/or 2.2 of this License

shall, upon 60 days notice from Participant terminate prospectively,

unless if within 60 days after receipt of notice You either: (i)

agree in writing to pay Participant a mutually agreeable reasonable

royalty for Your past and future use of Modifications made by such

Participant, or (ii) withdraw Your litigation claim with respect to

the Contributor Version against such Participant. If within 60 days

of notice, a reasonable royalty and payment arrangement are not

mutually agreed upon in writing by the parties or the litigation claim

is not withdrawn, the rights granted by Participant to You under

Sections 2.1 and/or 2.2 automatically terminate at the expiration of

the 60 day notice period specified above.

(b) any software, hardware, or device, other than such Participant's

Contributor Version, directly or indirectly infringes any patent, then

any rights granted to You by such Participant under Sections 2.1(b)

and 2.2(b) are revoked effective as of the date You first made, used,

sold, distributed, or had made, Modifications made by that

Participant.

8.3. If You assert a patent infringement claim against Participant

alleging that such Participant's Contributor Version directly or

indirectly infringes any patent where such claim is resolved (such as

by license or settlement) prior to the initiation of patent

infringement litigation, then the reasonable value of the licenses

granted by such Participant under Sections 2.1 or 2.2 shall be taken

into account in determining the amount or value of any payment or

license.

8.4. In the event of termination under Sections 8.1 or 8.2 above,

all end user license agreements (excluding distributors and resellers)

which have been validly granted by You or any distributor hereunder

prior to termination shall survive termination.

UNDER NO CIRCUMSTANCES AND UNDER NO LEGAL THEORY, WHETHER TORT

(INCLUDING NEGLIGENCE), CONTRACT, OR OTHERWISE, SHALL YOU, THE INITIAL

DEVELOPER, ANY OTHER CONTRIBUTOR, OR ANY DISTRIBUTOR OF COVERED CODE,

OR ANY SUPPLIER OF ANY OF SUCH PARTIES, BE LIABLE TO ANY PERSON FOR

ANY INDIRECT, SPECIAL, INCIDENTAL, OR CONSEQUENTIAL DAMAGES OF ANY

CHARACTER INCLUDING, WITHOUT LIMITATION, DAMAGES FOR LOSS OF GOODWILL,

WORK STOPPAGE, COMPUTER FAILURE OR

MALFUNCTION, OR ANY AND ALL OTHER
COMMERCIAL DAMAGES OR LOSSES, EVEN IF
SUCH PARTY SHALL HAVE BEEN
INFORMED OF THE POSSIBILITY OF SUCH
DAMAGES. THIS LIMITATION OF
LIABILITY SHALL NOT APPLY TO LIABILITY FOR
DEATH OR PERSONAL INJURY
RESULTING FROM SUCH PARTY'S
NEGLIGENCE TO THE EXTENT APPLICABLE LAW
PROHIBITS SUCH LIMITATION. SOME
JURISDICTIONS DO NOT ALLOW THE
EXCLUSION OR LIMITATION OF INCIDENTAL
OR CONSEQUENTIAL DAMAGES, SO
THIS EXCLUSION AND LIMITATION MAY NOT
APPLY TO YOU.

The Covered Code is a "commercial item," as
that term is defined in

48 C.F.R. 2.101 (Oct. 1995), consisting of
"commercial computer

software" and "commercial computer software
documentation," as such

terms are used in 48 C.F.R. 12.212 (Sept. 1995).
Consistent with 48

C.F.R. 12.212 and 48 C.F.R. 227.7202-1 through
227.7202-4 (June 1995),

all U.S. Government End Users acquire Covered
Code with only those

rights set forth herein.

This License represents the complete
agreement concerning subject

matter hereof. If any provision of this License is
held to be

unenforceable, such provision shall be
reformed only to the extent

necessary to make it enforceable. This License
shall be governed by

California law provisions (except to the extent
applicable law, if

any, provides otherwise), excluding its conflict-
of-law provisions.

With respect to disputes in which at least one
party is a citizen of,

or an entity chartered or registered to do
business in the United

States of America, any litigation relating to this
License shall be

subject to the jurisdiction of the Federal Courts
of the Northern

District of California, with venue lying in Santa
Clara County,

California, with the losing party responsible for
costs, including

without limitation, court costs and reasonable
attorneys' fees and

expenses. The application of the United Nations
Convention on

Contracts for the International Sale of Goods is
expressly excluded.

Any law or regulation which provides that the
language of a contract

shall be construed against the drafter shall not
apply to this

License.

As between Initial Developer and the
Contributors, each party is

responsible for claims and damages arising,
directly or indirectly,

out of its utilization of rights under this License
and You agree to

work with Initial Developer and Contributors to
distribute such

responsibility on an equitable basis. Nothing
herein is intended or

shall be deemed to constitute any admission of
liability.

Initial Developer may designate portions of the
Covered Code as

"Multiple-Licensed". "Multiple-Licensed"
means that the Initial

Developer permits you to utilize portions of the
Covered Code under

Your choice of the NPL or the alternative
licenses, if any, specified

by the Initial Developer in the file described in
Exhibit A.

EXHIBIT A -Mozilla Public License.

“The contents of this file are subject to the Mozilla Public License

Version 1.1 (the "License"); you may not use this file except in

compliance with the License. You may obtain a copy of the License at

<http://www.mozilla.org/MPL/>

Software distributed under the License is distributed on an "AS IS"

basis, WITHOUT WARRANTY OF ANY KIND, either express or implied. See the

License for the specific language governing rights and limitations

under the License.

The Original Code is _____.

The Initial Developer of the Original Code is

_____.

Portions created by _____ are Copyright (C) _____ . All Rights Reserved.

Contributor(s): _____.

Alternatively, the contents of this file may be used under the terms

of the _____ license (the "[_____] License"), in which case the

provisions of [_____] License are applicable instead of those

above. If you wish to allow use of your version of this file only

under the terms of the [_____] License and not to allow others to use

your version of this file under the MPL, indicate your decision by

deleting the provisions above and replace them with the notice and

other provisions required by the [_____] License. If you do not delete

the provisions above, a recipient may use your version of this file

under either the MPL or the [_____] License."

[NOTE: The text of this Exhibit A may differ slightly from the text of

the notices in the Source Code files of the Original Code. You should

use the text of this Exhibit A rather than the text found in the

Original Code Source Code for Your Modifications.]

Open Source

Android (7.1.1)

This tv contains the Android Nougat Software. Android is a Linux-based operating system designed primarily for touchscreen mobile devices such as smartphones and tablet computers. This software will also be reused in TPVision Android based TV's. The original download site for this software is : <https://android.googlesource.com/>. This piece of software is made available under the terms and conditions of the Apache license version 2, which can be found below. Android APACHE License Version 2 (<http://source.android.com/source/licenses.html>). This includes all external sources used by official Android AOSP.

linux kernel (3.10.79)

This tv contains the Linux Kernel. The original download site for this software is : <http://www.kernel.org/>. This piece of software is made available under the terms and conditions of the GPL v2 license, which can be found below. Additionally, following exception applies: "NOTE! This copyright does *not* cover user programs that use kernel services by normal system calls - this is merely considered normal use of the kernel, and does *not* fall under the heading of "derived work". Also note that the GPL below is copyrighted by the Free Software Foundation, but the instance of code that it refers to (the linux kernel) is copyrighted by me and others who actually wrote it. Also note that the only valid version of the GPL as far as the kernel is concerned is _this_ particular version of the license (ie v2, not v2.2 or v3.x or whatever), unless explicitly otherwise stated. Linus Torvalds"

libcurl (7.50.1)

libcurl is a free and easy-to-use client-side URL transfer library, supporting DICT, FILE, FTP, FTPS, Gopher, HTTP, HTTPS, IMAP, IMAPS, LDAP, LDAPS, POP3, POP3S, RTMP, RTSP, SCP, SFTP, SMTP, SMTPS, Telnet and TFTP. libcurl supports SSL certificates, HTTP POST, HTTP PUT, FTP uploading, HTTP form based upload, proxies, cookies, user+password authentication (Basic, Digest, NTLM, Negotiate, Kerberos), file transfer resume, http proxy

tunneling and more! The original download site for this software is : <http://curl.haxx.se/libcurl/>
COPYRIGHT AND PERMISSION NOTICE Copyright (c) 1996 - 2010, Daniel Stenberg, daniel@haxx.se. All rights reserved. Permission to use, copy, modify, and distribute this software for any purpose with or without fee is hereby granted, provided that the above copyright notice and this permission notice appear in all copies. THE SOFTWARE IS PROVIDED "AS IS", WITHOUT WARRANTY OF ANY KIND, EXPRESS OR IMPLIED, INCLUDING BUT NOT LIMITED TO THE WARRANTIES OF MERCHANTABILITY, FITNESS FOR A PARTICULAR PURPOSE AND NONINFRINGEMENT OF THIRD PARTY RIGHTS. IN NO EVENT SHALL THE AUTHORS OR COPYRIGHT HOLDERS BE LIABLE FOR ANY CLAIM, DAMAGES OR OTHER LIABILITY, WHETHER IN AN ACTION OF CONTRACT, TORT OR OTHERWISE, ARISING FROM, OUT OF OR IN CONNECTION WITH THE SOFTWARE OR THE USE OR OTHER DEALINGS IN THE SOFTWARE. Except as contained in this notice, the name of a copyright holder shall not be used in advertising or otherwise to promote the sale, use or other dealings in this Software without prior written authorization of the copyright holder.

libfreetypeex (2.4.2)

FreeType is a software development library, available in source and binary forms, used to render text on to bitmaps and provides support for other font-related operations. The original download site for this software is :
<https://github.com/julienr/libfreetype-android>
Freetype License

libjpegex (8a)

This package contains C software to implement JPEG image encoding, decoding, and transcoding. This software is based in part on the work of the Independent JPEG Group.-----The authors make NO WARRANTY or representation, either express or implied, with respect to this software, its quality, accuracy, merchantability, or fitness for a particular purpose. This software is provided "AS IS", and you, its user, assume the entire risk as to its quality and accuracy. This software is copyright (C) 1991-1998, Thomas G. Lane. All Rights Reserved except as specified below. Permission is hereby granted to use, copy, modify, and distribute this software (or portions thereof) for any purpose, without fee, subject to these conditions:(1) If any part of the source code for this software is distributed, then this README file must be included, with this copyright and no-warranty notice unaltered; and any additions, deletions, or changes to the original files must be clearly indicated in accompanying documentation.(2) If only executable code is

distributed, then the accompanying documentation must state that "this software is based in part on the work of the Independent JPEG Group".(3) Permission for use of this software is granted only if the user accepts full responsibility for any undesirable consequences; the authors accept NO LIABILITY for damages of any kind. These conditions apply to any software derived from or based on the IJG code, not just to the unmodified library. If you use our work, you ought to acknowledge us. Permission is NOT granted for the use of any IJG author's name or company name in advertising or publicity relating to this software or products derived from it. This software may be referred to only as "the Independent JPEG Group's software". We specifically permit and encourage the use of this software as the basis of commercial products, provided that all warranty or liability claims are assumed by the product vendor.

libpngex (1.4.1)

libpng is the official Portable Network Graphics (PNG) reference library (originally called pnglib). It is a platform-independent library that contains C functions for handling PNG images. It supports almost all of PNG's features, is extensible. The original download site for this software is :
<https://github.com/julienr/libpng-android>
libpng license

dvbsnoop (1.2)

dvbsnoop is a DVB / MPEG stream analyzer program. For generating CRC32 values required for composing PAT, PMT, EIT sections The original download site for this software is : <https://github.com/a4tunado/dvbsnoop/blob/master/src/misc/crc32.c> GPL v2
<http://dvbsnoop.sourceforge.net/dvbsnoop.html>

gSoap (2.7.15)

The gSOAP toolkit is an open source C and C++ software development toolkit for SOAP/XML Web services and generic (non-SOAP) C/C++ XML data bindings. Part of the software embedded in this product is gSOAP software. Portions created by gSOAP are Copyright 2001-2009 Robert A. van Engelen, Genivia inc. All Rights Reserved. THE SOFTWARE IN THIS PRODUCT WAS IN PART PROVIDED BY GENIVIA INC AND ANY EXPRESS OR IMPLIED WARRANTIES, INCLUDING, BUT NOT LIMITED TO, THE IMPLIED WARRANTIES OF MERCHANTABILITY AND FITNESS FOR A PARTICULAR PURPOSE ARE DISCLAIMED. IN NO EVENT SHALL THE AUTHOR BE LIABLE FOR ANY DIRECT, INDIRECT, INCIDENTAL, SPECIAL, EXEMPLARY, OR CONSEQUENTIAL DAMAGES (INCLUDING, BUT NOT LIMITED TO, PROCUREMENT OF SUBSTITUTE GOODS OR SERVICES; LOSS OF

USE, DATA, OR PROFITS; OR BUSINESS INTERRUPTION) HOWEVER CAUSED AND ON ANY THEORY OF LIABILITY, WHETHER IN CONTRACT, STRICT LIABILITY, OR TORT (INCLUDING NEGLIGENCE OR OTHERWISE) ARISING IN ANY WAY OUT OF THE USE OF THIS SOFTWARE, EVEN IF ADVISED OF THE POSSIBILITY OF SUCH DAMAGE.

restlet (2.3.0)

Restlet is a lightweight, comprehensive, open source REST framework for the Java platform. Restlet is suitable for both server and client Web applications. It supports major Internet transport, data format, and service description standards like HTTP and HTTPS, SMTP, XML, JSON, Atom, and WADL. The original download site for this software is : <http://restlet.org> This piece of software is made available under the terms and conditions of the Apache License version 2.

FaceBook SDK (3.0.1)

This TV contains Facebook SDK. The Facebook SDK for Android is the easiest way to integrate your Android app with Facebook's platform. The SDK provides support for Login with Facebook authentication, reading and writing to Facebook APIs and support for UI elements such as pickers and dialogs. The original download site for this software is : <https://developer.facebook.com/docs/android> This piece of software is made available under the terms and conditions of the Apache License version 2.

ffmpeg (2.1.3)

This TV uses FFmpeg. FFmpeg is a complete, cross-platform solution to record, convert and stream audio and video. The original download site for this software is : <http://ffmpeg.org> This piece of software is made available under the terms and conditions of the GPL v2 license, which can be found below.

gson (2.3)

This TV uses gson. Gson is a Java library that can be used to convert Java Objects into their JSON representation. It can also be used to convert a JSON string to an equivalent Java object. Gson can work with arbitrary Java objects including pre-existing objects that you do not have source-code of. The original download site for this software is : <https://code.google.com/p/google-gson/> . This piece of software is made available under the terms and conditions of the Apache License 2.0

This software includes an implementation of the AES Cipher, licensed by Brian Gladman. The original

download site for this software is : <http://www.gladman.me.uk/> This piece of software is licensed by Brian Gladman.

libUpNp (1.2.1)

The original download site for this software is : <http://upnp.sourceforge.net/> This piece of software is made available under the terms and conditions of the BSD.

live555 (0.82)

Live555 provides RTP/RTCP/RTSP client. The original download site for this software is : <http://www.live555.com> This piece of software is made available under the terms and conditions of the LGPL v2.1 license, which can be found below.

dnsmasq

Dnsmasq is a lightweight, easy to configure DNS forwarder and DHCP server. The original download site for this software is : <https://android.googlesource.com/platform/external/dnsmasq> This piece of software is made available under the terms and conditions of the GPL v2 license, which can be found below.

TomCrypt (1.1)

iwedia stack is using tomcrypt for sw decryption. The original download site for this software is : <http://manpages.ubuntu.com/manpages/saucy/man3/libtomcrypt.3.html> This piece of software is made available under the terms and conditions of the DO WHAT THE FUCK YOU WANT TO PUBLIC LICENSE.

u-boot (2011-12)

U-boot is a boot loader for embedded boards based on ARM, MIPS and other processors, which can be installed in a boot ROM and used to initialize and test the hardware or to download and run application code. This piece of software is made available under the terms and conditions of the GPL v2 license, which can be found below.

AsyncHttpClient (1.4.9)

The original download site for this software is : <http://loopj.com/android-async-http/> This piece of software is made available under the terms and conditions of the APACHE LICENSE 2.0

httpClient-4.4.1.1 (4.4.1.1)

This is needed to import cz.msebera.android.httpclient used by AsyncHttpClient. The original download site for this software is : <http://mvnrepository.com/artifact/cz.msebera.android/httpclient/4.4.1> This piece of software is made available under the terms and conditions of the APACHE LICENSE 2.0

Jackson Parser (2.x)

ljpeg client uses Jackson Parser for string manipulation. The original download site for this software is : <https://github.com/FasterXML/jackson-core> This piece of software is made available under the terms and conditions of the APACHE LICENSE 2.0

audio a2dp (2.x)

Bluetooth stack. The original download site for this software is : <https://android.googlesource.com/platform/system/bt> This piece of software is made available under the terms and conditions of the APACHE LICENSE 2.0

libexif (0.6.21)

Exif JPEG header manipulation tool. The original download site for this software is : <http://libexif.sourceforge.net/> This piece of software is made available under the terms and conditions of the APACHE LICENSE 2.0

libexpat (2.1.0)

Expat XML Parser. The original download site for this software is : <http://www.libexpat.org/Expat> is free software. You may copy, distribute, and modify it under the terms of the License contained in the file COPYING distributed with this package. This license is the same as the MIT/X Consortium license.

libFFTEm ()

neven face recognition library. The original download site for this software is : No info. This piece of software is made available under the terms and conditions of the APACHE LICENSE 2.0

libicui18n (49.1.1)

International Components for unicode. The original download site for this software is : <http://icu-project.org> This piece of software is made available under the terms and conditions of the BSD.

libiprouteutil (3.4.0)

iproute2 TCP/IP networking and traffic control. The original download site for this software is : <http://www.linuxfoundation.org/> This piece of software is made available under the terms and conditions of the GPL v2. which can be found below

libjpeg (3.4.0)

libjpeg-turbo is a JPEG image codec that uses SIMD instructions (MMX, SSE2, NEON) to accelerate baseline JPEG compression and decompression on x86, x86-64, and ARM systems. The original download site for this software is : <http://www.ijg.org/libjpeg-turbo> is covered by three compatible BSD-style open source licenses. Refer to LICENSE.txt for a roll-up of license terms.

libmtp (1.0.1)

libmtp The original download site for this software is : <http://libmtp.sourceforge.net/> . This piece of software is made available under the terms and conditions of the LGPL V2.

libmDNSsd (320.10.80)

MDNS Responder. The mDNSResponder project is a component of Bonjour, 5Apple's ease-of-use IP networking initiative. The original download site for this software is : <http://www.opensource.apple.com/tarballs/mDNSResponder/> This piece of software is made available under the terms and conditions of the Apache license version 2

libnfc_ndef ()

The original download site for this software is : No info. This piece of software is made available under the terms and conditions of the Apache license version 2

libskia ()

skia 2D graphics library Skia is a complete 2D graphic library for drawing Text, Geometries, and Images. The original download site for this software is : <http://code.google.com/p/skia/> This piece of software is made available under the terms and conditions of the BSD.

libsonivox ()

The original download site for this software is : No info. This piece of software is made available under the terms and conditions of the Android APACHE

License Version 2.

libsqlite (3.9.2)

SQLite database. The original download site for this software is : <http://www.sqlite.org> This piece of software is made available under the terms and conditions of the Android APACHE License Version 2.

libtspico ()

The original download site for this software is : No info. This piece of software is made available under the terms and conditions of the Android APACHE License Version 2.

libtinyalsa ()

tinyalsa: a small library to interface with ALSA in the Linux kernel. The original download site for this software is : No info. This piece of software is made available under the terms and conditions of the BSD.

wpa_supplicant (0.8)

Library used by legacy HAL to talk to wpa_supplicant daemon. The original download site for this software is : <http://hostap.epitest.fi/> This piece of software is made available under the terms and conditions of the GPLv2.

libz (1.2.8)

zlib compression library. The original download site for this software is : <http://zlib.net> This piece of software is made available under the terms and conditions of the BSD.

iptables (1.4.20)

iptables is a user space application program that allows a system administrator to configure the tables provided by the Linux kernel firewall (implemented as different Netfilter modules) and the chains and rules it stores. Different kernel modules and programs are currently used for different protocols; iptables applies to IPv4The original download site for this software is : <https://android.googleusercontent.com/> This piece of software is made available under the terms and conditions of the GPLv2.

toolbox (1.2.8)

The 'toolbox' command in Android is a multi-function program. It encapsulates the functionality of many common Linux commands (and some special Android ones) into a single binary. This makes it more

compact than having all those other commands installed individually. The original download site for this software is : <https://android.googleusercontent.com/> This piece of software is made available under the terms and conditions of the Android APACHE License Version 2.

libssl

(7b8b9c17db93ea5287575b437c77fb36eeb81b31)

BoringSSL The original download site for this software is : <https://boringssl.googleusercontent.com/boringssl/> This piece of software is made available under the terms and conditions of the BSD.

libOpenMAXAL

(7b8b9c17db93ea5287575b437c77fb36eeb81b31)

OpenMAX AL is an application-level multimedia playback and recording API for mobile embedded devicesThe original download site for this software is : <https://www.khronos.org/openmax/> License free

libOpenSLES (1.0)

Khronos OpenSL Sound API spec. The original download site for this software is : <https://www.khronos.org/opensles/> License free

libEGL libGLESv1_CM (3.1)

Khronos OpenGL Graphics API spec. The original download site for this software is : <https://www.opengl.org/> License free

libffmpeg_av (2.1)

FFmpeg media player. The original download site for this software is : <https://ffmpeg.org/> This piece of software is licensed under LGPL v2.1

libcurlmheg (7.21.6)

curl for MHEG. The original download site for this software is : <https://ffmpeg.org/> Curl and libcurl are licensed under a MIT/X derivate license. Please look at <https://curl.haxx.se/docs/copyright.html>

boringssl

(af0e32cb84f0c9cc65b9233a3414d2562642b342)

ssl for MHEG, Taken from android M. The original download site for this software is : <https://boringssl.googleusercontent.com/boringssl/> Licensed under BSD, please find in /android/n-base/external/boringssl/NOTICE

libpng (1.6.22beta)

libpng is the official Portable Network Graphics (PNG) reference library (originally called pnglib). It is a platform-independent library that contains C functions for handling PNG images. It supports almost all of PNG's features, is extensible. The original download site for this software is :

<https://github.com/julienr/libpng-android> This code is released under the libpng license.

Hue SDK (1.8.1)

TV ambihue app uses Philips SDK to find the hue bridge name. The original download site for this software is :

<https://developers.meethue.com/documentation/java-multi-platform-and-android-sdk>

Opera Web Browser (SDK 4.8.0)

This TV contains Opera Browser Software.

Third-party licenses

WebKit

name License

WebKit URL: <http://webkit.org/>

(WebKit doesn't distribute an explicit license. This LICENSE is derived from license text in the source.)

Copyright (c) 1997, 1998, 1999, 2000, 2001, 2002, 2003, 2004, 2005, 2006, 2007 Alexander Kellett, Alexey Proskuryakov, Alex Mathews, Allan Sandfeld Jensen, Alp Toker, Anders Carlsson, Andrew Wellington, Antti Koivisto, Apple Inc., Arthur Langereis, Baron Schwartz, Bjoern Graf, Brent Fulgham, Cameron Zvarich, Charles Samuels, Christian Dywan, Collabora Ltd., Cyrus Patel, Daniel Molkentin, Dave MacLachlan, David Smith, Dawit Alemayehu, Dirk Mueller, Dirk Schulze, Don Gibson, Enrico Ros, Eric Seidel, Frederik Holljen, Frerich Raabe, Friedmann Kleint, George Staikos, Google Inc., Graham Dennis, Harri Porten, Henry Mason, Hiroyuki Ikezoe, Holger Hans Peter Freyther, IBM, James G. Speth, Jan Alonzo, Jean-Loup Gailly, John Reis, Jonas Witt, Jon Shier, Jonas Witt, Julien Chaffraix, Justin Haygood, Kevin Ollivier, Kevin Watters, Kimmo Kinnunen, Kouhei Sutou, Krzysztof Kowalczyk, Lars Knoll, Luca Bruno, Maks Orlovich, Malte Starostik, Mark Adler, Martin Jones, Marvin Decker, Matt Lilek, Michael Emmel, Mitz Pettel, mozilla.org, Netscape Communications Corporation, Nicholas Shanks, Nikolas Zimmermann, Nokia, Oliver Hunt, Opened Hand, Paul Johnston, Peter Kelly, Pioneer Research Center USA, Rich Moore, Rob Buis,

Robin Dunn, Ronald Tschalär, Samuel Weinig, Simon Hausmann, Staikos Computing Services Inc., Stefan Schimanski, Symantec Corporation, The Dojo Foundation, The Karbon Developers, Thomas Boyer, Tim Copperfield, Tobias Anton, Torben Weis, Trolltech, University of Cambridge, Vaclav Slavik, Waldo Bastian, Xan Lopez, Zack Rusin

The terms and conditions vary from file to file, but are one of:

Redistribution and use in source and binary forms, with or without modification, are permitted provided that the following conditions are met:

OR

Redistribution and use in source and binary forms, with or without modification, are permitted provided that the following conditions are met:

THIS SOFTWARE IS PROVIDED BY APPLE COMPUTER, INC. "AS IS" AND ANY EXPRESS OR IMPLIED WARRANTIES, INCLUDING, BUT NOT LIMITED TO, THE IMPLIED WARRANTIES OF MERCHANTABILITY AND FITNESS FOR A PARTICULAR PURPOSE ARE DISCLAIMED. IN NO EVENT SHALL APPLE COMPUTER, INC. OR CONTRIBUTORS BE LIABLE FOR ANY DIRECT, INDIRECT, INCIDENTAL, SPECIAL, EXEMPLARY, OR CONSEQUENTIAL DAMAGES (INCLUDING, BUT NOT LIMITED TO, PROCUREMENT OF SUBSTITUTE GOODS OR SERVICES; LOSS OF USE, DATA, OR PROFITS; OR BUSINESS INTERRUPTION) HOWEVER CAUSED AND ON ANY THEORY OF LIABILITY, WHETHER IN CONTRACT, STRICT LIABILITY, OR TORT (INCLUDING NEGLIGENCE OR OTHERWISE) ARISING IN ANY WAY OUT OF THE USE OF THIS SOFTWARE, EVEN IF ADVISED OF THE POSSIBILITY OF SUCH DAMAGE.

GNU LIBRARY GENERAL PUBLIC LICENSE

Version 2, June 1991

Copyright (C) 1991 Free Software Foundation, Inc.

51 Franklin Street, Fifth Floor, Boston, MA 02110-1301 USA

Everyone is permitted to copy and distribute verbatim copies of this license document, but changing it is not allowed.

Preamble

The licenses for most software are designed to take away your freedom to share and change it. By contrast, the GNU General Public Licenses are intended to guarantee your freedom to share and change free software--to make sure the software is free for all its users.

This license, the Library General Public License,

applies to some specially designated Free Software Foundation software, and to any other libraries whose authors decide to use it. You can use it for your libraries, too.

When we speak of free software, we are referring to freedom, not price. Our General Public Licenses are designed to make sure that you have the freedom to distribute copies of free software (and charge for this service if you wish), that you receive source code or can get it if you want it, that you can change the software or use pieces of it in new free programs; and that you know you can do these things.

To protect your rights, we need to make restrictions that forbid anyone to deny you these rights or to ask you to surrender the rights. These restrictions translate to certain responsibilities for you if you distribute copies of the library, or if you modify it.

For example, if you distribute copies of the library, whether gratis or for a fee, you must give the recipients all the rights that we gave you. You must make sure that they, too, receive or can get the source code. If you link a program with the library, you must provide complete object files to the recipients so that they can relink them with the library, after making changes to the library and recompiling it. And you must show them these terms so they know their rights.

Our method of protecting your rights has two steps: (1) copyright the library, and (2) offer you this license which gives you legal permission to copy, distribute and/or modify the library.

Also, for each distributor's protection, we want to make certain that everyone understands that there is no warranty for this free library. If the library is modified by someone else and passed on, we want its recipients to know that what they have is not the original version, so that any problems introduced by others will not reflect on the original authors' reputations.

Finally, any free program is threatened constantly by software patents. We wish to avoid the danger that companies distributing free software will individually obtain patent licenses, thus in effect transforming the program into proprietary software. To prevent this, we have made it clear that any patent must be licensed for everyone's free use or not licensed at all.

Most GNU software, including some libraries, is covered by the ordinary GNU General Public License, which was designed for utility programs. This license, the GNU Library General Public License, applies to certain designated libraries. This license is quite different from the ordinary one; be sure to read it in full, and don't assume that anything in it is the same as in the ordinary license.

The reason we have a separate public license for some libraries is that they blur the distinction we

usually make between modifying or adding to a program and simply using it. Linking a program with a library, without changing the library, is in some sense simply using the library, and is analogous to running a utility program or application program. However, in a textual and legal sense, the linked executable is a combined work, a derivative of the original library, and the ordinary General Public License treats it as such.

Because of this blurred distinction, using the ordinary General Public License for libraries did not effectively promote software sharing, because most developers did not use the libraries. We concluded that weaker conditions might promote sharing better.

However, unrestricted linking of non-free programs would deprive the users of those programs of all benefit from the free status of the libraries themselves. This Library General Public License is intended to permit developers of non-free programs to use free libraries, while preserving your freedom as a user of such programs to change the free libraries that are incorporated in them. (We have not seen how to achieve this as regards changes in header files, but we have achieved it as regards changes in the actual functions of the Library.) The hope is that this will lead to faster development of free libraries.

The precise terms and conditions for copying, distribution and modification follow. Pay close attention to the difference between a "work based on the library" and a "work that uses the library". The former contains code derived from the library, while the latter only works together with the library.

Note that it is possible for a library to be covered by the ordinary General Public License rather than by this special one.

GNU LIBRARY GENERAL PUBLIC LICENSE

TERMS AND CONDITIONS FOR COPYING, DISTRIBUTION AND MODIFICATION

0. This License Agreement applies to any software library which contains a notice placed by the copyright holder or other authorized party saying it may be distributed under the terms of this Library General Public License (also called "this License"). Each licensee is addressed as "you".

A "library" means a collection of software functions and/or data prepared so as to be conveniently linked with application programs (which use some of those functions and data) to form executables.

The "Library", below, refers to any such software library or work which has been distributed under these terms. A "work based on the Library" means either the Library or any derivative work

under copyright law: that is to say, a work containing the Library or a portion of it, either verbatim or with modifications and/or translated straightforwardly into another language. (Hereinafter, translation is included without limitation in the term "modification".)

"Source code" for a work means the preferred form of the work for making modifications to it. For a library, complete source code means all the source code for all modules it contains, plus any associate interface definition files, plus the scripts used to control compilation and installation of the library.

Activities other than copying, distribution and modification are not covered by this License; they are outside its scope. The act of running a program using the Library is not restricted, and output from such a program is covered only if its contents constitute a work based on the Library (independent of the use of the Library in a tool for writing it). Whether that is true depends on what the Library does and what the program that uses the Library does.

1. You may copy and distribute verbatim copies of the Library's complete source code as you receive it, in any medium, provided that you conspicuously and appropriately publish on each copy an appropriate copyright notice and disclaimer of warranty; keep intact all the notices that refer to this License and to the absence of any warranty; and distribute a copy of this License along with the

You may charge a fee for the physical act of transferring a copy, and you may at your option offer warranty protection in exchange for a

2. You may modify your copy or copies of the Library or any portion of it, thus forming a work based on the Library, and copy and distribute such modifications or work under the terms of Section 1 above, provided that you also meet all of these conditions:

- a) The modified work must itself be a software library.
- b) You must cause the files modified to carry prominent notices stating that you changed the files and the date of any change.
- c) You must cause the whole of the work to be licensed at no charge to all third parties under the terms of this License.
- d) If a facility in the modified Library refers to a function or a table of data to be supplied by an application program that uses the facility, other than as an argument passed when the facility is invoked, then you must make a good faith effort to ensure that, in the event an application does not supply such function or table, the facility still operates, and performs whatever part of its purpose remains

meaningful.

(For example, a function in a library to compute square roots has a purpose that is entirely well-defined independent of the application. Therefore, Subsection 2d requires that any application-supplied function or table used by this function must be optional: if the application does not supply it, the squareroot function must still compute square roots.)

These requirements apply to the modified work as a whole. If identifiable sections of that work are not derived from the Library, and can be reasonably considered independent and separate works in themselves, then this License, and its terms, do not apply to those sections when you distribute them as separate works. But when you distribute the same sections as part of a whole which is a work based on the Library, the distribution of the whole must be on the terms of this License, whose permissions for other licensees extend to the entire whole, and thus to each and every part regardless of who wrote. Thus, it is not the intent of this section to claim rights or contest your rights to work written entirely by you; rather, the intent is to exercise the right to control the distribution of derivative or collective works based on the Library.

In addition, mere aggregation of another work not based on the Library with the Library (or with a work based on the Library) on a volume of a storage or distribution medium does not bring the other work under the scope of this License.

3. You may opt to apply the terms of the ordinary GNU General Public License instead of this License to a given copy of the Library. To do this, you must alter all the notices that refer to this License, so that they refer to the ordinary GNU General Public License, version 2, instead of to this License. (If a newer version than version 2 of the ordinary GNU General Public License has appeared, then you can specify that version instead if you wish.) Do not make any other change in these notices.

Once this change is made in a given copy, it is irreversible for that copy, so the ordinary GNU General Public License applies to all subsequent copies and derivative works made from that copy.

This option is useful when you wish to copy part of the code of the Library into a program that is not a library.

4. You may copy and distribute the Library (or a portion or derivative of it, under Section 2) in object code or executable form under the terms of Sections 1 and 2 above provided that you accompany it with the complete corresponding machine-readable source code, which must be distributed under the terms of Sections 1 and 2 above on a medium customarily used for software interchange.

If distribution of object code is made by offering

access to copy from a designated place, then offering equivalent access to copy the source code from the same place satisfies the requirement to distribute the source code, even though third parties are not compelled to copy the source along with the object code.

5. A program that contains no derivative of any portion of the Library, but is designed to work with the Library by being compiled or linked with it, is called a "work that uses the Library". Such a work, in isolation, is not a derivative work of the Library, and therefore falls outside the scope of this License.

However, linking a "work that uses the Library" with the Library creates an executable that is a derivative of the Library (because it contains portions of the Library), rather than a "work that uses the library". The executable is therefore covered by this License.

Section 6 states terms for distribution of such executables.

When a "work that uses the Library" uses material from a header file that is part of the Library, the object code for the work may be a derivative work of the Library even though the source code is not. Whether this is true is especially significant if the work can be linked without the Library, or if the work is itself a library. The threshold for this to be true is not precisely defined by law.

If such an object file uses only numerical parameters, data structure layouts and accessors, and small macros and small inline functions (ten lines or less in length), then the use of the object file is unrestricted, regardless of whether it is legally a derivative work. (Executables containing this object code plus portions of the Library will still fall under Section 6.)

Otherwise, if the work is a derivative of the Library, you may distribute the object code for the work under the terms of Section 6. Any executables containing that work also fall under Section 6, whether or not they are linked directly with the Library itself.

6. As an exception to the Sections above, you may also compile or link a "work that uses the Library" with the Library to produce a work containing portions of the Library, and distribute that work under terms of your choice, provided that the terms permit modification of the work for the customer's own use and reverse engineering for debugging such modifications.

You must give prominent notice with each copy of the work that the Library is used in it and that the Library and its use are covered by this License. You must supply a copy of this License. If the work during execution displays copyright notices, you must include the copyright notice for the Library among them, as well as a reference directing the user

to the copy of this License. Also, you must do one of these things:

a) Accompany the work with the complete corresponding machine-readable source code for the Library including whatever changes were used in the work (which must be distributed under Sections 1 and 2 above); and, if the work is an executable linked with the Library, with the complete machine-readable "work that uses the Library", as object code and/or source code, so that the user can modify the Library and then relink to produce a modified executable containing the modified Library. (It is understood that the user who changes the contents of definitions files in the Library will not necessarily be able to recompile the application to use the modified definitions.)

b) Accompany the work with a written offer, valid for at least three years, to give the same user the materials specified in Subsection 6a, above, for a charge no more than the cost of performing this distribution.

c) If distribution of the work is made by offering access to copy from a designated place, offer equivalent access to copy the above specified materials from the same place.

d) Verify that the user has already received a copy of these materials or that you have already sent this user a copy.

For an executable, the required form of the "work that uses the Library" must include any data and utility programs needed for reproducing the executable from it. However, as a special exception, the source code distributed need not include anything that is normally distributed (in either source or binary form) with the major components (compiler, kernel, and so on) of the operating system on which the executable runs, unless that component itself accompanies the executable.

It may happen that this requirement contradicts the license restrictions of other proprietary libraries that do not normally accompany the operating system. Such a contradiction means you cannot use both them and the Library together in an executable that you distribute.

7. You may place library facilities that are a work based on the Library side-by-side in a single library together with other library facilities not covered by this License, and distribute such a combined library, provided that the separate distribution of the work based on the Library and of the other library facilities is otherwise permitted, and provided that you do these two things:

a) Accompany the combined library with a copy of the same work based on the Library, uncombined with any other library facilities. This must be

distributed under the terms of the Sections above.

b) Give prominent notice with the combined library of the fact that part of it is a work based on the Library, and explaining where to find the accompanying uncombined form of the same work.

8. You may not copy, modify, sublicense, link with, or distribute the Library except as expressly provided under this License. Any attempt otherwise to copy, modify, sublicense, link with, or distribute the Library is void, and will automatically terminate your rights under this License. However, parties who have received copies, or rights, from you under this License will not have their licenses terminated so long as such parties remain in full compliance.

9. You are not required to accept this License, since you have not signed it. However, nothing else grants you permission to modify or distribute the Library or its derivative works. These actions are prohibited by law if you do not accept this License. Therefore, by modifying or distributing the Library (or any work based on the Library), you indicate your acceptance of this License to do so, and all its terms and conditions for copying, distributing or modifying the Library or works based on it.

10. Each time you redistribute the Library (or any work based on the Library), the recipient automatically receives a license from the original licensor to copy, distribute, link with or modify the Library subject to these terms and conditions. You may not impose any further restrictions on the recipients' exercise of the rights granted herein. You are not responsible for enforcing compliance by third parties to this License.

11. If, as a consequence of a court judgment or allegation of patent infringement or for any other reason (not limited to patent issues), conditions are imposed on you (whether by court order, agreement or otherwise) that contradict the conditions of this License, they do not excuse you from the conditions of this License. If you cannot distribute so as to satisfy simultaneously your obligations under this License and any other pertinent obligations, then as a consequence you may not distribute the Library at all. For example, if a patent license would not permit royalty-free redistribution of the Library by all those who receive copies directly or indirectly through you, then the only way you could satisfy both it and this License would be to refrain entirely from distribution of the Library.

If any portion of this section is held invalid or unenforceable under any particular circumstance, the balance of the section is intended to apply, and the section as a whole is intended to apply in other circumstances.

It is not the purpose of this section to induce you to infringe any patents or other property right claims or to contest validity of any such claims; this section

has the sole purpose of protecting the integrity of the free software distribution system which is implemented by public license practices. Many people have made generous contributions to the wide range of software distributed through that system in reliance on consistent application of that system; it is up to the author/donor to decide if he or she is willing to distribute software through any other system and a licensee cannot impose that choice.

This section is intended to make thoroughly clear what is believed to be a consequence of the rest of this License.

12. If the distribution and/or use of the Library is restricted in certain countries either by patents or by copyrighted interfaces, the original copyright holder who places the Library under this License may add an explicit geographical distribution limitation excluding those countries, so that distribution is permitted only in or among countries not thus excluded. In such case, this License incorporates the limitation as if written in the body of this License.

13. The Free Software Foundation may publish revised and/or new versions of the Library General Public License from time to time. Such new versions will be similar in spirit to the present version, but may differ in detail to address new problems or concerns.

Each version is given a distinguishing version number. If the Library specifies a version number of this License which applies to it and "any later version", you have the option of following the terms and conditions either of that version or of any later version published by the Free Software Foundation. If the Library does not specify a license version number, you may choose any version ever published by the Free Software Foundation.

14. If you wish to incorporate parts of the Library into other free programs whose distribution conditions are incompatible with these, write to the author to ask for permission. For software which is copyrighted by the Free Software Foundation, write to the Free Software Foundation; we sometimes make exceptions for this. Our decision will be guided by the two goals of preserving the free status of all derivatives of our free software and of promoting the sharing and reuse of software generally.

NO WARRANTY

15. BECAUSE THE LIBRARY IS LICENSED FREE OF CHARGE, THERE IS NO

WARRANTY FOR THE LIBRARY, TO THE EXTENT PERMITTED BY APPLICABLE LAW.

EXCEPT WHEN OTHERWISE STATED IN WRITING THE COPYRIGHT HOLDERS AND/OR

OTHER PARTIES PROVIDE THE LIBRARY "AS IS"

WITHOUT WARRANTY OF ANY KIND, EITHER EXPRESSED OR IMPLIED, INCLUDING, BUT NOT LIMITED TO, THE IMPLIED WARRANTIES OF MERCHANTABILITY AND FITNESS FOR A PARTICULAR PURPOSE.

THE ENTIRE RISK AS TO THE QUALITY AND PERFORMANCE OF THE LIBRARY IS WITH YOU. SHOULD THE LIBRARY PROVE DEFECTIVE, YOU ASSUME THE COST OF ALL NECESSARY SERVICING, REPAIR OR CORRECTION.

16. IN NO EVENT UNLESS REQUIRED BY APPLICABLE LAW OR AGREED TO IN

WRITING WILL ANY COPYRIGHT HOLDER, OR ANY OTHER PARTY WHO MAY MODIFY

AND/OR REDISTRIBUTE THE LIBRARY AS PERMITTED ABOVE, BE LIABLE TO YOU

FOR DAMAGES, INCLUDING ANY GENERAL, SPECIAL, INCIDENTAL OR

CONSEQUENTIAL DAMAGES ARISING OUT OF THE USE OR INABILITY TO USE THE

LIBRARY (INCLUDING BUT NOT LIMITED TO LOSS OF DATA OR DATA BEING

RENDERED INACCURATE OR LOSSES SUSTAINED BY YOU OR THIRD PARTIES OR A

FAILURE OF THE LIBRARY TO OPERATE WITH ANY OTHER SOFTWARE), EVEN IF

SUCH HOLDER OR OTHER PARTY HAS BEEN ADVISED OF THE POSSIBILITY OF SUCH

END OF TERMS AND CONDITIONS

GNU LESSER GENERAL PUBLIC LICENSE

Version 2.1, February 1999

Copyright (C) 1991, 1999 Free Software Foundation, Inc.

51 Franklin Street, Fifth Floor, Boston, MA 02110-1301 USA

Everyone is permitted to copy and distribute verbatim copies of this license document, but changing it is not allowed.

[This is the first released version of the Lesser GPL. It also counts as the successor of the GNU Library Public License, version 2, hence the version number 2.1.]

Preamble

The licenses for most software are designed to take away your freedom to share and change it. By contrast, the GNU General Public Licenses are intended to guarantee your freedom to share and change free software--to make sure the software is free for all its users.

This license, the Lesser General Public License, applies to some specially designated software packages--typically libraries--of the Free Software Foundation and other authors who decide to use it. You can use it too, but we suggest you first think carefully about whether this license or the ordinary General Public License is the better strategy to use in any particular case, based on the explanations below.

When we speak of free software, we are referring to freedom of use, not price. Our General Public Licenses are designed to make sure that you have the freedom to distribute copies of free software (and charge for this service if you wish); that you receive source code or can get it if you want it; that you can change the software and use pieces of it in new free programs; and that you are informed that you can do these things.

To protect your rights, we need to make restrictions that forbid distributors to deny you these rights or to ask you to surrender these rights. These restrictions translate to certain responsibilities for you if you distribute copies of the library or if you modify it.

For example, if you distribute copies of the library, whether gratis or for a fee, you must give the recipients all the rights that we gave you. You must make sure that they, too, receive or can get the source code. If you link other code with the library, you must provide complete object files to the recipients, so that they can relink them with the library after making changes to the library and recompiling it. And you must show them these terms so they know their rights.

We protect your rights with a two-step method: (1) we copyright the library, and (2) we offer you this license, which gives you legal permission to copy, distribute and/or modify the library.

To protect each distributor, we want to make it very clear that there is no warranty for the free library. Also, if the library is modified by someone else and passed on, the recipients should know that what they have is not the original version, so that the original author's reputation will not be affected by problems that might be introduced by others.

Finally, software patents pose a constant threat to the existence of any free program. We wish to make sure that a company cannot effectively restrict the users of a free program by obtaining a restrictive license from a patent holder. Therefore, we insist that any patent license obtained for a version of the library must be consistent with the full freedom of use specified in this license.

Most GNU software, including some libraries, is covered by the ordinary GNU General Public License. This license, the GNU Lesser General Public License, applies to certain designated libraries, and is quite different from the ordinary General Public License. We use this license for certain libraries in order to permit linking those libraries into non-free programs.

When a program is linked with a library, whether statically or using a shared library, the combination of the two is legally speaking a combined work, a derivative of the original library. The ordinary General Public License therefore permits such linking only if the entire combination fits its criteria of freedom. The Lesser General Public License permits more lax criteria for linking other code with the library.

We call this license the "Lesser" General Public License because it does Less to protect the user's freedom than the ordinary General Public License. It also provides other free software developers Less of an advantage over competing non-free programs. These disadvantages are the reason we use the ordinary General Public License for many libraries. However, the Lesser license provides advantages in certain special circumstances.

For example, on rare occasions, there may be a special need to encourage the widest possible use of a certain library, so that it becomes a de-facto standard. To achieve this, non-free programs must be allowed to use the library. A more frequent case is that a free library does the same job as widely used non-free libraries. In this case, there is little to gain by limiting the free library to free software only, so we use the Lesser General Public License.

In other cases, permission to use a particular library in non-free programs enables a greater number of people to use a large body of free software. For example, permission to use the GNU C Library in non-free programs enables many more people to use the whole GNU operating system, as well as its variant, the GNU/Linux operating system.

Although the Lesser General Public License is Less protective of the users' freedom, it does ensure that the user of a program that is linked with the Library has the freedom and the wherewithal to run that program using a modified version of the Library.

The precise terms and conditions for copying, distribution and modification follow. Pay close attention to the difference between a "work based on the library" and a "work that uses the library". The former contains code derived from the library, whereas the latter must be combined with the library in order to run.

GNU LESSER GENERAL

PUBLIC LICENSE

TERMS AND CONDITIONS FOR COPYING, DISTRIBUTION AND MODIFICATION

0. This License Agreement applies to any software library or other program which contains a notice placed by the copyright holder or other authorized party saying it may be distributed under the terms of this Lesser General Public License (also called "this License"). Each licensee is addressed as "you".

A "library" means a collection of software functions and/or data prepared so as to be conveniently linked with application programs (which use some of those functions and data) to form executables.

The "Library", below, refers to any such software library or work which has been distributed under these terms. A "work based on the Library" means either the Library or any derivative work under copyright law: that is to say, a work containing the Library or a portion of it, either verbatim or with modifications and/or translated straightforwardly into another language. (Hereinafter, translation is included without limitation in the term "modification".)

"Source code" for a work means the preferred form of the work for making modifications to it. For a library, complete source code means all the source code for all modules it contains, plus any associated interface definition files, plus the scripts used to control compilation and installation of the library.

Activities other than copying, distribution and modification are not covered by this License; they are outside its scope. The act of running a program using the Library is not restricted, and output from such a program is covered only if its contents constitute a work based on the Library (independent of the use of the Library in a tool for writing it). Whether that is true depends on what the Library does and what the program that uses the Library does.

1. You may copy and distribute verbatim copies of the Library's complete source code as you receive it, in any medium, provided that you conspicuously and appropriately publish on each copy an appropriate copyright notice and disclaimer of warranty; keep intact all the notices that refer to this License and to the absence of any warranty; and distribute a copy of this License along with the Library.

You may charge a fee for the physical act of transferring a copy, and you may at your option offer warranty protection in exchange for a fee.

2. You may modify your copy or copies of the Library or any portion of it, thus forming a work based on the Library, and copy and distribute such modifications or work under the terms of Section 1 above, provided

that you also meet all of these conditions:

- a) The modified work must itself be a software library.
- b) You must cause the files modified to carry prominent notices stating that you changed the files and the date of any change.
- c) You must cause the whole of the work to be licensed at no charge to all third parties under the terms of this License.
- d) If a facility in the modified Library refers to a function or a table of data to be supplied by an application program that uses the facility, other than as an argument passed when the facility is invoked, then you must make a good faith effort to ensure that, in the event an application does not supply such function or table, the facility still operates, and performs whatever part of its purpose remains meaningful.

(For example, a function in a library to compute square roots has a purpose that is entirely well-defined independent of the application. Therefore, Subsection 2d requires that any application-supplied function or table used by this function must be optional: if the application does not supply it, the square root function must still compute square roots.)

These requirements apply to the modified work as a whole. If identifiable sections of that work are not derived from the Library, and can be reasonably considered independent and separate works in themselves, then this License, and its terms, do not apply to those sections when you distribute them as separate works. But when you distribute the same sections as part of a whole which is a work based on the Library, the distribution of the whole must be on the terms of this License, whose permissions for other licensees extend to the entire whole, and thus to each and every part regardless of who wrote

Thus, it is not the intent of this section to claim rights or contest your rights to work written entirely by you; rather, the intent is to exercise the right to control the distribution of derivative or collective works based on the Library.

In addition, mere aggregation of another work not based on the Library with the Library (or with a work based on the Library) on a volume of a storage or distribution medium does not bring the other work under the scope of this License.

3. You may opt to apply the terms of the ordinary GNU General Public License instead of this License to a given copy of the Library. To do this, you must alter all the notices that refer to this License, so that they refer to the ordinary GNU General Public License, version 2, instead of to this License. (If a newer version than version 2 of the ordinary GNU General Public License has appeared, then you can

specify that version instead if you wish.) Do not make any other change in these notices.

Once this change is made in a given copy, it is irreversible for that copy, so the ordinary GNU General Public License applies to all subsequent copies and derivative works made from that copy.

This option is useful when you wish to copy part of the code of the Library into a program that is not a library.

4. You may copy and distribute the Library (or a portion or derivative of it, under Section 2) in object code or executable form under the terms of Sections 1 and 2 above provided that you accompany it with the complete corresponding machine-readable source code, which must be distributed under the terms of Sections 1 and 2 above on a medium customarily used for software interchange.

If distribution of object code is made by offering access to copy from a designated place, then offering equivalent access to copy the source code from the same place satisfies the requirement to distribute the source code, even though third parties are not compelled to copy the source along with the object code.

5. A program that contains no derivative of any portion of the Library, but is designed to work with the Library by being compiled or linked with it, is called a "work that uses the Library". Such a work, in isolation, is not a derivative work of the Library, and therefore falls outside the scope of this License.

However, linking a "work that uses the Library" with the Library creates an executable that is a derivative of the Library (because it contains portions of the Library), rather than a "work that uses the library". The executable is therefore covered by this License.

Section 6 states terms for distribution of such executables.

When a "work that uses the Library" uses material from a header file that is part of the Library, the object code for the work may be a derivative work of the Library even though the source code is not. Whether this is true is especially significant if the work can be linked without the Library, or if the work is itself a library. The threshold for this to be true is not precisely defined by law.

If such an object file uses only numerical parameters, data structure layouts and accessors, and small macros and small inline functions (ten lines or less in length), then the use of the object file is unrestricted, regardless of whether it is legally a derivative work. (Executables containing this object code plus portions of the Library will still fall under Section 6.)

Otherwise, if the work is a derivative of the Library, you may distribute the object code for the work under the terms of Section 6. Any executables

containing that work also fall under Section 6, whether or not they are linked directly with the Library itself.

6. As an exception to the Sections above, you may also combine or link a "work that uses the Library" with the Library to produce a work containing portions of the Library, and distribute that work under terms of your choice, provided that the terms permit modification of the work for the customer's own use and reverse engineering for debugging such modifications.

You must give prominent notice with each copy of the work that the Library is used in it and that the Library and its use are covered by this License. You must supply a copy of this License. If the work during execution displays copyright notices, you must include the copyright notice for the Library among them, as well as a reference directing the user to the copy of this License. Also, you must do one of these things:

a) Accompany the work with the complete corresponding machine-readable source code for the Library including whatever changes were used in the work (which must be distributed under Sections 1 and 2 above); and, if the work is an executable linked with the Library, with the complete machine-readable "work that uses the Library", as object code and/or source code, so that the user can modify the Library and then relink to produce a modified executable containing the modified Library. (It is understood that the user who changes the contents of definitions files in the Library will not necessarily be able to recompile the application to use the modified definitions.)

b) Use a suitable shared library mechanism for linking with the Library. A suitable mechanism is one that (1) uses at run time a copy of the library already present on the user's computer system rather than copying library functions into the executable, and (2) will operate properly with a modified version of the library, if the user installs one, as long as the modified version is interface-compatible with the version that the work was made with.

c) Accompany the work with a written offer, valid for at least three years, to give the same user the materials specified in Subsection 6a, above, for a charge no more than the cost of performing this distribution.

d) If distribution of the work is made by offering access to copy from a designated place, offer equivalent access to copy the above specified materials from the same place.

e) Verify that the user has already received a copy of these materials or that you have already sent this user a copy.

For an executable, the required form of the "work that

uses the Library" must include any data and utility programs needed for reproducing the executable from it. However, as a special exception, the materials to be distributed need not include anything that is normally distributed (in either source or binary form) with the major components (compiler, kernel, and so on) of the operating system on which the executable runs, unless that component itself accompanies the executable.

It may happen that this requirement contradicts the license restrictions of other proprietary libraries that do not normally accompany the operating system. Such a contradiction means you cannot use both them and the Library together in an executable that you

7. You may place library facilities that are a work based on the Library side-by-side in a single library together with other library facilities not covered by this License, and distribute such a combined library, provided that the separate distribution of the work based on the Library and of the other library facilities is otherwise permitted, and provided that you do these two things:

a) Accompany the combined library with a copy of the same work based on the Library, uncombined with any other library facilities. This must be distributed under the terms of the Sections above.

b) Give prominent notice with the combined library of the fact that part of it is a work based on the Library, and explaining where to find the accompanying uncombined form of the same work.

8. You may not copy, modify, sublicense, link with, or distribute the Library except as expressly provided under this License. Any attempt otherwise to copy, modify, sublicense, link with, or distribute the Library is void, and will automatically terminate your rights under this License. However, parties who have received copies, or rights, from you under this License will not have their licenses terminated so long as such parties remain in full compliance.

9. You are not required to accept this License, since you have not signed it. However, nothing else grants you permission to modify or distribute the Library or its derivative works. These actions are prohibited by law if you do not accept this License. Therefore, by modifying or distributing the Library (or any work based on the Library), you indicate your acceptance of this License to do so, and all its terms and conditions for copying, distributing or modifying the Library or works based on it.

10. Each time you redistribute the Library (or any work based on the Library), the recipient automatically receives a license from the original licensor to copy, distribute, link with or modify the Library subject to these terms and conditions. You may not impose any further restrictions on the recipients' exercise of

the rights granted herein. You are not responsible for enforcing compliance by third parties with this License.

11. If, as a consequence of a court judgment or allegation of patent infringement or for any other reason (not limited to patent issues), conditions are imposed on you (whether by court order, agreement or otherwise) that contradict the conditions of this License, they do not excuse you from the conditions of this License. If you cannot distribute so as to satisfy simultaneously your obligations under this License and any other pertinent obligations, then as a consequence you may not distribute the Library at all. For example, if a patent license would not permit royalty-free redistribution of the Library by all those who receive copies directly or indirectly through you, then the only way you could satisfy both it and this License would be to refrain entirely from distribution of the Library.

If any portion of this section is held invalid or unenforceable under any particular circumstance, the balance of the section is intended to apply, and the section as a whole is intended to apply in other circumstances.

It is not the purpose of this section to induce you to infringe any patents or other property right claims or to contest validity of any such claims; this section has the sole purpose of protecting the integrity of the free software distribution system which is implemented by public license practices. Many people have made generous contributions to the wide range of software distributed through that system in reliance on consistent application of that system; it is up to the author/donor to decide if he or she is willing to distribute software through any other system and a licensee cannot impose that choice.

This section is intended to make thoroughly clear what is believed to be a consequence of the rest of this License.

12. If the distribution and/or use of the Library is restricted in certain countries either by patents or by copyrighted interfaces, the original copyright holder who places the Library under this License may add an explicit geographical distribution limitation excluding those countries, so that distribution is permitted only in or among countries not thus excluded. In such case, this License incorporates the limitation as if written in the body of this License.

13. The Free Software Foundation may publish revised and/or new versions of the Lesser General Public License from time to time. Such new versions will be similar in spirit to the present version, but may differ in detail to address new problems or concerns.

Each version is given a distinguishing version number. If the Library specifies a version number of this License which applies to it and "any later

version", you have the option of following the terms and conditions either of that version or of any later version published by the Free Software Foundation. If the Library does not specify a license version number, you may choose any version ever published by the Free Software Foundation.

14. If you wish to incorporate parts of the Library into other free programs whose distribution conditions are incompatible with these, write to the author to ask for permission. For software which is copyrighted by the Free Software Foundation, write to the Free Software Foundation; we sometimes make exceptions for this. Our decision will be guided by the two goals of preserving the free status of all derivatives of our free software and of promoting the sharing and reuse of software generally.

NO WARRANTY

15. BECAUSE THE LIBRARY IS LICENSED FREE OF CHARGE, THERE IS NO

WARRANTY FOR THE LIBRARY, TO THE EXTENT PERMITTED BY APPLICABLE LAW.

EXCEPT WHEN OTHERWISE STATED IN WRITING THE COPYRIGHT HOLDERS AND/OR

OTHER PARTIES PROVIDE THE LIBRARY "AS IS" WITHOUT WARRANTY OF ANY

KIND, EITHER EXPRESSED OR IMPLIED, INCLUDING, BUT NOT LIMITED TO, THE

IMPLIED WARRANTIES OF MERCHANTABILITY AND FITNESS FOR A PARTICULAR

PURPOSE. THE ENTIRE RISK AS TO THE QUALITY AND PERFORMANCE OF THE

LIBRARY IS WITH YOU. SHOULD THE LIBRARY PROVE DEFECTIVE, YOU ASSUME

THE COST OF ALL NECESSARY SERVICING, REPAIR OR CORRECTION.

16. IN NO EVENT UNLESS REQUIRED BY APPLICABLE LAW OR AGREED TO IN

WRITING WILL ANY COPYRIGHT HOLDER, OR ANY OTHER PARTY WHO MAY MODIFY

AND/OR REDISTRIBUTE THE LIBRARY AS PERMITTED ABOVE, BE LIABLE TO YOU

FOR DAMAGES, INCLUDING ANY GENERAL, SPECIAL, INCIDENTAL OR

CONSEQUENTIAL DAMAGES ARISING OUT OF THE USE OR INABILITY TO USE THE

LIBRARY (INCLUDING BUT NOT LIMITED TO LOSS OF DATA OR DATA BEING

RENDERED INACCURATE OR LOSSES SUSTAINED BY

YOU OR THIRD PARTIES OR A FAILURE OF THE LIBRARY TO OPERATE WITH ANY OTHER SOFTWARE), EVEN IF SUCH HOLDER OR OTHER PARTY HAS BEEN ADVISED OF THE POSSIBILITY OF SUCH

END OF TERMS AND CONDITIONS

Other

name License

Chromium URL: <http://www.chromium.org>

Copyright (c) 2013 The Chromium Authors. All rights reserved.

Redistribution and use in source and binary forms, with or without modification, are permitted provided that the following conditions are met:

* Redistributions of source code must retain the above copyright

notice, this list of conditions and the following disclaimer.

* Redistributions in binary form must reproduce the above

copyright notice, this list of conditions and the following disclaimer

in the documentation and/or other materials provided with the

* Neither the name of Google Inc. nor the names of its

contributors may be used to endorse or promote products derived from

this software without specific prior written permission.

THIS SOFTWARE IS PROVIDED BY THE COPYRIGHT HOLDERS AND CONTRIBUTORS

"AS IS" AND ANY EXPRESS OR IMPLIED WARRANTIES, INCLUDING, BUT NOT

LIMITED TO, THE IMPLIED WARRANTIES OF MERCHANTABILITY AND FITNESS FOR

A PARTICULAR PURPOSE ARE DISCLAIMED. IN NO EVENT SHALL THE COPYRIGHT

OWNER OR CONTRIBUTORS BE LIABLE FOR ANY DIRECT, INDIRECT, INCIDENTAL,

SPECIAL, EXEMPLARY, OR CONSEQUENTIAL DAMAGES (INCLUDING, BUT NOT

LIMITED TO, PROCUREMENT OF SUBSTITUTE GOODS OR SERVICES; LOSS OF USE,

DATA, OR PROFITS; OR BUSINESS INTERRUPTION)

HOWEVER CAUSED AND ON ANY THEORY OF LIABILITY, WHETHER IN CONTRACT, STRICT LIABILITY, OR TORT (INCLUDING NEGLIGENCE OR OTHERWISE) ARISING IN ANY WAY OUT OF THE USE OF THIS SOFTWARE, EVEN IF ADVISED OF THE POSSIBILITY OF SUCH DAMAGE.

--

The following files are distributed under the MPL 1.1/GPL 2.0/LGPL 2.1 tri-license:

chromium-nss.h

chromium-blapi.h

chromium-blapit.h

chromium-sha256.h

chromium-prtypes.h

The following files contain portions distributed under the MPL 1.1/GPL 2.0/LGPL 2.1 tri-license:

registry_controlled_domains/registry_controlled_domain.cc

registry_controlled_domains/registry_controlled_domain.h

The following files are distributed under the MPL 2.0 license:

Fontconfig

URL: <http://www.fontconfig.org>

Copyright © 2000,2001,2002,2003,2004,2006,2007 Keith Packard

Copyright © 2005 Patrick Lam

Copyright © 2009 Roozbeh Pournader

Copyright © 2008,2009 Red Hat, Inc.

Copyright © 2008 Danilo Šegan

Permission to use, copy, modify, distribute, and sell this software and its

documentation for any purpose is hereby granted without fee, provided that

the above copyright notice appear in all copies and that both that

copyright notice and this permission notice appear in

supporting documentation, and that the name of the author(s) not be used in advertising or publicity pertaining to distribution of the software without specific, written prior permission. The authors make no representations about the suitability of this software for any purpose. It is provided "as is" without express or implied warranty.

THE AUTHOR(S) DISCLAIMS ALL WARRANTIES WITH REGARD TO THIS SOFTWARE, INCLUDING ALL IMPLIED WARRANTIES OF MERCHANTABILITY AND FITNESS, IN NO EVENT SHALL THE AUTHOR(S) BE LIABLE FOR ANY SPECIAL, INDIRECT OR CONSEQUENTIAL DAMAGES OR ANY DAMAGES WHATSOEVER RESULTING FROM LOSS OF USE, DATA OR PROFITS, WHETHER IN AN ACTION OF CONTRACT, NEGLIGENCE OR OTHER TORTIOUS ACTION, ARISING OUT OF OR IN CONNECTION WITH THE USE OR PERFORMANCE OF THIS SOFTWARE.

Arphic fonts

URL:
<http://www.freedesktop.org/wiki/Software/CJKUnifonts/Download>

ARPHIC PUBLIC LICENSE

Copyright (C) 1999 Arphic Technology Co., Ltd.

All rights reserved except as specified below.

Everyone is permitted to copy and distribute verbatim copies of this license document, but changing it is forbidden.

Preamble

The licenses for most software are designed to take away your freedom to share and change it. By contrast, the ARPHIC PUBLIC LICENSE specifically permits and encourages you to use this software, provided that you give the recipients all the rights that we gave you and make sure they can get the modifications of this software.

Legal Terms

Throughout this License, "Font" means the TrueType fonts "AR PL Mingti2L Big5", "AR PL KaitiM Big5" (BIG-5 character set) and "AR PL SungtiL GB", "AR PL KaitiM GB" (GB character set) which are originally distributed by Arphic, and the derivatives of those fonts created through any modification including modifying glyph, reordering glyph, converting format, changing font name, or adding/deleting some characters in/from glyph table.

"PL" means "Public License".

"Copyright Holder" means whoever is named in the copyright or copyrights for the Font.

"You" means the licensee, or person copying, redistributing or modifying the Font.

"Freely Available" means that you have the freedom to copy or modify the Font as well as redistribute copies of the Font under the same conditions you received, not price. If you wish, you can charge for this service.

You may copy and distribute verbatim copies of this Font in any medium, without restriction, provided that you retain this license file (ARPHICPL.TXT) unaltered in all copies.

You may otherwise modify your copy of this Font in any way, including modifying glyph, reordering glyph, converting format, changing font name, or adding/deleting some characters in/from glyph table, and copy and distribute such modifications under the terms of Section 1 above, provided that the following conditions are met:

a) You must insert a prominent notice in each modified file stating how and when you changed that file.

b) You must make such modifications Freely Available as a whole to all third parties under the terms of this License, such as by offering access to copy the modifications from a designated place, or distributing the modifications on a medium customarily used for software interchange.

c) If the modified fonts normally reads commands interactively when run, you must cause it, when started running for such interactive use in the most ordinary way, to print or display an announcement including an appropriate copyright notice and a notice that there is no warranty (or else, saying that you provide a warranty) and that users may redistribute the Font under these conditions, and telling the user how to view a copy of this License.

These requirements apply to the modified work as a whole. If identifiable sections of that work are not derived from the Font, and can be reasonably considered independent and separate works in themselves, then this License and its terms, do not apply to those sections when you distribute them as separate works. Therefore, mere aggregation of

another work not based on the Font with the Font on a volume of a storage or distribution medium does not bring the other work under the scope of this License.

You may not copy, modify, sublicense, or distribute the Font except as expressly provided under this License. Any attempt otherwise to copy, modify, sublicense or distribute the Font will automatically retroactively void your rights under this License. However, parties who have received copies or rights from you under this License will keep their licenses valid so long as such parties remain in full compliance.

You are not required to accept this License, since you have not signed it. However, nothing else grants you permission to copy, modify, sublicense or distribute the Font. These actions are prohibited by law if you do not accept this License. Therefore, by copying, modifying, sublicensing or distributing the Font, you indicate your acceptance of this License and all its terms and conditions.

Each time you redistribute the Font, the recipient automatically receives a license from the original licensor to copy, distribute or modify the Font subject to these terms and conditions. You may not impose any further restrictions on the recipients' exercise of the rights granted herein. You are not responsible for enforcing compliance by third parties to this License.

If, as a consequence of a court judgment or allegation of patent infringement or for any other reason (not limited to patent issues), conditions are imposed on you (whether by court order, agreement or otherwise) that contradict the conditions of this License, they do not excuse you from the conditions of this License. If you cannot distribute so as to satisfy simultaneously your obligations under this License and any other pertinent obligations, then as a consequence you may not distribute the Font at all. For example, if a patent license would not permit royalty-free redistribution of the Font by all those who receive copies directly or indirectly through you, then the only way you could satisfy both it and this License would be to refrain entirely from distribution of the Font.

If any portion of this section is held invalid or unenforceable under any particular circumstance, the balance of the section is intended to apply and the section as a whole is intended to apply in other circumstances.

BECAUSE THE FONT IS LICENSED FREE OF CHARGE, THERE IS NO WARRANTY FOR THE FONT, TO THE EXTENT PERMITTED BY APPLICABLE LAW. EXCEPT WHEN OTHERWISE STATED IN WRITING THE COPYRIGHT HOLDERS OR OTHER PARTIES PROVIDE THE FONT "AS IS" WITHOUT WARRANTY OF ANY KIND, EITHER EXPRESSED OR IMPLIED, INCLUDING BUT NOT LIMITED TO THE IMPLIED

WARRANTIES OF MERCHANTABILITY AND FITNESS FOR A PARTICULAR PURPOSE. THE ENTIRE RISK AS TO THE QUALITY AND PERFORMANCE OF THE FONT IS WITH YOU. SHOULD THE FONT PROVE DEFECTIVE, YOU ASSUME THE COST OF ALL NECESSARY SERVICING, REPAIR OR CORRECTION.

UNLESS REQUIRED BY APPLICABLE LAW OR AGREED TO IN WRITING, IN NO EVENT WILL ANY COPYRIGHTTT HOLDERS, OR OTHER PARTIES WHO MAY COPY, MODIFY OR REDISTRIBUTE THE FONT AS PERMITTED ABOVE, BE LIABLE TO YOU FOR ANY DIRECT, INDIRECT, CONSEQUENTIAL, INCIDENTAL, SPECIAL OR EXEMPLARY DAMAGES ARISING OUT OF THE USE OR INABILITY TO USE THE FONT (INCLUDING BUT NOT LIMITED TO PROCUREMENT OF SUBSTITUTE GOODS OR SERVICES; LOSS OF USE, DATA OR PROFITS; OR BUSINESS INTERRUPTION), EVEN IF SUCH HOLDERS OR OTHER PARTIES HAVE BEEN ADVISED OF THE POSSIBILITY OF SUCH DAMAGES.

Bitstream Vera fonts

URL:

http://www.gnome.org/fonts/#Final_Bitstream_Vera_Fonts

Bitstream Vera Fonts Copyright

The fonts have a generous copyright, allowing derivative works (as long as "Bitstream" or "Vera" are not in the names), and full redistribution (so long as they are not *sold* by themselves). They can be bundled, redistributed and sold with any software.

The fonts are distributed under the following copyright:

Copyright

=====

Copyright (c) 2003 by Bitstream, Inc. All Rights Reserved. Bitstream

Vera is a trademark of Bitstream, Inc.

Permission is hereby granted, free of charge, to any person obtaining

a copy of the fonts accompanying this license ("Fonts") and associated

documentation files (the "Font Software"), to reproduce and distribute

the Font Software, including without limitation the rights to use,

copy, merge, publish, distribute, and/or sell copies of the Font

Software, and to permit persons to whom the Font Software is furnished

to do so, subject to the following conditions:

The above copyright and trademark notices and this permission notice

shall be included in all copies of one or more of the Font Software

The Font Software may be modified, altered, or added to, and in

particular the designs of glyphs or characters in the Fonts may be

modified and additional glyphs or characters may be added to the

Fonts, only if the fonts are renamed to names not containing either

the words "Bitstream" or the word "Vera".

This License becomes null and void to the extent applicable to Fonts

or Font Software that has been modified and is distributed under the

"Bitstream Vera" names.

The Font Software may be sold as part of a larger software package but

no copy of one or more of the Font Software typefaces may be sold by itself.

THE FONT SOFTWARE IS PROVIDED "AS IS",
WITHOUT WARRANTY OF ANY KIND,

EXPRESS OR IMPLIED, INCLUDING BUT NOT
LIMITED TO ANY WARRANTIES OF

MERCHANTABILITY, FITNESS FOR A PARTICULAR
PURPOSE AND NONINFRINGEMENT

OF COPYRIGHT, PATENT, TRADEMARK, OR OTHER
RIGHT. IN NO EVENT SHALL

BITSTREAM OR THE GNOME FOUNDATION BE
LIABLE FOR ANY CLAIM, DAMAGES OR

OTHER LIABILITY, INCLUDING ANY GENERAL,
SPECIAL, INDIRECT, INCIDENTAL,

OR CONSEQUENTIAL DAMAGES, WHETHER IN AN
ACTION OF CONTRACT, TORT OR

OTHERWISE, ARISING FROM, OUT OF THE USE OR
INABILITY TO USE THE FONT

SOFTWARE OR FROM OTHER DEALINGS IN THE
FONT SOFTWARE.

Except as contained in this notice, the names of
Gnome, the Gnome

Foundation, and Bitstream Inc., shall not be used in
advertising or

otherwise to promote the sale, use or other dealings
in this Font

Software without prior written authorization from the
Gnome Foundation

or Bitstream Inc., respectively. For further information,
contact:

fonts at gnome dot org.

Copyright FAQ

=====

1. I don't understand the resale restriction... What gives?

Bitstream is giving away these fonts, but wishes to ensure its

competitors can't just drop the fonts as is into a font sale system

and sell them as is. It seems fair that if Bitstream can't make money

from the Bitstream Vera fonts, their competitors should not be able to

do so either. You can sell the fonts as part of any software package,

however.

2. I want to package these fonts separately for distribution and

sale as part of a larger software package or system. Can I do so?

Yes. A RPM or Debian package is a "larger software package" to begin

with, and you aren't selling them independently by themselves.

See 1. above.

3. Are derivative works allowed?

Yes!

4. Can I change or add to the font(s)?

Yes, but you must change the name(s) of the font(s).

5. Under what terms are derivative works allowed?

You must change the name(s) of the fonts. This is to ensure the

quality of the fonts, both to protect Bitstream and Gnome. We want to

ensure that if an application has opened a font specifically of these

names, it gets what it expects (though of course, using fontconfig,

substitutions could still could have occurred during font

opening). You must include the Bitstream copyright. Additional

copyrights can be added, as per copyright law. Happy Font Hacking!

6. If I have improvements for Bitstream Vera, is it possible they might get

adopted in future versions?

Yes. The contract between the Gnome Foundation and Bitstream has

provisions for working with Bitstream to ensure quality additions to

the Bitstream Vera font family. Please contact us if you have such

additions. Note, that in general, we will want such additions for the

entire family, not just a single font, and that you'll have to keep

both Gnome and Jim Lyles, Vera's designer, happy! To make sense to add

glyphs to the font, they must be stylistically in keeping with Vera's

design. Vera cannot become a "ransom note" font. Jim Lyles will be

providing a document describing the design elements used in Vera, as a

guide and aid for people interested in contributing to Vera.

7. I want to sell a software package that uses these fonts: Can I do so?

Sure. Bundle the fonts with your software and sell your software

with the fonts. That is the intent of the copyright.

8. If applications have built the names "Bitstream Vera" into them,

can I override this somehow to use fonts of my choosing?

This depends on exact details of the software. Most open source

systems and software (e.g., Gnome, KDE, etc.) are now converting to

use fontconfig (see www.fontconfig.org) to handle font configuration,

selection and substitution; it has provisions for overriding font

names and substituting alternatives. An example is provided by the

supplied local.conf file, which chooses the family Bitstream Vera for

"sans", "serif" and "monospace". Other software (e.g., the XFree86

core server) has other mechanisms for font substitution.

Open Sans fonts

URL:

<http://www.google.com/fonts/specimen/Open+Sans>

License for Open Sans Font Family

Apache License

Version 2.0,

January 2004

<http://www.apache.org/licenses/>

TERMS AND CONDITIONS FOR USE,
REPRODUCTION, AND DISTRIBUTION

1. Definitions.

"License" shall mean the terms and conditions for use, reproduction,

and distribution as defined by Sections 1 through 9 of this document.

"Licensor" shall mean the copyright owner or entity authorized by

the copyright owner that is granting the License.

"Legal Entity" shall mean the union of the acting entity and all

other entities that control, are controlled by, or are under common

control with that entity. For the purposes of this definition,

"control" means (i) the power, direct or indirect, to cause the

direction or management of such entity, whether by contract or

otherwise, or (ii) ownership of fifty percent (50%) or more of the

outstanding shares, or (iii) beneficial ownership of such entity.

"You" (or "Your") shall mean an individual or Legal Entity

exercising permissions granted by this License.

"Source" form shall mean the preferred form for making modifications,

including but not limited to software source code, documentation

source, and configuration files.

"Object" form shall mean any form resulting from mechanical

transformation or translation of a Source form, including but

not limited to compiled object code, generated documentation,

and conversions to other media types.

"Work" shall mean the work of authorship, whether in Source or

Object form, made available under the License, as indicated by a

copyright notice that is included in or attached to the work

(an example is provided in the Appendix below).

"Derivative Works" shall mean any work, whether in Source or Object

form, that is based on (or derived from) the Work and for which the

editorial revisions, annotations, elaborations, or other modifications

represent, as a whole, an original work of authorship. For the purposes

of this License, Derivative Works shall not include works that remain

separable from, or merely link (or bind by name) to the interfaces of,

the Work and Derivative Works thereof.

"Contribution" shall mean any work of authorship, including

the original version of the Work and any modifications or additions

to that Work or Derivative Works thereof, that is intentionally

submitted to Licensor for inclusion in the Work by the copyright owner

or by an individual or Legal Entity authorized to submit on behalf of

the copyright owner. For the purposes of this definition, "submitted"

means any form of electronic, verbal, or written communication sent

to the Licensor or its representatives, including but not limited to

communication on electronic mailing lists, source code control systems,

and issue tracking systems that are managed by, or on behalf of, the

Licensor for the purpose of discussing and improving the Work, but

excluding communication that is conspicuously marked or otherwise

designated in writing by the copyright owner as "Not a Contribution."

"Contributor" shall mean Licensor and any individual or Legal Entity

on behalf of whom a Contribution has been received by Licensor and

subsequently incorporated within the Work.

2. Grant of Copyright License. Subject to the terms and conditions of

this License, each Contributor hereby grants to You a perpetual,

worldwide, non-exclusive, no-charge, royalty-free, irrevocable

copyright license to reproduce, prepare Derivative Works of,

publicly display, publicly perform, sublicense, and distribute the

Work and such Derivative Works in Source or Object form.

3. Grant of Patent License. Subject to the terms and conditions of

this License, each Contributor hereby grants to You a perpetual,

worldwide, non-exclusive, no-charge, royalty-free, irrevocable

(except as stated in this section) patent license to make, have made,

use, offer to sell, sell, import, and otherwise transfer the Work,

where such license applies only to those

patent claims licensable

by such Contributor that are necessarily infringed by their

Contribution(s) alone or by combination of their Contribution(s)

with the Work to which such Contribution(s) was submitted. If You

institute patent litigation against any entity (including a

cross-claim or counterclaim in a lawsuit) alleging that the Work

or a Contribution incorporated within the Work constitutes direct

or contributory patent infringement, then any patent licenses

granted to You under this License for that Work shall terminate

as of the date such litigation is filed.

4. Redistribution. You may reproduce and distribute copies of the

Work or Derivative Works thereof in any medium, with or without

modifications, and in Source or Object form, provided that You

meet the following conditions:

(a) You must give any other recipients of the Work or

Derivative Works a copy of this License; and

(b) You must cause any modified files to carry prominent notices

stating that You changed the files; and

(c) You must retain, in the Source form of any Derivative Works

that You distribute, all copyright, patent, trademark, and

attribution notices from the Source form of the Work,

excluding those notices that do not pertain to any part of

the Derivative Works; and

(d) If the Work includes a "NOTICE" text file as part of its

distribution, then any Derivative Works that You distribute must

include a readable copy of the

attribution notices contained

within such NOTICE file, excluding those notices that do not

pertain to any part of the Derivative Works, in at least one

of the following places: within a NOTICE text file distributed

as part of the Derivative Works; within the Source form or

documentation, if provided along with the Derivative Works; or,

within a display generated by the Derivative Works, if and

wherever such third-party notices normally appear. The contents

of the NOTICE file are for informational purposes only and

do not modify the License. You may add Your own attribution

notices within Derivative Works that You distribute, alongside

or as an addendum to the NOTICE text from the Work, provided

that such additional attribution notices cannot be construed

as modifying the License.

You may add Your own copyright statement to Your modifications and

may provide additional or different license terms and conditions

for use, reproduction, or distribution of Your modifications, or

for any such Derivative Works as a whole, provided Your use,

reproduction, and distribution of the Work otherwise complies with

the conditions stated in this License.

5. Submission of Contributions. Unless You explicitly state otherwise,

any Contribution intentionally submitted for inclusion in the Work

by You to the Licensor shall be under the terms and conditions of

this License, without any additional terms or conditions.

Notwithstanding the above, nothing herein

shall supersede or modify

the terms of any separate license agreement you may have executed

with Licensor regarding such Contributions.

6. Trademarks. This License does not grant permission to use the trade

names, trademarks, service marks, or product names of the Licensor,

except as required for reasonable and customary use in describing the

origin of the Work and reproducing the content of the NOTICE file.

7. Disclaimer of Warranty. Unless required by applicable law or

agreed to in writing, Licensor provides the Work (and each

Contributor provides its Contributions) on an "AS IS" BASIS,

WITHOUT WARRANTIES OR CONDITIONS OF ANY KIND, either express or

implied, including, without limitation, any warranties or conditions

of TITLE, NON-INFRINGEMENT, MERCHANTABILITY, or FITNESS FOR A

PARTICULAR PURPOSE. You are solely responsible for determining the

appropriateness of using or redistributing the Work and assume any

risks associated with Your exercise of permissions under this License.

8. Limitation of Liability. In no event and under no legal theory,

whether in tort (including negligence), contract, or otherwise,

unless required by applicable law (such as deliberate and grossly

negligent acts) or agreed to in writing, shall any Contributor be

liable to You for damages, including any direct, indirect, special,

incidental, or consequential damages of any character arising as a

result of this License or out of the use or inability to use the

Work (including but not limited to damages for

loss of goodwill,

work stoppage, computer failure or malfunction, or any and all

other commercial damages or losses), even if such Contributor

has been advised of the possibility of such damages.

9. Accepting Warranty or Additional Liability. While redistributing

the Work or Derivative Works thereof, You may choose to offer,

and charge a fee for, acceptance of support, warranty, indemnity,

or other liability obligations and/or rights consistent with this

License. However, in accepting such obligations, You may act only

on Your own behalf and on Your sole responsibility, not on behalf

of any other Contributor, and only if You agree to indemnify,

defend, and hold each Contributor harmless for any liability

incurred by, or claims asserted against, such Contributor by reason

of your accepting any such warranty or additional liability.

END OF TERMS AND CONDITIONS

APPENDIX: How to apply the Apache License to your work.

To apply the Apache License to your work, attach the following

boilerplate notice, with the fields enclosed by brackets "[]"

replaced with your own identifying information. (Don't include

the brackets!) The text should be enclosed in the appropriate

comment syntax for the file format. We also recommend that a

file or class name and description of purpose be included on the

same "printed page" as the copyright notice for easier

identification within third-party archives.

Copyright [yyyy] [name of copyright owner]

Licensed under the Apache License, Version 2.0 (the "License");

you may not use this file except in compliance with the License.

You may obtain a copy of the License at

<http://www.apache.org/licenses/LICENSE-2.0>

Unless required by applicable law or agreed to in writing, software

distributed under the License is distributed on an "AS IS" BASIS,

WITHOUT WARRANTIES OR CONDITIONS OF ANY KIND, either express or implied.

See the License for the specific language governing permissions and

limitations under the License.

VL Gothic fonts

URL: <http://dicey.org/vlgothic/index.html>

License for VLGothic Font Family

This font includes glyphs derived from M+ FONTS which is created by

M+ FONTS PROJECT. License for M+ FONTS part is described in M+ FONTS

PROJECT's license. See attached 'LICENSE_E.mplus'.

This font also includes glyphs derived from Sazanami Gothic font which

is created by Electronic Font Open Laboratory (/efont/). License for

Sazanami Gothic part is described in it's license. See attached

'README.sazanami' for original Sazanami Gothic font license.

This font also includes original glyphs which is created by Daisuke

SUZUKI and Project Vine based on M+ FONTS. License for VL Gothic

original glyphs is same as M+ FONTS PROJECT's license.

There is no limitation and the below description is not applied

as for in order not to reuse as font (ex: font is embeded to documents).

Copyright (c) 1990-2003 Wada Laboratory, the University of Tokyo.

Copyright (c) 2003-2004 Electronic Font Open Laboratory (/efont/).

Copyright (C) 2003-2009 M+ FONTS PROJECT

Copyright (C) 2006-2009 Daisuke SUZUKI <daisuke@vinelinux.org>.

Copyright (C) 2006-2009 Project Vine <Vine@vinelinux.org>.

All rights reserved.

Redistribution and use in source and binary forms, with or without

modification, are permitted provided that the following conditions

are met:

 this list of conditions and the following disclaimer.

 this list of conditions and the following disclaimer in the documentation

 and/or other materials provided with the distribution.

 the names of its contributors may be used to endorse or promote products

 derived from this software without specific prior written permission.

THIS SOFTWARE IS PROVIDED BY WADA LABORATORY, THE UNIVERSITY OF TOKYO AND

CONTRIBUTORS "AS IS" AND ANY EXPRESS OR IMPLIED WARRANTIES, INCLUDING, BUT

NOT LIMITED TO, THE IMPLIED WARRANTIES OF MERCHANTABILITY AND FITNESS FOR A

PARTICULAR PURPOSE ARE DISCLAIMED. IN NO EVENT SHALL THE LABORATORY OR

CONTRIBUTORS BE LIABLE FOR ANY DIRECT, INDIRECT, INCIDENTAL, SPECIAL,

EXEMPLARY, OR CONSEQUENTIAL DAMAGES (INCLUDING, BUT NOT LIMITED TO,

PROCUREMENT OF SUBSTITUTE GOODS OR SERVICES; LOSS OF USE, DATA, OR PROFITS;

OR BUSINESS INTERRUPTION) HOWEVER CAUSED AND ON ANY THEORY OF LIABILITY,

WHETHER IN CONTRACT, STRICT LIABILITY, OR

TORT (INCLUDING NEGLIGENCE OR OTHERWISE) ARISING IN ANY WAY OUT OF THE USE OF THIS SOFTWARE, EVEN IF ADVISED OF THE POSSIBILITY OF SUCH DAMAGE.

Nanum fonts

URL: <http://hangeul.naver.com/>

Copyright (c) 2010, NAVER Corporation
(<http://www.nhncorp.com>),

with Reserved Font Name Nanum, Naver Nanum, NanumGothic, Naver NanumGothic, NanumMyeongjo, Naver NanumMyeongjo, NanumBrush, Naver NanumBrush, NanumPen, Naver NanumPen, Naver NanumGothicEco, NanumGothicEco, Naver NanumMyeongjoEco, NanumMyeongjoEco, Naver NanumGothicLight, NanumGothicLight, NanumBarunGothic, Naver NanumBarunGothic,

This Font Software is licensed under the SIL Open Font License, Version 1.1.

This license is copied below, and is also available with a FAQ at: <http://scripts.sil.org/OFL>

This Font Software is licensed under the SIL Open Font License, Version 1.1.

This license is copied below, and is also available with a FAQ at:

<http://scripts.sil.org/OFL>

SIL OPEN FONT LICENSE Version 1.1 - 26 February 2007

PREAMBLE

The goals of the Open Font License (OFL) are to stimulate worldwide development of collaborative font projects, to support the font creation efforts of academic and linguistic communities, and to provide a free and open framework in which fonts may be shared and improved in partnership with others.

The OFL allows the licensed fonts to be used, studied, modified and redistributed freely as long as they are not sold by themselves. The fonts, including any derivative works, can be bundled, embedded, redistributed and/or sold with any software provided that any reserved names are not used by derivative works. The fonts and derivatives, however, cannot be released under any other type of license. The requirement for fonts to

remain under this license does not apply to any document created using the fonts or their derivatives.

DEFINITIONS

"Font Software" refers to the set of files released by the Copyright Holder(s) under this license and clearly marked as such. This may include source files, build scripts and documentation.

"Reserved Font Name" refers to any names specified as such after the copyright statement(s).

"Original Version" refers to the collection of Font Software components as distributed by the Copyright Holder(s).

"Modified Version" refers to any derivative made by adding to, deleting, or substituting -- in part or in whole -- any of the components of the Original Version, by changing formats or by porting the Font Software to a new environment.

"Author" refers to any designer, engineer, programmer, technical writer or other person who contributed to the Font Software.

PERMISSION & CONDITIONS

Permission is hereby granted, free of charge, to any person obtaining

a copy of the Font Software, to use, study, copy, merge, embed, modify,

redistribute, and sell modified and unmodified copies of the Font

Software, subject to the following conditions:

1) Neither the Font Software nor any of its individual components, in Original or Modified Versions, may be sold by itself.

2) Original or Modified Versions of the Font Software may be bundled,

redistributed and/or sold with any software, provided that each copy

contains the above copyright notice and this license. These can be

included either as stand-alone text files, human-readable headers or

in the appropriate machine-readable metadata fields within text or

binary files as long as those fields can be easily viewed by the user.

3) No Modified Version of the Font Software may use the Reserved Font

Name(s) unless explicit written permission is granted

by the corresponding

Copyright Holder. This restriction only applies to the primary font name as presented to the users.

4) The name(s) of the Copyright Holder(s) or the Author(s) of the Font

Software shall not be used to promote, endorse or advertise any

Modified Version, except to acknowledge the contribution(s) of the

Copyright Holder(s) and the Author(s) or with their explicit written

5) The Font Software, modified or unmodified, in part or in whole,

must be distributed entirely under this license, and must not be

distributed under any other license. The requirement for fonts to

remain under this license does not apply to any document created

using the Font Software.

TERMINATION

This license becomes null and void if any of the above conditions are

not met.

DISCLAIMER

THE FONT SOFTWARE IS PROVIDED "AS IS", WITHOUT WARRANTY OF ANY KIND,

EXPRESS OR IMPLIED, INCLUDING BUT NOT LIMITED TO ANY WARRANTIES OF

MERCHANTABILITY, FITNESS FOR A PARTICULAR PURPOSE AND NONINFRINGEMENT

OF COPYRIGHT, PATENT, TRADEMARK, OR OTHER RIGHT. IN NO EVENT SHALL THE

COPYRIGHT HOLDER BE LIABLE FOR ANY CLAIM, DAMAGES OR OTHER LIABILITY,

INCLUDING ANY GENERAL, SPECIAL, INDIRECT, INCIDENTAL, OR CONSEQUENTIAL

DAMAGES, WHETHER IN AN ACTION OF CONTRACT, TORT OR OTHERWISE, ARISING

FROM, OUT OF THE USE OR INABILITY TO USE THE FONT SOFTWARE OR FROM

OTHER DEALINGS IN THE FONT SOFTWARE.

Mini-XML

URL: <http://www.msweet.org/projects.php?Z3>

Mini-XML License

The Mini-XML library and included programs are provided under the terms of the GNU Library General Public License version 2 (LGPL2) with the following exceptions:

If you link the application to a modified version of Mini-XML, then the changes to Mini-XML must be provided under the terms of the LGPL2 in sections 1, 2, and 4.

GNU LIBRARY GENERAL PUBLIC LICENSE

Version 2, June 1991

Copyright (C) 1991 Free Software Foundation, Inc.

59 Temple Place - Suite 330, Boston, MA 02111-1307, USA

Everyone is permitted to copy and distribute verbatim copies of this license document, but changing it is not allowed.

[This is the first released version of the library GPL. It is numbered 2 because it goes with version 2 of the ordinary GPL.]

Preamble

The licenses for most software are designed to take away your freedom to share and change it. By contrast, the GNU General Public Licenses are intended to guarantee your freedom to share and change free software--to make sure the software is free for all its users.

This license, the Library General Public License, applies to some specially designated Free Software Foundation software, and to any other libraries whose authors decide to use it. You can use it for your libraries, too.

When we speak of free software, we are referring to freedom, not price. Our General Public Licenses are designed to make sure that you have the freedom to distribute copies of free software (and charge for this service if you wish), that you receive source code or can get it if you want it, that you can change the software or use pieces of it in new free programs; and that you know you can do these things.

To protect your rights, we need to make restrictions that forbid anyone to deny you these rights or to ask you to surrender the rights. These restrictions translate to certain responsibilities for you if you distribute copies of the library, or if you modify it.

For example, if you distribute copies of the library, whether gratis or for a fee, you must give the recipients all the rights that we gave you. You must make sure that they, too, receive or can get the source code. If you link a program with the library, you must provide complete object files to the recipients so that they can relink them with the library, after making changes to the library and recompiling it. And you must show them these terms so they know their rights.

Our method of protecting your rights has two steps: (1) copyright the library, and (2) offer you this license which gives you legal permission to copy, distribute and/or modify the library.

Also, for each distributor's protection, we want to make certain that everyone understands that there is no warranty for this free library. If the library is modified by someone else and passed on, we want its recipients to know that what they have is not the original version, so that any problems introduced by others will not reflect on the original authors' reputations.

Finally, any free program is threatened constantly by software patents. We wish to avoid the danger that companies distributing free software will individually obtain patent licenses, thus in effect transforming the program into proprietary software. To prevent this, we have made it clear that any patent must be licensed for everyone's free use or not licensed at all.

Most GNU software, including some libraries, is covered by the ordinary GNU General Public License, which was designed for utility programs. This license, the GNU Library General Public License, applies to certain designated libraries. This license is quite different from the ordinary one; be sure to read it in full, and don't assume that anything in it is the same as in the ordinary license.

The reason we have a separate public license for some libraries is that they blur the distinction we usually make between modifying or adding to a program and simply using it. Linking a program with a library, without changing the library, is in some sense simply using the library, and is analogous to running a utility program or application program. However, in a textual and legal sense, the linked executable is a combined work, a derivative of the original library, and the ordinary General Public License treats it as such.

Because of this blurred distinction, using the ordinary General Public License for libraries did not effectively promote software sharing, because most developers did not use the libraries. We concluded that weaker conditions might promote sharing better.

However, unrestricted linking of non-free programs would deprive the users of those programs of all benefit from the free status of the libraries themselves. This Library General Public License is

intended to permit developers of non-free programs to use free libraries, while preserving your freedom as a user of such programs to change the free libraries that are incorporated in them. (We have not seen how to achieve this as regards changes in header files, but we have achieved it as regards changes in the actual functions of the Library.) The hope is that this will lead to faster development of free libraries.

The precise terms and conditions for copying, distribution and modification follow. Pay close attention to the difference between a "work based on the library" and a "work that uses the library". The former contains code derived from the library, while the latter only works together with the library.

Note that it is possible for a library to be covered by the ordinary General Public License rather than by this special one.

TERMS AND CONDITIONS FOR COPYING, DISTRIBUTION AND MODIFICATION

A "library" means a collection of software functions and/or data prepared so as to be conveniently linked with application programs (which use some of those functions and data) to form executables.

The "Library", below, refers to any such software library or work which has been distributed under these terms. A "work based on the Library" means either the Library or any derivative work under copyright law: that is to say, a work containing the Library or a portion of it, either verbatim or with modifications and/or translated straightforwardly into another language. (Hereinafter, translation is included without limitation in the term "modification".)

"Source code" for a work means the preferred form of the work for making modifications to it. For a library, complete source code means all the source code for all modules it contains, plus any associated interface definition files, plus the scripts used to control compilation and installation of the library.

Activities other than copying, distribution and modification are not covered by this License; they are outside its scope. The act of running a program using the Library is not restricted, and output from such a program is covered only if its contents constitute a work based on the Library (independent of the use of the Library in a tool for writing it). Whether that is true depends on what the Library does and what the program that uses the Library does.

You may charge a fee for the physical act of transferring a copy, and you may at your option offer warranty protection in exchange for a fee.

- a) The modified work must itself be a software library.
- b) You must cause the files modified to carry prominent notices stating that you changed the files and the date of any change.

c) You must cause the whole of the work to be licensed at no charge to all third parties under the terms of this License.

d) If a facility in the modified Library refers to a function or a table of data to be supplied by an application program that uses the facility, other than as an argument passed when the facility is invoked, then you must make a good faith effort to ensure that, in the event an application does not supply such function or table, the facility still operates, and performs whatever part of its purpose remains meaningful.

(For example, a function in a library to compute square roots has a purpose that is entirely well-defined independent of the application. Therefore, Subsection 2d requires that any application-supplied function or table used by this function must be optional: if the application does not supply it, the square root function must still compute square roots.)

These requirements apply to the modified work as a whole. If identifiable sections of that work are not derived from the Library, and can be reasonably considered independent and separate works in themselves, then this License, and its terms, do not apply to those sections when you distribute them as separate works. But when you distribute the same sections as part of a whole which is a work based on the Library, the distribution of the whole must be on the terms of this License, whose permissions for other licensees extend to the entire whole, and thus to each and every part regardless of who wrote it.

Thus, it is not the intent of this section to claim rights or contest your rights to work written entirely by you; rather, the intent is to exercise the right to control the distribution of derivative or collective works based on the Library.

In addition, mere aggregation of another work not based on the Library with the Library (or with a work based on the Library) on a volume of a storage or distribution medium does not bring the other work under the scope of this License.

Once this change is made in a given copy, it is irreversible for that copy, so the ordinary GNU General Public License applies to all subsequent copies and derivative works made from that copy.

This option is useful when you wish to copy part of the code of the Library into a program that is not a library.

If distribution of object code is made by offering access to copy from a designated place, then offering equivalent access to copy the source code from the same place satisfies the requirement to distribute the source code, even though third parties are not compelled to copy the source along with the object code.

However, linking a "work that uses the Library" with

the Library creates an executable that is a derivative of the Library (because it contains portions of the Library), rather than a "work that uses the library". The executable is therefore covered by this License. Section 6 states terms for distribution of such executables.

When a "work that uses the Library" uses material from a header file that is part of the Library, the object code for the work may be a derivative work of the Library even though the source code is not. Whether this is true is especially significant if the work can be linked without the Library, or if the work is itself a library. The threshold for this to be true is not precisely defined by law.

If such an object file uses only numerical parameters, data structure layouts and accessors, and small macros and small inline functions (ten lines or less in length), then the use of the object file is unrestricted, regardless of whether it is legally a derivative work. (Executables containing this object code plus portions of the Library will still fall under Section 6.)

Otherwise, if the work is a derivative of the Library, you may distribute the object code for the work under the terms of Section 6. Any executables containing that work also fall under Section 6, whether or not they are linked directly with the Library itself.

You must give prominent notice with each copy of the work that the Library is used in it and that the Library and its use are covered by this License. You must supply a copy of this License. If the work during execution displays copyright notices, you must include the copyright notice for the Library among them, as well as a reference directing the user to the copy of this License. Also, you must do one of these things:

a) Accompany the work with the complete corresponding machine-readable source code for the Library including whatever changes were used in the work (which must be distributed under Sections 1 and 2 above); and, if the work is an executable linked with the Library, with the complete machine-readable "work that uses the Library", as object code and/or source code, so that the user can modify the Library and then relink to produce a modified executable containing the modified Library. (It is understood that the user who changes the contents of definitions files in the Library will not necessarily be able to recompile the application to use the modified definitions.)

b) Accompany the work with a written offer, valid for at least three years, to give the same user the materials specified in Subsection 6a, above, for a charge no more than the cost of performing this distribution.

c) If distribution of the work is made by offering access to copy from a designated place, offer equivalent access to copy the above specified materials from the same place.

d) Verify that the user has already received a copy of these materials or that you have already sent this user a copy.

For an executable, the required form of the "work that uses the Library" must include any data and utility programs needed for reproducing the executable from it. However, as a special exception, the source code distributed need not include anything that is normally distributed (in either source or binary form) with the major components (compiler, kernel, and so on) of the operating system on which the executable runs, unless that component itself accompanies the executable.

It may happen that this requirement contradicts the license restrictions of other proprietary libraries that do not normally accompany the operating system. Such a contradiction means you cannot use both them and the Library together in an executable that you distribute.

a) Accompany the combined library with a copy of the same work based on the Library, uncombined with any other library facilities. This must be distributed under the terms of the Sections above.

b) Give prominent notice with the combined library of the fact that part of it is a work based on the Library, and explaining where to find the accompanying uncombined form of the same work.

If any portion of this section is held invalid or unenforceable under any particular circumstance, the balance of the section is intended to apply, and the section as a whole is intended to apply in other circumstances.

It is not the purpose of this section to induce you to infringe any patents or other property right claims or to contest validity of any such claims; this section has the sole purpose of protecting the integrity of the free software distribution system which is implemented by public license practices. Many people have made generous contributions to the wide range of software distributed through that system in reliance on consistent application of that system; it is up to the author/donor to decide if he or she is willing to distribute software through any other system and a licensee cannot impose that choice.

This section is intended to make thoroughly clear what is believed to be a consequence of the rest of this License.

Each version is given a distinguishing version number. If the Library specifies a version number of this License which applies to it and "any later version", you have the option of following the terms and conditions either of that version or of any later version published by the Free Software Foundation. If the Library does not specify a license version number, you may choose any version ever published by the Free Software Foundation.

NO WARRANTY

END OF TERMS AND CONDITIONS

How to Apply These Terms to Your New Libraries

If you develop a new library, and you want it to be of the greatest possible use to the public, we recommend making it free software that everyone can redistribute and change. You can do so by permitting redistribution under these terms (or, alternatively, under the terms of the ordinary General Public License).

To apply these terms, attach the following notices to the library. It is safest to attach them to the start of each source file to most effectively convey the exclusion of warranty; and each file should have at least the "copyright" line and a pointer to where the full notice is found.

one line to give the library's name and an idea of what it does.

Copyright (C) year name of author

This library is free software; you can redistribute it and/or modify it under the terms of the GNU Lesser General Public License as published by the Free Software Foundation; either version 2.1 of the License, or (at your option) any later version.

This library is distributed in the hope that it will be useful, but WITHOUT ANY WARRANTY; without even the implied warranty of MERCHANTABILITY or FITNESS FOR A PARTICULAR PURPOSE. See the GNU Lesser General Public License for more details.

You should have received a copy of the GNU Lesser General Public License along with this library; if not, write to the Free Software Foundation, Inc., 59 Temple Place, Suite 330, Boston, MA 02111-1307 USA

Also add information on how to contact you by electronic and paper mail.

You should also get your employer (if you work as a programmer) or your school, if any, to sign a "copyright disclaimer" for the library, if necessary. Here is a sample; alter the names:

Yoyodyne, Inc., hereby disclaims all copyright interest in the library 'Frob' (a library for tweaking knobs) written by James Random Hacker.

signature of Ty Coon, 1 April 1990 Ty Coon, President of Vice

That's all there is to it!

Boost

URL: <http://www.boost.org/>

Boost Software License - Version 1.0 - August 17th,

2003

Permission is hereby granted, free of charge, to any person or organization

obtaining a copy of the software and accompanying documentation covered by

this license (the "Software") to use, reproduce, display, distribute,

execute, and transmit the Software, and to prepare derivative works of the

Software, and to permit third-parties to whom the Software is furnished to

do so, all subject to the following:

The copyright notices in the Software and this entire statement, including

the above license grant, this restriction and the following disclaimer,

must be included in all copies of the Software, in whole or in part, and

all derivative works of the Software, unless such copies or derivative

works are solely in the form of machine-executable object code generated by

a source language processor.

THE SOFTWARE IS PROVIDED "AS IS", WITHOUT WARRANTY OF ANY KIND, EXPRESS OR

IMPLIED, INCLUDING BUT NOT LIMITED TO THE WARRANTIES OF MERCHANTABILITY,

FITNESS FOR A PARTICULAR PURPOSE, TITLE AND NON-INFRINGEMENT. IN NO EVENT

SHALL THE COPYRIGHT HOLDERS OR ANYONE DISTRIBUTING THE SOFTWARE BE LIABLE

FOR ANY DAMAGES OR OTHER LIABILITY, WHETHER IN CONTRACT, TORT OR OTHERWISE,

ARISING FROM, OUT OF OR IN CONNECTION WITH THE SOFTWARE OR THE USE OR OTHER

DEALINGS IN THE SOFTWARE.

libcurl

URL: <http://curl.haxx.se/>

COPYRIGHT AND PERMISSION NOTICE

Copyright (c) 1996 - 2014, Daniel Stenberg, <daniel@haxx.se>.

All rights reserved.

Permission to use, copy, modify, and distribute this

software for any purpose

with or without fee is hereby granted, provided that the above copyright

notice and this permission notice appear in all copies.

THE SOFTWARE IS PROVIDED "AS IS", WITHOUT WARRANTY OF ANY KIND, EXPRESS OR

IMPLIED, INCLUDING BUT NOT LIMITED TO THE WARRANTIES OF MERCHANTABILITY,

FITNESS FOR A PARTICULAR PURPOSE AND NON-INFRINGEMENT OF THIRD PARTY RIGHTS. IN

NO EVENT SHALL THE AUTHORS OR COPYRIGHT HOLDERS BE LIABLE FOR ANY CLAIM,

DAMAGES OR OTHER LIABILITY, WHETHER IN AN ACTION OF CONTRACT, TORT OR

OTHERWISE, ARISING FROM, OUT OF OR IN CONNECTION WITH THE SOFTWARE OR THE USE

OR OTHER DEALINGS IN THE SOFTWARE.

Except as contained in this notice, the name of a copyright holder shall not

be used in advertising or otherwise to promote the sale, use or other dealings

in this Software without prior written authorization of the copyright holder.

libcurl - lib/krb5.c

URL:

<https://github.com/bagder/curl/blob/master/lib/krb5.c>

/* GSSAPI/krb5 support for FTP - loosely based on old krb4.c

*

* Copyright (c) 1995, 1996, 1997, 1998, 1999, 2013 Kungliga Tekniska Högskolan

* (Royal Institute of Technology, Stockholm, Sweden).

* Copyright (c) 2004 - 2012 Daniel Stenberg

* All rights reserved.

*

* Redistribution and use in source and binary forms, with or without

* modification, are permitted provided that the following conditions

* are met:

*

* 1. Redistributions of source code must retain the above copyright

* notice, this list of conditions and the following

disclaimer.

- *
- * 2. Redistributions in binary form must reproduce the above copyright notice, this list of conditions and the following disclaimer in the documentation and/or other materials provided with the distribution.
- *
- * 3. Neither the name of the Institute nor the names of its contributors may be used to endorse or promote products derived from this software without specific prior written permission.
- *
- * THIS SOFTWARE IS PROVIDED BY THE INSTITUTE AND CONTRIBUTORS "AS IS" AND
- * ANY EXPRESS OR IMPLIED WARRANTIES, INCLUDING, BUT NOT LIMITED TO, THE
- * IMPLIED WARRANTIES OF MERCHANTABILITY AND FITNESS FOR A PARTICULAR PURPOSE
- * ARE DISCLAIMED. IN NO EVENT SHALL THE INSTITUTE OR CONTRIBUTORS BE LIABLE
- * FOR ANY DIRECT, INDIRECT, INCIDENTAL, SPECIAL, EXEMPLARY, OR CONSEQUENTIAL
- * DAMAGES (INCLUDING, BUT NOT LIMITED TO, PROCUREMENT OF SUBSTITUTE GOODS
- * OR SERVICES; LOSS OF USE, DATA, OR PROFITS; OR BUSINESS INTERRUPTION)
- * HOWEVER CAUSED AND ON ANY THEORY OF LIABILITY, WHETHER IN CONTRACT, STRICT
- * LIABILITY, OR TORT (INCLUDING NEGLIGENCE OR OTHERWISE) ARISING IN ANY WAY
- * OUT OF THE USE OF THIS SOFTWARE, EVEN IF ADVISED OF THE POSSIBILITY OF
- * SUCH DAMAGE. */

libcurl - lib/security.c

URL:

<https://github.com/bagder/curl/blob/master/lib/security.c>

/* This source code was modified by Martin Hedenfalk <mhe@stacken.kth.se> for

* use in Curl. His latest changes were done 2000-09-18.

*

* It has since been patched and modified a lot by Daniel Stenberg

* <daniel@haxx.se> to make it better applied to curl conditions, and to make

* it not use globals, pollute name space and more. This source code awaits a

* rewrite to work around the paragraph 2 in the BSD licenses as explained

* below.

*

* Copyright (c) 1998, 1999, 2013 Kungliga Tekniska Högskolan

* (Royal Institute of Technology, Stockholm, Sweden).

*

* Copyright (C) 2001 - 2013, Daniel Stenberg, <daniel@haxx.se>, et al.

*

* All rights reserved.

*

* Redistribution and use in source and binary forms, with or without

* modification, are permitted provided that the following conditions

* are met:

*

* 1. Redistributions of source code must retain the above copyright

* notice, this list of conditions and the following disclaimer.

*

* 2. Redistributions in binary form must reproduce the above copyright

* notice, this list of conditions and the following disclaimer in the

* documentation and/or other materials provided with the distribution.

*

* 3. Neither the name of the Institute nor the names of its contributors

* may be used to endorse or promote products derived from this software

* without specific prior written permission.

*

* THIS SOFTWARE IS PROVIDED BY THE INSTITUTE AND CONTRIBUTORS "AS IS" AND

* ANY EXPRESS OR IMPLIED WARRANTIES,

INCLUDING, BUT NOT LIMITED TO, THE

* IMPLIED WARRANTIES OF MERCHANTABILITY AND FITNESS FOR A PARTICULAR PURPOSE

* ARE DISCLAIMED. IN NO EVENT SHALL THE INSTITUTE OR CONTRIBUTORS BE LIABLE

* FOR ANY DIRECT, INDIRECT, INCIDENTAL, SPECIAL, EXEMPLARY, OR CONSEQUENTIAL

* DAMAGES (INCLUDING, BUT NOT LIMITED TO, PROCUREMENT OF SUBSTITUTE GOODS

* OR SERVICES; LOSS OF USE, DATA, OR PROFITS; OR BUSINESS INTERRUPTION)

* HOWEVER CAUSED AND ON ANY THEORY OF LIABILITY, WHETHER IN CONTRACT, STRICT

* LIABILITY, OR TORT (INCLUDING NEGLIGENCE OR OTHERWISE) ARISING IN ANY WAY

* OUT OF THE USE OF THIS SOFTWARE, EVEN IF ADVISED OF THE POSSIBILITY OF

* SUCH DAMAGE. */

David M. Gay's floating point routines

URL: <http://www.netlib.org/fp/>

/*

*

* The author of this software is David M. Gay.

*

* Copyright (c) 1991, 2000, 2001 by Lucent Technologies.

*

* Permission to use, copy, modify, and distribute this software for any

* purpose without fee is hereby granted, provided that this entire notice

* is included in all copies of any software which is or includes a copy

* or modification of this software and in all copies of the supporting

* documentation for such software.

*

* THIS SOFTWARE IS BEING PROVIDED "AS IS", WITHOUT ANY EXPRESS OR IMPLIED

* WARRANTY. IN PARTICULAR, NEITHER THE AUTHOR NOR LUCENT MAKES ANY

* REPRESENTATION OR WARRANTY OF ANY KIND CONCERNING THE MERCHANTABILITY

* OF THIS SOFTWARE OR ITS FITNESS FOR ANY PARTICULAR PURPOSE.

*

*****/

dynamic annotations

URL: <http://code.google.com/p/data-race-test/wiki/DynamicAnnotations>

/* Copyright (c) 2008-2009, Google Inc.

* All rights reserved.

*

* Redistribution and use in source and binary forms, with or without

* modification, are permitted provided that the following conditions are

* met:

*

* * Redistributions of source code must retain the above copyright

* notice, this list of conditions and the following disclaimer.

* * Neither the name of Google Inc. nor the names of its

* contributors may be used to endorse or promote products derived from

* this software without specific prior written permission.

*

* THIS SOFTWARE IS PROVIDED BY THE COPYRIGHT HOLDERS AND CONTRIBUTORS

* "AS IS" AND ANY EXPRESS OR IMPLIED WARRANTIES, INCLUDING, BUT NOT

* LIMITED TO, THE IMPLIED WARRANTIES OF MERCHANTABILITY AND FITNESS FOR

* A PARTICULAR PURPOSE ARE DISCLAIMED. IN NO EVENT SHALL THE COPYRIGHT

* OWNER OR CONTRIBUTORS BE LIABLE FOR ANY DIRECT, INDIRECT, INCIDENTAL,

* SPECIAL, EXEMPLARY, OR CONSEQUENTIAL DAMAGES (INCLUDING, BUT NOT

* LIMITED TO, PROCUREMENT OF SUBSTITUTE GOODS OR SERVICES; LOSS OF USE,

* DATA, OR PROFITS; OR BUSINESS INTERRUPTION) HOWEVER CAUSED AND ON ANY

* THEORY OF LIABILITY, WHETHER IN CONTRACT, STRICT LIABILITY, OR TORT

* (INCLUDING NEGLIGENCE OR OTHERWISE) ARISING IN ANY WAY OUT OF THE USE

* OF THIS SOFTWARE, EVEN IF ADVISED OF THE POSSIBILITY OF SUCH DAMAGE.

*

* ---

* Author: Kostya Serebryany

*/

libevent

URL: <http://libevent.org/>

Libevent is available for use under the following license, commonly known

as the 3-clause (or "modified") BSD license:

=====

Copyright (c) 2000-2007 Niels Provos
<provos@citi.umich.edu>

Copyright (c) 2007-2010 Niels Provos and Nick Mathewson

Redistribution and use in source and binary forms, with or without

modification, are permitted provided that the following conditions

are met:

notice, this list of conditions and the following disclaimer.

notice, this list of conditions and the following disclaimer in the

documentation and/or other materials provided with the distribution.

derived from this software without specific prior written permission.

THIS SOFTWARE IS PROVIDED BY THE AUTHOR "AS IS" AND ANY EXPRESS OR

IMPLIED WARRANTIES, INCLUDING, BUT NOT LIMITED TO, THE IMPLIED WARRANTIES

OF MERCHANTABILITY AND FITNESS FOR A PARTICULAR PURPOSE ARE DISCLAIMED.

IN NO EVENT SHALL THE AUTHOR BE LIABLE FOR ANY DIRECT, INDIRECT,

INCIDENTAL, SPECIAL, EXEMPLARY, OR CONSEQUENTIAL DAMAGES (INCLUDING, BUT

NOT LIMITED TO, PROCUREMENT OF SUBSTITUTE GOODS OR SERVICES; LOSS OF USE,

DATA, OR PROFITS; OR BUSINESS INTERRUPTION) HOWEVER CAUSED AND ON ANY

THEORY OF LIABILITY, WHETHER IN CONTRACT, STRICT LIABILITY, OR TORT

(INCLUDING NEGLIGENCE OR OTHERWISE) ARISING IN ANY WAY OUT OF THE USE OF

THIS SOFTWARE, EVEN IF ADVISED OF THE POSSIBILITY OF SUCH DAMAGE.

=====

Portions of Libevent are based on works by others, also made available by

them under the three-clause BSD license above. The copyright notices are

available in the corresponding source files; the license is as above. Here's

a list:

Copyright (c) 2000 Dug Song
<dugsong@monkey.org>

Copyright (c) 1993 The Regents of the University of California.

Copyright (c) 1998 Todd C. Miller
<Todd.Miller@courtesan.com>

Copyright (c) 2003 Michael A. Davis
<mike@datanerds.net>

Copyright (c) 2007 Sun Microsystems

Copyright (c) 2006 Maxim Yegorushkin
<maxim.yegorushkin@gmail.com>

Copyright 2002 Niels Provos
<provos@citi.umich.edu>

Netscape Portable Runtime (NSPR)

URL: <http://www.mozilla.org/projects/nspr/>

/* ***** BEGIN LICENSE BLOCK *****

* Version: MPL 1.1/GPL 2.0/LGPL 2.1

*

* The contents of this file are subject to the Mozilla Public License Version

* 1.1 (the "License"); you may not use this file except in compliance with

* the License. You may obtain a copy of the License at

* <http://www.mozilla.org/MPL/>

*

* Software distributed under the License is distributed on an "AS IS" basis,

* WITHOUT WARRANTY OF ANY KIND, either express or implied. See the License

* for the specific language governing rights and limitations under the

* License.

*

* The Original Code is the Netscape Portable Runtime (NSPR).

*

* The Initial Developer of the Original Code is

* Netscape Communications Corporation.

* Portions created by the Initial Developer are Copyright (C) 1998-2000

* the Initial Developer. All Rights Reserved.

*

* Contributor(s):

*

* Alternatively, the contents of this file may be used under the terms of

* either the GNU General Public License Version 2 or later (the "GPL"), or

* the GNU Lesser General Public License Version 2.1 or later (the "LGPL"),

* in which case the provisions of the GPL or the LGPL are applicable instead

* of those above. If you wish to allow use of your version of this file only

* under the terms of either the GPL or the LGPL, and not to allow others to

* use your version of this file under the terms of the MPL, indicate your

* decision by deleting the provisions above and replace them with the notice

* and other provisions required by the GPL or the LGPL. If you do not delete

* the provisions above, a recipient may use your version of this file under

* the terms of any one of the MPL, the GPL or the LGPL.

*

* ***** END LICENSE BLOCK ***** */

Paul Hsieh's SuperFastHash

URL:
<http://www.azillionmonkeys.com/qed/hash.html>

Paul Hsieh OLD BSD license

Copyright (c) 2010, Paul Hsieh

All rights reserved.

Redistribution and use in source and binary forms, with or without modification,

are permitted provided that the following conditions are met:

* Redistributions of source code must retain the above copyright notice, this

list of conditions and the following disclaimer.

* Redistributions in binary form must reproduce the above copyright notice, this

list of conditions and the following disclaimer in the documentation and/or

other materials provided with the distribution.

* Neither my name, Paul Hsieh, nor the names of any other contributors to the

code use may not be used to endorse or promote products derived from this

software without specific prior written permission.

THIS SOFTWARE IS PROVIDED BY THE COPYRIGHT HOLDERS AND CONTRIBUTORS "AS IS" AND

ANY EXPRESS OR IMPLIED WARRANTIES, INCLUDING, BUT NOT LIMITED TO, THE IMPLIED

WARRANTIES OF MERCHANTABILITY AND FITNESS FOR A PARTICULAR PURPOSE ARE

ANY DIRECT, INDIRECT, INCIDENTAL, SPECIAL, EXEMPLARY, OR CONSEQUENTIAL DAMAGES

(INCLUDING, BUT NOT LIMITED TO, PROCUREMENT OF SUBSTITUTE GOODS OR SERVICES;

LOSS OF USE, DATA, OR PROFITS; OR BUSINESS INTERRUPTION) HOWEVER CAUSED AND ON

ANY THEORY OF LIABILITY, WHETHER IN CONTRACT, STRICT LIABILITY, OR TORT

(INCLUDING NEGLIGENCE OR OTHERWISE) ARISING IN ANY WAY OUT OF THE USE OF THIS

SOFTWARE, EVEN IF ADVISED OF THE POSSIBILITY OF SUCH DAMAGE.

google-glog's symbolization library

URL: <https://github.com/google/glog>

Copyright (c) 2006, Google Inc.

All rights reserved.

Redistribution and use in source and binary forms, with or without modification, are permitted provided that the following conditions are met:

* Redistributions of source code must retain the above copyright notice, this list of conditions and the following disclaimer.

* Redistributions in binary form must reproduce the above copyright notice, this list of conditions and the following disclaimer in the documentation and/or other materials provided with the distribution.

* Neither the name of Google Inc. nor the names of its contributors may be used to endorse or promote products derived from this software without specific prior written permission.

THIS SOFTWARE IS PROVIDED BY THE COPYRIGHT HOLDERS AND CONTRIBUTORS

"AS IS" AND ANY EXPRESS OR IMPLIED WARRANTIES, INCLUDING, BUT NOT

LIMITED TO, THE IMPLIED WARRANTIES OF MERCHANTABILITY AND FITNESS FOR

A PARTICULAR PURPOSE ARE DISCLAIMED. IN NO EVENT SHALL THE COPYRIGHT

OWNER OR CONTRIBUTORS BE LIABLE FOR ANY DIRECT, INDIRECT, INCIDENTAL,

SPECIAL, EXEMPLARY, OR CONSEQUENTIAL DAMAGES (INCLUDING, BUT NOT

LIMITED TO, PROCUREMENT OF SUBSTITUTE GOODS OR SERVICES; LOSS OF USE,

DATA, OR PROFITS; OR BUSINESS INTERRUPTION) HOWEVER CAUSED AND ON ANY

THEORY OF LIABILITY, WHETHER IN CONTRACT, STRICT LIABILITY, OR TORT

(INCLUDING NEGLIGENCE OR OTHERWISE) ARISING IN ANY WAY OUT OF THE USE

OF THIS SOFTWARE, EVEN IF ADVISED OF THE POSSIBILITY OF SUCH DAMAGE.

valgrind

URL: <http://valgrind.org>

Notice that the following BSD-style license applies to the Valgrind header

files used by Chromium (valgrind.h and memcheck.h). However, the rest of

Valgrind is licensed under the terms of the GNU General Public License,

version 2, unless otherwise indicated.

Copyright (C) 2000-2008 Julian Seward. All rights reserved.

Redistribution and use in source and binary forms, with or without

modification, are permitted provided that the following conditions

are met:

1. Redistributions of source code must retain the above copyright

notice, this list of conditions and the following disclaimer.

2. The origin of this software must not be misrepresented; you must

not claim that you wrote the original software. If you use this

software in a product, an acknowledgment in the product

documentation would be appreciated but is not required.

3. Altered source versions must be plainly marked as such, and must

not be misrepresented as being the original software.

4. The name of the author may not be used to endorse or promote

products derived from this software without specific prior written

permission.

THIS SOFTWARE IS PROVIDED BY THE AUTHOR "AS IS" AND ANY EXPRESS

OR IMPLIED WARRANTIES, INCLUDING, BUT NOT LIMITED TO, THE IMPLIED

WARRANTIES OF MERCHANTABILITY AND FITNESS FOR A PARTICULAR PURPOSE

ARE DISCLAIMED. IN NO EVENT SHALL THE AUTHOR BE LIABLE FOR ANY

DIRECT, INDIRECT, INCIDENTAL, SPECIAL, EXEMPLARY, OR CONSEQUENTIAL

DAMAGES (INCLUDING, BUT NOT LIMITED TO, PROCUREMENT OF SUBSTITUTE

GOODS OR SERVICES; LOSS OF USE, DATA, OR PROFITS; OR BUSINESS

INTERRUPTION) HOWEVER CAUSED AND ON ANY THEORY OF LIABILITY,

WHETHER IN CONTRACT, STRICT LIABILITY, OR TORT (INCLUDING

NEGLIGENCE OR OTHERWISE) ARISING IN ANY WAY OUT OF THE USE OF THIS

SOFTWARE, EVEN IF ADVISED OF THE POSSIBILITY OF SUCH DAMAGE.

Mozilla Personal Security Manager

URL: <http://mxr.mozilla.org/mozilla-central/source/security/manager/>

```
/* ***** BEGIN LICENSE BLOCK *****
```

```
* Version: MPL 1.1/GPL 2.0/LGPL 2.1
```

```
*
```

```
* The contents of this file are subject to the Mozilla Public License Version
```

```
* 1.1 (the "License"); you may not use this file except in compliance with
```

```
* the License. You may obtain a copy of the License at
```

```
* http://www.mozilla.org/MPL/
```

```
*
```

```
* Software distributed under the License is distributed on an "AS IS" basis,
```

```
* WITHOUT WARRANTY OF ANY KIND, either express or implied. See the License
```

```
* for the specific language governing rights and limitations under the
```

```
* License.
```

```
*
```

```
* The Original Code is the Netscape security libraries.
```

```
*
```

```
* The Initial Developer of the Original Code is
```

```
* Netscape Communications Corporation.
```

```
* Portions created by the Initial Developer are Copyright (C) 2000
```

```
* the Initial Developer. All Rights Reserved.
```

```
*
```

```
* Contributor(s):
```

```
*
```

```
* Alternatively, the contents of this file may be used under the terms of
```

```
* either the GNU General Public License Version 2 or later (the "GPL"), or
```

```
* the GNU Lesser General Public License Version 2.1 or later (the "LGPL"),
```

```
* in which case the provisions of the GPL or the LGPL are applicable instead
```

```
* of those above. If you wish to allow use of your version of this file only
```

```
* under the terms of either the GPL or the LGPL, and not to allow others to
```

```
* use your version of this file under the terms of the MPL, indicate your
```

```
* decision by deleting the provisions above and replace them with the notice
```

```
* and other provisions required by the GPL or the LGPL. If you do not delete
```

```
* the provisions above, a recipient may use your version of this file under
```

```
* the terms of any one of the MPL, the GPL or the LGPL.
```

```
*
```

```
/* ***** END LICENSE BLOCK ***** */
```

Network Security Services (NSS)

URL:

<http://www.mozilla.org/projects/security/pki/nss/>

```
/* ***** BEGIN LICENSE BLOCK *****
```

```
* Version: MPL 1.1/GPL 2.0/LGPL 2.1
```

```
*
```

```
* The contents of this file are subject to the Mozilla Public License Version
```

```
* 1.1 (the "License"); you may not use this file except in compliance with
```

```
* the License. You may obtain a copy of the License at
```

```
* http://www.mozilla.org/MPL/
```

```
*
```

```
* Software distributed under the License is distributed on an "AS IS" basis,
```

```
* WITHOUT WARRANTY OF ANY KIND, either express or implied. See the License
```

```
* for the specific language governing rights and limitations under the
```

```
* License.
```

```
*
```

```
* The Original Code is the Netscape security libraries.
```

```
*
```

```
* The Initial Developer of the Original Code is
```

```
* Netscape Communications Corporation.
```

```
* Portions created by the Initial Developer are Copyright (C) 1994-2000
```


* the Initial Developer. All Rights Reserved.

*

* Contributor(s):

*

* Alternatively, the contents of this file may be used under the terms of

* either the GNU General Public License Version 2 or later (the "GPL"), or

* the GNU Lesser General Public License Version 2.1 or later (the "LGPL"),

* in which case the provisions of the GPL or the LGPL are applicable instead

* of those above. If you wish to allow use of your version of this file only

* under the terms of either the GPL or the LGPL, and not to allow others to

* use your version of this file under the terms of the MPL, indicate your

* decision by deleting the provisions above and replace them with the notice

* and other provisions required by the GPL or the LGPL. If you do not delete

* the provisions above, a recipient may use your version of this file under

* the terms of any one of the MPL, the GPL or the LGPL.

*

* ***** END LICENSE BLOCK ***** */

open-vcdiff

URL: <https://github.com/google/open-vcdiff>

Almost Native Graphics Layer Engine

URL: <http://code.google.com/p/angleproject/>

Copyright (C) 2002-2013 The ANGLE Project Authors.

All rights reserved.

Redistribution and use in source and binary forms, with or without modification, are permitted provided that the following conditions are met:

Redistributions of source code must retain the above copyright notice, this list of conditions and the following disclaimer.

Redistributions in binary form must reproduce the above copyright notice, this list of conditions and the following disclaimer in the documentation and/or other materials provided with the distribution.

Neither the name of TransGaming Inc., Google Inc., 3DLabs Inc. Ltd., nor the names of their contributors may be used to endorse or promote products derived from this software without specific prior written permission.

THIS SOFTWARE IS PROVIDED BY THE COPYRIGHT HOLDERS AND CONTRIBUTORS

"AS IS" AND ANY EXPRESS OR IMPLIED WARRANTIES, INCLUDING, BUT NOT

LIMITED TO, THE IMPLIED WARRANTIES OF MERCHANTABILITY AND FITNESS

FOR A PARTICULAR PURPOSE ARE DISCLAIMED. IN NO EVENT SHALL THE

COPYRIGHT OWNER OR CONTRIBUTORS BE LIABLE FOR ANY DIRECT, INDIRECT,

INCIDENTAL, SPECIAL, EXEMPLARY, OR CONSEQUENTIAL DAMAGES (INCLUDING,

BUT NOT LIMITED TO, PROCUREMENT OF SUBSTITUTE GOODS OR SERVICES;

LOSS OF USE, DATA, OR PROFITS; OR BUSINESS INTERRUPTION) HOWEVER

CAUSED AND ON ANY THEORY OF LIABILITY, WHETHER IN CONTRACT, STRICT

LIABILITY, OR TORT (INCLUDING NEGLIGENCE OR OTHERWISE) ARISING IN

ANY WAY OUT OF THE USE OF THIS SOFTWARE, EVEN IF ADVISED OF THE POSSIBILITY OF SUCH DAMAGE.

boringsssl

URL: <https://boringsssl.google.com/boringsssl>

LICENSE ISSUES

=====

The OpenSSL toolkit stays under a dual license, i.e. both the conditions of

the OpenSSL License and the original SSLeay license apply to the toolkit.

See below for the actual license texts. Actually both licenses are BSD-style

Open Source licenses. In case of any license issues related to OpenSSL

please contact openssl-core@openssl.org.

OpenSSL License

/* =====

=====

* Copyright (c) 1998-2011 The OpenSSL Project. All rights reserved.

*

* Redistribution and use in source and binary forms, with or without

* modification, are permitted provided that the following conditions

* are met:

*

* 1. Redistributions of source code must retain the above copyright

* notice, this list of conditions and the following disclaimer.

*

* 2. Redistributions in binary form must reproduce the above copyright

* notice, this list of conditions and the following disclaimer in

* the documentation and/or other materials provided with the

* distribution.

*

* 3. All advertising materials mentioning features or use of this

* software must display the following acknowledgment:

* "This product includes software developed by the OpenSSL Project

* for use in the OpenSSL Toolkit.
(<http://www.openssl.org/>)"

*

* 4. The names "OpenSSL Toolkit" and "OpenSSL Project" must not be used to

* endorse or promote products derived from this software without

* prior written permission. For written permission, please contact

* openssl-core@openssl.org.

*

* 5. Products derived from this software may not be called "OpenSSL"

* nor may "OpenSSL" appear in their names without prior written

* permission of the OpenSSL Project.

*

* 6. Redistributions of any form whatsoever must

retain the following

* acknowledgment:

* "This product includes software developed by the OpenSSL Project

* for use in the OpenSSL Toolkit
(<http://www.openssl.org/>)"

*

* THIS SOFTWARE IS PROVIDED BY THE OpenSSL PROJECT "AS IS" AND ANY

* EXPRESSED OR IMPLIED WARRANTIES, INCLUDING, BUT NOT LIMITED TO, THE

* IMPLIED WARRANTIES OF MERCHANTABILITY AND FITNESS FOR A PARTICULAR

* PURPOSE ARE DISCLAIMED. IN NO EVENT SHALL THE OpenSSL PROJECT OR

* ITS CONTRIBUTORS BE LIABLE FOR ANY DIRECT, INDIRECT, INCIDENTAL,

* SPECIAL, EXEMPLARY, OR CONSEQUENTIAL DAMAGES (INCLUDING, BUT

* NOT LIMITED TO, PROCUREMENT OF SUBSTITUTE GOODS OR SERVICES;

* LOSS OF USE, DATA, OR PROFITS; OR BUSINESS INTERRUPTION)

* HOWEVER CAUSED AND ON ANY THEORY OF LIABILITY, WHETHER IN CONTRACT,

* STRICT LIABILITY, OR TORT (INCLUDING NEGLIGENCE OR OTHERWISE)

* ARISING IN ANY WAY OUT OF THE USE OF THIS SOFTWARE, EVEN IF ADVISED

* OF THE POSSIBILITY OF SUCH DAMAGE.

* =====

=====

*

* This product includes cryptographic software written by Eric Young

* (eay@cryptsoft.com). This product includes software written by Tim

* Hudson (tjh@cryptsoft.com).

*

*/

Original SSLeay License

/* Copyright (C) 1995-1998 Eric Young
(eay@cryptsoft.com)

* All rights reserved.

- * This package is an SSL implementation written by Eric Young (eay@cryptsoft.com).
- * The implementation was written so as to conform with Netscapes SSL.
- * This library is free for commercial and non-commercial use as long as the following conditions are adhered to. The following conditions apply to all code found in this distribution, be it the RC4, RSA, lhash, DES, etc., code; not just the SSL code. The SSL documentation included with this distribution is covered by the same copyright terms except that the holder is Tim Hudson (tjh@cryptsoft.com).
- * Copyright remains Eric Young's, and as such any Copyright notices in the code are not to be removed.
- * If this package is used in a product, Eric Young should be given attribution as the author of the parts of the library used.
- * This can be in the form of a textual message at program startup or in documentation (online or textual) provided with the package.
- * Redistribution and use in source and binary forms, with or without modification, are permitted provided that the following conditions are met:
 1. Redistributions of source code must retain the copyright notice, this list of conditions and the following disclaimer.
 2. Redistributions in binary form must reproduce the above copyright notice, this list of conditions and the following disclaimer in the documentation and/or other materials provided with the distribution.
 3. All advertising materials mentioning features or use of this software

- * must display the following acknowledgement:
 - * "This product includes cryptographic software written by Eric Young (eay@cryptsoft.com)"
 - * The word 'cryptographic' can be left out if the routines from the library being used are not cryptographic related :-).
 - * 4. If you include any Windows specific code (or a derivative thereof) from the apps directory (application code) you must include an acknowledgement:
 - * "This product includes software written by Tim Hudson (tjh@cryptsoft.com)"
- * THIS SOFTWARE IS PROVIDED BY ERIC YOUNG "AS IS" AND ANY EXPRESS OR IMPLIED WARRANTIES, INCLUDING, BUT NOT LIMITED TO, THE IMPLIED WARRANTIES OF MERCHANTABILITY AND FITNESS FOR A PARTICULAR PURPOSE ARE DISCLAIMED. IN NO EVENT SHALL THE AUTHOR OR CONTRIBUTORS BE LIABLE FOR ANY DIRECT, INDIRECT, INCIDENTAL, SPECIAL, EXEMPLARY, OR CONSEQUENTIAL DAMAGES (INCLUDING, BUT NOT LIMITED TO, PROCUREMENT OF SUBSTITUTE GOODS OR SERVICES; LOSS OF USE, DATA, OR PROFITS; OR BUSINESS INTERRUPTION) HOWEVER CAUSED AND ON ANY THEORY OF LIABILITY, WHETHER IN CONTRACT, STRICT LIABILITY, OR TORT (INCLUDING NEGLIGENCE OR OTHERWISE) ARISING IN ANY WAY OUT OF THE USE OF THIS SOFTWARE, EVEN IF ADVISED OF THE POSSIBILITY OF SUCH DAMAGE.
- * The licence and distribution terms for any publically available version or derivative of this code cannot be changed. i.e. this code cannot simply be copied and put under another distribution licence [including the GNU Public Licence.]

Brotli

URL: <https://github.com/google/brotli>

Google Cache Invalidation API

URL: https://chromium.googlesource.com/chromium/src/+ /master/third_party/cacheinvalidation/README.chromium

Crashpad

URL: <https://crashpad.chromium.org/>

drawElements Quality Program

URL: <https://source.android.com/devices/graphics/testing.html>

dom-distiller-js

URL: <https://github.com/chromium/dom-distiller>

Copyright 2014 The Chromium Authors. All rights reserved.

Redistribution and use in source and binary forms, with or without

modification, are permitted provided that the following conditions are

met:

* Redistributions of source code must retain the above copyright

notice, this list of conditions and the following disclaimer.

* Redistributions in binary form must reproduce the above

copyright notice, this list of conditions and the following disclaimer

in the documentation and/or other materials provided with the

* Neither the name of Google Inc. nor the names of its

contributors may be used to endorse or promote products derived from

this software without specific prior written permission.

THIS SOFTWARE IS PROVIDED BY THE COPYRIGHT HOLDERS AND CONTRIBUTORS

"AS IS" AND ANY EXPRESS OR IMPLIED WARRANTIES, INCLUDING, BUT NOT

LIMITED TO, THE IMPLIED WARRANTIES OF

MERCHANTABILITY AND FITNESS FOR

A PARTICULAR PURPOSE ARE DISCLAIMED. IN NO EVENT SHALL THE COPYRIGHT

OWNER OR CONTRIBUTORS BE LIABLE FOR ANY DIRECT, INDIRECT, INCIDENTAL,

SPECIAL, EXEMPLARY, OR CONSEQUENTIAL DAMAGES (INCLUDING, BUT NOT

LIMITED TO, PROCUREMENT OF SUBSTITUTE GOODS OR SERVICES; LOSS OF USE,

DATA, OR PROFITS; OR BUSINESS INTERRUPTION) HOWEVER CAUSED AND ON ANY

THEORY OF LIABILITY, WHETHER IN CONTRACT, STRICT LIABILITY, OR TORT

(INCLUDING NEGLIGENCE OR OTHERWISE) ARISING IN ANY WAY OUT OF THE USE

OF THIS SOFTWARE, EVEN IF ADVISED OF THE POSSIBILITY OF SUCH DAMAGE.

Parts of the following directories are available under Apache v2.0

src/de

Copyright (c) 2009-2011 Christian Kohlschütter

third_party/gwt_exporter

Copyright 2007 Timepedia.org

third_party/gwt-2.5.1

Copyright 2008 Google

java/org/chromium/distiller/dev

Copyright 2008 Google

Apache License

Version 2.0, January 2004

<http://www.apache.org/licenses/>

TERMS AND CONDITIONS FOR USE, REPRODUCTION, AND DISTRIBUTION

"License" shall mean the terms and conditions for use, reproduction, and distribution as defined by Sections 1 through 9 of this document.

"Licensor" shall mean the copyright owner or entity authorized by the copyright owner that is granting the License.

"Legal Entity" shall mean the union of the acting entity and all other entities that control, are controlled by, or are under common control with that entity. For the purposes of this definition, "control" means (i) the power, direct or indirect, to cause the direction or management of such entity, whether by contract or otherwise, or (ii) ownership of fifty percent (50%) or more of the outstanding shares, or (iii) beneficial ownership of such entity.

"You" (or "Your") shall mean an individual or Legal Entity exercising permissions granted by this License.

"Source" form shall mean the preferred form for making modifications, including but not limited to software source code, documentation source, and configuration files.

"Object" form shall mean any form resulting from mechanical transformation or translation of a Source form, including but not limited to compiled object code, generated documentation, and conversions to other media types.

"Work" shall mean the work of authorship, whether in Source or Object form, made available under the License, as indicated by a copyright notice that is included in or attached to the work (an example is provided in the Appendix below).

"Derivative Works" shall mean any work, whether in Source or Object form, that is based on (or derived from) the Work and for which the editorial revisions, annotations, elaborations, or other modifications represent, as a whole, an original work of authorship. For the purposes of this License, Derivative Works shall not include works that remain separable from, or merely link (or bind by name) to the interfaces of, the Work and Derivative Works thereof.

"Contribution" shall mean any work of authorship, including the original version of the Work and any modifications or additions to that Work or Derivative

Works thereof, that is intentionally submitted to Licensor for inclusion in the Work by the copyright owner or by an individual or Legal Entity authorized to submit on behalf of the copyright owner. For the purposes of this definition, "submitted" means any form of electronic, verbal, or written communication sent to the Licensor or its representatives, including but not limited to communication on electronic mailing lists, source code control systems, and issue tracking systems that are managed by, or on behalf of, the Licensor for the purpose of discussing and improving the Work, but excluding communication that is conspicuously marked or otherwise designated in writing by the copyright owner as "Not a Contribution."

"Contributor" shall mean Licensor and any individual or Legal Entity on behalf of whom a Contribution has been received by Licensor and subsequently incorporated within the Work.

You must give any other recipients of the Work or Derivative Works a copy of this License; and

You must cause any modified files to carry prominent notices stating that You changed the files; and

You must retain, in the Source form of any Derivative Works that You distribute, all copyright, patent, trademark, and attribution notices from the Source form of the Work, excluding those notices that do not pertain to any part of the Derivative Works; and

If the Work includes a "NOTICE" text file as part of its distribution, then any Derivative Works that You distribute must include a readable copy of the attribution notices contained within such NOTICE file, excluding those notices that do not pertain to any part of the Derivative Works, in at least one of the following places: within a NOTICE text file distributed as part of the Derivative Works; within the Source form or documentation, if provided along with the Derivative Works; or, within a display generated by the Derivative Works, if and wherever such third-party notices normally appear. The contents of the NOTICE file are for informational purposes only and do not modify the License. You may add Your own attribution notices within Derivative Works that You distribute, alongside or as an addendum to the NOTICE text from the Work, provided that such additional attribution notices cannot be construed as modifying the License.

You may add Your own copyright statement to Your modifications and may provide additional or different license terms and conditions for use, reproduction, or distribution of Your modifications, or for any such Derivative Works as a whole, provided Your use, reproduction, and distribution of the Work otherwise complies with the conditions stated in this License.

END OF TERMS AND CONDITIONS

Expat XML Parser

URL: <http://sourceforge.net/projects/expat/>

Copyright (c) 1998, 1999, 2000 Thai Open Source Software Center Ltd

and Clark

Cooper

Copyright (c) 2001, 2002, 2003, 2004, 2005, 2006 Expat maintainers.

Permission is hereby granted, free of charge, to any person obtaining

a copy of this software and associated documentation files (the

"Software"), to deal in the Software without restriction, including

without limitation the rights to use, copy, modify, merge, publish,

distribute, sublicense, and/or sell copies of the Software, and to

permit persons to whom the Software is furnished to do so, subject to

the following conditions:

The above copyright notice and this permission notice shall be included

in all copies or substantial portions of the Software.

THE SOFTWARE IS PROVIDED "AS IS", WITHOUT WARRANTY OF ANY KIND,

EXPRESS OR IMPLIED, INCLUDING BUT NOT LIMITED TO THE WARRANTIES OF

MERCHANTABILITY, FITNESS FOR A PARTICULAR PURPOSE AND NONINFRINGEMENT.

IN NO EVENT SHALL THE AUTHORS OR COPYRIGHT HOLDERS BE LIABLE FOR ANY

CLAIM, DAMAGES OR OTHER LIABILITY, WHETHER IN AN ACTION OF CONTRACT,

TORT OR OTHERWISE, ARISING FROM, OUT OF OR IN CONNECTION WITH THE

SOFTWARE OR THE USE OR OTHER DEALINGS IN THE SOFTWARE.

fips181

URL: <http://www.adel.nursat.kz/apg/>

Copyright (c) 1999, 2000, 2001, 2002

Adel I. Mirzazhanov. All rights reserved

Redistribution and use in source and binary forms, with or without

modification, are permitted provided that the following conditions

are met:

1.Redistributions of source code must retain the above copyright notice,

this list of conditions and the following disclaimer.

2.Redistributions in binary form must reproduce the above copyright

notice, this list of conditions and the following disclaimer in the

documentation and/or other materials provided with the distribution.

3.The name of the author may not be used to endorse or promote products

derived from this software without specific prior written permission.

THIS SOFTWARE IS PROVIDED BY THE AUTHOR "AS IS" AND ANY EXPRESS

OR IMPLIED WARRANTIES, INCLUDING, BUT NOT LIMITED TO, THE IMPLIED

WARRANTIES OF MERCHANTABILITY AND FITNESS FOR A PARTICULAR PURPOSE

ARE DISCLAIMED. IN NO EVENT SHALL THE AUTHOR BE LIABLE FOR ANY

DIRECT, INDIRECT, INCIDENTAL, SPECIAL, EXEMPLARY, OR CONSEQUENTIAL

DAMAGES (INCLUDING, BUT NOT LIMITED TO, PROCUREMENT OF SUBSTITUTE

GOODS OR SERVICES; LOSS OF USE, DATA, OR PROFITS; OR BUSINESS

INTERRUPTION) HOWEVER CAUSED AND ON ANY THEORY OF LIABILITY,

WHETHER IN CONTRACT, STRICT LIABILITY, OR TORT (INCLUDING

NEGLIGENCE OR OTHERWISE) ARISING IN ANY WAY OUT OF THE USE OF THIS

SOFTWARE, EVEN IF ADVISED OF THE POSSIBILITY OF SUCH DAMAGE.

flac

URL: <http://sourceforge.net/projects/flac/files/flac-src/flac-1.2.1-src/flac-1.2.1.tar.gz/download>

Copyright (C)

2000,2001,2002,2003,2004,2005,2006,2007 Josh Coalson

Redistribution and use in source and binary forms, with or without

modification, are permitted provided that the following conditions

are met:

- Redistributions of source code must retain the above copyright

notice, this list of conditions and the following disclaimer.

- Redistributions in binary form must reproduce the above copyright

notice, this list of conditions and the following disclaimer in the

documentation and/or other materials provided with the distribution.

- Neither the name of the Xiph.org Foundation nor the names of its

contributors may be used to endorse or promote products derived from

this software without specific prior written permission.

THIS SOFTWARE IS PROVIDED BY THE COPYRIGHT HOLDERS AND CONTRIBUTORS

“AS IS” AND ANY EXPRESS OR IMPLIED WARRANTIES, INCLUDING, BUT NOT

LIMITED TO, THE IMPLIED WARRANTIES OF MERCHANTABILITY AND FITNESS FOR

A PARTICULAR PURPOSE ARE DISCLAIMED. IN NO EVENT SHALL THE FOUNDATION OR

CONTRIBUTORS BE LIABLE FOR ANY DIRECT, INDIRECT, INCIDENTAL, SPECIAL,

EXEMPLARY, OR CONSEQUENTIAL DAMAGES (INCLUDING, BUT NOT LIMITED TO,

PROCUREMENT OF SUBSTITUTE GOODS OR SERVICES; LOSS OF USE, DATA, OR

PROFITS; OR BUSINESS INTERRUPTION) HOWEVER CAUSED AND ON ANY THEORY OF

LIABILITY, WHETHER IN CONTRACT, STRICT LIABILITY, OR TORT (INCLUDING

NEGLIGENCE OR OTHERWISE) ARISING IN ANY WAY OUT OF THE USE OF THIS

SOFTWARE, EVEN IF ADVISED OF THE POSSIBILITY OF SUCH DAMAGE.

harfbuzz-ng

URL: <http://harfbuzz.org>

HarfBuzz is licensed under the so-called "Old MIT" license. Details follow.

For parts of HarfBuzz that are licensed under different licenses see individual

files names COPYING in subdirectories where applicable.

Copyright © 2010,2011,2012 Google, Inc.

Copyright © 2012 Mozilla Foundation

Copyright © 2011 Codethink Limited

Copyright © 2008,2010 Nokia Corporation and/or its subsidiary(-ies)

Copyright © 2009 Keith Stribley

Copyright © 2009 Martin Hosken and SIL International

Copyright © 2007 Chris Wilson

Copyright © 2006 Behdad Esfahbod

Copyright © 2005 David Turner

Copyright © 2004,2007,2008,2009,2010 Red Hat, Inc.

Copyright © 1998-2004 David Turner and Werner Lemberg

For full copyright notices consult the individual files in the package.

Permission is hereby granted, without written agreement and without

license or royalty fees, to use, copy, modify, and distribute this

software and its documentation for any purpose, provided that the

above copyright notice and the following two

paragraphs appear in
all copies of this software.

IN NO EVENT SHALL THE COPYRIGHT HOLDER BE
LIABLE TO ANY PARTY FOR
DIRECT, INDIRECT, SPECIAL, INCIDENTAL, OR
CONSEQUENTIAL DAMAGES
ARISING OUT OF THE USE OF THIS SOFTWARE AND
ITS DOCUMENTATION, EVEN
IF THE COPYRIGHT HOLDER HAS BEEN ADVISED OF
THE POSSIBILITY OF SUCH

THE COPYRIGHT HOLDER SPECIFICALLY DISCLAIMS
ANY WARRANTIES, INCLUDING,
BUT NOT LIMITED TO, THE IMPLIED WARRANTIES
OF MERCHANTABILITY AND
FITNESS FOR A PARTICULAR PURPOSE. THE
SOFTWARE PROVIDED HEREUNDER IS
ON AN "AS IS" BASIS, AND THE COPYRIGHT HOLDER
HAS NO OBLIGATION TO
PROVIDE MAINTENANCE, SUPPORT, UPDATES,
ENHANCEMENTS, OR MODIFICATIONS.

iccjpeg

URL: <http://www.iig.org>

The authors make NO WARRANTY or representation,
either express or implied,
with respect to this software, its quality, accuracy,
merchantability, or
fitness for a particular purpose. This software is
provided "AS IS", and you,
its user, assume the entire risk as to its quality and
accuracy.

This software is copyright (C) 1991-1998, Thomas G.
Lane.

All Rights Reserved except as specified below.

Permission is hereby granted to use, copy, modify,
and distribute this

software (or portions thereof) for any purpose,
without fee, subject to these

conditions:

(1) If any part of the source code for this software is
distributed, then this

README file must be included, with this copyright

and no-warranty notice

unaltered; and any additions, deletions, or changes to
the original files

must be clearly indicated in accompanying
documentation.

(2) If only executable code is distributed, then the
accompanying

documentation must state that "this software is based
in part on the work of

the Independent JPEG Group".

(3) Permission for use of this software is granted only
if the user accepts

full responsibility for any undesirable consequences;
the authors accept

NO LIABILITY for damages of any kind.

These conditions apply to any software derived from
or based on the IJG code,

not just to the unmodified library. If you use our
work, you ought to

acknowledge us.

Permission is NOT granted for the use of any IJG
author's name or company name

in advertising or publicity relating to this software or
products derived from it.

This software may be referred to only as "the
Independent JPEG Group's
software".

We specifically permit and encourage the use of this
software as the basis of

commercial products, provided that all warranty or
liability claims are

assumed by the product vendor.

icu

URL: <http://site.icu-project.org/>

ICU License - ICU 1.8.1 and later

COPYRIGHT AND PERMISSION NOTICE

Copyright (c) 1995-2014 International Business
Machines Corporation and

others

All rights reserved.

Permission is hereby granted, free of charge, to any person obtaining a

copy of this software and associated documentation files (the

"Software"), to deal in the Software without restriction, including

without limitation the rights to use, copy, modify, merge, publish,

distribute, and/or sell copies of the Software, and to permit persons to

whom the Software is furnished to do so, provided that the above

copyright notice(s) and this permission notice appear in all copies of

the Software and that both the above copyright notice(s) and this

permission notice appear in supporting documentation.

THE SOFTWARE IS PROVIDED "AS IS", WITHOUT WARRANTY OF ANY KIND, EXPRESS

OR IMPLIED, INCLUDING BUT NOT LIMITED TO THE WARRANTIES OF

MERCHANTABILITY, FITNESS FOR A PARTICULAR PURPOSE AND NONINFRINGEMENT OF

THIRD PARTY RIGHTS. IN NO EVENT SHALL THE COPYRIGHT HOLDER OR HOLDERS

INCLUDED IN THIS NOTICE BE LIABLE FOR ANY CLAIM, OR ANY SPECIAL INDIRECT

OR CONSEQUENTIAL DAMAGES, OR ANY DAMAGES WHATSOEVER RESULTING FROM LOSS

OF USE, DATA OR PROFITS, WHETHER IN AN ACTION OF CONTRACT, NEGLIGENCE OR

OTHER TORTIOUS ACTION, ARISING OUT OF OR IN CONNECTION WITH THE USE OR

PERFORMANCE OF THIS SOFTWARE.

Except as contained in this notice, the name of a copyright holder shall

not be used in advertising or otherwise to promote the sale, use or

other dealings in this Software without prior written authorization of

the copyright holder.

All trademarks and registered trademarks mentioned herein are the

property of their respective owners.

Third-Party Software Licenses

This section contains third-party software notices and/or additional

terms for licensed third-party software components included within ICU

libraries.

1. Unicode Data Files and Software

COPYRIGHT AND PERMISSION NOTICE

Copyright © 1991-2014 Unicode, Inc. All rights reserved.

Distributed under the Terms of Use in

<http://www.unicode.org/copyright.html>.

Permission is hereby granted, free of charge, to any person obtaining

a copy of the Unicode data files and any associated documentation

(the "Data Files") or Unicode software and any associated documentation

(the "Software") to deal in the Data Files or Software without restriction, including without limitation the

rights to use,

copy, modify, merge, publish, distribute, and/or sell copies of

the Data Files or Software, and to permit persons to whom the Data Files

or Software are furnished to do so, provided that

(a) this copyright and permission notice appear with all copies

of the Data Files or Software,

(b) this copyright and permission notice appear in associated

documentation, and

(c) there is clear notice in each modified Data File or in the Software as well as in the documentation associated with the Data File(s) or Software that the data or software has been modified.

THE DATA FILES AND SOFTWARE ARE PROVIDED "AS IS", WITHOUT WARRANTY OF ANY KIND, EXPRESS OR IMPLIED, INCLUDING BUT NOT LIMITED TO THE WARRANTIES OF MERCHANTABILITY, FITNESS FOR A PARTICULAR PURPOSE AND NONINFRINGEMENT OF THIRD PARTY RIGHTS. IN NO EVENT SHALL THE COPYRIGHT HOLDER OR HOLDERS INCLUDED IN THIS NOTICE BE LIABLE FOR ANY CLAIM, OR ANY SPECIAL INDIRECT OR CONSEQUENTIAL DAMAGES, OR ANY DAMAGES WHATSOEVER RESULTING FROM LOSS OF USE, DATA OR PROFITS, WHETHER IN AN ACTION OF CONTRACT, NEGLIGENCE OR OTHER TORTIOUS ACTION, ARISING OUT OF OR IN CONNECTION WITH THE USE OR PERFORMANCE OF THE DATA FILES OR SOFTWARE.

Except as contained in this notice, the name of a copyright holder shall not be used in advertising or otherwise to promote the sale, use or other dealings in these Data Files or Software without prior written authorization of the copyright holder.

2. Chinese/Japanese Word Break Dictionary Data (cjdict.txt)

The Google Chrome software developed by Google is licensed under the BSD licenses, as set forth below.

The BSD License
<http://opensource.org/licenses/bsd-license.php>

Copyright (C) 2006-2008, Google Inc.

All rights reserved.

Redistribution and use in source and binary forms, with or without modification, are permitted provided that the following conditions are met:

Redistributions of source code must retain the above copyright notice, this list of conditions and the following disclaimer.
Redistributions in binary form must reproduce the above copyright notice, this list of conditions and the following disclaimer in the documentation and/or other materials provided with the distribution.
Neither the name of Google Inc. nor the names of its contributors may be used to endorse or promote products derived from this software without specific prior written permission.

THIS SOFTWARE IS PROVIDED BY THE COPYRIGHT HOLDERS AND CONTRIBUTORS "AS IS" AND ANY EXPRESS OR IMPLIED WARRANTIES, INCLUDING, BUT NOT LIMITED TO, THE IMPLIED WARRANTIES OF MERCHANTABILITY AND FITNESS FOR A PARTICULAR PURPOSE ARE DISCLAIMED, INDIRECT, INCIDENTAL, SPECIAL, EXEMPLARY, OR CONSEQUENTIAL DAMAGES (INCLUDING, BUT NOT LIMITED TO, PROCUREMENT OF SUBSTITUTE GOODS OR SERVICES; LOSS OF USE, DATA, OR PROFITS; OR BUSINESS INTERRUPTION) HOWEVER CAUSED AND ON ANY THEORY OF LIABILITY, WHETHER IN CONTRACT, STRICT LIABILITY, OR TORT (INCLUDING NEGLIGENCE OR OTHERWISE) ARISING IN ANY WAY OUT OF THE USE OF THIS SOFTWARE, EVEN IF ADVISED OF THE POSSIBILITY OF SUCH DAMAGE.

The word list in cjdict.txt are generated by combining three word lists listed below with further processing for compound word breaking. The frequency lists generated with an iterative training against Google

web corpora.

```
#
# * Libtabe (Chinese)
# -
https://sourceforge.net/project/?group\_id=1519
# - Its license terms and conditions are
shown below.
#
# * IPADIC (Japanese)
# - http://chasen.aist-
nara.ac.jp/chasen/distribution.html
# - Its license terms and conditions are
shown below.
#
# -----COPYING.libtabe -----
BEGIN-----
#
# /*
# * Copyrighy (c) 1999 TaBE Project.
# * Copyright (c) 1999 Pai-Hsiang Hsiao.
# * All rights reserved.
# *
# * Redistribution and use in source and
binary forms, with or without
# * modification, are permitted provided
that the following conditions
# * are met:
# *
# * . Redistributions of source code must
retain the above copyright
# * notice, this list of conditions and the
following disclaimer.
# * . Redistributions in binary form must
reproduce the above copyright
# * notice, this list of conditions and the
following disclaimer in
# * the documentation and/or other
materials provided with the
# * distribution.
# * . Neither the name of the TaBE Project
nor the names of its
# * contributors may be used to endorse
or promote products derived
# * from this software without specific
prior written permission.
# *
```

```
# * THIS SOFTWARE IS PROVIDED BY THE
COPYRIGHT HOLDERS AND CONTRIBUTORS
# * "AS IS" AND ANY EXPRESS OR IMPLIED
WARRANTIES, INCLUDING, BUT NOT
# * LIMITED TO, THE IMPLIED
WARRANTIES OF MERCHANTABILITY AND FITNESS
# * FOR A PARTICULAR PURPOSE ARE
DISCLAIMED. IN NO EVENT SHALL THE
# * REGENTS OR CONTRIBUTORS BE
LIABLE FOR ANY DIRECT, INDIRECT,
# * INCIDENTAL, SPECIAL, EXEMPLARY, OR
CONSEQUENTIAL DAMAGES
# * (INCLUDING, BUT NOT LIMITED TO,
PROCUREMENT OF SUBSTITUTE GOODS OR
# * SERVICES; LOSS OF USE, DATA, OR
PROFITS; OR BUSINESS INTERRUPTION)
# * HOWEVER CAUSED AND ON ANY
THEORY OF LIABILITY, WHETHER IN CONTRACT,
# * STRICT LIABILITY, OR TORT (INCLUDING
NEGLIGENCE OR OTHERWISE)
# * ARISING IN ANY WAY OUT OF THE USE
OF THIS SOFTWARE, EVEN IF ADVISED
# * OF THE POSSIBILITY OF SUCH
DAMAGE.
# */
#
# /*
# * Copyright (c) 1999 Computer Systems
and Communication Lab,
# * Institute of
Information Science, Academia Sinica.
# * All rights reserved.
# *
# * Redistribution and use in source and
binary forms, with or without
# * modification, are permitted provided
that the following conditions
# * are met:
# *
# * . Redistributions of source code must
retain the above copyright
# * notice, this list of conditions and the
following disclaimer.
# * . Redistributions in binary form must
reproduce the above copyright
# * notice, this list of conditions and the
following disclaimer in
# * the documentation and/or other
```

```

materials provided with the
# * distribution.
# * . Neither the name of the Computer
Systems and Communication Lab
# * nor the names of its contributors may
be used to endorse or
# * promote products derived from this
software without specific
# * prior written permission.
# *
# * THIS SOFTWARE IS PROVIDED BY THE
COPYRIGHT HOLDERS AND CONTRIBUTORS
# * "AS IS" AND ANY EXPRESS OR IMPLIED
WARRANTIES, INCLUDING, BUT NOT
# * LIMITED TO, THE IMPLIED
WARRANTIES OF MERCHANTABILITY AND FITNESS
# * FOR A PARTICULAR PURPOSE ARE
DISCLAIMED. IN NO EVENT SHALL THE
# * REGENTS OR CONTRIBUTORS BE
LIABLE FOR ANY DIRECT, INDIRECT,
# * INCIDENTAL, SPECIAL, EXEMPLARY, OR
CONSEQUENTIAL DAMAGES
# * (INCLUDING, BUT NOT LIMITED TO,
PROCUREMENT OF SUBSTITUTE GOODS OR
# * SERVICES; LOSS OF USE, DATA, OR
PROFITS; OR BUSINESS INTERRUPTION)
# * HOWEVER CAUSED AND ON ANY
THEORY OF LIABILITY, WHETHER IN CONTRACT,
# * STRICT LIABILITY, OR TORT (INCLUDING
NEGLIGENCE OR OTHERWISE)
# * ARISING IN ANY WAY OUT OF THE USE
OF THIS SOFTWARE, EVEN IF ADVISED
# * OF THE POSSIBILITY OF SUCH
DAMAGE.
# */
#
# Copyright 1996 Chih-Hao Tsai @ Beckman
Institute, University of Illinois
# c-tsai4@uiuc.edu
http://casper.beckman.uiuc.edu/~c-tsai4
#
# -----COPYING.libtabe-----END
-----
-
#
#
# -----COPYING.ipadic-----BEGI

```

```

N-----
--
#
# Copyright 2000, 2001, 2002, 2003 Nara
Institute of Science
# and Technology. All Rights Reserved.
#
# Use, reproduction, and distribution of this
software is permitted.
# Any copy of this software, whether in its
original form or modified,
# must include both the above copyright
notice and the following
# paragraphs.
#
# Nara Institute of Science and Technology
(NAIST),
# the copyright holders, disclaims all
warranties with regard to this
# software, including all implied warranties of
merchantability and
# fitness, in no event shall NAIST be liable for
# any special, indirect or consequential
damages or any damages
# whatsoever resulting from loss of use, data
or profits, whether in an
# action of contract, negligence or other
tortuous action, arising out
# of or in connection with the use or
performance of this software.
#
# A large portion of the dictionary entries
# originate from ICOT Free Software. The
following conditions for ICOT
# Free Software applies to the current
dictionary as well.
#
# Each User may also freely distribute the
Program, whether in its
# original form or modified, to any third party
or parties, PROVIDED
# that the provisions of Section 3 ("NO
WARRANTY") will ALWAYS appear
# on, or be attached to, the Program, which is
distributed substantially
# in the same form as set out herein and that
such intended

```

distribution, if actually made, will neither violate or otherwise
contravene any of the laws and regulations of the countries having
jurisdiction over the User or the intended distribution itself.

NO WARRANTY

The program was produced on an experimental basis in the course of the
research and development conducted during the project and is provided
to users as so produced on an experimental basis. Accordingly, the
program is provided without any warranty whatsoever, whether express,
implied, statutory or otherwise. The term "warranty" used herein
includes, but is not limited to, any warranty of the quality,
performance, merchantability and fitness for a particular purpose of
the program and the nonexistence of any infringement or violation of
any right of any third party.

Each user of the program will agree and understand, and be deemed to
have agreed and understood, that there is no warranty whatsoever for
the program and, accordingly, the entire risk arising from or
otherwise connected with the program is assumed by the user.

Therefore, neither ICOT, the copyright holder, or any other
organization that participated in or was otherwise related to the
development of the program and their respective officials, directors,
officers and other employees shall be held liable for any and all
damages, including, without limitation, general, special, incidental
and consequential damages, arising out of or otherwise in connection

with the use or inability to use the program or any product, material
or result produced or otherwise obtained by using the program,
regardless of whether they have been advised of, or otherwise had
knowledge of, the possibility of such damages at any time during the
project or thereafter. Each user will be deemed to have agreed to the
foregoing by his or her commencement of use of the program. The term
"use" as used herein includes, but is not limited to, the use,
modification, copying and distribution of the program and the
production of secondary products from the program.

In the case where the program, whether in its original form or
modified, was distributed or delivered to or received by a user from
any person, organization or entity other than ICOT, unless it makes or
grants independently of ICOT any specific warranty to the user in
writing, such person, organization or entity, will also be exempted
from and not be held liable to the user for any such damages as noted
above as far as the program is concerned.

-----COPYING.ipadic-----END-----

3. Lao Word Break Dictionary Data (laodict.txt)

Copyright (c) 2013 International Business Machines Corporation and others. All Rights Reserved.

Project: <http://code.google.com/p/lao-dictionary/>

Dictionary: <http://lao-dictionary.googlecode.com/git/Lao-Dictionary.txt>

License: <http://lao-dictionary.googlecode.com/git/Lao-Dictionary-LICEN>

(copied below)

ICU uses the public domain data and code derived from Time Zone Database

for its time zone support. The ownership of the TZ database is explained

in BCP 175: Procedure for Maintaining the Time Zone Database section 7.

1 - Database Ownership

The TZ database itself is not an IETF Contribution or an IETF

document. Rather it is a pre-existing and regularly updated work

that is in the public domain, and is intended to remain in the public

domain. Therefore, BCPs 78 [RFC5378] and 79 [RFC3979] do not apply

to the TZ Database or contributions that individuals make to it.

Should any claims be made and substantiated against the TZ Database,

the organization that is providing the IANA Considerations defined in

this RFC, under the memorandum of understanding with the IETF,

currently ICANN, may act in accordance with all competent court

orders. No ownership claims will be made by ICANN or the IETF Trust

on the database or the code. Any person making a contribution to the

database or code waives all rights to future claims in that

contribution or in the TZ Database.

google-jstemplate

URL: <http://code.google.com/p/google-jstemplate/>

Khronos header files

URL: <http://www.khronos.org/registry>

Copyright (c) 2007-2010 The Khronos Group Inc.

Permission is hereby granted, free of charge, to any person obtaining a

copy of this software and/or associated documentation files (the

"Materials"), to deal in the Materials without restriction, including

without limitation the rights to use, copy, modify, merge, publish,

distribute, sublicense, and/or sell copies of the Materials, and to

permit persons to whom the Materials are furnished to do so, subject to

the following conditions:

The above copyright notice and this permission notice shall be included

in all copies or substantial portions of the Materials.

THE MATERIALS ARE PROVIDED "AS IS", WITHOUT WARRANTY OF ANY KIND,

EXPRESS OR IMPLIED, INCLUDING BUT NOT LIMITED TO THE WARRANTIES OF

MERCHANTABILITY, FITNESS FOR A PARTICULAR PURPOSE AND NONINFRINGEMENT.

IN NO EVENT SHALL THE AUTHORS OR COPYRIGHT HOLDERS BE LIABLE FOR ANY

CLAIM, DAMAGES OR OTHER LIABILITY, WHETHER IN AN ACTION OF CONTRACT,

TORT OR OTHERWISE, ARISING FROM, OUT OF OR IN CONNECTION WITH THE

MATERIALS OR THE USE OR OTHER DEALINGS IN THE MATERIALS.

SGI FREE SOFTWARE LICENSE B (Version 2.0, Sept. 18, 2008)

Copyright (C) 1992 Silicon Graphics, Inc. All Rights Reserved.

Permission is hereby granted, free of charge, to any person obtaining a copy of

this software and associated documentation files (the "Software"), to deal in

the Software without restriction, including without limitation the rights to

use, copy, modify, merge, publish, distribute, sublicense, and/or sell copies

of the Software, and to permit persons to whom the Software is furnished to do

so, subject to the following conditions:

The above copyright notice including the dates of first publication and either

this permission notice or a reference to <http://oss.sgi.com/projects/FreeB/>

shall be included in all copies or substantial portions of the Software.

THE SOFTWARE IS PROVIDED "AS IS", WITHOUT WARRANTY OF ANY KIND, EXPRESS OR IMPLIED, INCLUDING BUT NOT LIMITED TO THE WARRANTIES OF MERCHANTABILITY, FITNESS FOR A PARTICULAR PURPOSE AND NONINFRINGEMENT. IN NO EVENT SHALL SILICON GRAPHICS, INC. BE LIABLE FOR ANY CLAIM, DAMAGES OR OTHER LIABILITY, WHETHER IN AN ACTION OF CONTRACT, TORT OR OTHERWISE, ARISING FROM, OUT OF OR IN CONNECTION WITH THE SOFTWARE OR THE USE OR OTHER DEALINGS IN THE SOFTWARE.

Except as contained in this notice, the name of Silicon Graphics, Inc. shall

not be used in advertising or otherwise to promote the sale, use or other

dealings in this Software without prior written authorization from Silicon

Graphics, Inc.

LevelDB: A Fast Persistent Key-Value Store

URL: <https://github.com/google/leveldb.git>

Copyright (c) 2011 The LevelDB Authors. All rights reserved.

Redistribution and use in source and binary forms, with or without

modification, are permitted provided that the following conditions are

met:

* Redistributions of source code must retain the above copyright

notice, this list of conditions and the following disclaimer.

* Redistributions in binary form must reproduce

the above

copyright notice, this list of conditions and the following disclaimer

in the documentation and/or other materials provided with the

* Neither the name of Google Inc. nor the names of its

contributors may be used to endorse or promote products derived from

this software without specific prior written permission.

THIS SOFTWARE IS PROVIDED BY THE COPYRIGHT HOLDERS AND CONTRIBUTORS

"AS IS" AND ANY EXPRESS OR IMPLIED WARRANTIES, INCLUDING, BUT NOT

LIMITED TO, THE IMPLIED WARRANTIES OF MERCHANTABILITY AND FITNESS FOR

A PARTICULAR PURPOSE ARE DISCLAIMED. IN NO EVENT SHALL THE COPYRIGHT

OWNER OR CONTRIBUTORS BE LIABLE FOR ANY DIRECT, INDIRECT, INCIDENTAL,

SPECIAL, EXEMPLARY, OR CONSEQUENTIAL DAMAGES (INCLUDING, BUT NOT

LIMITED TO, PROCUREMENT OF SUBSTITUTE GOODS OR SERVICES; LOSS OF USE,

DATA, OR PROFITS; OR BUSINESS INTERRUPTION) HOWEVER CAUSED AND ON ANY

THEORY OF LIABILITY, WHETHER IN CONTRACT, STRICT LIABILITY, OR TORT

(INCLUDING NEGLIGENCE OR OTHERWISE) ARISING IN ANY WAY OUT OF THE USE

OF THIS SOFTWARE, EVEN IF ADVISED OF THE POSSIBILITY OF SUCH DAMAGE.

The library to input, validate, and display addresses.

URL: <https://github.com/googlei18n/libaddressinput>

libjingle

URL: <http://www.webrtc.org>

libjpeg

URL: <http://www.ijg.org/>

The authors make NO WARRANTY or representation, either express or implied, with respect to this software, its quality, accuracy, merchantability, or fitness for a particular purpose. This software is provided "AS IS", and you, its user, assume the entire risk as to its quality and accuracy.

This software is copyright (C) 1991-1998, Thomas G. Lane.

All Rights Reserved except as specified below.

Permission is hereby granted to use, copy, modify, and distribute this

software (or portions thereof) for any purpose, without fee, subject to these

conditions:

(1) If any part of the source code for this software is distributed, then this

README file must be included, with this copyright and no-warranty notice

unaltered; and any additions, deletions, or changes to the original files

must be clearly indicated in accompanying documentation.

(2) If only executable code is distributed, then the accompanying

documentation must state that "this software is based in part on the work of

the Independent JPEG Group".

(3) Permission for use of this software is granted only if the user accepts

full responsibility for any undesirable consequences; the authors accept

NO LIABILITY for damages of any kind.

These conditions apply to any software derived from or based on the IJG code,

not just to the unmodified library. If you use our work, you ought to

acknowledge us.

Permission is NOT granted for the use of any IJG author's name or company name

in advertising or publicity relating to this software or products derived from it.

This software may be referred to only as "the Independent JPEG Group's software".

We specifically permit and encourage the use of this software as the basis of

commercial products, provided that all warranty or liability claims are

assumed by the product vendor.

sole proprietor of its copyright holder, Aladdin Enterprises of Menlo Park, CA.

by the usual distribution terms of the Free Software Foundation; principally,

that you must include source code if you redistribute it. (See the file ansi2knr.c for

full details.)

However, since ansi2knr.c is not needed as part

of any program generated from the IJG code, this does not limit you more than

the foregoing paragraphs do.

The Unix configuration script "configure" was produced with GNU Autoconf.

It is copyright by the Free Software Foundation but is freely distributable.

The same holds for its supporting scripts (config.guess, config.sub,

ltconfig, ltmain.sh). Another support script, install-sh, is copyright

by M.I.T. but is also freely distributable.

It appears that the arithmetic coding option of the JPEG spec is covered by

patents owned by IBM, AT&T, and Mitsubishi. Hence arithmetic coding cannot

legally be used without obtaining one or more licenses. For this reason,

support for arithmetic coding has been removed from the free JPEG software.

(Since arithmetic coding provides only a marginal gain over the unpatented

Huffman mode, it is unlikely that very many implementations will support it.)

So far as we are aware, there are no patent restrictions on the remaining

The IJG distribution formerly included code to read and write GIF files.

To avoid entanglement with the Unisys LZW patent, GIF reading support has

been removed altogether, and the GIF writer has been simplified to produce

"uncompressed GIFs". This technique does not use the LZW algorithm; the

resulting GIF files are larger than usual, but are readable by all standard

GIF decoders.

We are required to state that

"The Graphics Interchange Format(c) is the Copyright property of

CompuServe Incorporated. GIF(sm) is a Service Mark property of

CompuServe Incorporated."

Public License.

libjpeg-turbo

URL: <http://sourceforge.net/projects/libjpeg-turbo/>

libjpeg-turbo is licensed under a non-restrictive, BSD-style license

(see README.) The TurboJPEG/OSS wrapper (both C and Java versions) and

associated test programs bear a similar license, which is reproduced below:

Redistribution and use in source and binary forms, with or without

modification, are permitted provided that the following conditions are met:

- Redistributions of source code must retain the above copyright notice,

this list of conditions and the following disclaimer.

- Redistributions in binary form must reproduce the above copyright notice,

this list of conditions and the following disclaimer in the documentation

and/or other materials provided with the distribution.

- Neither the name of the libjpeg-turbo Project nor the names of its

contributors may be used to endorse or promote products derived from this

software without specific prior written permission.

THIS SOFTWARE IS PROVIDED BY THE COPYRIGHT HOLDERS AND CONTRIBUTORS "AS IS",

AND ANY EXPRESS OR IMPLIED WARRANTIES, INCLUDING, BUT NOT LIMITED TO, THE

IMPLIED WARRANTIES OF MERCHANTABILITY AND FITNESS FOR A PARTICULAR PURPOSE

ARE DISCLAIMED. IN NO EVENT SHALL THE COPYRIGHT HOLDERS OR CONTRIBUTORS BE

LIABLE FOR ANY DIRECT, INDIRECT, INCIDENTAL, SPECIAL, EXEMPLARY, OR

CONSEQUENTIAL DAMAGES (INCLUDING, BUT NOT LIMITED TO, PROCUREMENT OF

SUBSTITUTE GOODS OR SERVICES; LOSS OF USE, DATA, OR PROFITS; OR BUSINESS

INTERRUPTION) HOWEVER CAUSED AND ON ANY THEORY OF LIABILITY, WHETHER IN

CONTRACT, STRICT LIABILITY, OR TORT (INCLUDING NEGLIGENCE OR OTHERWISE)

ARISING IN ANY WAY OUT OF THE USE OF THIS SOFTWARE, EVEN IF ADVISED OF THE

POSSIBILITY OF SUCH DAMAGE.

International Phone Number Library

URL:

<http://libphonenumber.googlecode.com/svn/trunk/>

Copyright (C) 2011 Google Inc.

Licensed under the Apache License, Version 2.0 (the "License");

you may not use this file except in compliance with the License.

You may obtain a copy of the License at

<http://www.apache.org/licenses/LICENSE-2.0>

Unless required by applicable law or agreed to in

writing, software
distributed under the License is distributed on an "AS
IS" BASIS,
WITHOUT WARRANTIES OR CONDITIONS OF ANY
KIND, either express or implied.
See the License for the specific language governing
permissions and
limitations under the License.

libpng
URL: <http://libpng.org/>

This copy of the libpng notices is provided for your
convenience. In case of
any discrepancy between this copy and the notices in
the file png.h that is
included in the libpng distribution, the latter shall
prevail.

COPYRIGHT NOTICE, DISCLAIMER, and LICENSE:

If you modify libpng you may insert additional notices
immediately following
this sentence.

This code is released under the libpng license.

libpng versions 1.0.7, July 1, 2000, through 1.2.54,
November 12, 2015, are
Copyright (c) 2000-2002, 2004, 2006-2015 Glenn
Randers-Pehrson, are
derived from libpng-1.0.6, and are distributed
according to the same
disclaimer and license as libpng-1.0.6 with the
following individuals
added to the list of Contributing Authors:

Simon-Pierre Cadieux
Eric S. Raymond
Cosmin Truta
Gilles Vollant

and with the following additions to the disclaimer:

There is no warranty against interference with your
enjoyment of the
library or against infringement. There is no
warranty that our
efforts or the library will fulfill any of your
particular purposes
or needs. This library is provided with all faults,
and the entire
risk of satisfactory quality, performance, accuracy,
and effort is with
the user.

libpng versions 0.97, January 1998, through 1.0.6,
March 20, 2000, are
Copyright (c) 1998-2000 Glenn Randers-Pehrson, are
derived from
libpng-0.96, and are distributed according to the
same disclaimer and
license as libpng-0.96, with the following individuals
added to the list
of Contributing Authors:

Tom Lane
Glenn Randers-Pehrson
Willem van Schaik

libpng versions 0.89, June 1996, through 0.96, May
1997, are
Copyright (c) 1996-1997 Andreas Dilger, are derived
from libpng-0.88,
and are distributed according to the same disclaimer
and license as
libpng-0.88, with the following individuals added to
the list of
Contributing Authors:

John Bowler
Kevin Bracey
Sam Bushell
Magnus Holmgren
Greg Roelofs
Tom Tanner

libpng versions 0.5, May 1995, through 0.88, January
1996, are
Copyright (c) 1995-1996 Guy Eric Schalnat, Group 42,

Inc.

For the purposes of this copyright and license,
"Contributing Authors"

is defined as the following set of individuals:

Andreas Dilger
Dave Martindale
Guy Eric Schalnat
Paul Schmidt
Tim Wegner

The PNG Reference Library is supplied "AS IS". The
Contributing Authors

and Group 42, Inc. disclaim all warranties, expressed
or implied,

including, without limitation, the warranties of
merchantability and of

fitness for any purpose. The Contributing Authors
and Group 42, Inc.

assume no liability for direct, indirect, incidental,
special, exemplary,

or consequential damages, which may result from the
use of the PNG

Reference Library, even if advised of the possibility of
such damage.

Permission is hereby granted to use, copy, modify,
and distribute this

source code, or portions hereof, for any purpose,
without fee, subject

to the following restrictions:

1. The origin of this source code must not be
misrepresented.

2. Altered versions must be plainly marked as such
and must not

be misrepresented as being the original source.

3. This Copyright notice may not be removed or
altered from any

source or altered source distribution.

The Contributing Authors and Group 42, Inc.
specifically permit, without

fee, and encourage the use of this source code as a
component to

supporting the PNG file format in commercial
products. If you use this

source code in a product, acknowledgment is not
required but would be

END OF COPYRIGHT NOTICE, DISCLAIMER, and
LICENSE.

A "png_get_copyright" function is available, for
convenient use in "about"

boxes and the like:

```
printf("%s", png_get_copyright(NULL));
```

Also, the PNG logo (in PNG format, of course) is
supplied in the

files "pngbar.png.jpg" and "pngbar.jpg" (88x31) and
"pngnow.png.jpg" (98x31).

Libpng is OSI Certified Open Source Software. OSI
Certified Open Source is

a certification mark of the Open Source Initiative. OSI
has not addressed

the additional disclaimers inserted at version 1.0.7.

Glenn Randers-Pehrson

glennrp at users.sourceforge.net

November 12, 2015

libsrtip

URL: <https://github.com/cisco/libsrtip>

```
/*
```

```
*
```

```
* Copyright (c) 2001-2006 Cisco Systems, Inc.
```

```
* All rights reserved.
```

```
*
```

```
* Redistribution and use in source and binary forms,  
with or without
```

```
* modification, are permitted provided that the  
following conditions
```

```
* are met:
```

```
*
```

* Redistributions of source code must retain the above copyright

* notice, this list of conditions and the following disclaimer.

*

* Redistributions in binary form must reproduce the above

* copyright notice, this list of conditions and the following

* disclaimer in the documentation and/or other materials provided

* with the distribution.

*

* Neither the name of the Cisco Systems, Inc. nor the names of its

* contributors may be used to endorse or promote products derived

* from this software without specific prior written permission.

*

* THIS SOFTWARE IS PROVIDED BY THE COPYRIGHT HOLDERS AND CONTRIBUTORS

* "AS IS" AND ANY EXPRESS OR IMPLIED WARRANTIES, INCLUDING, BUT NOT

* LIMITED TO, THE IMPLIED WARRANTIES OF MERCHANTABILITY AND FITNESS

* FOR A PARTICULAR PURPOSE ARE DISCLAIMED. IN NO EVENT SHALL THE

* COPYRIGHT HOLDERS OR CONTRIBUTORS BE LIABLE FOR ANY DIRECT,

* INDIRECT, INCIDENTAL, SPECIAL, EXEMPLARY, OR CONSEQUENTIAL DAMAGES

* (INCLUDING, BUT NOT LIMITED TO, PROCUREMENT OF SUBSTITUTE GOODS OR

* SERVICES; LOSS OF USE, DATA, OR PROFITS; OR BUSINESS INTERRUPTION)

* HOWEVER CAUSED AND ON ANY THEORY OF LIABILITY, WHETHER IN CONTRACT,

* STRICT LIABILITY, OR TORT (INCLUDING NEGLIGENCE OR OTHERWISE)

* ARISING IN ANY WAY OUT OF THE USE OF THIS SOFTWARE, EVEN IF ADVISED

* OF THE POSSIBILITY OF SUCH DAMAGE.

*

*/

libusbx

URL: <http://libusb.org>

libvpx

URL: <http://www.webmproject.org>

Copyright (c) 2010, The WebM Project authors. All rights reserved.

Redistribution and use in source and binary forms, with or without

modification, are permitted provided that the following conditions are

met:

* Redistributions of source code must retain the above copyright

notice, this list of conditions and the following disclaimer.

* Redistributions in binary form must reproduce the above copyright

notice, this list of conditions and the following disclaimer in

the documentation and/or other materials provided with the

distribution.

* Neither the name of Google, nor the WebM Project, nor the names

of its contributors may be used to endorse or promote products

derived from this software without specific prior written

permission.

THIS SOFTWARE IS PROVIDED BY THE COPYRIGHT HOLDERS AND CONTRIBUTORS

"AS IS" AND ANY EXPRESS OR IMPLIED WARRANTIES, INCLUDING, BUT NOT

LIMITED TO, THE IMPLIED WARRANTIES OF MERCHANTABILITY AND FITNESS FOR

A PARTICULAR PURPOSE ARE DISCLAIMED. IN NO EVENT SHALL THE COPYRIGHT

HOLDER OR CONTRIBUTORS BE LIABLE FOR ANY DIRECT, INDIRECT, INCIDENTAL,

SPECIAL, EXEMPLARY, OR CONSEQUENTIAL DAMAGES (INCLUDING, BUT NOT

LIMITED TO, PROCUREMENT OF SUBSTITUTE GOODS OR SERVICES; LOSS OF USE, DATA, OR PROFITS; OR BUSINESS INTERRUPTION) HOWEVER CAUSED AND ON ANY THEORY OF LIABILITY, WHETHER IN CONTRACT, STRICT LIABILITY, OR TORT (INCLUDING NEGLIGENCE OR OTHERWISE) ARISING IN ANY WAY OUT OF THE USE OF THIS SOFTWARE, EVEN IF ADVISED OF THE POSSIBILITY OF SUCH DAMAGE.

WebP image encoder/decoder
URL: <http://developers.google.com/speed/webp>

Additional IP Rights Grant (Patents)

"These implementations" means the copyrightable works that implement the WebM codecs distributed by Google as part of the WebM Project.
Google hereby grants to you a perpetual, worldwide, non-exclusive, no-charge, royalty-free, irrevocable (except as stated in this section) patent license to make, have made, use, offer to sell, sell, import, transfer, and otherwise run, modify and propagate the contents of these implementations of WebM, where such license applies only to those patent claims, both currently owned by Google and acquired in the future, licensable by Google that are necessarily infringed by these implementations of WebM. This grant does not include claims that would be infringed only as a consequence of further modification of these or agree to the institution of patent litigation or any other patent enforcement activity against any entity (including a cross-claim or counterclaim in a lawsuit) alleging that any of these implementations of WebM or any code incorporated within any of these implementations of WebM

constitute direct or contributory patent infringement, or inducement of patent infringement, then any patent rights granted to you under this License for these implementations of WebM shall terminate as of the date such litigation is filed.

libxml
URL: <http://xmlsoft.org>

Except where otherwise noted in the source code (e.g. the files hash.c, with different Copyright notices) all the files are:

Copyright (C) 1998-2012 Daniel Veillard. All Rights Reserved.

Permission is hereby granted, free of charge, to any person obtaining a copy of this software and associated documentation files (the "Software"), to deal in the Software without restriction, including without limitation the rights to use, copy, modify, merge, publish, distribute, sublicense, and/or sell copies of the Software, and to permit persons to whom the Software is furnished to do so, subject to the following conditions:

The above copyright notice and this permission notice shall be included in all copies or substantial portions of the Software.

THE SOFTWARE IS PROVIDED "AS IS", WITHOUT WARRANTY OF ANY KIND, EXPRESS OR IMPLIED, INCLUDING BUT NOT LIMITED TO THE WARRANTIES OF MERCHANTABILITY, FITNESS FOR A PARTICULAR PURPOSE AND NONINFRINGEMENT. IN NO EVENT SHALL THE AUTHORS OR COPYRIGHT HOLDERS BE LIABLE FOR ANY CLAIM, DAMAGES OR OTHER LIABILITY, WHETHER IN AN ACTION OF CONTRACT, TORT OR OTHERWISE, ARISING FROM, OUT OF OR IN CONNECTION WITH THE SOFTWARE OR THE USE OR OTHER DEALINGS IN THE SOFTWARE.

libxslt

URL: <http://xmlsoft.org/XSLT>

Licence for libxslt except libexslt

Copyright (C) 2001-2002 Daniel Veillard. All Rights Reserved.

Permission is hereby granted, free of charge, to any person obtaining a copy of this software and associated documentation files (the "Software"), to deal in the Software without restriction, including without limitation the rights to use, copy, modify, merge, publish, distribute, sublicense, and/or sell copies of the Software, and to permit persons to whom the Software is furnished to do so, subject to the following conditions:

The above copyright notice and this permission notice shall be included in all copies or substantial portions of the Software.

THE SOFTWARE IS PROVIDED "AS IS", WITHOUT WARRANTY OF ANY KIND, EXPRESS OR IMPLIED, INCLUDING BUT NOT LIMITED TO THE WARRANTIES OF MERCHANTABILITY, FITNESS FOR A PARTICULAR PURPOSE AND NONINFRINGEMENT. IN NO EVENT SHALL THE DANIEL VEILLARD BE LIABLE FOR ANY CLAIM, DAMAGES OR OTHER LIABILITY, WHETHER IN AN ACTION OF CONTRACT, TORT OR OTHERWISE, ARISING FROM, OUT OF OR IN CONNECTION WITH THE SOFTWARE OR THE USE OR OTHER DEALINGS IN THE SOFTWARE.

Except as contained in this notice, the name of Daniel Veillard shall not be used in advertising or otherwise to promote the sale, use or other dealings in this Software without prior written authorization from him.

Licence for libexslt

Copyright (C) 2001-2002 Thomas Broyer, Charlie Bozeman and Daniel Veillard.

All Rights Reserved.

Permission is hereby granted, free of charge, to any person obtaining a copy of this software and associated documentation files (the "Software"), to deal in the Software without restriction, including without limitation the rights to use, copy, modify, merge, publish, distribute, sublicense, and/or sell copies of the Software, and to permit persons to whom the Software is furnished to do so, subject to the following conditions:

The above copyright notice and this permission notice shall be included in all copies or substantial portions of the Software.

THE SOFTWARE IS PROVIDED "AS IS", WITHOUT WARRANTY OF ANY KIND, EXPRESS OR IMPLIED, INCLUDING BUT NOT LIMITED TO THE WARRANTIES OF MERCHANTABILITY, FITNESS FOR A PARTICULAR PURPOSE AND NONINFRINGEMENT. IN NO EVENT SHALL THE AUTHORS BE LIABLE FOR ANY CLAIM, DAMAGES OR OTHER LIABILITY, WHETHER IN AN ACTION OF CONTRACT, TORT OR OTHERWISE, ARISING FROM, OUT OF OR IN CONNECTION WITH THE SOFTWARE OR THE USE OR OTHER DEALINGS IN THE SOFTWARE.

Except as contained in this notice, the name of the authors shall not be used in advertising or otherwise to promote the sale, use or other dealings in this Software without prior written authorization from him.

libyuv

URL: <http://code.google.com/p/libyuv/>

Copyright 2011 The LibYuv Project Authors. All rights reserved.

Redistribution and use in source and binary forms, with or without

modification, are permitted provided that the following conditions are

met:

* Redistributions of source code must retain the above copyright

notice, this list of conditions and the following disclaimer.

* Redistributions in binary form must reproduce the above copyright

notice, this list of conditions and the following disclaimer in

the documentation and/or other materials provided with the distribution.

* Neither the name of Google nor the names of its contributors may

be used to endorse or promote products derived from this software

without specific prior written permission.

THIS SOFTWARE IS PROVIDED BY THE COPYRIGHT HOLDERS AND CONTRIBUTORS

"AS IS" AND ANY EXPRESS OR IMPLIED WARRANTIES, INCLUDING, BUT NOT

LIMITED TO, THE IMPLIED WARRANTIES OF MERCHANTABILITY AND FITNESS FOR

A PARTICULAR PURPOSE ARE DISCLAIMED. IN NO EVENT SHALL THE COPYRIGHT

HOLDER OR CONTRIBUTORS BE LIABLE FOR ANY DIRECT, INDIRECT, INCIDENTAL,

SPECIAL, EXEMPLARY, OR CONSEQUENTIAL DAMAGES (INCLUDING, BUT NOT

LIMITED TO, PROCUREMENT OF SUBSTITUTE GOODS OR SERVICES; LOSS OF USE,

DATA, OR PROFITS; OR BUSINESS INTERRUPTION) HOWEVER CAUSED AND ON ANY

THEORY OF LIABILITY, WHETHER IN CONTRACT, STRICT LIABILITY, OR TORT

(INCLUDING NEGLIGENCE OR OTHERWISE) ARISING IN ANY WAY OUT OF THE USE

OF THIS SOFTWARE, EVEN IF ADVISED OF THE POSSIBILITY OF SUCH DAMAGE.

linux-syscall-support

URL: <http://code.google.com/p/linux-syscall-support/>

// Copyright 2015 The Chromium Authors. All rights reserved.

//

// Redistribution and use in source and binary forms, with or without

// modification, are permitted provided that the following conditions are

// met:

//

// * Redistributions of source code must retain the above copyright

// notice, this list of conditions and the following disclaimer.

// * Redistributions in binary form must reproduce the above

// copyright notice, this list of conditions and the following disclaimer

// in the documentation and/or other materials provided with the

// distribution.

// * Neither the name of Google Inc. nor the names of its

// contributors may be used to endorse or promote products derived from

// this software without specific prior written permission.

//

// THIS SOFTWARE IS PROVIDED BY THE COPYRIGHT HOLDERS AND CONTRIBUTORS

// "AS IS" AND ANY EXPRESS OR IMPLIED WARRANTIES, INCLUDING, BUT NOT

// LIMITED TO, THE IMPLIED WARRANTIES OF MERCHANTABILITY AND FITNESS FOR

// A PARTICULAR PURPOSE ARE DISCLAIMED. IN NO EVENT SHALL THE COPYRIGHT

// OWNER OR CONTRIBUTORS BE LIABLE FOR ANY DIRECT, INDIRECT, INCIDENTAL,

// SPECIAL, EXEMPLARY, OR CONSEQUENTIAL DAMAGES (INCLUDING, BUT NOT
// LIMITED TO, PROCUREMENT OF SUBSTITUTE GOODS OR SERVICES; LOSS OF USE,
// DATA, OR PROFITS; OR BUSINESS INTERRUPTION) HOWEVER CAUSED AND ON ANY
// THEORY OF LIABILITY, WHETHER IN CONTRACT, STRICT LIABILITY, OR TORT
// (INCLUDING NEGLIGENCE OR OTHERWISE) ARISING IN ANY WAY OUT OF THE USE
// OF THIS SOFTWARE, EVEN IF ADVISED OF THE POSSIBILITY OF SUCH DAMAGE.

LZ4 - Extremely fast compression

URL: <https://code.google.com/p/lz4/>

LZ4 Library

Copyright (c) 2011-2014, Yann Collet

All rights reserved.

Redistribution and use in source and binary forms, with or without modification, are permitted provided that the following conditions are met:

* Redistributions of source code must retain the above copyright notice, this

list of conditions and the following disclaimer.

* Redistributions in binary form must reproduce the above copyright notice, this

list of conditions and the following disclaimer in the documentation and/or

other materials provided with the distribution.

THIS SOFTWARE IS PROVIDED BY THE COPYRIGHT HOLDERS AND CONTRIBUTORS "AS IS" AND ANY EXPRESS OR IMPLIED WARRANTIES, INCLUDING, BUT NOT LIMITED TO, THE IMPLIED WARRANTIES OF MERCHANTABILITY AND FITNESS FOR A PARTICULAR PURPOSE ARE ANY DIRECT, INDIRECT, INCIDENTAL, SPECIAL, EXEMPLARY, OR CONSEQUENTIAL DAMAGES (INCLUDING, BUT NOT LIMITED TO, PROCUREMENT OF SUBSTITUTE GOODS OR SERVICES; LOSS OF USE, DATA, OR PROFITS; OR BUSINESS INTERRUPTION) HOWEVER CAUSED AND ON

ANY THEORY OF LIABILITY, WHETHER IN CONTRACT, STRICT LIABILITY, OR TORT (INCLUDING NEGLIGENCE OR OTHERWISE) ARISING IN ANY WAY OUT OF THE USE OF THIS SOFTWARE, EVEN IF ADVISED OF THE POSSIBILITY OF SUCH DAMAGE.

LZMA SDK

URL: <http://www.7-zip.org/sdk.html>

LZMA SDK is placed in the public domain.

mesa

URL: <http://www.mesa3d.org/>

The default Mesa license is as follows:

Copyright (C) 1999-2007 Brian Paul All Rights Reserved.

Permission is hereby granted, free of charge, to any person obtaining a

copy of this software and associated documentation files (the "Software"),

to deal in the Software without restriction, including without limitation

the rights to use, copy, modify, merge, publish, distribute, sublicense,

and/or sell copies of the Software, and to permit persons to whom the

Software is furnished to do so, subject to the following conditions:

The above copyright notice and this permission notice shall be included

in all copies or substantial portions of the Software.

THE SOFTWARE IS PROVIDED "AS IS", WITHOUT WARRANTY OF ANY KIND, EXPRESS

OR IMPLIED, INCLUDING BUT NOT LIMITED TO THE WARRANTIES OF MERCHANTABILITY,

FITNESS FOR A PARTICULAR PURPOSE AND NONINFRINGEMENT. IN NO EVENT SHALL

BRIAN PAUL BE LIABLE FOR ANY CLAIM, DAMAGES OR OTHER LIABILITY, WHETHER IN

AN ACTION OF CONTRACT, TORT OR OTHERWISE, ARISING FROM, OUT OF OR IN

CONNECTION WITH THE SOFTWARE OR THE USE OR OTHER DEALINGS IN THE SOFTWARE.

Some parts of Mesa are copyrighted under the GNU LGPL. See the Mesa/docs/COPYRIGHT file for details.

modp base64 decoder

URL: <https://github.com/client9/stringencoders>

* MODP_B64 - High performance base64 encoder/decoder

* Version 1.3 -- 17-Mar-2006

* <http://modp.com/release/base64>

*

* Copyright (c) 2005, 2006 Nick Galbreath -- nickg[at]modp[dot]com

* All rights reserved.

*

* Redistribution and use in source and binary forms, with or without

* modification, are permitted provided that the following conditions are

* met:

*

* Redistributions of source code must retain the above copyright

* notice, this list of conditions and the following disclaimer.

*

* Redistributions in binary form must reproduce the above copyright

* notice, this list of conditions and the following disclaimer in the

* documentation and/or other materials provided with the distribution.

*

* Neither the name of the modp.com nor the names of its

* contributors may be used to endorse or promote products derived from

* this software without specific prior written permission.

*

* THIS SOFTWARE IS PROVIDED BY THE COPYRIGHT HOLDERS AND CONTRIBUTORS

* "AS IS" AND ANY EXPRESS OR IMPLIED WARRANTIES, INCLUDING, BUT NOT

* LIMITED TO, THE IMPLIED WARRANTIES OF MERCHANTABILITY AND FITNESS FOR

* A PARTICULAR PURPOSE ARE DISCLAIMED. IN NO EVENT SHALL THE COPYRIGHT

* OWNER OR CONTRIBUTORS BE LIABLE FOR ANY DIRECT, INDIRECT, INCIDENTAL,

* SPECIAL, EXEMPLARY, OR CONSEQUENTIAL DAMAGES (INCLUDING, BUT NOT

* LIMITED TO, PROCUREMENT OF SUBSTITUTE GOODS OR SERVICES; LOSS OF USE,

* DATA, OR PROFITS; OR BUSINESS INTERRUPTION) HOWEVER CAUSED AND ON ANY

* THEORY OF LIABILITY, WHETHER IN CONTRACT, STRICT LIABILITY, OR TORT

* (INCLUDING NEGLIGENCE OR OTHERWISE) ARISING IN ANY WAY OUT OF THE USE

* OF THIS SOFTWARE, EVEN IF ADVISED OF THE POSSIBILITY OF SUCH DAMAGE.

Mojo

URL: <https://github.com/domokit/mojo>

// Copyright 2014 The Chromium Authors. All rights reserved.

//

// Redistribution and use in source and binary forms, with or without

// modification, are permitted provided that the following conditions are

// met:

//

// * Redistributions of source code must retain the above copyright

// notice, this list of conditions and the following disclaimer.

// * Redistributions in binary form must reproduce the above

// copyright notice, this list of conditions and the following disclaimer

// in the documentation and/or other materials provided with the

// distribution.

// * Neither the name of Google Inc. nor the names of its

// contributors may be used to endorse or promote products derived from


```
// this software without specific prior written
permission.

//
// THIS SOFTWARE IS PROVIDED BY THE
COPYRIGHT HOLDERS AND CONTRIBUTORS
// "AS IS" AND ANY EXPRESS OR IMPLIED
WARRANTIES, INCLUDING, BUT NOT
// LIMITED TO, THE IMPLIED WARRANTIES OF
MERCHANTABILITY AND FITNESS FOR
// A PARTICULAR PURPOSE ARE DISCLAIMED. IN NO
EVENT SHALL THE COPYRIGHT
// OWNER OR CONTRIBUTORS BE LIABLE FOR ANY
DIRECT, INDIRECT, INCIDENTAL,
// SPECIAL, EXEMPLARY, OR CONSEQUENTIAL
DAMAGES (INCLUDING, BUT NOT
// LIMITED TO, PROCUREMENT OF SUBSTITUTE
GOODS OR SERVICES; LOSS OF USE,
// DATA, OR PROFITS; OR BUSINESS
INTERRUPTION) HOWEVER CAUSED AND ON ANY
// THEORY OF LIABILITY, WHETHER IN CONTRACT,
STRICT LIABILITY, OR TORT
// (INCLUDING NEGLIGENCE OR OTHERWISE)
ARISING IN ANY WAY OUT OF THE USE
// OF THIS SOFTWARE, EVEN IF ADVISED OF THE
POSSIBILITY OF SUCH DAMAGE.
```

mt19937ar

URL: <http://www.math.sci.hiroshima-u.ac.jp/m-mat/MT/MT2002/emt19937ar.html>

A C-program for MT19937, with initialization improved 2002/1/26.

Coded by Takuji Nishimura and Makoto Matsumoto.

Before using, initialize the state by using `init_genrand(seed)`

or `init_by_array(init_key, key_length)`.

Copyright (C) 1997 - 2002, Makoto Matsumoto and Takuji Nishimura,

All rights reserved.

Redistribution and use in source and binary forms, with or without

modification, are permitted provided that the following conditions

are met:

1. Redistributions of source code must retain the above copyright

notice, this list of conditions and the following disclaimer.

2. Redistributions in binary form must reproduce the above copyright

notice, this list of conditions and the following disclaimer in the

documentation and/or other materials provided with the distribution.

3. The names of its contributors may not be used to endorse or promote

products derived from this software without specific prior written

permission.

THIS SOFTWARE IS PROVIDED BY THE COPYRIGHT HOLDERS AND CONTRIBUTORS

"AS IS" AND ANY EXPRESS OR IMPLIED WARRANTIES, INCLUDING, BUT NOT

LIMITED TO, THE IMPLIED WARRANTIES OF MERCHANTABILITY AND FITNESS FOR

A PARTICULAR PURPOSE ARE DISCLAIMED. IN NO EVENT SHALL THE COPYRIGHT OWNER OR

CONTRIBUTORS BE LIABLE FOR ANY DIRECT, INDIRECT, INCIDENTAL, SPECIAL,

EXEMPLARY, OR CONSEQUENTIAL DAMAGES (INCLUDING, BUT NOT LIMITED TO,

PROCUREMENT OF SUBSTITUTE GOODS OR SERVICES; LOSS OF USE, DATA, OR

PROFITS; OR BUSINESS INTERRUPTION) HOWEVER CAUSED AND ON ANY THEORY OF

LIABILITY, WHETHER IN CONTRACT, STRICT LIABILITY, OR TORT (INCLUDING

NEGLIGENCE OR OTHERWISE) ARISING IN ANY WAY OUT OF THE USE OF THIS

SOFTWARE, EVEN IF ADVISED OF THE POSSIBILITY OF SUCH DAMAGE.

Netscape Plugin Application Programming Interface (NPAPI)

URL: <http://mxr.mozilla.org/mozilla-central/source/modules/plugin/base/public/>

Version: MPL 1.1/GPL 2.0/LGPL 2.1

The contents of this file are subject to the Mozilla Public License Version

the License. You may obtain a copy of the License at <http://www.mozilla.org/MPL/>

Software distributed under the License is distributed on an "AS IS" basis,

WITHOUT WARRANTY OF ANY KIND, either express or implied. See the License

for the specific language governing rights and limitations under the

The Original Code is mozilla.org code.

The Initial Developer of the Original Code is Netscape Communications Corporation.

Portions created by the Initial Developer are Copyright (C) 1998

the Initial Developer. All Rights Reserved.

Contributor(s):

Alternatively, the contents of this file may be used under the terms of

either the GNU General Public License Version 2 or later (the "GPL"), or

the GNU Lesser General Public License Version 2.1 or later (the "LGPL"),

in which case the provisions of the GPL or the LGPL are applicable instead

of those above. If you wish to allow use of your version of this file only

under the terms of either the GPL or the LGPL, and not to allow others to

use your version of this file under the terms of the MPL, indicate your

decision by deleting the provisions above and replace them with the notice

and other provisions required by the GPL or the LGPL. If you do not delete

the provisions above, a recipient may use your version of this file under

the terms of any one of the MPL, the GPL or the LGPL.

OpenMAX DL

URL:

<https://silver.arm.com/download/Software/Graphics/OX000-BU-00010-r1p0-00bet0/OX000-BU-00010-r1p0-00bet0.tgz>

Use of this source code is governed by a BSD-style license that can be

found in the LICENSE file in the root of the source tree. All

contributing project authors may be found in the AUTHORS file in the

root of the source tree.

The files were originally licensed by ARM Limited.

The following files:

* dl/api/omxtypes.h

* dl/sp/api/omxSP.h

are licensed by Khronos:

Copyright © 2005–2008 The Khronos Group Inc. All Rights Reserved.

These materials are protected by copyright laws and contain material

proprietary to the Khronos Group, Inc. You may use these materials

for implementing Khronos specifications, without altering or removing

any trademark, copyright or other notice from the specification.

Khronos Group makes no, and expressly disclaims any, representations

or warranties, express or implied, regarding these materials, including,

without limitation, any implied warranties of merchantability or fitness

for a particular purpose or non-infringement of any intellectual property.

Khronos Group makes no, and expressly disclaims any, warranties, express

or implied, regarding the correctness, accuracy, completeness, timeliness,

and reliability of these materials.

Under no circumstances will the Khronos Group, or any of its Promoters,

Contributors or Members or their respective partners, officers, directors,

employees, agents or representatives be liable for any damages, whether

direct, indirect, special or consequential damages for lost revenues,

lost profits, or otherwise, arising from or in connection with these

Khronos and OpenMAX are trademarks of the Khronos Group Inc.

opus

URL: <http://git.xiph.org/?p=opus.git>

Copyright 2001-2011 Xiph.Org, Skype Limited, Octasic,

Jean-Marc Valin, Timothy

B. Terriberry,

CSIRO, Gregory Maxwell,

Mark Borgerding,

Erik de Castro Lopo

Redistribution and use in source and binary forms, with or without

modification, are permitted provided that the following conditions

are met:

- Redistributions of source code must retain the above copyright

notice, this list of conditions and the following disclaimer.

- Redistributions in binary form must reproduce the above copyright

notice, this list of conditions and the following disclaimer in the

documentation and/or other materials provided with the distribution.

- Neither the name of Internet Society, IETF or IETF Trust, nor the

names of specific contributors, may be used to endorse or promote

products derived from this software without specific prior written

THIS SOFTWARE IS PROVIDED BY THE COPYRIGHT HOLDERS AND CONTRIBUTORS

“AS IS” AND ANY EXPRESS OR IMPLIED WARRANTIES, INCLUDING, BUT NOT

LIMITED TO, THE IMPLIED WARRANTIES OF MERCHANTABILITY AND FITNESS FOR

A PARTICULAR PURPOSE ARE DISCLAIMED. IN NO EVENT SHALL THE COPYRIGHT OWNER

OR CONTRIBUTORS BE LIABLE FOR ANY DIRECT, INDIRECT, INCIDENTAL, SPECIAL,

EXEMPLARY, OR CONSEQUENTIAL DAMAGES (INCLUDING, BUT NOT LIMITED TO,

PROCUREMENT OF SUBSTITUTE GOODS OR SERVICES; LOSS OF USE, DATA, OR

PROFITS; OR BUSINESS INTERRUPTION) HOWEVER CAUSED AND ON ANY THEORY OF

LIABILITY, WHETHER IN CONTRACT, STRICT LIABILITY, OR TORT (INCLUDING

NEGLIGENCE OR OTHERWISE) ARISING IN ANY WAY OUT OF THE USE OF THIS

SOFTWARE, EVEN IF ADVISED OF THE POSSIBILITY OF SUCH DAMAGE.

Opus is subject to the royalty-free patent licenses which are

specified at:

<https://datatracker.ietf.org/ipr/1524/>

Microsoft Corporation:

<https://datatracker.ietf.org/ipr/1914/>

Broadcom Corporation:

<https://datatracker.ietf.org/ipr/1526/>

OTS (OpenType Sanitizer)

URL: <https://github.com/khaledhosny/ots.git>

PLY (Python Lex-Yacc)

URL: <http://www.dabeaz.com/ply/ply-3.4.tar.gz>

PLY (Python Lex-Yacc)
Version 3.4

Protocol Buffers

URL: <http://protobuf.googlecode.com/svn/trunk>

Code generated by the Protocol Buffer compiler is owned by the owner

of the input file used when generating it. This code is not

standalone and requires a support library to be linked with it. This

support library is itself covered by the above license.

Quick Color Management System

URL: <https://github.com/jrmuizel/qcms/tree/v4>

qcms

Copyright (C) 2009 Mozilla Corporation

Copyright (C) 1998-2007 Marti Maria

Permission is hereby granted, free of charge, to any person obtaining

a copy of this software and associated documentation files (the "Software"),

to deal in the Software without restriction, including without limitation

the rights to use, copy, modify, merge, publish, distribute, sublicense,

and/or sell copies of the Software, and to permit persons to whom the Software

is furnished to do so, subject to the following conditions:

The above copyright notice and this permission notice shall be included in

all copies or substantial portions of the Software.

THE SOFTWARE IS PROVIDED "AS IS", WITHOUT WARRANTY OF ANY KIND,

EXPRESS OR IMPLIED, INCLUDING BUT NOT LIMITED TO

THE WARRANTIES OF MERCHANTABILITY, FITNESS FOR A PARTICULAR PURPOSE AND

LIABLE FOR ANY CLAIM, DAMAGES OR OTHER LIABILITY, WHETHER IN AN ACTION

OF CONTRACT, TORT OR OTHERWISE, ARISING FROM, OUT OF OR IN CONNECTION

WITH THE SOFTWARE OR THE USE OR OTHER DEALINGS IN THE SOFTWARE.

re2 - an efficient, principled regular expression library

URL: <https://github.com/google/re2>

sfntly

URL: <https://github.com/googlei18n/sfntly>

Skia

URL: <https://skia.org/>

Some files under resources are under the following license:

Unlimited Commercial Use

We try to make it clear that you may use all clipart from Openclipart even for unlimited commercial use. We believe that giving away our images is a great way to share with the world our talents and that will come back around in a better form.

May I Use Openclipart for?

We put together a small chart of as many possibilities and questions we have heard from people asking how they may use Openclipart. If you have an additional question, please email love@openclipart.org.

All Clipart are Released into the Public Domain.

Each artist at Openclipart releases all rights to the images they share at Openclipart. The reason is so that there is no friction in using and sharing images authors make available at this website so that each artist might also receive the same benefit in using other artists clipart totally for any possible reason.

SMHasher

URL: <http://code.google.com/p/smhasher/>

Snappy: A fast compressor/decompressor

URL: <http://google.github.io/snappy/>

sqlite

URL: <http://sqlite.org/>

The author disclaims copyright to this source code.
In place of a legal notice, here is a blessing:

May you do good and not evil.

May you find forgiveness for yourself and forgive others.

May you share freely, never taking more than you give.

tcmmalloc

URL: <http://gperftools.googlecode.com/>

The USB ID Repository

URL: <http://www.linux-usb.org/usb-ids.html>

Copyright (c) 2012, Linux USB Project

All rights reserved.

Redistribution and use in source and binary forms, with or without modification, are permitted provided that the following conditions are met:

- o Redistributions of source code must retain the above copyright notice, this list of conditions and the following disclaimer.
- o Redistributions in binary form must reproduce the above copyright notice, this list of conditions and the following disclaimer in the documentation and/or other materials provided with the distribution.
- o Neither the name of the Linux USB Project nor the names of its contributors may be used to endorse or promote products derived from this software without specific prior written permission.

THIS SOFTWARE IS PROVIDED BY THE COPYRIGHT HOLDERS AND CONTRIBUTORS "AS IS" AND ANY EXPRESS OR IMPLIED WARRANTIES, INCLUDING, BUT NOT LIMITED TO, THE IMPLIED WARRANTIES OF MERCHANTABILITY AND FITNESS FOR A PARTICULAR PURPOSE ARE DISCLAIMED. IN NO

EVENT SHALL THE COPYRIGHT HOLDER OR CONTRIBUTORS BE LIABLE FOR ANY DIRECT, INDIRECT, INCIDENTAL, SPECIAL, EXEMPLARY, OR CONSEQUENTIAL DAMAGES (INCLUDING, BUT NOT LIMITED TO, PROCUREMENT OF SUBSTITUTE GOODS OR SERVICES; LOSS OF USE, DATA, OR PROFITS; OR BUSINESS INTERRUPTION) HOWEVER CAUSED AND ON ANY THEORY OF LIABILITY, WHETHER IN CONTRACT, STRICT LIABILITY, OR TORT (INCLUDING NEGLIGENCE OR OTHERWISE) ARISING IN ANY WAY OUT OF THE USE OF THIS SOFTWARE, EVEN IF ADVISED OF THE POSSIBILITY OF SUCH DAMAGE.

usrstcp

URL: <http://github.com/sctplab/usrstcp>

(Copied from the COPYRIGHT file of <https://code.google.com/p/sctp-refimpl/source/browse/trunk/COPYRIGHT>)

Copyright (c) 2001, 2002 Cisco Systems, Inc.
Copyright (c) 2002-12 Randall R. Stewart
Copyright (c) 2002-12 Michael Tuexen
All rights reserved.

Redistribution and use in source and binary forms, with or without modification, are permitted provided that the following conditions are met:

- o notice, this list of conditions and the following disclaimer.
- o notice, this list of conditions and the following disclaimer in the documentation and/or other materials provided with the distribution.

THIS SOFTWARE IS PROVIDED BY THE AUTHOR AND CONTRIBUTORS "AS IS" AND ANY EXPRESS OR IMPLIED WARRANTIES, INCLUDING, BUT NOT LIMITED TO, THE IMPLIED WARRANTIES OF MERCHANTABILITY AND FITNESS FOR A PARTICULAR PURPOSE ARE DISCLAIMED. IN NO EVENT SHALL THE

AUTHOR OR CONTRIBUTORS BE LIABLE FOR ANY DIRECT, INDIRECT, INCIDENTAL, SPECIAL, EXEMPLARY, OR CONSEQUENTIAL DAMAGES (INCLUDING, BUT NOT LIMITED TO, PROCUREMENT OF SUBSTITUTE GOODS OR SERVICES; LOSS OF USE, DATA, OR PROFITS; OR BUSINESS INTERRUPTION) HOWEVER CAUSED AND ON ANY THEORY OF LIABILITY, WHETHER IN CONTRACT, STRICT LIABILITY, OR TORT (INCLUDING NEGLIGENCE OR OTHERWISE) ARISING IN ANY WAY OUT OF THE USE OF THIS SOFTWARE, EVEN IF ADVISED OF THE POSSIBILITY OF SUCH DAMAGE.

wayland

URL: <http://wayland.freedesktop.org/>

Copyright © 2008–2012 Kristian Høgsberg

Copyright © 2010–2012 Intel Corporation

Copyright © 2011 Benjamin Franzke

Copyright © 2012 Collabora, Ltd.

Permission is hereby granted, free of charge, to any person obtaining a copy of this software and associated documentation files (the "Software"), to deal in the Software without restriction, including without limitation the rights to use, copy, modify, merge, publish, distribute, sublicense, and/or sell copies of the Software, and to permit persons to whom the Software is furnished to do so, subject to the following conditions:

The above copyright notice and this permission notice (including the next paragraph) shall be included in all copies or substantial portions of the

THE SOFTWARE IS PROVIDED "AS IS", WITHOUT WARRANTY OF ANY KIND, EXPRESS OR IMPLIED, INCLUDING BUT NOT LIMITED TO THE WARRANTIES OF MERCHANTABILITY, FITNESS FOR A PARTICULAR PURPOSE AND NONINFRINGEMENT. IN NO EVENT SHALL

THE AUTHORS OR COPYRIGHT HOLDERS BE LIABLE FOR ANY CLAIM, DAMAGES OR OTHER LIABILITY, WHETHER IN AN ACTION OF CONTRACT, TORT OR OTHERWISE, ARISING FROM, OUT OF OR IN CONNECTION WITH THE SOFTWARE OR THE USE OR OTHER DEALINGS IN THE SOFTWARE.

The above is the version of the MIT "Expat" License used by X.org:

<http://cgit.freedesktop.org/xorg/xserver/tree/COPYING>

wayland-protocols

URL: <http://wayland.freedesktop.org/>

Copyright © 2008–2013 Kristian Høgsberg

Copyright © 2010–2013 Intel Corporation

Copyright © 2013 Rafael Antognolli

Copyright © 2013 Jasper St. Pierre

Copyright © 2014 Jonas Ådahl

Copyright © 2014 Jason Ekstrand

Copyright © 2014–2015 Collabora, Ltd.

Copyright © 2015 Red Hat Inc.

Permission is hereby granted, free of charge, to any person obtaining a copy of this software and associated documentation files (the "Software"), to deal in the Software without restriction, including without limitation the rights to use, copy, modify, merge, publish, distribute, sublicense, and/or sell copies of the Software, and to permit persons to whom the Software is furnished to do so, subject to the following conditions:

The above copyright notice and this permission notice (including the next paragraph) shall be included in all copies or substantial portions of the

THE SOFTWARE IS PROVIDED "AS IS", WITHOUT WARRANTY OF ANY KIND, EXPRESS OR IMPLIED, INCLUDING BUT NOT LIMITED TO THE WARRANTIES OF MERCHANTABILITY, FITNESS FOR A PARTICULAR PURPOSE AND NONINFRINGEMENT. IN NO EVENT SHALL THE AUTHORS OR COPYRIGHT HOLDERS BE LIABLE FOR ANY CLAIM, DAMAGES OR OTHER LIABILITY, WHETHER IN AN ACTION OF CONTRACT, TORT OR OTHERWISE, ARISING FROM, OUT OF OR IN CONNECTION WITH THE SOFTWARE OR THE USE OR OTHER DEALINGS IN THE SOFTWARE.

The above is the version of the MIT "Expat" License used by X.org:

<http://cgit.freedesktop.org/xorg/xserver/tree/COPYING>

Web Animations JS

URL: <https://github.com/web-animations/web-animations-js>

WebRTC

URL: <http://www.webrtc.org>

Copyright (c) 2011, The WebRTC project authors. All rights reserved.

Redistribution and use in source and binary forms, with or without

modification, are permitted provided that the following conditions are

met:

* Redistributions of source code must retain the above copyright

notice, this list of conditions and the following disclaimer.

* Redistributions in binary form must reproduce the

above copyright

notice, this list of conditions and the following disclaimer in

the documentation and/or other materials provided with the

distribution.

* Neither the name of Google nor the names of its contributors may

be used to endorse or promote products derived from this software

without specific prior written permission.

THIS SOFTWARE IS PROVIDED BY THE COPYRIGHT HOLDERS AND CONTRIBUTORS

"AS IS" AND ANY EXPRESS OR IMPLIED WARRANTIES, INCLUDING, BUT NOT

LIMITED TO, THE IMPLIED WARRANTIES OF MERCHANTABILITY AND FITNESS FOR

A PARTICULAR PURPOSE ARE DISCLAIMED. IN NO EVENT SHALL THE COPYRIGHT

HOLDER OR CONTRIBUTORS BE LIABLE FOR ANY DIRECT, INDIRECT, INCIDENTAL,

SPECIAL, EXEMPLARY, OR CONSEQUENTIAL DAMAGES (INCLUDING, BUT NOT

LIMITED TO, PROCUREMENT OF SUBSTITUTE GOODS OR SERVICES; LOSS OF USE,

DATA, OR PROFITS; OR BUSINESS INTERRUPTION) HOWEVER CAUSED AND ON ANY

THEORY OF LIABILITY, WHETHER IN CONTRACT, STRICT LIABILITY, OR TORT

(INCLUDING NEGLIGENCE OR OTHERWISE) ARISING IN ANY WAY OUT OF THE USE

OF THIS SOFTWARE, EVEN IF ADVISED OF THE POSSIBILITY OF SUCH DAMAGE.

x86inc

URL:

<http://git.videolan.org/?p=x264.git;a=blob:f=common/x86/x86inc.asm>

```
*****  
,  
*****
```

```
;* x86inc.asm
```

```
*****  
,  
*****
```

```
;* Copyright (C) 2005-2011 x264 project
```



```

.*
;
; * Authors: Loren Merritt <lorenm@u.washington.edu>
;
; * Anton Mitrofanov
; <BugMaster@narod.ru>
;
; * Jason Garrett-Glaser
; <darkshikari@gmail.com>
;
.*
;
; * Permission to use, copy, modify, and/or distribute
; this software for any
;
; * purpose with or without fee is hereby granted,
; provided that the above
;
; * copyright notice and this permission notice appear
; in all copies.
;
.*
;
; * THE SOFTWARE IS PROVIDED "AS IS" AND THE
; AUTHOR DISCLAIMS ALL WARRANTIES
;
; * WITH REGARD TO THIS SOFTWARE INCLUDING
; ALL IMPLIED WARRANTIES OF
;
; * MERCHANTABILITY AND FITNESS. IN NO EVENT
; SHALL THE AUTHOR BE LIABLE FOR
;
; * ANY SPECIAL, DIRECT, INDIRECT, OR
; CONSEQUENTIAL DAMAGES OR ANY DAMAGES
;
; * WHATSOEVER RESULTING FROM LOSS OF USE,
; DATA OR PROFITS, WHETHER IN AN
;
; * ACTION OF CONTRACT, NEGLIGENCE OR OTHER
; TORTIOUS ACTION, ARISING OUT OF
;
; * OR IN CONNECTION WITH THE USE OR
; PERFORMANCE OF THIS SOFTWARE.
;
; *****
; *****

```

```

; This is a header file for the x264ASM assembly
; language, which uses
;
; NASM/YASM syntax combined with a large number
; of macros to provide easy
;
; abstraction between different calling conventions
; (x86_32, win64, linux64).
;
; It also has various other useful features to simplify
; writing the kind of
;
; DSP functions that are most often used in x264.
;
;
; Unlike the rest of x264, this file is available under an
; ISC license, as it
;
; has significant usefulness outside of x264 and we
; want it to be available
;
; to the largest audience possible. Of course, if you
; modify it for your own
;
; purposes to add a new feature, we strongly

```

```

encourage contributing a patch
; as this feature might be useful for others as well.
Send patches or ideas
; to x264-devel@videolan.org .

```

```

zlib
URL: http://zlib.net/

```

```

/* zlib.h -- interface of the 'zlib' general purpose
compression library
version 1.2.4, March 14th, 2010

```

```

Copyright (C) 1995-2010 Jean-loup Gailly and Mark
Adler

```

```

This software is provided 'as-is', without any
express or implied
warranty. In no event will the authors be held
liable for any damages
arising from the use of this software.

```

```

Permission is granted to anyone to use this
software for any purpose,
including commercial applications, and to alter it
and redistribute it
freely, subject to the following restrictions:

```

1. The origin of this software must not be misrepresented; you must not claim that you wrote the original software. If you use this software in a product, an acknowledgment in the product documentation would be appreciated but is not required.
2. Altered source versions must be plainly marked as such, and must not be misrepresented as being the original software.
3. This notice may not be removed or altered from any source distribution.

```

Jean-loup Gailly
Mark Adler

```

```

*/

```


url_parse

URL: <http://mxr.mozilla.org/comm-central/source/mozilla/netwerk/base/src/nsURLParsers.cpp>

Copyright 2007, Google Inc.

All rights reserved.

Redistribution and use in source and binary forms, with or without

modification, are permitted provided that the following conditions are

met:

* Redistributions of source code must retain the above copyright

notice, this list of conditions and the following disclaimer.

* Redistributions in binary form must reproduce the above

copyright notice, this list of conditions and the following disclaimer

in the documentation and/or other materials provided with the

* Neither the name of Google Inc. nor the names of its

contributors may be used to endorse or promote products derived from

this software without specific prior written permission.

THIS SOFTWARE IS PROVIDED BY THE COPYRIGHT HOLDERS AND CONTRIBUTORS

"AS IS" AND ANY EXPRESS OR IMPLIED WARRANTIES, INCLUDING, BUT NOT

LIMITED TO, THE IMPLIED WARRANTIES OF MERCHANTABILITY AND FITNESS FOR

A PARTICULAR PURPOSE ARE DISCLAIMED. IN NO EVENT SHALL THE COPYRIGHT

OWNER OR CONTRIBUTORS BE LIABLE FOR ANY DIRECT, INDIRECT, INCIDENTAL,

SPECIAL, EXEMPLARY, OR CONSEQUENTIAL DAMAGES (INCLUDING, BUT NOT

LIMITED TO, PROCUREMENT OF SUBSTITUTE GOODS OR SERVICES; LOSS OF USE,

DATA, OR PROFITS; OR BUSINESS INTERRUPTION) HOWEVER CAUSED AND ON ANY

THEORY OF LIABILITY, WHETHER IN CONTRACT,

STRICT LIABILITY, OR TORT

(INCLUDING NEGLIGENCE OR OTHERWISE) ARISING IN ANY WAY OUT OF THE USE

OF THIS SOFTWARE, EVEN IF ADVISED OF THE POSSIBILITY OF SUCH DAMAGE.

The file url_parse.cc is based on nsURLParsers.cc from Mozilla. This file is

licensed separately as follows:

The contents of this file are subject to the Mozilla Public License Version

the License. You may obtain a copy of the License at <http://www.mozilla.org/MPL/>

Software distributed under the License is distributed on an "AS IS" basis,

WITHOUT WARRANTY OF ANY KIND, either express or implied. See the License

for the specific language governing rights and limitations under the

The Original Code is mozilla.org code.

The Initial Developer of the Original Code is Netscape Communications Corporation.

Portions created by the Initial Developer are Copyright (C) 1998

the Initial Developer. All Rights Reserved.

Contributor(s):

Darin Fisher (original author)

Alternatively, the contents of this file may be used under the terms of

either the GNU General Public License Version 2 or later (the "GPL"), or

the GNU Lesser General Public License Version 2.1 or later (the "LGPL"),

in which case the provisions of the GPL or the LGPL are applicable instead

of those above. If you wish to allow use of your version of this file only

under the terms of either the GPL or the LGPL, and not to allow others to use your version of this file under the terms of the MPL, indicate your decision by deleting the provisions above and replace them with the notice and other provisions required by the GPL or the LGPL. If you do not delete the provisions above, a recipient may use your version of this file under the terms of any one of the MPL, the GPL or the LGPL.

V8 JavaScript Engine

URL: <http://code.google.com/p/v8>

This license applies to all parts of V8 that are not externally

maintained libraries. The externally maintained libraries used by V8

are:

- PCRE test suite, located in `test/mjsunit/third_party/regexp-pcre/regexp-pcre.js`. This is based on the test suite from PCRE-7.3, which is copyrighted by the University of Cambridge and Google, Inc. The copyright notice and license are embedded in `regexp-pcre.js`.

- Layout tests, located in `test/mjsunit/third_party/object-keys`. These are based on layout tests from `webkit.org` which are copyrighted by Apple Computer, Inc. and released under a 3-clause BSD license.

- Strongtalk assembler, the basis of the files `assembler-arm-inl.h`, `assembler-arm.cc`, `assembler-arm.h`, `assembler-ia32-inl.h`, `assembler-ia32.cc`, `assembler-ia32.h`, `assembler-x64-inl.h`, `assembler-x64.cc`, `assembler-x64.h`, `assembler-mips-inl.h`, `assembler-mips.cc`, `assembler-mips.h`,

`assembler.cc` and `assembler.h`.

This code is copyrighted by Sun Microsystems Inc. and released under a 3-clause BSD license.

- Valgrind client API header, located at `third_party/valgrind/valgrind.h`

This is release under the BSD license.

These libraries have their own licenses; we recommend you read them,

as their terms may differ from the terms below.

Further license information can be found in LICENSE files located in

sub-directories.

Copyright 2014, the V8 project authors. All rights reserved.

Redistribution and use in source and binary forms, with or without

modification, are permitted provided that the following conditions are

met:

- * Redistributions of source code must retain the above copyright

- notice, this list of conditions and the following disclaimer.

- * Redistributions in binary form must reproduce the above

- copyright notice, this list of conditions and the following

- disclaimer in the documentation and/or other materials provided

- with the distribution.

- * Neither the name of Google Inc. nor the names of its

- contributors may be used to endorse or promote products derived

- from this software without specific prior written permission.

THIS SOFTWARE IS PROVIDED BY THE COPYRIGHT HOLDERS AND CONTRIBUTORS

"AS IS" AND ANY EXPRESS OR IMPLIED WARRANTIES, INCLUDING, BUT NOT

LIMITED TO, THE IMPLIED WARRANTIES OF MERCHANTABILITY AND FITNESS FOR A PARTICULAR PURPOSE ARE DISCLAIMED. IN NO EVENT SHALL THE COPYRIGHT OWNER OR CONTRIBUTORS BE LIABLE FOR ANY DIRECT, INDIRECT, INCIDENTAL, SPECIAL, EXEMPLARY, OR CONSEQUENTIAL DAMAGES (INCLUDING, BUT NOT LIMITED TO, PROCUREMENT OF SUBSTITUTE GOODS OR SERVICES; LOSS OF USE, DATA, OR PROFITS; OR BUSINESS INTERRUPTION) HOWEVER CAUSED AND ON ANY THEORY OF LIABILITY, WHETHER IN CONTRACT, STRICT LIABILITY, OR TORT (INCLUDING NEGLIGENCE OR OTHERWISE) ARISING IN ANY WAY OUT OF THE USE OF THIS SOFTWARE, EVEN IF ADVISED OF THE POSSIBILITY OF SUCH DAMAGE.

fdlibm

URL: <http://www.netlib.org/fdlibm/>

Copyright (C) 1993-2004 by Sun Microsystems, Inc. All rights reserved.

Developed at SunSoft, a Sun Microsystems, Inc. business.

Permission to use, copy, modify, and distribute this software is freely granted, provided that this notice is preserved.

Strongtalk

URL: <http://www.strongtalk.org/>

Copyright (c) 1994-2006 Sun Microsystems Inc. All Rights Reserved.

Redistribution and use in source and binary forms, with or without

modification, are permitted provided that the following conditions are

met:

- Redistributions of source code must retain the above copyright notice, this list of conditions and the following disclaimer.

- Redistribution in binary form must reproduce the above copyright

notice, this list of conditions and the following disclaimer in the

documentation and/or other materials provided with the distribution.

- Neither the name of Sun Microsystems or the names of contributors may

be used to endorse or promote products derived from this software without

specific prior written permission.

THIS SOFTWARE IS PROVIDED BY THE COPYRIGHT HOLDERS AND CONTRIBUTORS "AS

IS" AND ANY EXPRESS OR IMPLIED WARRANTIES, INCLUDING, BUT NOT LIMITED TO,

THE IMPLIED WARRANTIES OF MERCHANTABILITY AND FITNESS FOR A PARTICULAR

PURPOSE ARE DISCLAIMED. IN NO EVENT SHALL THE COPYRIGHT OWNER OR

CONTRIBUTORS BE LIABLE FOR ANY DIRECT, INDIRECT, INCIDENTAL, SPECIAL,

EXEMPLARY, OR CONSEQUENTIAL DAMAGES (INCLUDING, BUT NOT LIMITED TO,

PROCUREMENT OF SUBSTITUTE GOODS OR SERVICES; LOSS OF USE, DATA, OR

PROFITS; OR BUSINESS INTERRUPTION) HOWEVER CAUSED AND ON ANY THEORY OF

LIABILITY, WHETHER IN CONTRACT, STRICT LIABILITY, OR TORT (INCLUDING

NEGLIGENCE OR OTHERWISE) ARISING IN ANY WAY OUT OF THE USE OF THIS

SOFTWARE, EVEN IF ADVISED OF THE POSSIBILITY OF SUCH DAMAGE.

Extra bundled binaries

name License

libcap URL:

<https://sites.google.com/site/fullycapable/>

Unless otherwise *explicitly* stated, the following text describes the

licensed conditions under which the contents of this libcap release

may be used and distributed:

Redistribution and use in source and binary forms of libcap, with

or without modification, are permitted provided that the following

conditions are met:

notice, and this entire permission notice in its entirety,

including the disclaimer of warranties.

copyright notices, this list of conditions, and the following

disclaimer in the documentation and/or other materials provided

with the distribution.

products derived from this software without their specific prior

written permission.

ALTERNATIVELY, this product may be distributed under the terms of the

GNU General Public License (v2.0 - see below), in which case the

provisions of the GNU GPL are required INSTEAD OF the above restrictions.

(This clause is necessary due to a potential conflict between the GNU GPL and the restrictions contained in a BSD-style

THIS SOFTWARE IS PROVIDED "AS IS" AND ANY EXPRESS OR IMPLIED

WARRANTIES, INCLUDING, BUT NOT LIMITED TO, THE IMPLIED WARRANTIES OF

MERCHANTABILITY AND FITNESS FOR A PARTICULAR PURPOSE ARE DISCLAIMED.

IN NO EVENT SHALL THE AUTHOR(S) BE LIABLE FOR ANY DIRECT, INDIRECT,

INCIDENTAL, SPECIAL, EXEMPLARY, OR CONSEQUENTIAL DAMAGES (INCLUDING,

BUT NOT LIMITED TO, PROCUREMENT OF SUBSTITUTE GOODS OR SERVICES; LOSS

OF USE, DATA, OR PROFITS; OR BUSINESS

INTERRUPTION) HOWEVER CAUSED AND

ON ANY THEORY OF LIABILITY, WHETHER IN CONTRACT, STRICT LIABILITY, OR

TORT (INCLUDING NEGLIGENCE OR OTHERWISE) ARISING IN ANY WAY OUT OF THE

USE OF THIS SOFTWARE, EVEN IF ADVISED OF THE POSSIBILITY OF SUCH DAMAGE.

libnsspem

URL: <https://git.fedorahosted.org/cgit/nss-pem.git>

/* ***** BEGIN LICENSE BLOCK *****

* Version: MPL 1.1/GPL 2.0/LGPL 2.1

*

* The contents of this file are subject to the Mozilla Public License Version

* 1.1 (the "License"); you may not use this file except in compliance with

* the License. You may obtain a copy of the License at

* <http://www.mozilla.org/MPL/>

*

* Software distributed under the License is distributed on an "AS IS" basis,

* WITHOUT WARRANTY OF ANY KIND, either express or implied. See the License

* for the specific language governing rights and limitations under the

* License.

*

* The Original Code is the Netscape security libraries.

*

* The Initial Developer of the Original Code is

* Netscape Communications Corporation.

* Portions created by the Initial Developer are Copyright (C) 1994-2000

* the Initial Developer. All Rights Reserved.

*

* Contributor(s):

* Rob Crittenden (rcritten@redhat.com)

*

* Alternatively, the contents of this file may be used under the terms of

* either the GNU General Public License Version 2 or later (the "GPL"), or

* the GNU Lesser General Public License Version 2.1 or later (the "LGPL"),

* in which case the provisions of the GPL or the LGPL are applicable instead

* of those above. If you wish to allow use of your version of this file only

* under the terms of either the GPL or the LGPL, and not to allow others to

* use your version of this file under the terms of the MPL, indicate your

* decision by deleting the provisions above and replace them with the notice

* and other provisions required by the GPL or the LGPL. If you do not delete

* the provisions above, a recipient may use your version of this file under

* the terms of any one of the MPL, the GPL or the LGPL.

* ***** END LICENSE BLOCK ***** */

Return to Documentation index.

© Opera TV AS 2015. Confidential information of Opera TV.

BSD LICENSE

Redistribution and use in source and binary forms, with or without modification, are permitted provided that the following conditions are met:

THIS SOFTWARE IS PROVIDED BY THE REGENTS AND CONTRIBUTORS "AS IS" AND ANY EXPRESS OR IMPLIED WARRANTIES, INCLUDING, BUT NOT LIMITED TO, THE IMPLIED WARRANTIES OF MERCHANTABILITY AND FITNESS FOR A PARTICULAR PURPOSE ARE DISCLAIMED. IN NO EVENT SHALL THE REGENTS OR CONTRIBUTORS BE LIABLE FOR ANY DIRECT, INDIRECT, INCIDENTAL, SPECIAL, EXEMPLARY, OR CONSEQUENTIAL DAMAGES (INCLUDING, BUT NOT LIMITED TO, PROCUREMENT OF SUBSTITUTE GOODS OR SERVICES; LOSS OF USE, DATA, OR PROFITS; OR BUSINESS INTERRUPTION) HOWEVER CAUSED AND ON ANY THEORY OF LIABILITY, WHETHER IN CONTRACT, STRICT LIABILITY, OR TORT (INCLUDING NEGLIGENCE OR OTHERWISE) ARISING IN ANY WAY OUT OF THE USE OF THIS SOFTWARE, EVEN IF ADVISED OF THE POSSIBILITY OF SUCH DAMAGE.

MIT LICENSE

Permission is hereby granted, free of charge, to any person obtaining

a copy of this software and associated documentation files (the

"Software"), to deal in the Software without restriction, including

without limitation the rights to use, copy, modify, merge, publish,

distribute, sublicense, and/or sell copies of the Software, and to

permit persons to whom the Software is furnished to do so, subject to

the following conditions:

The above copyright notice and this permission notice shall be included

in all copies or substantial portions of the Software.

THE SOFTWARE IS PROVIDED "AS IS", WITHOUT WARRANTY OF ANY KIND,

EXPRESS OR IMPLIED, INCLUDING BUT NOT LIMITED TO THE WARRANTIES OF

MERCHANTABILITY, FITNESS FOR A PARTICULAR PURPOSE AND NONINFRINGEMENT.

IN NO EVENT SHALL THE AUTHORS OR COPYRIGHT HOLDERS BE LIABLE FOR ANY

CLAIM, DAMAGES OR OTHER LIABILITY, WHETHER IN AN ACTION OF CONTRACT,

TORT OR OTHERWISE, ARISING FROM, OUT OF OR IN CONNECTION WITH THE

SOFTWARE OR THE USE OR OTHER DEALINGS IN THE SOFTWARE.

This copy of the libpng notices is provided for your convenience. In case of

any discrepancy between this copy and the notices in the file png.h that is

included in the libpng distribution, the latter shall prevail.

COPYRIGHT NOTICE, DISCLAIMER, and LICENSE:

If you modify libpng you may insert additional notices immediately following

this sentence.

This code is released under the libpng license.

libpng versions 1.2.6, August 15, 2004, through 1.4.1, February 25, 2010, are

Copyright (c) 2004, 2006-2007 Glenn Randers-Pehrson, and are

distributed according to the same disclaimer and license as libpng-1.2.5

with the following individual added to the list of Contributing Authors

Cosmin Truta

libpng versions 1.0.7, July 1, 2000, through 1.2.5 - October 3, 2002, are

Copyright (c) 2000-2002 Glenn Randers-Pehrson, and are

distributed according to the same disclaimer and license as libpng-1.0.6

with the following individuals added to the list of Contributing Authors

Simon-Pierre Cadieux

Eric S. Raymond

Gilles Vollant

and with the following additions to the disclaimer:

There is no warranty against interference with your enjoyment of the

library or against infringement. There is no warranty that our

efforts or the library will fulfill any of your particular purposes

or needs. This library is provided with all faults, and the entire

risk of satisfactory quality, performance, accuracy, and effort is with

the user.

libpng versions 0.97, January 1998, through 1.0.6, March 20, 2000, are

Copyright (c) 1998, 1999 Glenn Randers-Pehrson, and are

distributed according to the same disclaimer and license as libpng-0.96,

with the following individuals added to the list of Contributing Authors:

Tom Lane

Glenn Randers-Pehrson

Willem van Schaik

libpng versions 0.89, June 1996, through 0.96, May 1997, are

Copyright (c) 1996, 1997 Andreas Dilger

Distributed according to the same disclaimer and license as libpng-0.88,

with the following individuals added to the list of Contributing Authors:

John Bowler

Kevin Bracey

Sam Bushell

Magnus Holmgren

Greg Roelofs

Tom Tanner

libpng versions 0.5, May 1995, through 0.88, January 1996, are

Copyright (c) 1995, 1996 Guy Eric Schalnat, Group 42, Inc.

For the purposes of this copyright and license, "Contributing Authors"

is defined as the following set of individuals:

Andreas Dilger

Dave Martindale

Guy Eric Schalnat

Paul Schmidt

Tim Wegner

The PNG Reference Library is supplied "AS IS". The Contributing Authors

and Group 42, Inc. disclaim all warranties, expressed or implied,

including, without limitation, the warranties of merchantability and of

fitness for any purpose. The Contributing Authors and Group 42, Inc.

assume no liability for direct, indirect, incidental, special, exemplary, or consequential damages, which may result from the use of the PNG

Reference Library, even if advised of the possibility of such damage.

Permission is hereby granted to use, copy, modify, and distribute this

source code, or portions hereof, for any purpose, without fee, subject

to the following restrictions:

be misrepresented as being the original source.

source or altered source distribution.

The Contributing Authors and Group 42, Inc. specifically permit, without

fee, and encourage the use of this source code as a component to

supporting the PNG file format in commercial products. If you use this

source code in a product, acknowledgment is not required but would be

A "png_get_copyright" function is available, for convenient use in "about"

boxes and the like:

```
printf("%s",png_get_copyright(NULL));
```

Also, the PNG logo (in PNG format, of course) is supplied in the

files "pngbar.png.jpg" and "pngbar.jpg (88x31) and "pngnow.png.jpg" (98x31).

Libpng is OSI Certified Open Source Software. OSI Certified Open Source is a

certification mark of the Open Source Initiative.

Glenn Randers-Pehrson

glennrp at users.sourceforge.net

February 25, 2010

This software is based in part on the work of the FreeType Team.

The FreeType Project
LICENSE

2006-Jan-27

Copyright 1996-2002,
2006 by
David Turner, Robert Wilhelm, and
Werner Lemberg

Introduction

=====

The FreeType Project is distributed in several archive packages;

some of them may contain, in addition to the FreeType font engine,

various tools and contributions which rely on, or relate to, the

FreeType Project.

This license applies to all files found in such packages, and

which do not fall under their own explicit license. The license

affects thus the FreeType font engine, the test programs,

documentation and makefiles, at the very least.

This license was inspired by the BSD, Artistic, and IJG

(Independent JPEG Group) licenses, which all encourage inclusion

and use of free software in commercial and freeware products

alike. As a consequence, its main points are that:

o We don't promise that this software works. However, we will be

interested in any kind of bug reports. ('as is' distribution)

o You can use this software for whatever you want, in parts or

full form, without having to pay us. ('royalty-free' usage)

o You may not pretend that you wrote this software. If you use

it, or only parts of it, in a program, you must acknowledge

somewhere in your documentation that you have used the

FreeType code. ('credits')

We specifically permit and encourage the inclusion of this

software, with or without modifications, in commercial products.

We disclaim all warranties covering The FreeType Project and

assume no liability related to The FreeType Project.

Finally, many people asked us for a preferred form for a

credit/disclaimer to use in compliance with this license. We thus

encourage you to use the following text:

Portions of this software are copyright <year> The FreeType

Project (www.freetype.org). All rights reserved.

Please replace <year> with the value from the FreeType version you

actually use.

Legal Terms

=====

Throughout this license, the terms 'package', 'FreeType Project',

and 'FreeType archive' refer to the set of files originally

distributed by the authors (David Turner, Robert Wilhelm, and

Werner Lemberg) as the 'FreeType Project', be they named as alpha,

beta or final release.

'You' refers to the licensee, or person using the project, where

'using' is a generic term including compiling the project's source

code as well as linking it to form a 'program' or 'executable'.

This program is referred to as 'a program using the FreeType

engine'.

This license applies to all files distributed in the original

FreeType Project, including all source code, binaries and

documentation, unless otherwise stated in the file in its

original, unmodified form as distributed in the original archive.

If you are unsure whether or not a particular file is covered by

this license, you must contact us to verify this.

The FreeType Project is copyright (C) 1996-2000 by David Turner,

Robert Wilhelm, and Werner Lemberg. All rights reserved except as

specified below.

THE FREETYPE PROJECT IS PROVIDED 'AS IS' WITHOUT WARRANTY OF ANY

KIND, EITHER EXPRESS OR IMPLIED, INCLUDING, BUT NOT LIMITED TO,

WARRANTIES OF MERCHANTABILITY AND FITNESS FOR A PARTICULAR

PURPOSE. IN NO EVENT WILL ANY OF THE

AUTHORS OR COPYRIGHT HOLDERS

BE LIABLE FOR ANY DAMAGES CAUSED BY THE USE OR THE INABILITY TO

USE, OF THE FREETYPE PROJECT.

This license grants a worldwide, royalty-free, perpetual and

irrevocable right and license to use, execute, perform, compile,

display, copy, create derivative works of, distribute and

sublicense the FreeType Project (in both source and object code

forms) and derivative works thereof for any purpose; and to

authorize others to exercise some or all of the rights granted

herein, subject to the following conditions:

o Redistribution of source code must retain this license file

('FTL.TXT') unaltered; any additions, deletions or changes to

the original files must be clearly indicated in accompanying

documentation. The copyright notices of the unaltered,

original files must be preserved in all copies of source

files.

o Redistribution in binary form must provide a disclaimer that

states that the software is based in part of the work of the

FreeType Team, in the distribution documentation. We also

encourage you to put an URL to the FreeType web page in your

documentation, though this isn't mandatory.

These conditions apply to any software derived from or based on

the FreeType Project, not just the unmodified files. If you use

our work, you must acknowledge us. However,

no fee need be paid

to us.

Neither the FreeType authors and contributors nor you shall use

the name of the other for commercial, advertising, or promotional

purposes without specific prior written permission.

We suggest, but do not require, that you use one or more of the

following phrases to refer to this software in your documentation

or advertising materials: 'FreeType Project', 'FreeType Engine',

'FreeType library', or 'FreeType Distribution'.

As you have not signed this license, you are not required to

accept it. However, as the FreeType Project is copyrighted

material, only this license, or another one contracted with the

authors, grants you the right to use, distribute, and modify it.

Therefore, by using, distributing, or modifying the FreeType

Project, you indicate that you understand and accept all the terms

of this license.

There are two mailing lists related to FreeType:

o freetype@nongnu.org

Discusses general use and applications of FreeType, as well as

future and wanted additions to the library and distribution.

If you are looking for support, start in this list if you

haven't found anything to help you in the documentation.

o freetype-devel@nongnu.org

Discusses bugs, as well as engine internals, design issues, specific licenses, porting, etc.

Our home page can be found at

<http://www.freetype.org>

--- end of FTL.TXT ---

MOZILLA PUBLIC
LICENSE

Version 1.1

1.0.1. "Commercial Use" means distribution or otherwise making the Covered Code available to a third party.

1.1. "Contributor" means each entity that creates or contributes to the creation of Modifications.

1.2. "Contributor Version" means the combination of the Original Code, prior Modifications used by a Contributor, and the Modifications made by that particular Contributor.

1.3. "Covered Code" means the Original Code or Modifications or the combination of the Original Code and Modifications, in each case including portions thereof.

1.4. "Electronic Distribution Mechanism" means a mechanism generally accepted in the software development community for the electronic

transfer of data.

1.5. "Executable" means Covered Code in any form other than Source Code.

1.6. "Initial Developer" means the individual or entity identified as the Initial Developer in the Source Code notice required by Exhibit A.

1.7. "Larger Work" means a work which combines Covered Code or portions thereof with code not governed by the terms of this License.

1.8. "License" means this document.

1.8.1. "Licensable" means having the right to grant, to the maximum extent possible, whether at the time of the initial grant or subsequently acquired, any and all of the rights conveyed herein.

1.9. "Modifications" means any addition to or deletion from the substance or structure of either the Original Code or any previous Modifications. When Covered Code is released as a series of files, a Modification is:

A. Any addition to or deletion from the contents of a file containing Original Code or previous Modifications.

B. Any new file that contains any part of the Original Code or previous Modifications.

1.10. "Original Code" means Source Code of computer software code which is described in the Source Code notice required by Exhibit A as

Original Code, and which, at the time of its release under this

License is not already Covered Code governed by this License.

1.10.1. "Patent Claims" means any patent claim(s), now owned or

hereafter acquired, including without limitation, method, process,

and apparatus claims, in any patent Licensable by grantor.

1.11. "Source Code" means the preferred form of the Covered Code for

making modifications to it, including all modules it contains, plus

any associated interface definition files, scripts used to control

compilation and installation of an Executable, or source code

differential comparisons against either the Original Code or another

well known, available Covered Code of the Contributor's choice. The

Source Code can be in a compressed or archival form, provided the

appropriate decompression or de-archiving software is widely available

for no charge.

1.12. "You" (or "Your") means an individual or a legal entity

exercising rights under, and complying with all of the terms of, this

License or a future version of this License issued under Section 6.1.

For legal entities, "You" includes any entity which controls, is

controlled by, or is under common control with You. For purposes of

this definition, "control" means (a) the power, direct or indirect,

to cause the direction or management of such entity, whether by

contract or otherwise, or (b) ownership of more than fifty percent

(50%) of the outstanding shares or beneficial ownership of such

entity.

2.1. The Initial Developer Grant.

The Initial Developer hereby grants You a world-wide, royalty-free,

non-exclusive license, subject to third party intellectual property

claims:

(a) under intellectual property rights (other than patent or

trademark) Licensable by Initial Developer to use, reproduce,

modify, display, perform, sublicense and distribute the Original

Code (or portions thereof) with or without Modifications, and/or

as part of a Larger Work; and

(b) under Patents Claims infringed by the making, using or

selling of Original Code, to make, have made, use, practice,

sell, and offer for sale, and/or otherwise dispose of the

Original Code (or portions thereof).

(c) the licenses granted in this Section 2.1(a) and (b) are

effective on the date Initial Developer first distributes

Original Code under the terms of this License.

(d) Notwithstanding Section 2.1(b) above, no patent license is

granted: 1) for code that You delete from the Original Code; 2)

separate from the Original Code; or 3) for infringements caused

by: i) the modification of the Original Code or ii) the

combination of the Original Code with other software or devices.

2.2. Contributor Grant.

Subject to third party intellectual property claims, each Contributor

hereby grants You a world-wide, royalty-free, non-exclusive license

(a) under intellectual property rights (other than patent or

trademark) Licensable by Contributor, to use, reproduce, modify,

display, perform, sublicense and distribute the Modifications

created by such Contributor (or portions thereof) either on an

unmodified basis, with other Modifications, as Covered Code

and/or as part of a Larger Work; and

(b) under Patent Claims infringed by the making, using, or

selling of Modifications made by that Contributor either alone

and/or in combination with its Contributor Version (or portions

of such combination), to make, use, sell, offer for sale, have

made, and/or otherwise dispose of: 1) Modifications made by that

Contributor (or portions thereof); and 2) the combination of

Modifications made by that Contributor with its Contributor

Version (or portions of such combination).

(c) the licenses granted in Sections 2.2(a) and 2.2(b) are

effective on the date Contributor first makes Commercial Use of

the Covered Code.

(d) Notwithstanding Section 2.2(b) above, no patent license is

granted: 1) for any code that Contributor has deleted from the

Contributor Version; 2) separate from the Contributor Version;

3) for infringements caused by: i) third party modifications of

Contributor Version or ii) the combination of Modifications made

by that Contributor with other software (except as part of the

Contributor Version) or other devices; or 4) under Patent Claims

infringed by Covered Code in the absence of Modifications made by

that Contributor.

3.1. Application of License.

The Modifications which You create or to which You contribute are

governed by the terms of this License, including without limitation

Section 2.2. The Source Code version of Covered Code may be

distributed only under the terms of this License or a future version

of this License released under Section 6.1, and You must include a

copy of this License with every copy of the Source Code You

distribute. You may not offer or impose any terms on any Source Code

version that alters or restricts the applicable version of this

License or the recipients' rights hereunder. However, You may include

an additional document offering the additional rights described in

Section 3.5.

3.2. Availability of Source Code.

Any Modification which You create or to which You contribute must be

made available in Source Code form under the terms of this License

either on the same media as an Executable version or via an accepted

Electronic Distribution Mechanism to anyone to whom you made an

Executable version available; and if made available via Electronic

Distribution Mechanism, must remain available for at least twelve (12)

months after the date it initially became available, or at least six

(6) months after a subsequent version of that particular Modification

has been made available to such recipients.
You are responsible for

ensuring that the Source Code version remains
available even if the

Electronic Distribution Mechanism is maintained
by a third party.

3.3. Description of Modifications.

You must cause all Covered Code to which You
contribute to contain a

file documenting the changes You made to
create that Covered Code and

the date of any change. You must include a
prominent statement that

the Modification is derived, directly or indirectly,
from Original

Code provided by the Initial Developer and
including the name of the

Initial Developer in (a) the Source Code, and (b)
in any notice in an

Executable version or related documentation in
which You describe the

origin or ownership of the Covered Code.

3.4. Intellectual Property Matters

(a) Third Party Claims.

If Contributor has knowledge that a
license under a third party's

intellectual property rights is required to
exercise the rights

granted by such Contributor under
Sections 2.1 or 2.2,

Contributor must include a text file with
the Source Code

distribution titled "LEGAL" which
describes the claim and the

party making the claim in sufficient detail
that a recipient will

know whom to contact. If Contributor
obtains such knowledge after

the Modification is made available as
described in Section 3.2,

Contributor shall promptly modify the
LEGAL file in all copies

Contributor makes available thereafter
and shall take other steps

(such as notifying appropriate mailing
lists or newsgroups)

reasonably calculated to inform those
who received the Covered

Code that new knowledge has been
obtained.

(b) Contributor APIs.

If Contributor's Modifications include an
application programming

interface and Contributor has knowledge
of patent licenses which

are reasonably necessary to implement
that API, Contributor must

also include this information in the
LEGAL file.

(c) Representations.

Contributor represents that, except as
disclosed pursuant to

Section 3.4(a) above, Contributor
believes that Contributor's

Modifications are Contributor's original
creation(s) and/or

Contributor has sufficient rights to grant
the rights conveyed by

this License.

3.5. Required Notices.

You must duplicate the notice in Exhibit A in
each file of the Source

Code. If it is not possible to put such notice in
a particular Source

Code file due to its structure, then You must
include such notice in a

location (such as a relevant directory) where a
user would be likely

to look for such a notice. If You created one or
more Modification(s)

You may add your name as a Contributor to the
notice described in

Exhibit A. You must also duplicate this License
in any documentation

for the Source Code where You describe
recipients' rights or ownership

rights relating to Covered Code. You may
choose to offer, and to

charge a fee for, warranty, support, indemnity or
liability

obligations to one or more recipients of

Covered Code. However, You

may do so only on Your own behalf, and not on behalf of the Initial

Developer or any Contributor. You must make it absolutely clear than

any such warranty, support, indemnity or liability obligation is

offered by You alone, and You hereby agree to indemnify the Initial

Developer and every Contributor for any liability incurred by the

Initial Developer or such Contributor as a result of warranty,

support, indemnity or liability terms You offer.

3.6. Distribution of Executable Versions.

You may distribute Covered Code in Executable form only if the

requirements of Section 3.1-3.5 have been met for that Covered Code,

and if You include a notice stating that the Source Code version of

the Covered Code is available under the terms of this License,

including a description of how and where You have fulfilled the

obligations of Section 3.2. The notice must be conspicuously included

in any notice in an Executable version, related documentation or

collateral in which You describe recipients' rights relating to the

Covered Code. You may distribute the Executable version of Covered

Code or ownership rights under a license of Your choice, which may

contain terms different from this License, provided that You are in

compliance with the terms of this License and that the license for the

Executable version does not attempt to limit or alter the recipient's

rights in the Source Code version from the rights set forth in this

License. If You distribute the Executable version under a different

license You must make it absolutely clear that any terms which differ

from this License are offered by You alone, not by the Initial

Developer or any Contributor. You hereby agree to indemnify the

Initial Developer and every Contributor for any liability incurred by

the Initial Developer or such Contributor as a result of any such

terms You offer.

3.7. Larger Works.

You may create a Larger Work by combining Covered Code with other code

not governed by the terms of this License and distribute the Larger

Work as a single product. In such a case, You must make sure the

requirements of this License are fulfilled for the Covered Code.

If it is impossible for You to comply with any of the terms of this

License with respect to some or all of the Covered Code due to

statute, judicial order, or regulation then You must: (a) comply with

the terms of this License to the maximum extent possible; and (b)

describe the limitations and the code they affect. Such description

must be included in the LEGAL file described in Section 3.4 and must

be included with all distributions of the Source Code. Except to the

extent prohibited by statute or regulation, such description must be

sufficiently detailed for a recipient of ordinary skill to be able to

understand it.

This License applies to code to which the Initial Developer has

attached the notice in Exhibit A and to related Covered Code.

6.1. New Versions.

Netscape Communications Corporation ("Netscape") may publish revised

and/or new versions of the License from time to time. Each version

will be given a distinguishing version number.

6.2. Effect of New Versions.

Once Covered Code has been published under a particular version of the

License, You may always continue to use it under the terms of that

version. You may also choose to use such Covered Code under the terms

of any subsequent version of the License published by Netscape. No one

other than Netscape has the right to modify the terms applicable to

Covered Code created under this License.

6.3. Derivative Works.

If You create or use a modified version of this License (which you may

only do in order to apply it to code which is not already Covered Code

governed by this License), You must (a) rename Your license so that

the phrases "Mozilla", "MOZILLAPL", "MOZPL", "Netscape",

"MPL", "NPL" or any confusingly similar phrase do not appear in your

license (except to note that your license differs from this License)

and (b) otherwise make it clear that Your version of the license

contains terms which differ from the Mozilla Public License and

Netscape Public License. (Filling in the name of the Initial

Developer, Original Code or Contributor in the notice described in

Exhibit A shall not of themselves be deemed to be modifications of

this License.)

COVERED CODE IS PROVIDED UNDER THIS LICENSE ON AN "AS IS" BASIS,

WITHOUT WARRANTY OF ANY KIND, EITHER EXPRESSED OR IMPLIED, INCLUDING,

WITHOUT LIMITATION, WARRANTIES THAT THE COVERED CODE IS FREE OF

DEFECTS, MERCHANTABILITY, FIT FOR A PARTICULAR PURPOSE OR NON-INFRINGEMENT.

THE ENTIRE RISK AS TO THE QUALITY AND PERFORMANCE OF THE COVERED CODE

IS WITH YOU. SHOULD ANY COVERED CODE PROVE DEFECTIVE IN ANY RESPECT,

YOU (NOT THE INITIAL DEVELOPER OR ANY OTHER CONTRIBUTOR) ASSUME THE

COST OF ANY NECESSARY SERVICING, REPAIR OR CORRECTION. THIS DISCLAIMER

OF WARRANTY CONSTITUTES AN ESSENTIAL PART OF THIS LICENSE. NO USE OF

ANY COVERED CODE IS AUTHORIZED HEREUNDER EXCEPT UNDER THIS DISCLAIMER.

8.1. This License and the rights granted hereunder will terminate

automatically if You fail to comply with terms herein and fail to cure

such breach within 30 days of becoming aware of the breach. All

sublicenses to the Covered Code which are properly granted shall

survive any termination of this License. Provisions which, by their

nature, must remain in effect beyond the termination of this License

shall survive.

8.2. If You initiate litigation by asserting a patent infringement

claim (excluding declaratory judgment actions) against Initial Developer

or a Contributor (the Initial Developer or Contributor against whom

You file such action is referred to as "Participant") alleging that:

(a) such Participant's Contributor Version directly or indirectly

infringes any patent, then any and all rights granted by such

Participant to You under Sections 2.1 and/or 2.2 of this License

shall, upon 60 days notice from Participant terminate prospectively,

unless if within 60 days after receipt of notice You either: (i)

agree in writing to pay Participant a mutually agreeable reasonable

royalty for Your past and future use of Modifications made by such

Participant, or (ii) withdraw Your litigation claim with respect to

the Contributor Version against such Participant. If within 60 days

of notice, a reasonable royalty and payment arrangement are not

mutually agreed upon in writing by the parties or the litigation claim

is not withdrawn, the rights granted by Participant to You under

Sections 2.1 and/or 2.2 automatically terminate at the expiration of

the 60 day notice period specified above.

(b) any software, hardware, or device, other than such Participant's

Contributor Version, directly or indirectly infringes any patent, then

any rights granted to You by such Participant under Sections 2.1(b)

and 2.2(b) are revoked effective as of the date You first made, used,

sold, distributed, or had made, Modifications made by that

Participant.

8.3. If You assert a patent infringement claim against Participant

alleging that such Participant's Contributor Version directly or

indirectly infringes any patent where such claim is resolved (such as

by license or settlement) prior to the initiation of patent

infringement litigation, then the reasonable value of the licenses

granted by such Participant under Sections 2.1 or 2.2 shall be taken

into account in determining the amount or value of any payment or

license.

8.4. In the event of termination under Sections 8.1 or 8.2 above,

all end user license agreements (excluding distributors and resellers)

which have been validly granted by You or any distributor hereunder

prior to termination shall survive termination.

UNDER NO CIRCUMSTANCES AND UNDER NO LEGAL THEORY, WHETHER TORT

(INCLUDING NEGLIGENCE), CONTRACT, OR OTHERWISE, SHALL YOU, THE INITIAL

DEVELOPER, ANY OTHER CONTRIBUTOR, OR ANY DISTRIBUTOR OF COVERED CODE,

OR ANY SUPPLIER OF ANY OF SUCH PARTIES, BE LIABLE TO ANY PERSON FOR

ANY INDIRECT, SPECIAL, INCIDENTAL, OR CONSEQUENTIAL DAMAGES OF ANY

CHARACTER INCLUDING, WITHOUT LIMITATION, DAMAGES FOR LOSS OF GOODWILL,

WORK STOPPAGE, COMPUTER FAILURE OR MALFUNCTION, OR ANY AND ALL OTHER

COMMERCIAL DAMAGES OR LOSSES, EVEN IF SUCH PARTY SHALL HAVE BEEN

INFORMED OF THE POSSIBILITY OF SUCH DAMAGES. THIS LIMITATION OF

LIABILITY SHALL NOT APPLY TO LIABILITY FOR DEATH OR PERSONAL INJURY

RESULTING FROM SUCH PARTY'S NEGLIGENCE TO THE EXTENT APPLICABLE LAW

PROHIBITS SUCH LIMITATION. SOME JURISDICTIONS DO NOT ALLOW THE

EXCLUSION OR LIMITATION OF INCIDENTAL OR CONSEQUENTIAL DAMAGES, SO

THIS EXCLUSION AND LIMITATION MAY NOT APPLY TO YOU.

The Covered Code is a "commercial item," as that term is defined in

48 C.F.R. 2.101 (Oct. 1995), consisting of "commercial computer

software" and "commercial computer software documentation," as such

terms are used in 48 C.F.R. 12.212 (Sept. 1995). Consistent with 48

C.F.R. 12.212 and 48 C.F.R. 227.7202-1 through 227.7202-4 (June 1995),

all U.S. Government End Users acquire Covered Code with only those

rights set forth herein.

This License represents the complete agreement concerning subject

matter hereof. If any provision of this License is held to be

unenforceable, such provision shall be reformed only to the extent

necessary to make it enforceable. This License shall be governed by

California law provisions (except to the extent applicable law, if

any, provides otherwise), excluding its conflict-of-law provisions.

With respect to disputes in which at least one party is a citizen of,

or an entity chartered or registered to do business in the United

States of America, any litigation relating to this License shall be

subject to the jurisdiction of the Federal Courts of the Northern

District of California, with venue lying in Santa Clara County,

California, with the losing party responsible for costs, including

without limitation, court costs and reasonable attorneys' fees and

expenses. The application of the United Nations Convention on

Contracts for the International Sale of Goods is expressly excluded.

Any law or regulation which provides that the language of a contract

shall be construed against the drafter shall not apply to this

License.

As between Initial Developer and the Contributors, each party is

responsible for claims and damages arising, directly or indirectly,

out of its utilization of rights under this License and You agree to

work with Initial Developer and Contributors to distribute such

responsibility on an equitable basis. Nothing herein is intended or

shall be deemed to constitute any admission of

liability.

Initial Developer may designate portions of the Covered Code as

"Multiple-Licensed". "Multiple-Licensed" means that the Initial

Developer permits you to utilize portions of the Covered Code under

Your choice of the NPL or the alternative licenses, if any, specified

by the Initial Developer in the file described in Exhibit A.

EXHIBIT A -Mozilla Public License.

"The contents of this file are subject to the Mozilla Public License

Version 1.1 (the "License"); you may not use this file except in

compliance with the License. You may obtain a copy of the License at

<http://www.mozilla.org/MPL/>

Software distributed under the License is distributed on an "AS IS"

basis, WITHOUT WARRANTY OF ANY KIND, either express or implied. See the

License for the specific language governing rights and limitations

under the License.

The Original Code is

The Initial Developer of the Original Code is

Portions created by _____ are Copyright (C) _____

----- All Rights Reserved.

Contributor(s):

Alternatively, the contents of this file may be used under the terms

of the _____ license (the "[_____] License"), in which case the

provisions of [_____] License are applicable instead of those

above. If you wish to allow use of your version of this file only

under the terms of the [_____] License and not to allow others to use

your version of this file under the MPL, indicate your decision by

deleting the provisions above and replace them with the notice and

other provisions required by the [_____] License. If you do not delete

the provisions above, a recipient may use your version of this file

under either the MPL or the [_____] License."

[NOTE: The text of this Exhibit A may differ slightly from the text of

the notices in the Source Code files of the Original Code. You should

use the text of this Exhibit A rather than the text found in the



Original Code Source Code for Your Modifications.]

22.5

Fógraí

Is féidir leat fógra a fháil maidir le bogearraí nua teilifíse atá ar fáil le haghaidh a n-íoslódála nó faoi shaincheistean eile a bhaineann le bogearraí.

Chun na fógraí sin a léamh...

- 1 - Brúigh , roghnaigh Gach socrú agus brúigh OK.
- 2 - Roghnaigh Nuashonraigh Bogearraí > Fógraí.
- 3 - Má tá fógra ann, is féidir leat é a léamh nó ceann de na fógraí atá ar fáil a roghnú.
- 4 - Brúigh  (clé), arís agus arís eile, más gá, chun an roghchlár a dhúnadh.

Sonraíochtaí

23.1

Comhshaol

Comhad Táirge

32PFS6402

- Aicme Éifeachtacht Fuinnimh : A
- Méid Scáileáin Infheicthe : - 80 cm / 32 orlach
- Tomhaltas Cumhachta sa Mhodh Air (W) : 34 W
- Tomhaltas Fuinnimh Bliantúil (kWh) * : 50 kWh
- Tomhaltas Cumhachta ar Fuireachas (W) ** : 0.30 W
- Taifeach Taispeána (Picteilíní) : 1920 x 1080p

43PUS64x2

- Aicme Éifeachtacht Fuinnimh : A
- Méid Scáileáin Infheicthe : 108 cm / 43 orlach
- Tomhaltas Cumhachta sa Mhodh Air (W) : 67 W
- Tomhaltas Fuinnimh Bliantúil (kWh) * : 98 kWh
- Tomhaltas Cumhachta ar Fuireachas (W) ** : 0.30 W
- Taifeach Taispeána (Picteilíní) : 3840 x 2160p

49PUS64x2

- Aicme Éifeachtacht Fuinnimh : A
- Méid Scáileáin Infheicthe : 123 cm / 49 orlach
- Tomhaltas Cumhachta sa Mhodh Air (W) : 87 W
- Tomhaltas Fuinnimh Bliantúil (kWh) * : 127 kWh
- Tomhaltas Cumhachta ar Fuireachas (W) ** : 0.30 W
- Taifeach Taispeána (Picteilíní) : 3840 x 2160p

55PUS64x2

- Aicme Éifeachtacht Fuinnimh : A
- Méid Scáileáin Infheicthe : 139 cm / 55 orlach
- Tomhaltas Cumhachta sa Mhodh Air (W) : 91 W
- Tomhaltas Fuinnimh Bliantúil (kWh) * : 133 kWh
- Tomhaltas Cumhachta ar Fuireachas (W) ** : 0.30 W
- Taifeach Taispeána (Picteilíní) : 3840 x 2160p

* Tomhaltas kWh fuinnimh in aghaidh na bliana, bunaithe ar thomhaltas cumhachta teilifíse atá ag feidhmiú 4 uair in aghaidh an lae ar feadh 365 lá. Braitheann an tomhaltas fuinnimh iarbhir ar an gcaoi a mbaintear úsáid as an teilifís.

** Nuair a chastar an teilifís as leis an gcianrialtán agus nuair nach bhfuil aon fheidhm gníomhach.

Deireadh Úsáide

Do sheantáirge agus do cheallraí a dhiúscairt

Dearadh agus monaraíodh do tháirge le hábhair agus comhpháirteanna ar ardchaighdeán ar féidir iad a athchúrsáil agus a athúsáid.



Nuair a bhíonn tá an tsiombail seo d'araid rothaí a bhfuil cros air ar tháirge, ciallaíonn sé go bhfuil an táirge clúdaithe ag Treoir Eorpach 2012/19/CE.



Cuir tú féin ar an eolas le do thoil faoin gcóras bailiúcháin áitiúil ar leith do tháirgí leictreacha agus leictreonacha.

Cloígh leis na rialacha áitiúla atá i bhfeidhm le do thoil agus ná diúscairt do sheantáirgí le do ghnáthdhramhaíl tí. Nuair a dhiúscaíonn tú do sheantáirge i gceart, cabhraíonn sé iarmhairtí a d'fhéadfadh a bheith díobhálach don chomhshaol agus do shláinte an duine a chosc.

Tá ceallraí i do tháirge atá san áireamh i dTreoir an Chomhphobail Eorpaigh 2006/66/EC, nach féidir iad a dhiúscairt le gnáthdhramhaíl tí.



Cuir tú féin ar an eolas le do thoil faoi rialacha áitiúla maidir le bailiú ar leith ceallraí mar go gcabhróidh diúscairt chuí iarmhairtí díobhálacha don chomhshaol agus do shláinte an duine a chosc.

23.2

Cumhacht

Tá sonraíochtaí an táirge faoi réir athraithe gan fógra. Chun tuilleadh sonraí maidir le sonraíochtaí an táirge seo a fháil, féach ar www.philips.com/support

Cumhacht

- Príomhchumhacht: AC 220–240V +/-10%
- Teocht chomhthimpeallach : 5°C go 35°C
- Gnéithe Choigilt Cumhachta : Éicea-mód, Balbhaigh pictiúr (do raidió), Múch uaineadóir go huathoibríoch, Roghchlár Éicea-socruithe.

Chun faisnéis faoi thomhaltas cumhachta a fháil, féach ar an gcaibidil Product Fiche.

Is é an rátáil cumhachta atá ar chlár cineáil an táirge tomhaltas cumhachta don táirge seo i rith gnáthúsáid tí (IEC 62087 Ed.2). Úsáidtear an rátáil cumhachta is airde, scríofa idir lúibíní, chun críche sábháilteachta leictirí (IEC 60065 Ed. 7.2).

23.3

Córas Oibriúcháin

Android OS :

Android Lollipop 5.1

23.4

Glacacht

- Ionchur Aeróige : 75 ohm comhaiseach (IEC75)
 - Bandaí tiúnóra : Hyperband, S-Channel, UHF, VHF
 - DVB DVB-T2 (tacaíocht do HEVC), DVB-C (cábala) QAM
 - Athsheimn físeáin analógaigh : SECAM, PAL
 - Athsheimn físeáin digitigh : MPEG2 SD/HD (ISO/IEC 13818-2); MPEG4 SD/HD (ISO/IEC 14496-10)
 - Athsheimn fuaime digití (ISO/IEC 13818-3)
 - Ionchur aeróige satailíte : 75 ohm F-type
 - Raon minicíochta ionchuir : 950 go 2150MHz
 - Raon leibhéil ionchur : 25 go 65 dBm
 - DVB-S/S2 QPSK, ráta siombailí 2 go 5M siombailí, SCPC agus MCPC
 - LNB DiSEqC 1.0, 1 go 4 LNBanna tacaithe, Roghnú polaraíochta 14/18V, Roghnú banda 22kHz, Mód rúisce toin, LNB reatha 300mA max
-

23.5

Cineál Taispeána

Méid fhiarthrasna an scáileán

- 32PFS6402 : - 80 cm / 32 orlach

Taifeach Taispeána

- 1920 x 1080p
-

23.6

Taifeach taispeána:

Formáidí físe

Taifeach — Ráta athnuachan

- 480i - 60 Hz
- 480p - 60 Hz
- 576i - 50 Hz
- 576p - 50 Hz
- 720p - 50 Hz, 60 Hz
- 1080i - 50 Hz, 60 Hz
- 1080p - 24 Hz, 25 Hz, 30 Hz

Formáidí ríomhaire

Taifigh (i measc cinn eile)

- 640 x 480p - 60 Hz
- 800 x 600p - 60 Hz
- 1024 x 768p - 60 Hz

- 1280 x 768p - 60 Hz
 - 1360 x 765p - 60 Hz
 - 1360 x 768p - 60 Hz
 - 1280 x 1024p - 60 Hz
 - 1920 x 1080p - 60 Hz
-

23.7

Toisí agus Meáchain

32PFS6402

- gan an seastán teilifíse:

Leithead 726.5 mm - Airde 438.7 mm - Doimhneacht 76.8 mm - Meáchan ±5.63 kg

- leis an seastán teilifíse:

Leithead 726.5 mm - Airde 483.3 mm - Doimhneacht 168.7 mm - Meáchan ±5.89 kg

43PUS64x2

- gan an seastán teilifíse:

Leithead 968.2 mm - Airde 575.7 mm - Doimhneacht 76.8 mm - Meáchan ±9.38 kg

- leis an seastán teilifíse:

Leithead 968.2 mm - Airde 623.3 mm - Doimhneacht 204.2 mm - Meáchan ±9.69 kg

49PUS64x2

- gan an seastán teilifíse:

Leithead 1099.2 mm - Airde 645.3 mm - Doimhneacht 78.6 mm - Meáchan ±11.01 kg

- leis an seastán teilifíse:

Leithead 1099.2 mm - Airde 699.7 mm - Doimhneacht 213.2 mm - Meáchan ±11.31 kg

55PUS64x2

- gan an seastán teilifíse:

Leithead 1239.2 mm - Airde 724.7 mm - Doimhneacht 84.8 mm - Meáchan ±16 kg

- leis an seastán teilifíse:

Leithead 1239.2 mm - Airde 779.5 mm - Doimhneacht 231.7 mm - Meáchan ±16.3 kg

23.8

Nascacht

Taobh na teilifíse

- HDMI 3 in - ARC
- HDMI 4 isteach - MHL - ARC
- USB 2 - USB 3.0 (gorm)
- USB 3 - USB 2.0
- 1x Sliotán Comhéadain Choitinn: CI+/CAM
- Cluasáin - Mionseac steiréó 3.5mm

Cúl na teilifíse

- Fuaim Isteach (DVI go HDMI) - Mionseac steiréó 3.5mm
- SCART: Fuaim Clé/Deas, CVBS isteach, RGB
- YPbPr : Y Pb Pr, Fuaim Clé Deas

Bun na teilifíse

- HDMI 1 isteach

- HDMI 2 isteach
- USB 1 – USB 2.0
- Fuaim Amach – Optical Toslink
- Líonra LAN – RJ45
- Aeróg (75 ohm)
- Tiúnóir Satailíte

- Is féidir leat aon bhogearraí freastalaí meán (aicme DMS) atá deimhnithe ag DLNA V1.5 a úsáid.
- Is féidir leat an feidhmchlár Remote Philips TV (iOS agus Android) a úsáid ar ghléasanna soghluaiste.

D'fhéadfadh feidhmiúlacht a bheith athraitheach, ag brath ar chumais an ghléis shoghluaiste agus ar na bogearraí atá in úsáid.

23.9

Fuaim

- wOOx
- HD Stereo
- Cumhacht aschuir (RMS) : 16W
- Dolby Digital Plus®
- DTS 2.0 + Digital Amach™

23.10

Ilmheáin

Naisc

- USB 2.0 / USB 3.0
- Ethernet LAN RJ-45
- Wi-Fi 802.11a/b/g/n (ionsuite)
- BT2.1 le EDR & BT4.0 le BLE

Córais comad USB tacaithe

- FAT 16, FAT 32, NTFS

Freastalaithe meán, tacaithe

- Árthaí : 3GP, AVCHD, AVI, MPEG-PS, MPEG-TS, MPEG-4, Matroska (MKV), Quicktime (MOV, M4V, M4A) Windows Media (ASF/WMV/WMA)
 - Codecs Físe : MPEG-1, MPEG-2, MPEG-4 Cuid 2, MPEG-4 Cuid 10 AVC (H264), H.265 (HEVC), VC-1, WMV9
 - Codecs Fuaim : AAC, HE-AAC (v1/v2), AMR-NB, Dolby Digital, Dolby Digital Plus, DTS Premium Sound™, MPEG-1/2/2.5 Layer I/II/III (MP3 san áireamh), WMA (v2 go v9.2), WMA Pro (v9/v10)
 - Fotheidil :
 - Formáidí : SAMI, SubRip (SRT), SubViewer (SUB), MicroDVD (TXT), mplayer2 (TXT), TMPlayer (TXT)
 - Ionchóduithe carachtair : UTF-8, Lár na hEorpa agus Oirthear na hEorpa (Windows-1250), Coireallach (Windows-1251), Gréigis (Windows-1253), Tuircis (Windows-1254), Iarthar na hEorpa (Windows-1252)
 - Codecs Íomhá : JPEG, PNG, BMP
 - Sriantaí :
 - Is é 30Mbps an t-uasráta giotán iomlán atá tacaithe do chomhad meán.
 - Is é 20Mbps an t-uasráta giotán físe atá tacaithe do chomhad meán.
 - Tacaítear le MPEG-4 AVC (H.264) suas go dtí High Profile @ L5.1.
 - Tacaítear le H.265 (HEVC) suas go dtí Main / Main 10 Profile suas go dtí Leibhéal 5.1
 - Tacaítear le VC-1 suas go dtí Advanced Profile @ L3.
- Bogearraí freastalaí meán (DMS) tacaithe**

Cúnamh agus Tacaíocht

Cláraigh do theilifís

Cláraigh do theilifís agus bain leas as raon tairbhí lena n-áirítear tacaíocht iomlán (íoslódálacha san áireamh), rochtain phribhléideach a fháil ar fhaisnéis maidir le táirgí nua, tairiscintí agus lascaíní eisiacha agus an deis duaiseanna a bhuachan agus fiú páirt a ghlacadh i suirbhéanna speisialta faoi eisiúintí nua.

Tabhair cuairt ar www.philips.com/welcome

Cabhair a Úsáid

Tairgeann an teilifís seo cabhair ar an scáileán .

Oscail Cabhair

1 - Brúigh  HOME.

2 - Roghnaigh Socruithe > Cabhair > Treoir úsáideora.

Chun Cabhair a léamh mar leabhar, roghnaigh **Leabhar**. Chun cuardach a dhéanamh d'eochairfhocal, roghnaigh **Eochairfhocal**.

Is féidir leat freisin  **Cabhair** a oscailt ar an roghchlár Baile nó an roghchlár teilifíse.

Sula leanfaidh tú treoracha Cabhair, dún Cabhair.

I gcás gníomhaíochtaí áirithe, cosúil le Téacs (Teilithéacs), tá feidhmeanna sonracha ag na heochracha dathanna agus ní féidir leo Cabhair a oscailt.

Cabhair teilifíse ar do tháibléad, d'fhón cliste nó do ríomhaire

Chun go n-éascófaí seichimh fada treoracha, is féidir leat Cabhair teilifíse a íoslódáil i bhformáid PDF le haghaidh a léite ar d'fhón cliste, taibléad nó ríomhaire. Mar rogha air sin, is féidir leat an leathanach ábhartha ó Chabhair ó do ríomhaire. Chun Cabhair (lámhleabhar úsáideora) a íoslódáil, tabhair cuairt ar www.philips.com/support

Fadhbanna

Cas Air agus Cianrialtán

Ní chasann an teilifís air

- Bain an cábla cumhachta amach as an asraon cumhachta. Fan ar feadh nóiméid agus ansin cuir isteach arís é.
- Cinntigh go bhfuil an cábla cumhachta nasctha go daingean.


Tá fuaim dhíosacánach ann nuair a chastar air nó as é

Nuair a bhíonn tú ag casadh na teilifíse air, as nó ar Fhuireachas, cloiseann tú fuaim dhíosacánach ó fhonnadh na teilifíse. Is mar gheall ar ghnáthleathadh agus cungú na teilifíse an fhuaim dhíosacánach sin, agus an teilifís ag fuarú agus ag téamh. Ní chuireann sé isteach ar fheidhmíocht.

Ní fhreagraíonn an teilifís don chianrialtán

Teastaíonn roinnt ama ón teilifís tosú. I rith an ama sin, ní fhreagraíonn an teilifís don chianrialtán ná do rialcúithe na teilifíse. Is gnáthiompar é sin. Má leanann an teilifís gan freagairt don chianrialtán, is féidir leat seiceáil an bhfuil an cianrialtán ag obair trí úsáid a bhaint as ceamara ar fhón soghluaiste. Cuir an fón i mód ceamar agus pointeáil an cianrialtán i dtreo lionsa an cheamara. Má bhrúnn tú aon eochair ar an gcianrialtán agus má thugann tú faoi deara caocháil infridhearg an LED tríd an gceamara, tá an cianrialtán ag obair. Ní mór an teilifís a sheiceáil. Mura bhfuil an chaocháil le tabhairt faoi deara, d'fhéadfadh an cianrialtán a bheith briste nó d'fhéadfadh a gceallraí a bheith briste. Ní féidir an modh seo chun an cianrialtán a sheiceáil a úsáid le cianrialtáin atá péireáilte leis an teilifís gan sreang.

Téann an teilifís ar ais go Fuireachas tar éis scáileán tosaithe Philips a thaispeáint

Nuair a dhínasctar agus athnasctar an teilifís leis an soláthar cumhachta i mód fuireachais, taispeánfar an scáileán tosaigh agus filleann an teilifís ansin ar mhód fuireachais. Is gnáthiompar é sin. Chun an teilifís a chasadh air ó Fhuireachas arís, brúigh  ar an gcianrialtán nó ar an teilifís.

Coinníonn an solas Fuireachais leis ag caocháil

Bain an cábla cumhachta amach as an asraon cumhachta. Fan 5 nóiméad sula nascann tú an cábla cumhachta arís. Má tharlaíonn an chaocháil arís, déan teagmháil le Philips TV Consumer Care.

Cainéil

Níor aimsíodh aon chainéal digiteach i rith na suiteála

Féach ar na sonraíochtaí teicniúla chun a chinntiú go dtacaíonn do theilifís le DVB-T nó DVB-C i do thír. Cinntigh go bhfuil na cáblaí nasctha i gceart agus go bhfuil an líonra ceart roghnaithe.

Níl na cainéil a suiteáladh roimhe seo sa liosta cainéal

Cinntigh go bhfuil an liosta cainéal ceart roghnaithe.

Pictiúr

Gan pictiúr / pictiúr díchumtha

- Cinntigh go bhfuil an aeróg nasctha leis an teilifís i gceart.
- Cinntigh go bhfuil an gléas ceart roghnaithe mar an fhoinsé taispeána.
- Cinntigh go bhfuil an gléas nó foinse sheachtrach nasctha i gceart.

Tá fuaim ann ach níl aon phictiúr

- Cinntigh go bhfuil na socruithe pictiúr socraithe i gceart.

Glacadh aeróige lag

- Cinntigh go bhfuil an aeróg nasctha leis an teilifís i gceart.
- Tá callairí arda, gléasanna fuaime nach bhfuil talmhaithe, soilse neon, foirgnimh arda agus rudaí móra eile in ann tionchar a imirt ar chaighdeán an ghlactha. Más féidir, déan iarracht caighdeán an ghlactha a fheabhsú trí threo na haeróige a athrú nó gléasanna a bhogadh amach ón teilifís.
- Má tá an glacadh go dona díreach ar chainéal amháin, déan míntiúnadh ar an gcainéal sin.

Drochphictiúr ó ghléas

- Cinntigh go bhfuil an gléas nasctha i gceart.
- Cinntigh go bhfuil na socruithe pictiúr socraithe i gceart.

Athraíonn socruithe pictiúr tar éis scathaimh

Cinntigh go bhfuil **Suíomh** socraithe do **Baile** . Is féidir socruithe a athrú agus a shábháil sa mhód seo.

Tá meirge tráchtála ar taispeáint

Cinntigh go bhfuil **Suíomh** socraithe do **Baile** .

Ní oireann an pictiúr don scáileán

Athraigh go formáid pictiúr éagsúil.

Coinníonn an fhormaid pictiúr air ag athrú ó chainéal go cainéal

Roghnaigh formáid pictiúr nach mbaineann 'Uath' leis.

Tá suíomh an phictiúir mícheart

Is féidir nach n-oirfeadh comharthaí pictiúr ó ghléasanna áirithe don scáileán i gceart. Seiceáil aschur comhartha an ghléis nasctha.

Níl an pictiúr ríomhaire cobhsaí

Cinntigh go n-úsáideann do ríomhaire an taifeach agus ráta athnuacha a dtacaítear leo.

Fuaim

Gan aon fhuaim nó droch-chaighdeán fuaime

Mura mbraitear aon chomhartha fuaime, casanna an teilifís an aschur fuaime as go huathoibríoch — ní chiallaíonn sé sin mífheidhm.

- Cinntigh go bhfuil na socruithe fuaime socraithe i gceart.
 - Cinntigh go bhfuil gach cábla nasctha i gceart.
 - Cinntigh nach bhfuil an airde fuaime balbhaithe nó socraithe go nialas.
 - Cinntigh go bhfuil aschur fuaime na teilifíse nasctha le hionchur fuaime an Chóras Amharclainne Baile. Ba cheart go mbeadh fuaim le cloisteáil ó challairí an HTS.
 - D'fhéadfadh roinnt gléasanna iarraidh ort aschur fuaime HDMI a chumasú de láimh. Má tá fuaim HDMI cumasaithe cheana féin, ach fós ní chloiseann tú aon fhuaim, bain triail as an fhormaid fuaime digití a athrú go PCM (Modhnú Bíogchóid). Féach ar an gcáipéisíocht a tháinig le do ghléas le haghaidh teoracha.
-

HDMI agus USB

HDMI

- Tabhair faoi deara go bhféadfadh tacaíocht HDCP (Cosaint Ábhar Digiteach Ard-Bandaleithead) in ann moill a chur ar an méid ama a thógann sé do theilifís ábhar ó ghléas HDMI a thaispeáint.
- Mura n-aithníonn an teilifís an gléas HDMI agus mura bhfuil aon phictiúr ar taispeáint, athraigh an fhoinsé ó ghléas amháin go gléas eile agus ar ais arís.
- Má chuirtear isteach ar an bhfuaim go heatramhach, cinntigh go bhfuil na socruithe aschuir ón ghléas HDMI ceart.
- Má tá cuibheoir HDMI-go-DVI nó cábla HDMI-go-DVI in úsáid agat, cinntigh go bhfuil cábla fuaime breise nasctha le AUDIO IN (mion-seac amháin), más ann dó.

Ní oibríonn HDMI EasyLink

- Cinntigh go bhfuil do ghléasanna HDMI comhoiriúnach le HDMI-CEC. Ní oibríonn gnéithe EasyLink ach amháin le gléasanna atá comhoiriúnach le HDMI-CEC.

Níl an deilbhín don airde fuaime ar taispeáint

- Nuair atá gléas fuaime HDMI-CEC nasctha agus

nuair a úsáideann tú Cianrialtán na Teilifíse chun an airde fuaim a athrú ón ngléas, is gnáthiompar é sin. Ní thaispeántar grianghraif, físeáin agus ceol ó ghléas

USB

- Cinntigh go bhfuil an gléas stórála USB socraithe chun a bheith comhoiriúnach le hAicme Ollstórála, mar atá curtha síos air i gcáipéisíocht an ghléis stórála.
- Cinntigh go bhfuil an gléas stórála USB comhoiriúnach leis an teilifís.
- Cinntigh go dtacaíonn an teilifís na formáidí comhaid fuaim agus pictiúir.

Athsheinnt briste comhad USB

- D'fhéadfadh feidhmíocht aistrithe an ghléis stórála USB srian a chur ar an ráta aistrithe sonraí chuig an teilifís, a bhfuil athsheinnt briste mar thoradh uirthi.

Líonra, gan sreang

Ní aimsítear an líonra Wi-Fi nó tá sé díchumtha

- Tá oighinn micreathonnacha, fóin DECT nó gléasanna eile Wi-Fi 802.11b/g/n i do chomharsanacht in ann cur isteach ar an líonra gan sreang.
- Molaimid duit an mhinicíocht 5 GHz (802.11ac) a úsáid ar do ródaire nuair atá do theilifís lonnaithe i ngaireacht do go leor ródairí gan sreang eile (árasáin, etc.).
- Bí cinnte go ligeann na ballaí dóiteáin i do líonra rochtain ar nasc gan sreang na teilifíse.
- Chun go n-éascófaí suiteáil do líonra gan sreang, ná bíodh ainm do ródaire i bhfolach tríd an gcraoladh SSID a chasadh as.
- Mura n-oibreoidh an líonra gan sreang i gceart i do theach, is féidir leat an líonra sreangaithe a úsáid.

Tá an nasc líonra Wi-Fi mall

- Úsáid nasc Idirlín ardluais (leathanbhanda) do do ródaire.
- Cuir srian le líon na ngléasanna atá ag baint úsáid as an ródaire céanna.
- Féach i dtreoirleabhar úsáideora do ródaire gan sreang chun eolas a fháil maidir le raon laistigh, ráta aistrithe nó fachtóirí eile a bhaineann le caighdeán an chomhartha.

DHCP

- Má theipeann ar an nasc, is féidir leat socrú DHCP (Prótacal Óstchumraíochta Dinimiciúla) an ródaire a sheiceáil. Ba cheart go mbeadh DHCP casta air.

Bluetooth

Gan a bheith in ann péireáil

- Cinntigh go bhfuil an gléas i mód péireála. Léigh treoir úsáideora an ghléis.
- Bíodh an ródaire agus an callaire gan sreang chomh gar don teilifís agus is féidir.
- Tá áiteanna a bhfuil go leor gníomhaíochta gan

sreang iontu – árasáin a bhfuil go leor ródairí gan sreang ann – in ann cur isteach ar an nasc gan sreang.

- Má dhéanann tú iarracht roinnt gléasanna a phéireáil leis an teilifís ag an am céanna, tá an seans ann nach n-éireoidh leat.

Nasc Bluetooth cailte

- Lonnaigh an callaire gan sreang laistigh de 5 méadar ón teilifís i gcónaí.

Sioncronú Fuaim agus Físe Bluetooth

- Sula gceannóidh tú callaire gan sreang Bluetooth, cuir tú féin ar an eolas faoi chaighdeán a shioncronú Fuaim go Fís, a dtugtar 'beolbheachtú' air go hiondúil. Ní fheidhmíonn gach gléas Bluetooth i gceart. Beidh do mhiondíoltóir in ann comhairle a chur ort.






Idirlíon

Ní oibríonn an tIdirlíon

- Má tá an nasc leis an ródaire ag obair i gceart, seiceáil nasc an ródaire leis an Idirlíon.

Teanga Mhícheart Roghchláir

Athraigh an teanga ar ais do do theanga féin.

- 1 – Brúigh .
- 2 – Roghnaigh an deilbhín  (Socrúithe) agus brúigh **OK**.
- 3 – Brúigh 5 uair  (síos).
- 4 – Brúigh 3 uair  (deas), roghnaigh do theanga agus brúigh **OK**.
- 5 – Brúigh  BACK chun an roghchlár a dhúnadh.

24.4

Cabhair Ar Líne

Is féidir leat dul i gcomhairle lenár dtacaíocht ar líne chun aon fhadhb a bhaineann le teilifís Philips a réiteach. Is féidir leat do theanga a roghnú agus uimhir do mhúnla táirge a chur isteach.

Tabhair cuairt ar www.philips.com/support.

Is féidir leat an uimhir teileafóin chun dul i dteagmháil linn i do thír féin a aimsiú ar an suíomh tacaíochta, chomh maith le freagraí do cheisteanna coitianta (CCanna). I roinnt tíortha is féidir leat labhairt le duine dár gcomhghleacaithe agus do cheist a chur go díreach nó trí ríomhphost.

Is féidir leat bogearraí nua teilifíse a íoslódáil nó an treoirleabhar chun é a léamh ar do ríomhaire.

Tacaíocht agus Athdheisiú

Is féidir leat glaoch ar an mbeolín Chúram Custaiméirí i do thír chun tacaíocht nó athdheisiú a fháil. Déanfaidh ár n-innealltóirí seirbhíse athdheisiú, más gá.

Aimsigh an uimhir theileafóin sa cháipéisíocht phriontáilte a tháinig leis an teilifís. Nó tabhair cuairt ar ár láithreán gréasáin www.philips.com/support agus roghnaigh do thír más gá.

Uimhir mhúnla agus sriathuimhir na teilifíse

D'fhéadfadh sé go n-iarrfaí ort uimhir mhúnla an táirge teilifíse agus an tsraithuimhir a thabhairt. Aimsigh na huimhreacha seo ar an lipéad pacáistithe nó ar an lipéad cineáil ar chúl nó ar bhun na teilifíse.

Rabhadh

Ná triail an teilifís a athdheisiú tú féin. D'fhéadfá tú féin a ghortú go dona, damáiste nach féidir é a leigheas a dhéanamh do do theilifís nó do bharánta a chur ar ceal.

Sábháilteacht agus Cúram

25.1

Sábháilteacht

Tábhachtach

Léigh agus tuig gach treoir sábháilteachta sula n-úsáidfidh tú an teilifís. Má tharlaíonn díobháil mar nár leanadh treoracha, ní bheidh feidhm ag an mbaránta.

Baol Turrainge Leictrí nó Tine

- Ná nocht an teilifís don bháisteach nó d'uisce. Ná cuir soithí ina mbíonn leachtanna, cosúil le vásaí, in aice leis an teilifís. Má dhoirtear leachtanna ar an teilifís, nó isteach inti, dínasc an teilifís ón asraon cumhachta láithreach. Déan teagmháil le Cúram Custaiméirí Philips TV chun an teilifís a sheiceáil sula n-úsáidí í.
- Ná nocht an teilifís, an cianrialtán ná ceallraí go deo do theas iomarcach. Ná cuir in aice le coinnle ar lasadh nó lasracha gan chosaint iad, ná in aice le foinsí teasa iad, lena n-áirítear teas díreach na gréine.
- Ná cuir aon rud isteach sna sliotáin aeraithe go deo, ná sna hoscailtí eile ar an teilifís.
- Ná cuir rudaí troma go deo ar an seolán cumhachta.
- Ná bíodh aon neart á imirt ar na plugaí cumhachta. Tá plugaí cumhachta scaoilte in ann a bheith ina n-údar do stuáil nó do thine. Bí cinnte nach mbeidh aon straidhn ar an seolán cumhachta nuair a sclóineann tú scáileán na teilifíse.
- Chun an teilifís a dínascadh ó chumhacht an phríomhlíonra, ní mór pluga cumhachta na teilifíse a dínascadh. Nuair atá an chumhacht a dínascadh agat, tarraing an pluga cumhachta i gcónaí, ná tarraing an seolán go deo. Bí cinnte go bhfuil rochtain iomlán agat ar an bpluga cumhachta, an seolán cumhachta agus ar an soicéad asraoin i gcónaí.

Baol Gortuithe nó Baol Díobhála don teilifís

- Teastaíonn beirt chun teilifís atá níos troime ná 25 cileagram nó 55 punt a iompar.
- Má ghléasann tú an teilifís ar sheastán, ná húsáid ach an seastán a tháinig léi. Daingnigh an seastán leis an teilifís go maith. Lonnaigh an teilifís ar dhromchla réidh cothrom atá in ann glacadh le meáchan na teilifíse agus an seastáin.
- Nuair atá sé gléasta ar an mballa, bí cinnte go bhfuil

an gléasadh balla in ann meáchan na teilifíse a iompar go sábháilte. Ní ghlacann TP Vision le haon fhreagracht as gléasadh balla míchuí a mbeidh tionóisc, gortú nó damáiste mar thoradh air.

- Is as gloine atá píosaí den táirge déanta. Láimhseáil go cúramach é chun gortú nó damáiste a sheachaint. Baol damáiste don teilifís

Sula nascfaidh tú an teilifís leis an asraon cumhachta, cinntigh go bhfuil an voltas cumhachta ag meaitseáil an luach atá priontáilte ar chúl na teilifíse. Ná nasc an teilifís go deo leis an asraon cumhachta má tá voltas éagsúil ann.

Baol Gortuithe do Pháistí

Lean na réamhchúraim seo chun nach mbeidh an teilifís ina údar gortuithe do pháistí má thiteann sé ón seastán:

- Ná cuir an teilifís go deo ar dhromchla atá clúdaithe le héadach nó le hábhar eile ar féidir é a tharraingt.
- Bí cinnte nach bhfuil aon chuid den teilifís ag gobadh amach thar imeall an dromchla gléasta.
- Ná cuir an teilifís go deo ar throsacán ard, cosúil le leabhragán, gan an troscán agus an teilifís araon a bheith daingnithe don bhalla nó do thaca feiliúnach.
- Labhair le leanaí faoi na contúirtí a bhaineann le bheith ag dreapadóireacht ar throsacán chun dul chomh fada leis an teilifís.

An baol a bhaineann le ceallraí a shlogadh!

D'fhéadfadh ceallraí atá cosúil le boinn airgid a bheith sa chianrialtán agus d'fhéadfadh leanaí óga iad a shlogadh go héasca. Ná bíodh leanaí in ann rochtain a fháil ar na ceallraí seo go deo.

Baol Róthéite

Ná cuir an teilifís go deo in áit a bhfuil an spás cúng ann. Bíodh spás 20 ceintiméadar nó 4 orlach ar a laghad timpeall na teilifíse i gcónaí le haghaidh aeraithe. Bí cinnte nach gclúdaíonn cuirtíní nó rudaí eile sliotáin aeraithe na teilifíse.

Stoirmeacha Tintrí

Dínasc an teilifís ón asraon cumhachta agus ón aeróg roimh stoirmeacha tintrí. Ná leag do lámh ar aon chuid den teilifís, an seológ cumhachta nó cábla na haeróige i rith stoirmeacha tintrí.

Baol Damáiste Éisteachta

Ná húsáid cluasáin ar feadh tréimhsí fada nuair a bhíonn an fhuaim an-ard agat.

Teochtaí Ísle

Má iompraítear an teilifís nuair atá an teocht níos lú ná 5°C nó 41°F, díphacáil an teilifís agus fan go dtí go mbeidh teocht an tseomra bainte amach ag an teilifís sula nascfaidh tú an teilifís leis an asraon cumhachta.

Bogthaise

Tá sé in ann tarlú go hannamh, ag brath ar theocht agus ar bhogthaise, go mbeidh mion-comhdhlúthú ar an taobh istigh d'aghaidh ghloine na teilifíse (ar roinnt múnlaí). Chun é seo a chosc, ná nocht an teilifís do sholas díreach na gréine, do theas ná do an-bhogthaise. Má bhíonn comhdhlúthú ann, imeoidh sé leis féin tar éis don teilifís a bheith air ar feadh roinnt uaireanta.

Ní dhéanfaidh taise an bhogthaise aon dochar don teilifís agus ní bheidh sé ina údar mífheidhme.

25.2

Cúram Scáileáin

- Ná bíodh aon rud i dteagmáil leis an scáileán agus ná húsáid aon rud chun an scáileán a bhrú, a chuimilt nó a bhualadh.
- Bain amach pluga na teilifíse sula nglanann tú í.
- Glan an teilifís agus an fráma le ceirt bhog thais agus cuimil go séimh í. Ná déan teagmháil leis na LEDanna Ambilight ar chúl na teilifíse. Ná húsáid substaintí cosúil le halcól, ceimicigh nó glantóirí tí ar an teilifís.
- Chun dífhoirmithe agus téaltú na ndathanna a sheachaint, glan suas braonta uisce chomh tapaidh agus is féidir.
- Seachain íomhánna cónaitheacha a mhéid is féidir. Íomhánna a fhanann ar an scáileán ar feadh tréimhsí fada iad íomhánna cónaitheacha. Áirítear le híomhánna cónaitheacha roghchláir ar an scáileán, barraí dubha, taispeántí ama, srl. Má chaitheann tú íomhánna cónaitheacha a úsáid, laghdaigh codarsnacht agus gile an scáileán chun damáiste don scáileán a sheachaint.

Téarmaí Úsáide

26.1

Téarmaí Úsáide – Teilifís

2016 © TP Vision Europe B.V. Gach ceart ar cosnamh.

Is é TP Vision Europe B.V. déantúsóir an táirge seo, a dtagrófar feasta dó mar TP Vision, nó ceann dá chuideachtaí cleamhnaithe, a thug an táirge seo chuig an margadh. Is é TP Vision an barántóir i ndáil leis an teilifís ar tháinig an leabhrán seo in aon phacáiste léi. Is trádmarcanna cláraithe de chuid Koninklijke Philips N.V. Philips agus suaitheantas scéithe Philips.

D'fhéadfadh na sonraíochtaí a athrú gan choinne. Is le Koninklijke Philips N.V., nó a úinéirí faoi seach, na trádmarcanna. Tá sé de cheart ag TP Vision táirgí a athrú am ar bith gan dualgas a bheith air táirgí atá ar fáil cheana féin a athrú dá réir.

Creidtear go bhfuil an t-ábhar scríofa a tháinig in aon phacáiste leis an teilifís agus an lámhleabhar atá stóráilte i gcuimhne na teilifíse nó a íoslódáiltear ó láithreán gréasáin Philips www.philips.com/support leordhóthanach don úsáid a bhfuil an córas beartaithe lena haghaidh.

Creidtear go bhfuil an t-ábhar sa treoirleabhar seo leordhóthanach don úsáid atá beartaithe ag an gcóras. Má úsáidtear an táirge, nó a mhodúil nó nósanna imeachta indibhidiúla, chun críche nach bhfuil sonraithe leis seo, ní mór deimhniú a fháil maidir lena mbailíocht agus a n-oiriúnacht. Barántaíonn TP Vision nach sáraíonn an t-ábhar féin aon phaitinn de chuid Stáit Aontaithe Mheiriceá. Níl aon bharantá eile ráite nó intuigthe. Ní bheidh TP Vision freagrach as aon earráid in ábhar na cáipéise seo ná as aon fhadhb a eascraíonn as ábhar na cáipéise seo. Leigheasfar earráidí a thuairiscítear do Philips agus foilseofar ar láithreán gréasáin tacaíochta Philips a luaithe is féidir.

Téarmaí baránta - Baol gortuithe, damáiste don teilifís nó neamhniú baránta!

Ná déan iarracht go deo an teilifís a athdheisiú tú féin. Úsáid an teilifís agus a comhghabhálais mar atá beartaithe ag an déantúsóir. Tugann an comhartha rabhaidh ar chúl na teilifíse le fios go bhfuil baol turrainge leictrí ann. Ná bain as clúdach na teilifíse go deo. Déan teagmháil le Cúram Custaiméirí Philips TV le haghaidh seirbhíse nó deisiúchán. Aimsigh an uimhir theileafóin sa cháipéisíocht phriontáilte a tháinig leis an teilifís. Nó tabhair cuairt ar ár láithreán gréasáin www.philips.com/support agus roghnaigh do thír más gá. Cuirfear an baránta ar neamhniú má dhéantar aon oibríocht atá toirmiscithe go sainráite sa treoirleabhar seo, nó aon choigeartú nó nós imeachta cóimeála nach bhfuil molta ná údaraithe sa

treoirleabhar seo.

Tréithe pictéilín

Tá líon ard pictéilíní daite ag an táirge LCD/LED seo. Cé go bhfuil pictéilíní éifeachtacha de 99.999% nó níos airde aige, d'fhéadfaí poncanna dubha nó pointí geala solais (dearg, uaine nó gorm) a bheith ar taispeáint go leanúnach ar an scáileán. Airí struchtúrtha de chuid na taispeána é seo (laistigh de ghnáthchaighdeáin an tionscail) agus ní mífheidhm é.

Comhlíonadh CE

Deimhníonn TP Vision Europe B.V. Leis seo go bhfuil an teilifís seo comhlíontach le bunriachtanais agus le forálacha ábhartha eile Treoracha 2014/53/AE (RED), 2009/125/CE (Éicea-dearadh), 2010/30/AE (Lipéadú Fuinnimh) and 2011/65/CE (RoHS).

Comhlíonadh le EMF

Déantúsaíonn agus díolann TP Vision go leor táirgí atá dírithe ar thomhaltóirí a bhfuil an cumas acu, cosúil le trealamh leictreonach ar bith, comharthaí leictreamhaighnéadacha a astú agus a fháil. Is é ceann de phrionsabail ghnó TP Vision tabhairt faoi gach beart sláinte agus sábháilteachta atá riachtanach dár dtáirgí chun comhlíonadh le gach riachtanais dlí infheidhmithe agus chun fanacht taobh istigh de na caighdeáin Réimse Leictreamhaighnéadach (EMF) a bhí infheidhmithe ag an am ar táirgeadh na táirgí.

Tá TP Vision tiomanta táirgí a fhorbairt, a tháirgeadh agus a chur ar an margadh nach bhfuil ina n-údar d'aon díobháil sláinte. Dearbhaíonn TP Vision go bhfuil a tháirgí sábháilte le haghaidh an úsáid atá beartaithe acu de réir na fianaise eolaíche atá ar fáil inniu, chomh fada is a úsáidtear iad chun an úsáid atá beartaithe leo. Tá ról gníomhach ag TP Vision i bhforbairt caighdeán idirnáisiúnta EMF agus sábháilteachta, rud a chuireann ar chumas TP Vision tuilleadh forbairtí i gcaighdeánú a ionchasú agus na forbairtí sin a chomhtháthú go luath ina dtáirgí.

26.2

Téarmaí Úsáide – Gailearaí na bhFeidhmchlár Philips

Chun tuilleadh eolais a fháil, in Cabhair, roghnaigh Eochairfhocail agus déan cuardach do Théarmaí Úsáide, Gailearaí na bhFeidhmchlár.

Cóipchearta

27.1

MHL

Is trádmharcanna de chuid an MHL, LLC iad MHL, Mobile High-Definition Link agus Lógó MHL.



27.2

HDMI

Is trádmharcanna nó trádmharcanna cláraithe de HDMI Licensing LLC iad na téarmaí HDMI agus HDMI High-Definition Multimedia Interface, agus lógó HDMI Logo i Stáit Aontaithe Mheiriceá agus i dtíortha eile.



27.3

Dolby Audio

Monaraíodh faoi cheadúnas ó Dolby Laboratories. Is trádmharcanna iad Dolby, Dolbh Audio agus an tSiombail D-dúbáilte de chuid Dolby Laboratories.



27.4

DTS 2.0+Digital Amach™

Maidir le paitinní DTS, féach <http://patents.dts.com>. Arna dhéanamh faoi cheadúnas ó DTS Licensing Limited. Is trádmharcanna cláraithe DTS, an tSiombail, & DTS agus an tSiombail le chéile, agus Is trádmharc é DTS 2.0+Digital Out de chuid DTS, Inc. © DTS, Inc. Gach Ceart ar Cosnamh.



27.5

Microsoft

Windows Media

Is trádmharc cláraithe nó trádmharc é Windows Media de Microsoft Corporation i Stáit Aontaithe Mheiriceá agus/nó tíortha eile.



Microsoft PlayReady

Baineann úinéirí ábhar úsáid as Microsoft PlayReady™, ar teicneolaíocht é a rialaíonn rochtain ar ábhar, chun a maoin intleachtúil, lena n-áirítear ábhar faoi chóipcheart, a chosaint. Baineann an gléas seo úsáid as teicneolaíocht PlayReady chun rochtain a fháil ar ábhar atá cosanta ag PlayReady agus/nó ábhar atá cosanta ag WMDRM. Má theipeann ar an ngléas srianta ar úsáid ábhar a fhorfheidhmiú go cuí, d'fhéadfadh úinéirí ábhar iarradh ar Microsoft cumas an ghléis ábhar atá cosanta ag PlayReady a sheinnt a aisghairm. Ní ceart go mbeadh aon tionchar ag aisghairm ar ábhar neamhchosanta nó ábhar atá cosanta ag teicneolaíochtaí rochtana ábhar eile. D'fhéadfadh úinéirí ábhar iarradh ort PlayReady a uasghrádú chun rochtain a fháil ar a n-ábhar. Má dhiúltaíonn tú roimh uasghrádú, ní bheidh tú in ann rochtain a fháil ar ábhar a bhfuil an t-uasghrádú ag teastáil uaidh.

27.6

Wi-Fi Alliance

Is trádmharcanna cláraithe de chuid an Wi-Fi Alliance Wi-Fi®, an logó Wi-Fi CERTIFIED, an logó Wi-Fi.



Kensington

(más infheidhme)

Trádmharcanna cláraithe i Stáit Aontaithe Mheiriceá de chuid ACCO World Corporation iad Kensington agus Micro Saver a bhfuil clárúcháin eisithe agus iarratais ar feitheamh acu i dtíortha eile ar fud an domhain.



Trádmharcanna Eile

Maoin dá n-úinéirí faoi seach iad gach trádmharc cláraithe agus neamhchláraithe eile.

Séanadh maidir le seirbhísí agus/nó bogearraí arna dtairiscint ag tríú páirtithe

D'fhéadfaí seirbhísí agus/nó bogearraí a thairgeann tríú páirtithe a athrú, a chur ar fionraí nó a fhoirceannadh gan aon fhógra a thabhairt roimh ré. Níl aon fhreagracht ag TP Vision in leithéid de chás.

Innéacs

A

Ag Féachaint ar an Teilifís 19
Ainm an Líonra Teilifíse 37
Ainm an Líonra teilifíse 36
Airde fuaime na gCluasán 53
Amadóir Casta As 58
Ambilight, Socruithe 55
APP, Cuardach Gutha 9
Ar Theilifís Anois 78

É

Éicea-Socruithe 58

B

Bluetooth 29
Bluetooth, Bain gléas as 30
Bluetooth, Péireáil 30
Bluetooth, Roghnaigh gléas 30
Breisiú Datha 50

C

Cainéal 18
Cainéal, athraigh go cainéal 19
Cainéal, Liosta Cainéal, cuardaigh 19
Cainéal, Liosta Cainéal, maidir le 18
Cainéal, Liosta Cainéal, oscail 18
Cainéal, Liosta Cainéal, scag 18
Cainéal, rátáil aoise 19
Cainéal, Suiteáil Satailíte 12
CAManna Satailíte 12
Camthaifeadán, nasc 34
Cóipeáil Liosta Cainéal 17
Cóipeáil Liosta Cainéal, cóipeáil 17
Cóipeáil Liosta Cainéal, leagan reatha 17
Cóipeáil Liosta Cainéal, uaslódáil 17
Cúram Custaiméirí 209
Cúram Scáileáin 211
Ceallraí, Cianrialtán 10
Ceamara grianghraif, nasc 33
Ceap Stiúrtha, nasc 31
Cianrialtán, Braiteoir IR 10
Cianrialtán, Forbhreathnú 8
Cláir, Moltaí 78
Cluasáin, nasc 30
Codarsnacht 50
Codarsnacht, Codarsnacht Dhinimiciúil 51
Codarsnacht, Codarsnacht Físe 51
Codarsnacht, Gile 50
Comhaid Meán, ó mhéaróg chuimhne USB 66
Comhaid Meán, ó Ríomhaire nó NAS 66
Comhaid meán, ó Stóráil sa Néal 66
Consól Cluiche, nasc 30
Cuardach Gutha, APP 9
Cuimhne Idirlín, glan 36
Cuir teilifís ar sos 72
Cumhacht Air 11
Cumhacht As 11

D

Dath 49
Diúscairt teilifíse nó ceallraí 203
Diosca Crua USB, Suiteáil 32

Dord 53

E

EasyLink 26

F

Fadhabanna, teanga an Roghchláir 208
Fadhb, Nasc HDMI 207
Fadhb, Nasc USB 207
Fadhabanna, Cianrialtán 206
Fadhabanna, Fuaim 207
Fadhabanna, Pictiúr 207
Físeáin ar Éileamh 79
Fógraí 202
Feidhmchláir 41
Formáid Phictiúir 52
Fuaim, Uathleibhéaladh Airde Fuaime 54

G

Gáma 51
Géire 50
Géire, Laghdú Déantán MPEG 52
Géire, laghdú torainn 52
Glas Feidhmchláir 43
Google Play Store 42
Grianghraif, Físeáin agus Ceol 66

H

HDMI MHL 25
HDMI, ARC 25

I

Illamharc 81

L

Lagú amhairc 64
Lagú Éisteachta 63
Lagú éisteachta 64
Líonra gan Sreang 35
Líonra sreangaithe 36
Líonra, Cas air Wi-Fi 37
Líonra, Féach ar Shocruithe 36
Líonra, gan sreang 35
Líonra, Glan Cuimhne Idirlín 37
Líonra, IP Statach 36
Líonra, nasc 35
Líonra, Scáileán Cliste Wi-Fi 37
Líonra, Sreangaithe 36
Líonra, WoWLAN 37
Líonra, WPS 35
Líonra, WPS le cód PIN. 35
Logó Philips, Gile 59

M

Méaróg Chuimhne USB 33
Méarchlár, nasc 32
Mód Codarsnachta 51
Mód Fuireachais 11
Mear-Socrú Fuaime 53

N

Nasc Aeróige 7
Nasc Cumhachta 6
Nasc HDMI-DVI 26

Nasc Satailíte 7
Nasc YPbPr, Leideanna 26
Nuashonrú Bogearraí 82

R

Rátáil Aoise 19
Rátáil Tuismitheora 19
Ríomhaire, nasc 34
Rochtain Uilíoch 63
Roghchlár Baile 39
Roghnú Fiseáin 21

S

Satailít, Bain as Satailít 14
Satailít, Cuir Satailít leis an liosta 13
Satailít, Nuashonrú Cainéal de Láimh 13
Satailít, Pacáistí Cainéal 13
Satailít, Suiteáil de láimh 14
Satailít, Unicable 13
Socrú, achar féachana 6
Socrú, socrú teilifíse 6
Socruithe Android 38
Soláthraí Meán Digiteach - DMR 37
Sonraí Eolaire Teilifíse 69
Stíl Fuaimne 53
Stíl Phictiúir 49
Suiteáil Líonra 35
Suiteáil Satailíte 12
Super Resolution 51

T

Tacaíocht ar líne 208
Tearmaí Úsáide 212
Tearmaí Úsáide, Gailearaí na bhFeidhmchlár 38
Teilifís ar Éileamh 78
Teilitéacs 23
Teocht Datha 50
Teocht Datha Shaincheaptha 51
Tráchttaireacht fuaimne 64
Treoir maidir le Nascacht 25
Treoacha Sábháilteachta 210
Tribil 53

U

Uaineadóir Codlata 63
Uath-Leibhéaladh Airde Fuaimne 54
Unicable 13

W

Wi-Fi 35



All registered and unregistered trademarks are property of their respective owners.
Specifications are subject to change without notice.
Philips and the Philips' shield emblem are trademarks of Koninklijke Philips N.V.
and are used under license from Koninklijke Philips N.V.
2017 © TP Vision Europe B.V. All rights reserved.

philips.com