

# 用户手册

65PUS7601

**PHILIPS**

---

# 内容

## 1 新增功能 4

### 1.1 全新浏览器引擎 4

## 2 设置 5

### 2.1 阅读安全说明 5

### 2.2 电视支架和壁挂安装 5

### 2.3 摆放提示 5

### 2.4 电源线 5

### 2.5 天线 5

### 2.6 圆盘式卫星天线 6

## 3 遥控器 7

### 3.1 键概述 7

### 3.2 与遥控器配对 8

### 3.3 语音搜索 8

### 3.4 触摸板 8

### 3.5 键盘 9

### 3.6 遥控传感器 10

### 3.7 电池 10

### 3.8 清洁 10

## 4 打开和关闭 11

### 4.1 开机或待机 11

### 4.2 电视上的按键 11

## 5 频道 12

### 5.1 卫星安装 12

### 5.2 天线/有线安装 14

### 5.3 频道列表复制 16

### 5.4 关于频道 16

## 6 连接设备 23

### 6.1 关于连接 23

### 6.2 HDMI 端口 23

### 6.3 Y Pb Pr - 分量 24

### 6.4 Scart 25

### 6.5 音频输出 - 光纤 25

### 6.6 带智能卡的 CAM - CI+ 25

### 6.7 接收器 - 机顶盒 26

### 6.8 家庭影院系统 - HTS 26

### 6.9 智能手机和平板电脑 27

### 6.10 蓝光光盘播放机 27

### 6.11 DVD 播放机 28

### 6.12 蓝牙 - 扬声器和游戏手柄 28

### 6.13 耳机 29

### 6.14 游戏控制台 29

### 6.15 游戏手柄 30

### 6.16 USB 硬盘驱动器 30

### 6.17 USB 键盘 31

### 6.18 USB 闪存盘 31

### 6.19 照相机 32

### 6.20 摄像机 32

### 6.21 电脑 32

## 7 连接 Android TV 34

### 7.1 网络和互联网 34

### 7.2 Google 帐户 36

### 7.3 飞利浦应用程序库 36

### 7.4 Android 设置 37

### 7.5 主菜单 37

## 8 应用程序 39

### 8.1 关于应用程序 39

### 8.2 Google Play 39

### 8.3 启动或停止应用程序 40

### 8.4 锁定应用程序 40

### 8.5 管理应用程序 41

### 8.6 存储 41

## 9 互联网 43

### 9.1 启动互联网 43

### 9.2 互联网选项 43

## 10 电视菜单 44

### 10.1 关于电视菜单 44

### 10.2 打开电视菜单 44

## 11 来源 45

### 11.1 切换设备 45

### 11.2 电视输入的选项 45

### 11.3 设备名称和类型 45

### 11.4 电脑 45

## 12 设置 47

### 12.1 常见设置 47

### 12.2 图片 47

### 12.3 声音 51

### 12.4 流光溢彩设置 53

### 12.5 环保设置 55

### 12.6 一般设置 55

### 12.7 时钟，区域和语音 57

### 12.8 通用接入 60

### 12.9 儿童锁 60

## 13 视频、照片和音乐 62

### 13.1 来自 USB 连接 62

### 13.2 来自电脑或 NAS 62

### 13.3 来自云存储服务 62

### 13.4 个人喜好节目，最流行，最后播放菜单 62

### 13.5 播放视频 62

### 13.6 查看照片 63

### 13.7 播放音乐 63

## 14 电视指南 64

### 14.1 您需要执行的操作 64

### 14.2 电视指南数据 64

### 14.3 使用电视指南 64

## 15 录制和暂停电视 66

### 15.1 录制 66

### 15.2 暂停电视 67

## 16 智能手机和平板电脑 68

### 16.1 飞利浦电视遥控应用程序 68

### 16.2 Google Cast 68

### 16.3 AirPlay 68

### 16.4 MHL 68

## 17 游戏 69

### 17.1 您需要执行的操作 69

17.2 玩游戏 69

## 18 流光溢彩 70

18.1 流光溢彩风格 70

18.2 关闭流光溢彩 70

18.3 流光溢彩设置 70

## 19 精品选择 71

19.1 关于精品选择 71

19.2 电视现有应用程序 71

19.3 TV on Demand 71

19.4 随选视频 71

## 20 Netflix 73

## 21 Multi View 74

21.1 文本和电视 74

21.2 HDMI 和电视 74

21.3 网络电视和电视 74

21.4 网络电视和 HDMI 74

## 22 软件 75

22.1 更新软件 75

22.2 软件版本 75

22.3 自动软件更新 75

22.4 开源软件 75

22.5 开源许可证 75

22.6 通知 160

## 23 规格 162

23.1 环境 162

23.2 功率 162

23.3 操作系统 162

23.4 接收 162

23.5 显示屏类型 162

23.6 显示屏输入分辨率 163

23.7 尺寸和重量 163

23.8 连接 163

23.9 声音 163

23.10 多媒体 163

## 24 帮助与支持 165

24.1 注册电视 165

24.2 使用帮助 165

24.3 故障检修 165

24.4 在线帮助 167

24.5 支持和维修 167

## 25 安全与保养 168

25.1 安全 168

25.2 屏幕保养 168

## 26 使用条款 170

26.1 使用条款 - 电视 170

26.2 使用条款 - 飞利浦应用程序库 170

## 27 版权 171

27.1 MHL 171

27.2 超高清 171

27.3 HDMI 171

27.4 Dolby Digital Plus 171

27.5 DTS Premium Sound™ 171

27.6 Microsoft 171

27.7 Wi-Fi Alliance 171

27.8 Kensington 171

27.9 其他商标 172

28 关于第三方提供的服务和/或软件的免责声明  
173

索引 174

# 新增功能

## 1.1

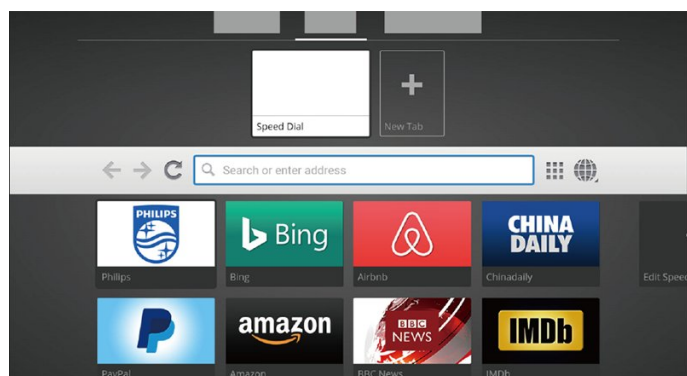
### 全新浏览器引擎

从现在开始，您的 Smart TV 应用程序将可使用新引擎，该引擎具有新的外观和更好的性能！

访问一些使用新引擎的应用程序时，您可能需要重新输入用户名和密码。

互联网浏览器应用程序也将具有新的外观和触感。

您现在可在浏览网页时将遥控器上的箭头键用作指针。



# 设置

## 2.1

### 阅读安全说明

使用电视前，请先阅读安全说明。

有关详细信息，请在帮助中选择关键字，然后查找安全说明。

## 2.2

### 电视支架和壁挂安装

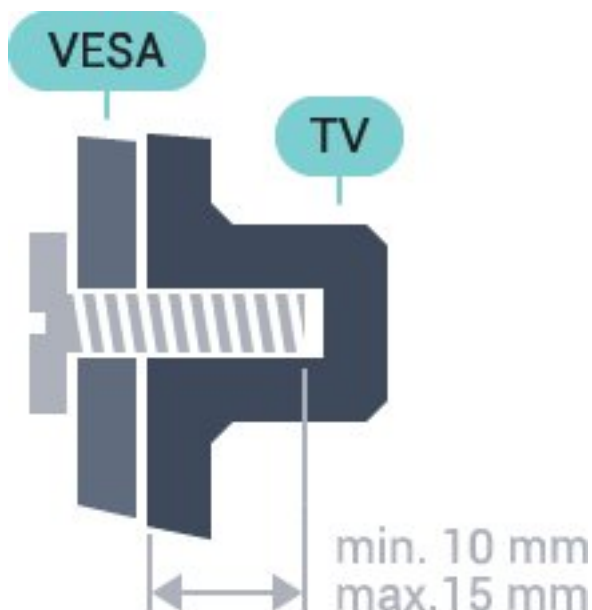
#### 电视支架

可以在电视机随附的快速入门指南中找到安装电视支架的说明。万一遗失本指南，您可以从 [www.philips.com](http://www.philips.com) 下载。

使用电视的产品型号查找要下载的快速入门指南。

#### 壁挂安装

您的电视还准备了符合 VESA 标准的壁挂安装支架（单独出售）。  
购买壁挂安装支架时，请使用以下 VESA 代码：..



• 65PUS7601  
VESA MIS-F 400x400，M6  
准备

先卸下电视背面螺纹衬套中的 4 个塑料螺钉盖。  
确保用金属螺钉将电视安装至 VESA 兼容支架上，拧入电视螺纹衬套约 10 毫米深。

注意

壁挂安装电视需要特殊技能，应该只能由有资质的人员执行。根据电视机的重量，电视壁挂式安装应符合安全标准。另外安置电视前，请先阅读安全警告。


TP Vision Europe B.V.

对由于安装不当而造成的事故或人身伤害不负任何责任。

## 2.3

### 摆放提示

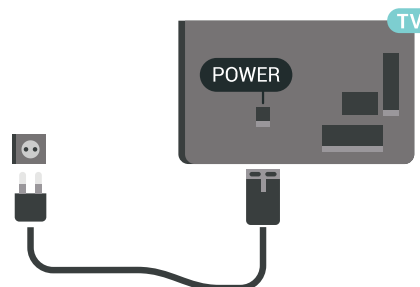
- 将电视放在光线不会直射到屏幕的地方。
- 将电视放在距离墙壁最多 15 厘米的位置。
- 观看电视的理想距离是电视屏幕对角长度的 3 倍。就坐时，眼睛应与屏幕中心持平。



## 2.4

### 电源线

- 将电源线插入电视背面的 POWER 接口。
- 确保电源线牢固插入接口。
- 确保可随时使用电源插座中的电源插头。
- 拔出电源线时，始终应拔动插头，切勿拉扯线缆。



尽管本电视待机功耗低，但如果长时间不使用电视，请拔掉电源线以节约能源。

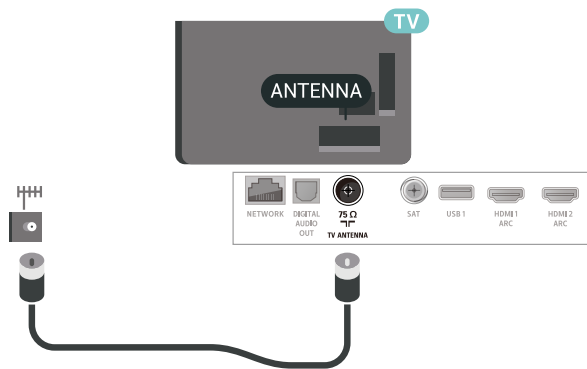
## 2.5

### 天线

将天线插头牢牢插入电视背面的 Antenna（天线）插孔。

您可以连接自己的天线，或者来自天线分配系统的天线信号。请使用 IEC 同轴 75 Ohm RF 天线接头。

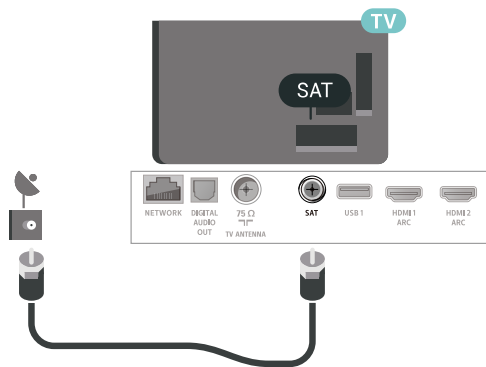
使用此天线接口可获得 DVB-T 和 DVB-C 输入信号。



## 2.6

# 圆盘式卫星天线

将卫星 F 型接头连接到电视背面的卫星接口 SAT。

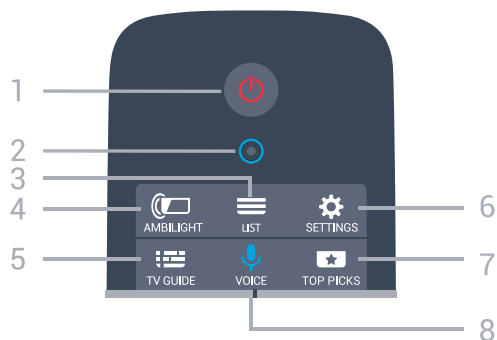


# 遥控器

## 3.1

### 键概述

#### 顶部



1 - 待机 / 开机  
打开电视或返回待机模式。

2 - VOICE 麦克风

3 - LIST  
要打开或关闭频道列表。

4 - AMBILIGHT  
选择任一流光溢彩风格。

5 - TV GUIDE  
打开或关闭电视指南。

6 - SETTINGS  
打开常见设置。

7 - TOP PICKS  
打开带有推荐节目、随选视频（租赁视频）或在线电视（点播电视）的菜单。  
如果可用。

8 - VOICE  
开始说出您的语音搜索。

#### 中部



1 - 电视菜单  
打开带有标准电视功能的电视菜单。

2 - SOURCES  
打开或关闭“来源”菜单。

3 - INFO  
打开或关闭节目信息。

4 - BACK  
切换回您选择的上一个频道。  
返回上一菜单。  
返回上一应用程序/互联网页面。

5 - 彩色键  
直接选择选项。

6 - EXIT  
切换回观看电视。离开互动电视应用程序。

7 - OPTIONS  
打开或关闭“选项”菜单。

8 - OK 键  
确认选择或设置。

9 - 箭头 / 导航键  
向上、向下、向左或向右导航。

10 - HOME  
打开主菜单。

#### 底部



#### 1 - NETFLIX

直接打开 Netflix 应用程序。电视已打开或处于待机模式。

#### 2 - 音量

调节音量。

#### 3 - 数字键

直接选择频道。

#### 4 - SUBTITLE

将字幕切换为打开、关闭或自动显示。

#### 5 - 播放和录制

- 播放 ► 用于播放。
- 暂停 || 用于暂停播放
- 停止 ■ 用于停止播放
- 倒回 ◀◀ 用于倒回
- 快进 ▶▶ 用于快进
- 录制 ● 用于开始录制

#### 6 - 频道

切换到频道列表中的下一个或上一个频道。打开文本/图文电视中的下一页或上一页。启动光盘的下一章或上一章。

#### 7 - 静音

静音或恢复声音。

#### 8 - TEXT

打开或关闭文本/图文电视。

### 3.2

## 与遥控器配对

为了让遥控器与电视通信，电视与遥控器应相互配对（连接）。

#### 配对

在开始初始电视安装时，电视会请您按 OK 键，这样做即可完成配对。如果按下遥控器上的任何键后电视都没有反应，则配对未成功。

#### 重新配对

如果电视与遥控器的配对已断开，则可以重新配对。

开始配对...

1 - 站在电视正右侧，按下电视背面的电源操纵键 3 秒钟。将显示一条消息，表明电视可以配对。

2 - 同时按住彩色键（红）和（蓝）1 秒钟。配对成功后会出现一条消息。

### 3.3

## 语音搜索

只需使用语音功能，即可在互联网上搜索视频、音乐或其他内容。您可以对着遥控器的麦克风讲话。或者，您也可以使用遥控键盘输入文本。

使用语音...

#### 1 - 按

VOICE

。遥控器上的蓝灯亮起，此时将打开搜索字段。只要 图标在屏幕上呈现红色，便表示麦克风处于活动状态。

2 - 清楚说出您要搜索的内容。您有 10 秒钟讲话时间，之后麦克风会关闭。可能需要过一会结果才会出现。

3 - 在搜索结果列表中，可以选择您需要的项。

4 - 如果需要，可按 ◀ BACK 关闭搜索结果。

使用遥控键盘搜索...

1 - 按 VOICE 可打开搜索字段。

2 - 按 > ( 向右键 ) 可突出显示文本字段。

3 - 使遥控键盘朝上，输入要查找的内容。

4 - 按 ◀ BACK 隐藏屏幕键盘。

5 - 在搜索结果列表中，可以选择您需要的项。

6 - 如果需要，可按 ◀ BACK 关闭搜索结果。

另请参见 [www.support.google.com/androidtv](http://www.support.google.com/androidtv)

#### 语音设置

可以设置“语音”功能要使用的语言。

要设置语音搜索的语言...

1 - 按 ⚙️，再选择所有设置，然后按 OK。

2 - 选择 Android 设置，然后按 OK。

3 - 选择首选项 > 人声，然后按 OK。

4 - 选择要使用的语言，然后按 OK。

5

- 按 ◀ BACK 返回到上一步，或者按 TV EXIT 关闭菜单。

### 3.4

## 触摸板

遥控器导航键菱形区 - 向上、向下、向左和向右键 - 也是一个小型触摸板。您可以使用此触摸板轻扫浏览长列表或逐条浏览列表。

如何使用触摸板...

#### 1

-

打开任何种类的带菜单的电视菜单，例如主菜单或频道列表。

#### 2




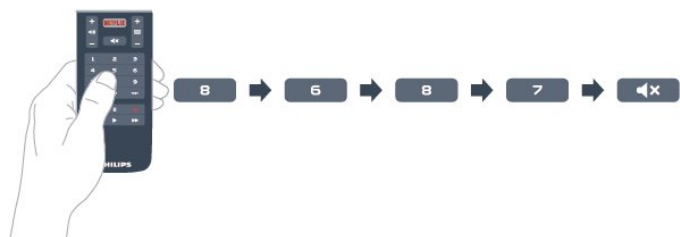
- 沿所需方向使用拇指轻扫触摸板浏览列表：上下方向或左右方向。轻扫触摸板时，突出显示条目将移动 1 格。如果轻扫后，拇指保持在触摸板上（无需按压），突出显示条目将滚过列表，直至拇指离开触摸板。

抽时间学习此轻扫操作或轻扫和保持手势。此功能对浏览长列表十分有效。

激活/停用触摸板功能

停用遥控器上的触摸板...

1 - 依次按遥控器数字键 8、6、8、7 和  静音键。



2 - 遥控器 LED

指示灯亮蓝色，遥控器触摸板功能成功关闭。



3 - 要重新激活触摸板功能，可以重复上述步骤。

注意

：即使换装电池，（激活/停用）设置也会存储在遥控器中。

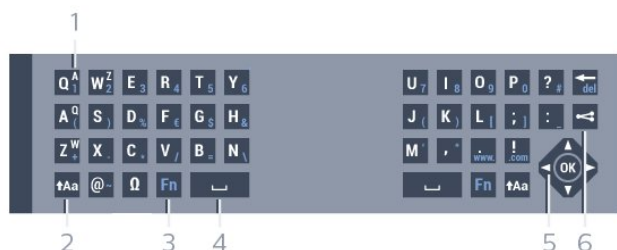
## 3.5

# 键盘

## 总体说明


Qwerty 和 Azerty

Qwerty/Azerty 键盘概述。



1 - Azerty 字符


键盘布局设置为 Azerty 时的字符位置。

2 -  Aa Shift


输入大写字符。

3 - Fn 键

输入数字或标点字符。

4 -  空格键

5 - 导航和 OK

6 -  分享此内容

在线分享您正在观看的内容。


\* 您的遥控器可能有 Qwerty / Azerty 或 Qwerty / 斯拉夫语系键盘，具体取决于您所在的地区。

Qwerty 和斯拉夫语系

Qwerty/斯拉夫语系键盘概述。

1 - 斯拉夫语系字符

键盘切换为斯拉夫语系时可用的字符。

2 -  斯拉夫语系键盘开关


将键盘切换到斯拉夫语系字符，或者切换回 Qwerty。


3 -  Aa Shift

输入大写字符。

4 - Fn 键

输入数字或标点字符

5 -  空格键

6 -  分享此内容

在线分享您正在观看的内容。

7 - 导航和 OK

\* 您的遥控器配有 Qwerty/Azerty 或 Qwerty/斯拉夫语系键盘，具体取决于您所在的地区。

## 编写文本

利用遥控器背面的键盘，可以在屏幕上的任何文本字段中输入文本。


要写入文本...

1 - 如果尚未选择文本字段，请先选择。

2

-

将遥控键盘面朝上即可激活键盘键。用双手握住遥控器，并用拇指输入。


3 - 要隐藏屏幕键盘，请按  BACK。

按 OK 确认文本。

屏幕键盘

如果使用屏幕键盘输入文本，可以将键盘布局配置为您习惯使用的布局。

要打开这些设置...

按  HOME，选择所有设置，然后按 OK。

5 - 选择 Android 设置，然后按 OK。

6 - 选择首选项 >  键盘，然后按 OK。

## 7 - 选择配置 >

语言，然后按 OK。可以在此设置语言键盘布局。

8 - 按 ← BACK 关闭菜单，回到上一步。

- 使用遥控器控制电视的最佳距离应小于 5 米。
- 使用遥控器键盘时，最好将遥控器角度保持在 50 度以内。
- 不要阻挡遥控器红外线。


## Qwerty、Azerty 和斯拉夫语系键盘

遥控键盘的标准布局是 Qwerty。

### Azerty 键盘

根据您所在的地区，遥控键盘可设置为 Azerty。Azerty 字符显示在相关键的右上角。



要将键盘布局设置为 Azerty...

- 1 - 按 ，再选择所有设置，然后按 OK。
- 2 - 选择区域和语言，按 > ( 向右键 ) 进入菜单。
- 3 - 选择遥控键盘，然后按 OK。
- 4 - 选择 AZERTY 或 QWERTY，然后按 OK。
- 5 - 如有必要，反复按 < ( 向左键 ) 关闭菜单。

### 斯拉夫语系键盘

根据您所在的地区，遥控键盘可切换为斯拉夫语系字符。斯拉夫语系字符显示在键盘键的右上角。

要输入斯拉夫语系字符...

- 1 - 按遥控器上的 。
- 2 - 再次按  可切换回 Qwerty。

## 3.6

## 遥控传感器

电视的遥控器通过蓝牙向电视发送命令。有了蓝牙，就无需将控制器对准电视。

但是，电视还可从使用 IR ( 红外线 ) 发送命令的遥控器接收命令。如果使用此类遥控器，请总是确保将遥控器对准电视正面的红外传感器。

## 3.7

## 电池

当遥控器电池电量不足时，电视会通知您。

要更换电池，请打开遥控器键盘一侧的电池仓。

1

-

使用小硬币或其他小型钝器，按下方形释放按钮打开电池仓盖。

2

-

按照弹簧片上的方向滑动电池，然后将电池的另一端拉出。

3 - 将旧电池换成 2 节 AA-LR6-1.5V

型碱性电视。请确保电池的 + 和 - 端正确对齐。

4 - 重新放回电池仓门，然后向下按，直至卡到位。

如果长时间不使用遥控器，请将电池取出。

请根据使用终止指令安全处置旧电池。

有关详细信息，请在帮助中选择关键字，然后查找使用终止。

## 3.8

## 清洁

您的遥控器已经用防刮擦涂层处理。

要清洁遥控器，请使用柔软的湿布。切勿使用酒精、化学品或家用清洁剂等物质清洁遥控器。

---

# 打开和关闭


---


## 4.1

### 开机或待机

确保电视已连接交流电源。将提供的电源线接入电视背面的 AC 输入接口。电视底部的指示灯将亮起。

打开

按遥控器上的 


打开电视。或者按  HOME

。如果您找不到遥控器或遥控器电池没电，也可以按电视背面的小操纵键打开电视。

切换至待机模式

要将电视切换

至待机模式，请按遥控器上

的 。您也可以按电视背面的小操纵键。



处于待机模式时，电视仍然通电，但能耗极小。

要完全关闭电视，请拔下电源插头。

断开电源插头时，请总是拔出电源插头，切勿拉扯电源线。请确保您始终可以完全接触到电源插头、电源线和插座。

---





## 4.2

### 电视上的按键

如果丢失遥控器或电池电量耗尽，仍可执行一些基本的电视操作。

要打开基本菜单...

1 - 打开电视后，按电视背面的操纵键可显示基本菜单。


2 - 按向左或向右键以选择  音量、 频道或  来源。选择  演示，以开始演示电影。

3

-

向上或向下按可调节音量或调谐至下一或上一频道。向上或向下按可查看来源列表，包括调谐器选择。按操纵键以开始演示电影。

4 - 菜单会自动消失。

要将电视切换至待机模式，请选择 ，然后按操纵键。



# 频道

## 5.1

## 卫星安装

### 关于安装卫星

多达 4 个卫星

您可在这款电视上安装多达 4 个卫星（4 个 LNB）。请在开始安装时，选择希望安装的确切卫星数。这将加快安装过程。


卫星，Unicable

您可以使用 Unicable 系统将圆盘式卫星天线连接到电视。您可以在开始安装时选择单卫星或双卫星 Unicable。

### 开始安装

确保正确连接并完全对准圆盘式卫星天线后再开始安装。

要开始卫星安装...

- 1 - 按 ，再选择所有设置，然后按 OK。
  - 2 - 选择频道 > 卫星安装。如果需要，请输入 PIN 码。
  - 3 - 选择搜索卫星。
  - 4 - 选择搜索。电视将搜索卫星。
  - 5 - 选择配置。电视会显示当前卫星安装设置。
- 如果想更改该设置，请选择设置。
- 如果不想更改该设置，请选择搜索。转至步骤 7。

- 6 - 在安装系统中，选择要安装的卫星数或选择任一 Unicable 系统。选择 Unicable 后，可以选择用户带编号并输入各调谐器的用户带频率。您可以在 Unicable 路由器中查找用户带。在部分国家/地区，可以在更多设置中调整各 LNB 的部分专家设置。

7

电视将搜索与圆盘式卫星天线对准的可用卫星。这可能需要几分钟时间。如果找到了卫星，其名称和接收强度将显示在屏幕上。

- 8 - 电视找到所需的卫星后，选择安装。

9

- 如果卫星提供频道套装，电视将显示该卫星的可用套装。选择所需套装。

10

要存储卫星设置及已安装的频道和电台，请选择已完成。

## 卫星安装设置

卫星安装设置已根据您所在的国家/地区预先进行了设置。这些设置决定了电视如何搜索和安装卫星以及卫星的频道。这些设置总是可以更改。

要更改卫星安装设置...

- 1 - 启动卫星安装。
- 2 - 在可开始搜索卫星的屏幕上，选择设置，然后按 OK。
- 3 - 选择要安装的卫星数或选择某个 Unicable 系统。选择 Unicable 后，可以选择用户带编号并输入各调谐器的用户带频率。
- 4 - 完成后，选择下一个，然后按 OK。
- 5 - 在“设置”菜单中，按 OK 返回屏幕以开始搜索卫星。

Homing Transponder 和 LNB

在部分国家/地区，可以调整 Homing Transponder 和每个 LNB 的专家设置。应仅在正常安装失败时才使用或更改这些设置。如果有非标准卫星设备，可以使用这些设置来覆盖标准设置。部分提供商可能提供某些转调器或 LNB 值，这些值可以在此输入。

## 卫星 CAM

如果您使用带智能卡的 CAM - 条件接收功能模块观看卫星频道，建议您将 CAM 插入电视后再执行卫星安装。

大多数 CAM 用于解密频道。

最新一代 CAM（具有运营商配置文件的 CI+ 1.3），可以自行将所有卫星频道安装至电视。CAM 会要求您安装其卫星和频道。这些 CAM 不仅可以安装并解密频道，而且还可以执行常规频道更新。

## 频道套装

卫星运营商可提供绑定免费频道（免费播放）以及进行了适合某个国家/地区的排序的频道套装。某些卫星提供订阅套装 — 付费观看的一系列频道。

## Unicable 设置

Unicable 系统

您可使用单线缆系统、MDU 或 Unicable 系统将圆盘式卫星天线连接到电视。单线缆系统使用一根线缆将圆盘式卫星天线连接至系统中的所有卫星调谐器。单线缆系统常用于公寓楼。如果您使用 Unicable 系统，电视会在安装过程中要求您指定用户带编号和相应的频率。您可以使用 Unicable 在本电视上安装 1 或 2 个卫星。

如果您发现某些频道在安装完 Unicable 后缺失，则您可能同时在 Unicable 系统上执行了另一次安装。请再次执行安装来安装缺失的频道。

用户带编号

在 Unicable 系统中，各个已连接的卫星调谐器都必须编号（例如 0、1、2 或 3 等）。

可用用户带及其编号位于 Unicable 开关箱上。用户带有时会缩写为 UB。有可以提供 4 或 8 个用户带的 Unicable 开关箱。如果在设置中选择 Unicable，电视会要求您为各内置卫星调谐器指定唯一的用户带编号。卫星调谐器不能与 Unicable 系统中的其他卫星调谐器具有相同的用户带编号。

用户带频率


除了唯一用户带编号，内置卫星接收器还需要所选择的用户带编号的频率。这些频率大多会显示在 Unicable 开关盒上的用户带编号旁边。

---

## 手动频道更新

您可以随时自行启动频道更新。

要手动启动频道更新...

- 1 - 按 , 再选择所有设置，然后按 OK。
- 2 - 选择频道 > 卫星安装。
- 3 - 选择搜索频道。
- 4 - 选择更新频道。
- 。电视将开始更新。更新可能需要几分钟时间。
- 5 - 按照屏幕上的说明操作。更新可能需要几分钟时间。
- 6 - 选择完成，然后按 OK。

---

## 添加卫星

您可将其他卫星添加至当前的卫星安装。已安装的卫星及其频道会保持不变。但是，某些卫星电视运营商不允许添加卫星。

其他卫星应视为附加产品，它不是您的主要卫星订阅，您也不会主要使用该卫星的频道套装。通常情况下，如果已安装 3 个卫星，您会添加第 4 个卫星。如果已安装 4 个卫星，您可能会考虑先删除 1 个卫星，然后才能够添加 1 个新的卫星。

设置


如果您目前只安装了 1 或 2 个卫星，当前的安装设置可能不允许添加额外的卫星。如需要更改安装设置，您必须重新

执行

完整的卫

星安装。如需要更改设置，则不能使用添加卫星。

要添加卫星...

- 1 - 按 , 再选择所有设置，然后按 OK。
- 2 - 选择频道 > 卫星安装。
- 3 - 选择搜索卫星。
- 4 - 选择添加卫星。将显示当前卫星。
- 5 - 选择搜索。电视将搜索新卫星。
- 6 -

如果电视找到了

一个或多个卫星，请选择安装

。电视会安装已找到卫星的频道。


7 - 选择完成，然后按 OK 存储频道和电台。

---

## 删除卫星

您可从当前的卫星安装中删除一个或多个卫星。您可删除卫星及其频道。但是，某些卫星电视运营商不允许删除卫星。

要删除卫星...

- 1 - 按 , 再选择所有设置，然后按 OK。
- 2 - 选择频道 > 卫星安装。
- 3 - 选择搜索卫星。
- 4 - 选择删除卫星。将显示当前卫星。
- 5 - 选择卫星，然后按 OK 标记或取消标记要删除的卫星。
- 6 - 如有必要，反复按 < ( 向左键 ) 关闭菜单。


---

## 手动安装

手动安装适用于专业用户。

可使用手动安装快速地从卫星转发器添加新频道。您需要知道转发器的频率和极化。电视将安装该转发器的所有频道。如果之前已安装转发器，则会将其所有频道 - 之前的频道和新频道 - 移动至所有频道列表的末尾。如果需要更改卫星数，则不能使用手动安装。如果需要进行此操作，则必须通过安装卫星来执行完整安装。

要安装转发器...

- 1 - 按 , 再选择所有设置，然后按 OK。
- 2 - 选择频道 > 卫星安装。
- 3 - 选择手动安装，按 > ( 向右键 ) 进入菜单。
- 4 - 如果安装了多个卫星，请选择您希望为其添加频道的 LNB。
- 5 - 设置所需的极化。如果将符号率模式设置为手动，则可在符号率中手动输入符号率。
- 6 - 按箭头键 ^ ( 向上键 ) 或 v ( 向下键 ) 调整频率，然后选择已完成。
- 7 - 选择搜寻，然后按 OK。信号强度将显示在屏幕上。
- 8 - 如果要存储新转调器的频道，请选择存储，然后按 OK。
- 9 - 如有必要，反复按 < ( 向左键 ) 关闭菜单。

---

## Homing Transponder 和 LNB

在部分国家/地区，可以调整 Homing Transponder 和每个 LNB 的专家设置。应仅在正常安装失败时才使用或更改这些设置。如果有非标准卫星设备，可以使用这些设置来覆盖标准设置。部分提供商可能提供某些转调器或 LNB 值，这些值可以在此输入。

LNB 电源

LNB 电源默认设置为开。

22 千赫音调

音调默认设置为开。

低 LO 频率/高 LO 频率

本地振荡器频率设置为标准值。仅当特殊设备需要不同数值时才能调整该值。

## 问题

电视找不到我想要的卫星或者电视将相同的卫星安装了两次

- 请确保在安装开始时于设置中设置了正确的卫星数。您可将电视设置为搜索 1 个、2 个或 3/4 个卫星。

双头 LNB 找不到第二个卫星

- 如果电视找到了一个卫星，但无法找到第二个卫星，请将圆盘式卫星天线转几度。调整圆盘式卫星天线以获取第一个卫星的最强信号。检查屏幕上的第一个卫星信号强度指示灯。第一个卫星设置在最强信号后，再次选择搜索以查找第二个卫星。
- 确保设置已设为两个卫星。

更改安装设置并没有解决问题

- 所有的设置、卫星和频道都只在安装的末尾阶段、您完成安装时存储。

所有的卫星频道都不见了

- 如果您使用 Unicable 系统，确保在 Unicable 设置中为两个内置调谐器指定了两个唯一的用户带编号。Unicable 系统中的其他卫星接收器可能正在使用相同的用户带编号。

某些卫星频道似乎已从频道列表中消失

- 如果某些频道似乎已经消失或移位，广播商可能已经更改了这些频道的转调器位置。要将频道位置恢复到频道列表中，可尝试更新频道套装。

无法删除卫星

- 订阅套装不允许删除卫星。要删除卫星，必须再次执行完整的安装并选择另一套装。

有时接收质量较差。

- 检查圆盘式卫星天线是否安装稳固。强风可能会移动圆盘式天线。
- 雨雪可能会降低接收质量。

5.2



## 天线/有线安装

### 更新或重新安装

更新数字频道

您可以随时自行启动频道更新。



要手动启动频道更新...

- 1 - 按 ，再选择所有设置，然后按 OK。
- 2 - 选择频道 > 天线/有线安装。
- 3 - 如果需要，请输入 PIN 码。
- 4 - 选择搜索频道。
- 5 - 选择开始。
- 6 - 选择更新数字频道。
- 7 - 按 OK，更新数字频道。这可能需要几分钟时间。
- 8 - 按  BACK 关闭菜单。

快速重装

选择快速重装可使用默认设置再次安装所有频道。

要快速重装...

- 1 - 按 ，再选择所有设置，然后按 OK。
- 2 - 选择频道 > 天线/有线安装。
- 3 - 如果需要，请输入 PIN 码。
- 4 - 选择搜索频道。
- 5 - 选择开始。
- 6 - 选择快速重装。
- 7 - 按 OK，更新数字频道。这可能需要几分钟时间。
- 8 - 按  BACK 关闭菜单。



高级重装

您可以重新安装所有频道，同时保留所有其他电视设置不变。

如果设置了 PIN

码，您需要输入此密码，然后才能重新安装频道。

要重新安装频道...

- 1 - 按 ，再选择所有设置，然后按 OK。
  - 2 - 选择频道 > 天线/有线安装。
  - 3 - 如果需要，请输入 PIN 码。
  - 4 - 选择搜索频道。
  - 5 - 选择开始，然后按 OK。
  - 6 - 选择高级重装，然后按 OK。
  - 7 - 选择您现在所在的国家/地区，然后按 OK。
  - 8 - 选择所要的安装类型：天线 (DVB-T) 或 有线 (DVB-C)，然后按 OK。
  - 9 - 选择所要的频道类型：数字和模拟频道或仅数字频道，然后按 OK。
  - 10 - 选择开始，然后按 OK
- 更新数字频道。这可能需要几分钟时间。
- 11 - 按  BACK 关闭菜单。


---

## 自动频道更新

如果接收到数字频道，可将电视设置为自动更新这些频道。


每天上午 6 点，电视将更新频道并存储新频道。新频道存储在频道列表中并带有 ★ 标记。电视会删除无信号的频道。电视需在待机模式下才能自动更新频道。您可以关闭自动频道更新。

要关闭自动更新...

- 1 - 按 ，再选择所有设置，然后按 OK。
- 2 - 选择频道 > 天线/有线安装。
- 3 - 如果需要，请输入 PIN 码。
- 4 - 选择自动频道更新。
- 5 - 选择关闭。
- 6 - 按 < ( 向左键 ) 返回到上一步，或者按 ← BACK 关闭菜单。

找到新频道或频道已更新或已删除时，电视启动时会显示一条消息。要避免每个频道更新后显示此类消息，您可以将其关闭。

要关闭消息...

- 1 - 按 ，再选择所有设置，然后按 OK。
- 2 - 选择频道 > 天线/有线安装。
- 3 - 如果需要，请输入 PIN 码。
- 4 - 选择频道更新消息。
- 5 - 选择关闭。
- 6 - 按 < ( 向左键 ) 返回到上一步，或者按 ← BACK 关闭菜单。

在部分国家/地区，自动频道更新可在观看电视的同时或者电视处于待机模式下的任何时刻完成。

---

## DVB-T 或 DVB-C

---

### DVB 设置

---

#### 网络频率模式

如果您打算在频率扫描中使用迅速的快速扫描方法来搜索频道，请选择自动。电视将使用您所在国家/地区大多数有线电视运营商所使用的任一预定义网络频率（或 HC – 自导引频道）。

如果您获得了具体的网络频率值来搜索频道，请选择手动。

---

#### 网络频率

当网络频率模式设置为手动时，您可在此输入有线电视运营商提供的网络频率值。要输入该值，请使用数字键。

---

## 频率扫描

### 选择搜索频道

的方法。您可以选择更迅速的快速扫描方法并使用您所在国家/地区大多数有线电视运营商所使用的预定义设置。

如果这样做会导致未设定频道或者某些频道缺失，您可以选择更广泛的完全扫描方法。此方法需要更多的时间来搜索和安装频道。

---

### 调频幅度大小

电视会以 8 兆赫的调频幅度搜索频道。

如果这样做会导致未设定频道或者某些频道缺失，您可以使用更小的 1 兆赫的调频幅度。使用 1 兆赫的调频幅度需要更多的时间来搜索和设定频道。

---

## 数字频道

如果知道有线电视运营商不提供数字频道，则可以跳过搜索数字频道。

---

## 模拟频道

如果知道有线电视运营商不提供模拟频道，则可以跳过搜索模拟频道。

---

## 免费/加密


如果订阅了付费电视服务并拥有相应的 CAM - 条件接收功能模块，请选择免费 + 加密。如果未订阅付费电视频道或服务，可以选择仅免费频道。

---

## 接收质量

您可以检查数字频道的接收质量和信号强度。如果您拥有自己的天线，则可以重新调整天线，尝试改善接收质量。

要检查数字频道的接收质量...

- 1 - 调谐至该频道。
- 2 - 按 ，再选择所有设置，然后按 OK。
- 3 - 选择频道 > 天线/有线安装。如果需要，请输入 PIN 码。
- 4 - 选择数字：接收测试。
- 5 - 选择搜索。此时会显示此频道的数字频率。
- 6 - 再次选择搜寻，然后按 OK 检查此频率的信号质量。测试结果显示在屏幕上。可以重新放置天线，或者检查连接是否有可能改善接收效果。
- 7 -

您也  
可以亲自  
更改频率。逐个选  
择频率号，然后使用 **▲** ( 向上键 ) 或 **▼**  
( 向下键 ) 键更改值。选择搜寻，然后按 OK  
再次测试接收效果。  
8 - 如有必要，反复按 **◀** ( 向左键 ) 关闭菜单。

## 手动安装

可以逐个频道手动设定模拟电视频道。

要手动安装模拟频道...

- 1 - 按 **⚙**，再选择所有设置，然后按 OK。
  - 2 - 选择频道 > 天线/有线安装。如果需要，请输入 PIN 码。
  - 3 - 选择模拟：手动安装。
- 系统  
要设置电视系统，请选择系统。  
选择您目前所在的国家/地区，然后按 OK。
  - 搜索频道  
要查找频道，请选择搜索频道。  
。您可以自己输入频率来查找频道，也可以让电视搜索频道。按 **▶** ( 向右键 ) 选择搜寻，自动搜索频道。找到的频道将显示在屏幕上，如果接收质量较差，请再次按搜索。  
。如果希望存储频道，请选择完成，然后按 OK。
  - 存储  
您可将该频道存储在当前频道编号上或存储为新频道编号。  
。选择存储当前频道或存储为新频道。  
。新频道编号将短暂显示。
- 您可以重复这些步骤，直至找到所有可用的模拟电视频道。

## 5.3

# 频道列表复制

## 复制频道列表

要复制频道列表...

- 1 - 打开电视。该电视应已安装了频道。
  - 2 - 插入 USB 闪存盘。
  - 3 - 按 **⚙**，再选择所有设置，然后按 OK。
  - 4 - 选择频道 > 频道列表复制。
  - 5 - 选择复制到 USB。系统可能会要求您输入儿童锁 PIN 码才能复制频道列表。
  - 6 - 复制完成后，请拔下 USB 闪存盘。
  - 7 - 如有必要，反复按 **◀** ( 向左键 ) 关闭菜单。
- 现在，您可将已复制的频道列表上传到另一台飞利浦电视上。

## 频道列表版本

检查频道列表的当前版本...

- 1 - 按 **⚙**，再选择所有设置，然后按 OK。
- 2 - 选择频道，然后按 **▶** ( 向右键 ) 进入菜单。
- 3 - 选择频道列表复制，再选择当前版本，然后按 OK。
- 4 - 如有必要，反复按 **◀** ( 向左键 ) 关闭菜单。

## 上传频道列表

对于未完成安装的电视

根据电视是否已完成安装，您必须采用不同的方式来上传频道列表。

上传至尚未设定的电视

- 1 -  
插上电源插头开始安装，选择语言和国家/地区。可跳过搜索频道。完成安装。
- 2 - 插入存有其他电视频道列表的 USB 闪存盘。
- 3 - 要开始上传频道列表，请按 **⚙**，选择所有设置，然后按 OK。
- 4 - 选择频道 > 频道列表复制 > 复制到电视。  
。如果需要，请输入 PIN 码。
- 5 - 电视会通知您频道列表是否已成功复制至电视。请拔下 USB 闪存盘。

对于已完成安装的电视

根据电视是否已完成安装，您必须采用不同的方式来上传频道列表。

上传至已设定的电视

- 1 -  
验证电视的国家/地区设置。（要验证此设置，请参阅“重新安装所有频道”一章。开始此过程，直至达到国家/地区设置。按 **◀** BACK 取消安装。）  
如果国家/地区设置正确，请继续执行步骤 2。  
如果国家/地区有误，则需要启动重新安装。请参阅“重新安装所有频道”一章，然后开始安装。选择正确的国家/地区并跳过频道搜索。完成安装。完成后，继续执行步骤 2。
- 2 - 插入存有其他电视频道列表的 USB 闪存盘。
- 3 - 要开始上传频道列表，请按 **⚙**，选择所有设置，然后按 OK。
- 4 - 选择频道 > 频道列表复制 > 复制到电视。  
。如果需要，请输入 PIN 码。
- 5 - 电视会通知您频道列表是否已成功复制至电视。请拔下 USB 闪存盘。



## 关于频道

### 频道列表

#### 关于频道列表

某频道安装后，所有频道都会出现在频道列表中。如信息可用，则频道同时显示频道名称和图标。

对于每种类型的调谐器 - 天线/有线 (DVB-T/C) 或卫星 (DVB-S) - 均显示带有所有已安装频道的频道列表。您可以筛选此列表，以仅显示电视或仅显示无线电频道。或者，如果已安装多个卫星，您可以按卫星筛选频道。

选定频道列表后，按 **^** (向上) 或 **v** (向下) 箭头键以

选择频道，然后按 OK

可观看选定频道。您在使用 **= +** 或 **= -** 键时，只能调谐至该列表中的频道。

#### 频道图标

频道列表进行

自动频道更新后，新发现的频道将带有 **★** (星) 标记。如果锁定某频道，该频道将带有 **🔒** (锁) 标记。此时，其他人最常观看的 3 个频道将带有 1、2 或 3 标记。

#### 电台

如果能获得数字广播，则数字电台会在安装期间进行安装。切换无线电频道与切换电视频道一样。有线 (DVB-C) 频道通常会从频道编号 1001 开始安装到电台。

此电视能接收数字电视标准 DVB。如果某些数字电视运营商不符合全部标准的要求，则该电视可能无法正常工作。

#### 打开频道列表

在每个调谐器、天线/有线或卫星调谐器全部频道的列表旁边，您可以选择一个经筛选的列表或您创建的一个收藏列表。

要打开当前频道列表...

- 1 - 按 **TV** 可切换到电视。
- 2 - 按 **= LIST\*** 或 OK 可打开当前频道列表。
- 3 - 按 **← BACK** 关闭频道列表。

要选择某频道列表...

- 1 - 在屏幕上打开频道列表。
- 2 -

选择频道列表顶部

的列表名称，然后按 OK 打开列表菜单。

- 3 - 在列表菜单中选择一个可用频道列表，然后按 OK。

提示

您可以使用资源菜单在两个调谐器之间轻松切换。

按 **SOURCES**，然后选择看电视

以切换到天线/有限调谐

器。选择看电视以切换到卫星调谐器。

电视将始终为所选调谐器打开上次所选的频道列表。

\* 如果遥控器上有 **= LIST** 键

#### 筛选频道列表

您可以筛选带全部频道的列表。您可以将频道列表设置为仅显示电视频道或仅显示电台。对于天线/有线频道，您可以将列表设置为显示“免费接收”或“加密”频道。如果已安装多个卫星，您可以按卫星筛选卫星频道列表。

要在带有全部频道的列表中筛选...

- 1 - 按 **TV**。
- 2 - 按 OK 可打开当前频道列表。
- 3 -

在屏幕上打开频道列表，选择频道列表顶部的列表名称，然后按 OK 打开列表菜单。

- 4 - 在列表菜单中，选择要筛选的列表。

- 5 - 按 **←** (向左键) 返回到上一步，或者按 **←** 关闭菜单。

#### 搜索频道

您可以搜索某频道，以在频道长列表中找到该频道。

电视可以在 3 大主要频道列表中搜索某频道，即天线、有线或卫星频道列表。

要搜索频道...

- 1 - 按 **TV**。
- 2 - 按 OK 可打开当前频道列表。
- 3 - 选择右上角的 **🔍**，然后按 OK。
- 4 -

选择搜索频道，然后按 OK

打开文本字段。可以使用遥控键盘 (如果有) 或屏幕键盘输入文本。

5

-

输入数字、名称或

部分名称，然后选择应用并按 OK

。电视将在您所选的列表中搜索匹配的频道名称。

搜索结果以频道列表形式列出，请查看顶部列表名称。如果选择其他频道列表或者关闭搜索结果列表，搜索结果将消失。

### 观看频道

#### 调谐到某频道

要开始观看电视频道，请按 **TV**

。电视将调谐到您上次观看的频道。

#### 切换频道

要切换频道，请按 **= +** 或 **= -**。

OK 可立即切换频道。

如果信息来自互联网，则电视会显示当前节目名称和详情以及下一节目名称和详情。

上一频道

要切换回上次调谐的频道，请按 **← BACK**。

您还可以从频道列表调谐频道。

---

## 锁定频道

---

### 锁定和解锁频道

要防止儿童观看频道，您可以锁定频道。要观看锁定的频道，必须先输入 4 位儿童锁 PIN 码。您无法锁定相连设备中的节目。

要锁定频道...

- 1 - 按 **TV**。
  - 2 - 按 OK 打开频道列表。如有必要，请更改频道列表。
  - 3 - 选择右上角的 **⋮**，然后按 OK。
  - 4 - 选择锁定/解锁，然后按 OK。
  - 5 - 如果电视要求您输入 4 位 PIN 码，请照做。
  - 6 - 选择要锁定的频道，然后按 OK。
- 。锁定的频道带有 **🔒** (锁) 标记。
- 7
- 按 **←**  
(向左键) 返回到上一步，或者按 **← BACK** 关闭菜单。

要解锁频道...

- 1 - 按 **TV**。
  - 2 - 按 OK 打开频道列表。如有必要，请更改频道列表。
  - 3 - 选择右上角的 **⋮**，然后按 OK。
  - 4 - 选择锁定/解锁，然后按 OK。
  - 5 - 如果电视要求您输入 4 位 PIN 码，请照做。
- 6
- 按 **←**  
(向左键) 返回到上一步，或者按 **← BACK** 关闭菜单。

如果在频道列表中锁定或解锁频道，关闭频道列表前您只需输入一次 PIN 码。

---

## 父母评级

---

为了防止儿童观看不适合其年龄的节目，可以使用年龄评级。

数字频道可对其节目进行年龄评级。当节目的年龄评级等于或超过您设置的儿童年龄评级时，节目将会被锁定。要观看锁定的节目，必须先输入父母评级码。

要设置年龄评级...

- 1 - 按 **⚙**，再选择所有设置，然后按 OK。
  - 2 - 选择儿童锁 > 父母评级。
  - 3 - 输入 4 位儿童锁密码。
- 如果尚未设置密码，请在儿童锁中选择设置密码。输入 4 位儿童锁密码并确认。现在可以设置年龄评级了。

4 - 返回父母评级，选择年龄。

5 - 如有必要，反复按 **←** (向左键) 关闭菜单。

要关闭父母年龄评级，请选

择无。但在部分国家/地区必须设置年龄评级。

对于某些广播商/运营商，电视只能锁定超过评级设置的节目。所有频道均可设置父母年龄评级。

---

## 频道选项

---

### 打开选项

观看频道时，可以设置一些选项。

根据所观看的频道类型或您所做的电视设置，部分选项可用。

要打开“选项”菜单...

- 1 - 观看某个频道时，按 **+ OPTIONS** > **≡** 首选项。
- 2 - 再次按 **+ OPTIONS** 可关闭。

---

## 重命名频道

---

观看某个频道时，可以重命名频道。

要重命名频道...

- 1 - 观看某个频道时，按 **+ OPTIONS**。
  - 2 - 选择 **≡** 首选项 > 重命名频道。
- 3
- 
- 使用遥控器背面的键盘删除当前名称，然后输入新名称。

---

## 通用接口

---

如果已在某个通用接口插槽中安装 CAM，您可以查看 CAM 和运营商信息，或者进行一些 CAM 相关设置。

要查看 CAM 信息...

- 1 - 按 **📺 SOURCES**。
- 2 - 选择您正在使用 CAM 看电视或看卫星电视的频道类型。
- 3 - 按 **+ OPTIONS**，然后选择 **≡** 首选项 > 通用接口。
- 4 - 选择相应的通用接口插槽，然后按 **➤** (向右键)。
- 5 - 选择 CAM 的电视运营商，然后按 OK。以下屏幕来自电视运营商。

---




## 此频道上的 HbbTV

---

如希望避免在特定频道上访问 HbbTV 页面，您可以仅阻止该频道的 HbbTV 页面。

- 1 - 调谐至您希望阻止其 HbbTV 页面的频道。
- 2
- 按 **+ OPTIONS**，然后选择首选项 > 该频道上的 HbbTV，再按 **➤** (向右键)。
- 3 - 选择关闭，然后按 OK。
  - 4 - 按 **←** (向左键) 返回到上一步，或者按 **← BACK** 关闭菜单。

要完全阻止电视上的 HbbTV...



- 1 - 按 ，再选择所有设置，然后按 OK。
- 2 - 选择一般设置 > 高级 > HbbTV。
- 3 - 选择关闭，然后按 OK。
- 4 - 按  (向左键) 返回到上一步，或者按  BACK 关闭菜单。

---

## 频道信息

您可以查看特殊频道的技术特性，如数字、声音类型等。

要查看某频道的技术信息...




- 1 - 调谐至该频道。
- 2 - 按  + OPTIONS，然后选择  首选项，再按 OK。
- 3 - 选择频道信息，然后按 OK。
- 4 - 要关闭此屏幕，请按 OK。

---

## 节目信息

查看节目详情

调用所选节目的详细信息...






- 1 - 调谐至该频道。
- 2 - 按  + OPTIONS，然后选择  首选项，再按 OK。
- 3 - 选择节目信息，然后按 OK，可查看节目信息。
- 4 - 按  BACK 关闭。

---

## 单声道/立体声

您可以将模拟频道的声音切换至“单声道”或“立体声”。

要切换至“单声道”或“立体声”...

- 1 - 调谐至模拟频道。
- 2 - 按  + OPTIONS，然后选择  首选项 > 单声道/立体声，再按  (向右键)。
- 3 - 选择单声道或立体声，然后按 OK。
- 4 - 按  (向左键) 返回到上一步，或者按  BACK 关闭菜单。

---

## 视频选择

数字电视频道可在一个电视频道上提供多路视频信号 (多源播送)、同一事件的不同摄像机视角或角度，或者不同的节目。如有任何这样的电视频道可用，电视会显示消息。

---





## 双语I-II

如果音频信号包含两种音频语言，但是其中一种语言或者两种语言都没有语言指示，则此选项可用。

---

## 映射频道





如果开头没有节目信息，可以制作映射频道，获取更多节目信息。

- 1 - 按  TV GUIDE，使用导航键选择中间的 ，然后按 OK。
- 2 - 选择电视指南 > 来自互联网，然后按 OK。
- 3 - 在电视指南中选择其中一个频道，然后按 OK，观看所选频道。
- 4 - 观看某个频道时，按  + OPTIONS。
- 5 - 选择  首选项 > 映射频道。
- 6 - 在列表中选择一项，然后按 OK。
- 7 - 选择映射频道。
- 8 - 完成后，您将在节目中看到映射的频道信息。

---

## 更改徽标

如果开头没有节目信息，可以通过以下步骤获取更多节目信息。

- 1 - 按  TV GUIDE，使用导航键选择中间的 ，然后按 OK。
- 2 - 选择电视指南 > 来自广播商，然后按 OK。
- 3 - 在电视指南中选择其中一个频道，然后按 OK，观看所选频道。
- 4 - 观看某个频道时，按  + OPTIONS。
- 5 - 选择  首选项 > 更改徽标。
- 6 - 在列表中选择一项，然后按 OK。
- 7 - 选择更改徽标。
- 8 - 完成后，您将在节目中看到映射的频道信息。



---

## 收藏频道



关于收藏频道

在收藏频道列表中，您可以收集喜欢的频道。

可以创建 8 个收藏频道列表，以便轻松导航至频道。您可以为每个收藏夹列表单独命名。仅可在收藏夹列表中重新排序频道。

选定收藏夹列表后，按  (向上) 或  (向下) 箭头键以




选择频道，然后按 OK

可观看选定频道。您在使用  + 或  - 键时，只能调谐至该列表中的频道。

---

## 创建收藏频道列表

从频道列表创建收藏频道列表...

- 1 - 按  可切换到电视。
- 2 - 按  LIST (如果有) 或 OK 可打开当前频道列表。
- 3 - 选择右上角的 ，然后按 OK。

4 - 选择创建收藏列表，然后按 OK。

5

-

在左侧列

表中，选择要将其

收藏的频道，然后按 + OPTIONS

。频道将以您添加的顺序显示在右侧的列表中。要取消操作，请选择左

侧列表中的频道，然后再次

按 + OPTIONS。您也可以选择一系列频道，方法是按

▼

( 向下键 ) 选择要添加的一系列频道中的最后一个，然后按 OK。

6 - 要完成添加频道，请按 ← BACK。

7

- 电视将要求您重命名收藏列表

。您可以使用屏幕键盘或按 ← BACK

隐藏屏幕键盘，然后使用遥控器背面的键盘 ( 如果有 )，输入新名称。


如果


频道列表


较长，您也可以选择任意频道，然后按 + OPTIONS

打开选项菜单，选择创建收藏列表，再按 OK。

通过复制现有收藏频道列表新建收藏频道列表...

1 - 按  可切换到电视。

2 - 按  LIST ( 如果有 ) 或 OK 可打开当前频道列表。

3 - 选择右上角的 ，然后按 OK。

4 - 选择复制收藏列表，然后按 OK。

5

-

在左侧列

表中，选择要将其

收藏的频道，然后按 + OPTIONS

。频道将以您添加的顺序显示在右侧的列表中。要取消操作，请选择左

侧列表中的频道，然后再次

按 + OPTIONS。您也可以选择一系列频道，方法是按

▼

( 向下键 ) 选择要添加的一系列频道中的最后一个，然后按 OK。

6 - 要完成添加频道，请按 ← BACK。

7

- 电视将要求您重命名收藏列表

。您可以使用屏幕键盘或按 ← BACK

隐藏屏幕键盘，然后使用遥控器背面的键盘 ( 如果有 )，输入新名称。

您可以复制带全部频道的频道列表并删除不需要的频道，以此一次性添加一系列频道或开启收藏列表。

---

添加一系列频道

要一次性添加一系列连续


频道至收藏列表，您可以使用选择范围。

要添加一系列频道...

1 - 按  SOURCE。

2 - 选择个人喜好节目。

3 - 打开要向其添加一系列频道的收藏列表。

4 - 选择右上角的 ，然后按 OK。

5 - 选择编辑收藏列表，然后按 OK。

6

-

在左侧列表中，选择要添加的一系列频道中的第一个，然后按 OK。

7 - 按

▼

( 向下键 ) 选择要添加的一系列频道中的最后一个，然后按 OK。

8 - 选择“添加”，然后按“OK”。频道将在左侧标出。

---


重命名收藏夹列表

您只可以重命名一个收藏列表。

重命名收藏列表...

1 - 按  SOURCE。

2 - 选择个人喜好节目。

3 - 选择右上角的 ，然后按 OK。

4 - 选择重命名收藏列表，然后按 OK。

5

- 使用屏幕键盘或按 ← BACK

隐藏屏幕键盘，然后使用遥控器背面的键盘 ( 如果有 )，输入新名称。

6 - 完成后，翻转遥控器并选择关闭，然后按 OK。

7 - 按 ← BACK 关闭频道列表。

---


删除收藏夹列表

您只可以删除一个收藏列表。

删除收藏列表...

1 - 按  SOURCE。

2 - 选择个人喜好节目。

3 - 选择右上角的 ，然后按 OK。


4 - 选择删除收藏列表，然后按 OK。

---


重新排序频道

只有在收藏列表中才可以更改频道的顺序 ( 重新排序 )。

要更改频道的顺序...

1 - 按  SOURCES，然后选择个人喜好节目。

2 - 打开要重新排序的收藏列表。

3 - 选择右上角的 ，然后按 OK。

4 - 选择重新排序频道，然后按 OK。

5

- 在收藏列表

中，选择要重新排序

的频道，然后按 OK。( 频道将标记为灰框 )

6

- 使用 ^ ( 向上键 ) 或 ▼

( 向下键 ) 将频道移动到所需位置。

7 - 按 OK 确认新位置。

-  
您可以  
使用同样的方  
法重新排序频道，完成后使  
用 ← BACK 键关闭收藏列表。

## 文本/图文电视

### 文本页面

要在观看电视频道时打开文本/图文电视，请按 TEXT。  
要关闭文本，请再次按 TEXT。

### 选择文本页面

要选择页面.....

- 1 - 使用数字键输入页号。
- 2 - 使用箭头键导航。
- 3 - 按彩色键选择屏幕底部的彩色编码项。

### 文本子页面

一个文本页号可容纳多个子页。子页号显示在主页号旁边的横条中。  
要选择子页，请按 < 或 >。

### T.O.P.文本页面

某些广播商提供 T.O.P.文本。  
打开  
T.O.P.文本页面（  
在“文本”中），请按 + OPTIONS，然后选择  
T.O.P.概述。

### 收藏页面

电视会生成您打开的最后 10 个文本页面的列表。可以在收藏文本页栏中轻松重新打开它们。

- 1 - 在“文本”中，选择屏幕左上角的 ♥  
(心) 以显示收藏页栏。

2

- 按 ▼ (向下键) 或 ▲  
(向上键) 选择页号，然后按 OK 打开页面。  
可以用清除收藏页面选项清除此列表。


### 搜索文本

您可以选择一个单词，然后扫描文本来寻找出现该单词的所有位置。


- 1 - 打开文本页，然后按 OK。
- 2 - 用箭头键选中一个单词或数字。
- 3  
- 再次按 OK  
直接跳转到下一个出现该单词或数字的地方。
- 4 - 再次按 OK 跳转到后续出现该单词或数字的地方。
- 5  
- 要停止搜索，请按 ▲  
(向上键)，直至没有任何内容选中。

### 来自连接设备的文本

某些接收电视频道的设备也可提供文本。  
要从连接的设备打开文本.....

- 1 - 按  SOURCES 选择设备，然后按 OK。

2

- 观看设备上的频道时，请按 + OPTIONS  
，然后选择显示设备键，再选择  键，最后按 OK。
- 3 - 按 ← BACK 隐藏设备键。
- 4 - 要关闭文本，请再次按 ← BACK。

### 数字文本 (仅限于英国)

一些数字广播商在他们的数字电视频道上提供专用的数字文本或互动电视。这些服务包括使用数字键、彩色键和箭头键进行选择和导航的普通文本。

要关闭数字文本，请按 ← BACK。

### 文本选项


在文本/图文电视中，按 + OPTIONS 可选择以下选项...

- 冻结页面  
停止子页自动滚动。
- 双视窗/全屏幕  
并排显示电视频道和文本。
- T.O.P. 概述  
打开 T.O.P.文本。
- 放大  
放大文本页，以便舒适地阅读。
- 显示  
显示隐藏的页面信息。
- 循环子页面  
有子页面时，循环子页面。
- 隐藏/显示收藏页面  
隐藏或显示收藏页面列表。
- 清除收藏页面  
清除收藏页面列表。
- 语言  
切换文本用来正确显示内容的字符组。
- 图文电视 2.5  
激活图文电视 2.5，以获得更多色彩和质量更好的图形。

### 文本设置

#### 文本语言

某些数字广播商提供了多种文本语言。  
要设置主要和辅助文本语言.....

- 1 - 按 ，再选择所有设置，然后按 OK。
- 2 - 选择区域和语言，按 > (向右键) 进入菜单。
- 3 - 选择语言 > 主图文电视或辅助图文电视。
- 4 - 选择首选文本语言。
- 5 - 如有必要，反复按 < (向左键) 关闭菜单。

#### 图文电视 2.5

如果有图文电视 2.5  
可用，那么可以获得更多色彩和更好的图形。图文电视  
2.5 作为标准出厂设置激活。  
要关闭图文电视 2.5...

- 1 - 按 TEXT。

2

-

在屏幕上打开文本/图文电视的情况下，按 + OPTIONS。

3 - 选择图文电视 2.5 > 关闭，然后按 OK。

4 - 如有必要，反复按 ◀ ( 向左键 ) 关闭菜单。

# 连接设备

## 6.1

### 关于连接

#### 连接指南

总是通过尽可能最高质量的连接将设备连接到电视。另外，请使用质量良好的网线，以确保图像和声音传输良好。

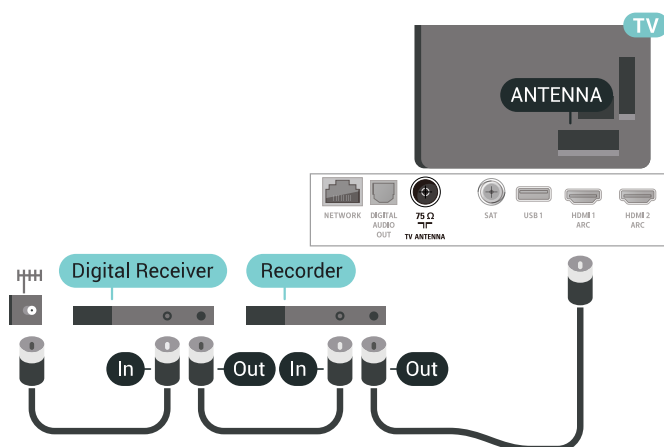
连接设备时，电视会识别其类型并为各设备提供正确的类型名称。您可以根据需要更改类型名称。如果设置了正确的设备类型名称，则当您在“来源”菜单中切换至该设备时，电视会自动切换至最合适的设置。

如需将多台设备连接到电视的帮助，可以访问飞利浦电视连接指南。该指南提供了如何连接以及应使用哪种网线的信息。

请访问 [www.connectivityguide.philips.com](http://www.connectivityguide.philips.com)

#### 天线端口

如果您有机顶盒（数字接收器）或录像机，那么可以连接天线电缆，以使天线信号先通过机顶盒和/或录像机，然后再进入电视。这样一来，天线和机顶盒可将其他频道发送到录像机，以便进行录制。



## 6.2


### HDMI 端口

#### HDMI 质量

HDMI 连接有最佳的图像和声音质量。一根 HDMI 电缆同时混合视频和音频信号。使用 HDMI 电缆传输电视信号。

如需信号质量最佳的传输，请使用高速 HDMI 电缆，且不要使用长度超过 5 米的 HDMI 电缆。

如果用 HDMI 连接的设备工作不正常，请检查其他 HDMI Ultra HD 设置是否可以解决此问题。有关详细信息，请在帮助中选择关键字，然后查找 HDMI Ultra HD。



#### 复制保护

HDMI 电缆支持 HDCP

2.2（高带宽数字内容保护）。HDCP 是防止从 DVD 光盘或蓝光光盘复制内容的复制保护信号。也称为 DRM（数字版权管理）。

#### HDMI ARC

电视上的所有 HDMI 接口均具有 HDMI ARC（音频回传通道）。

如果此设备（通常是家庭影院系统（HTS））也有 HDMI ARC 接口，请将其连接到此电视机上的任一 HDMI 接口。有了 HDMI ARC 连接，就无需再连接向 HTS 发送电视画面声音的额外音频电缆。HDMI ARC 连接已混合这两种信号。

您可以使用此电视上的任何 HDMI 接口连接 HTS，但 ARC 一次只能用于 1 个设备/接口。

#### HDMI MHL

通过 HDMI MHL，您可以将您在 Android 智能手机或平板电脑看到的内容发送到电视屏幕。

此款电视上的 HDMI 4 连接包含 MHL 2.0 (Mobile High-Definition Link)。

这种有线连接的稳定性和带宽良好、延迟低、无无线干扰，而且音质佳。最重要的是，MHL 连接可为智能手机或平板电脑的电池充电。但是如果电视处于待机状态，即使您的移动设备已连接到电视，此时也不会充电。


自行了解适合您移动设备的被动式 MHL 电缆。特别是电视一侧使用的是 HDMI 接口时，您要了解到您智能手机或平板电脑所需的接口类型。

MHL、Mobile High-Definition Link 和 MHL 徽标均为 MHL, LLC. 的商标或注册商标。



## HDMI CEC - EasyLink

HDMI 连接具有最佳的图像和声音质量。一根 HDMI 电缆同时混合视频和音频信号。使用 HDMI 线可传输高清 (HD) 电视信号。如需信号质量最佳的传输，请使用高速 HDMI 电缆，且不要使用长度超过 5 米的 HDMI 电缆。



### EasyLink HDMI CEC

如果您的设备连接了 HDMI，并且有 EasyLink，那么可以用电视遥控器操作它们。EasyLink HDMI CEC 必须在电视和连接的设备上开启。

有了 EasyLink，就可使用电视遥控器操作连接的设备。EasyLink 使用 HDMI CEC (消费电子控制) 来与连接的设备通信。设备必须支持 HDMI CEC，并且必须连接到 HDMI 接口。

### EasyLink 设置

EasyLink 在电视出厂时已启用。请确保所有 HDMI CEC 设置在连接的 EasyLink 设备上都已设置正确。EasyLink 可能不与其他品牌的设备兼容。

### 其他品牌的 HDMI CEC

#### 不同品牌的 HDMI CEC

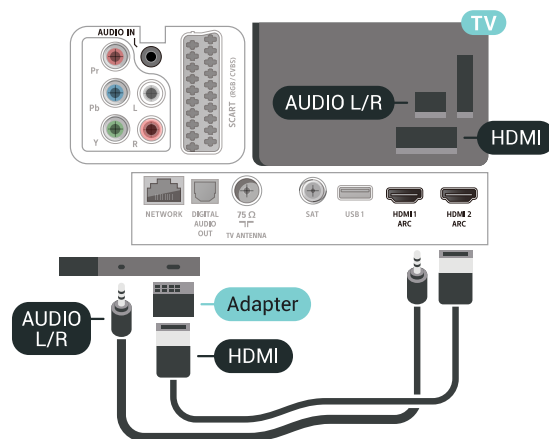
功能有不同的名称。例如：Anynet、Aquos Link、Bravia Theatre Sync、Kuro Link、Simplink 和 Viera Link。并非所有品牌都与 EasyLink 完全兼容。

示例 HDMI CEC 品牌名称是其各自所有者的财产。

## DVI 至 HDMI

如果您还拥有仅具有 DVI 接口的设备，则可通过 DVI - HDMI 适配器将设备连接至任一 HDMI 接口。

如果设备只有 DVI 接口，可以使用 DVI 至 HDMI 适配器。请使用一个 HDMI 接口，将音频 L/R 电缆 (3.5 毫米迷你插孔) 添加到电视背面的 AUDIO IN 以获得声音。



## 复制保护

### DVI 和 HDMI 电缆支持

HDCP (高带宽数字内容保护)。 HDCP 是防止从 DVD 光盘或蓝光光盘复制内容的复制保护信号。也称为 DRM (数字版权管理)。

### 6.3

## Y Pb Pr - 分量

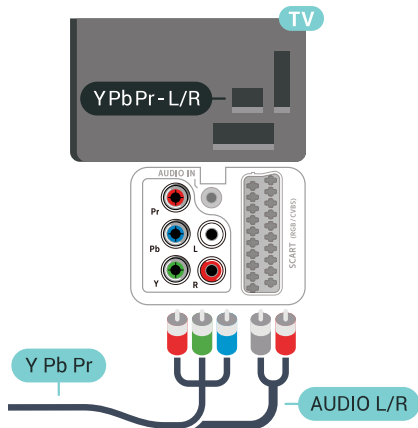
Y Pb Pr - 分量视频是一种高质量接口。

YPbPr 接口可用于传输高清 (HD) 电视信号。除了 Y、Pb 和 Pr 信号外，还可以为声音添加左右音频信号。

连接时，YPbPr (绿色、蓝色和红色) 连接器的颜色应与电缆插头的颜色相匹配。

如果您的设备也有声音，则使用音频 L/R cinch 线缆。



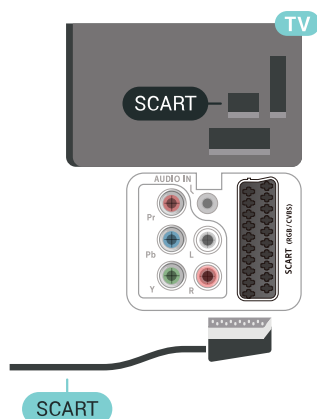


6.4

## Scart

SCART 是一种优质接口。

SCART 接口可用于传输 CVBS 和 RGB 视频信号，但不能用于传输高清 (HD) 电视信号。SCART 接口可同时传输视频和音频信号。SCART 接口还支持 NTSC 播放。

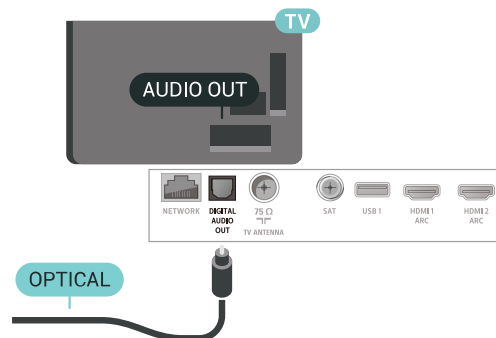


6.5

## 音频输出 - 光纤

音频输出 - 光纤是一种高质量声音接口。

该光纤接口可传输 5.1 声道。如果设备（通常为家庭影院系统 (HTS)）没有 HDMI ARC 接口，则可以用该接口连接 HTS 上的音频输入 - 光纤接口。音频输出 - 光纤接口可将声音从电视传输至 HTS。



6.6

## 带智能卡的 CAM - CI+

### 关于 CI+

注意：不适用于亚太、中东和非洲的国家/地区。

### CI+

本电视可以处理 CI+ 条件接收。

通过 CI+，可以观看当地数字电视运营商提供的电影和体育比赛等优质高清节目。这些节目由电视运营商加密，需要用预付费的 CI+ 模块解密。

在您订阅优质节目时，数字电视运营商会提供 CI+ 模块（条件接收功能模块 - CAM）并随附智能卡。这些节目具备高级版权保护。

有关条款和条件的详细信息，请联系数字电视运营商。



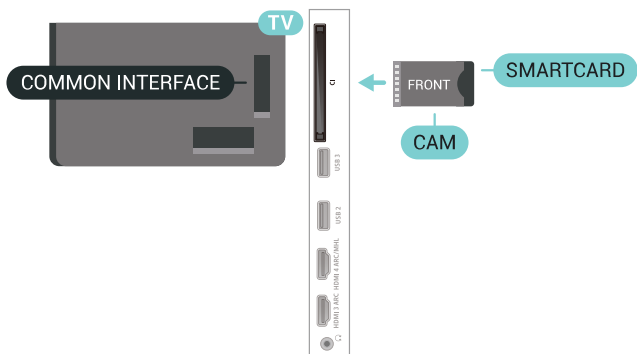
### 智能卡

在您订阅优质节目时，数字电视运营商会提供 CI+ 模块（条件接收功能模块 - CAM）并随附智能卡。

将智能卡插入 CAM 模块。请参阅运营商提供的说明。

要将 CAM 插入电视...

- 1 - 查看正确插入 CAM 的方法。插入不正确可能损坏 CAM 和电视。
- 2 - 查看电视背面，使 CAM 的正面朝向自己，将其轻轻插入 COMMON INTERFACE 插槽。
- 3 - 将 CAM 推到最尽头处。将其永久留在此插槽中。



打开电视后，可能需要几分钟才能激活 CAM。插入 CAM 并支付订阅费（订阅方式可能会有所不同）后，便可以观看 CAM 智能卡支持的加密频道了。

CAM 和智能卡为电视专用。取出 CAM 后便无法再观看 CAM 支持的加密频道。

## 密码和 PIN 码

对于某些 CAM，您必须输入 PIN 码才能观看频道。为 CAM 设置 PIN 码时，建议您采用与解锁电视相同的密码。

要为 CAM 设置 PIN 码...

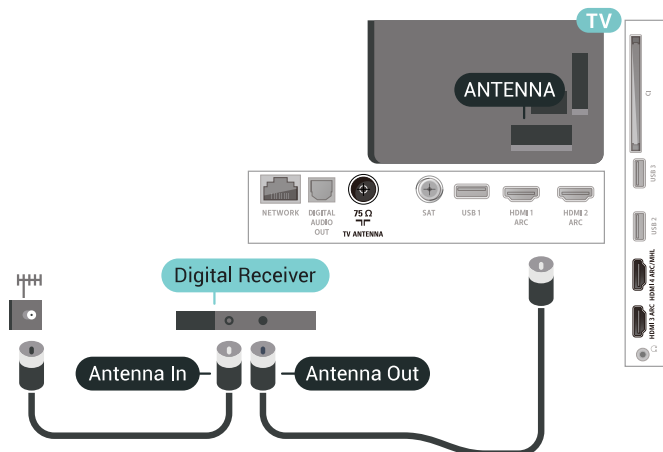
- 1 - 按 **SOURCES**。
- 2 - 选择使用 CAM 观看电视的频道类型。
- 3 - 按 **+ OPTIONS**，然后选择 通用接口。
- 4 - 选择 CAM 的电视运营商。以下屏幕来自电视运营商。按照屏幕说明查找 PIN 码设置。

6.7

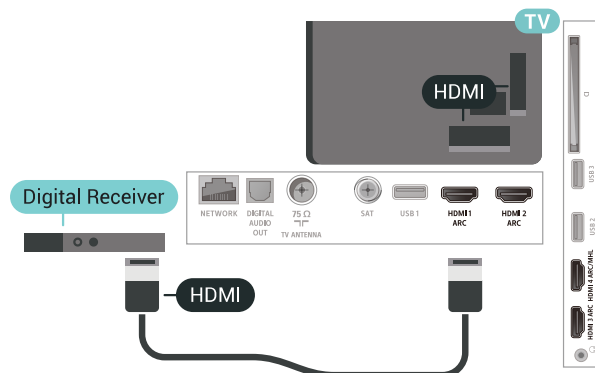
## 接收器 - 机顶盒

### 机顶盒

使用 2 根天线电缆将天线分别连接至机顶盒（数字接收器）和电视。



在天线连接的旁边，增加一根 HDMI 电缆将机顶盒连接到电视。  
或者，如果机顶盒没有 HDMI 接口，可以使用 SCART 电缆。



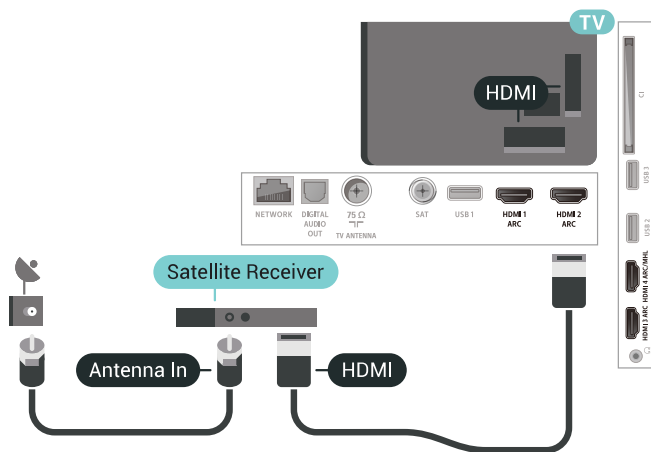
### 关闭定时器

如果只使用机顶盒的遥控器，则可关闭此自动定时器。这样做是为了防止出现 4 小时内未按遥控器的按键导致电视自动关闭的情况。

## 卫星调谐器

将圆盘式天线电缆连接到卫星接收器。

在天线连接的旁边，增加一根 HDMI 电缆将设备连接到电视。  
或者，如果设备没有 HDMI 接口，可以使用 SCART 电缆。



### 关闭定时器

如果只使用机顶盒的遥控器，则可关闭此自动定时器。这样做是为了防止出现 4 小时内未按遥控器的按键导致电视自动关闭的情况。

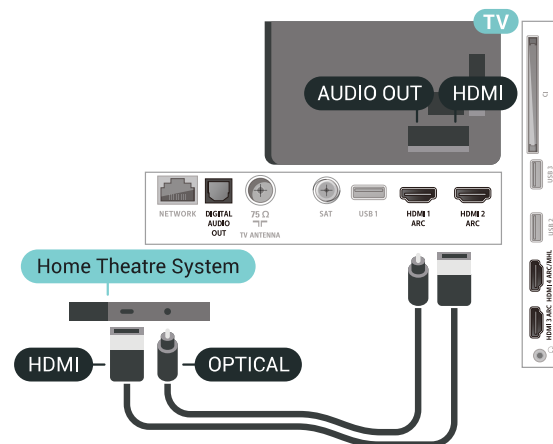
## 家庭影院系统 - HTS

### 使用 HDMI ARC 连接

使用 HDMI 电缆将家庭影院系统 (HTS) 连接到电视。可以将飞利浦平板影院或 HTS 与内置光盘播放机相连。

#### HDMI ARC

如果家庭影院系统有 HDMI ARC 接口，那么可使用电视上的任一 HDMI 接口进行连接。有了 HDMI ARC，就无需再连接额外的音频电缆。HDMI ARC 连接已混合这两种信号。电视上的所有 HDMI 接口都能提供音频回传通道 (ARC) 信号。但在连接家庭影院系统后，电视只能将 ARC 信号发送至此 HDMI 接口。



#### 音频与视频同步 (同步)

如果声音与屏幕上的视频不匹配，那么可以在大多数带光盘播放机的家庭影院系统上设置延迟，以使声音与视频匹配。

### HTS 声音问题

#### 噪音较大

如果观看插入的 USB 闪存盘或连接的电脑上的视频，则家庭影院系统的声音可能会失真。当音频或视频文件有 DTS 声音，而家庭影院系统没有 DTS

#### 声音

#### 处理功能

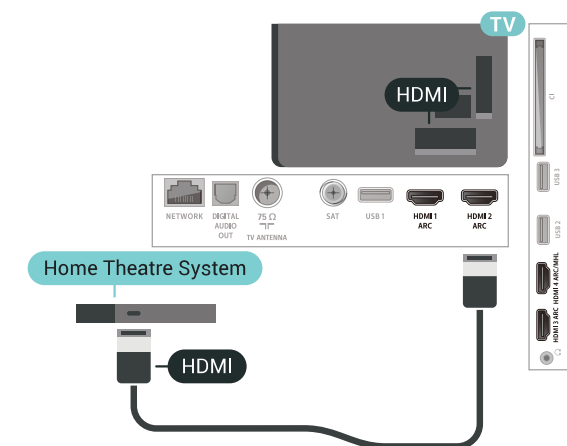
时，就会出现这种

噪音。可以将电视的音频输出格式设置为立体声 (无压缩) 来解决此问题。

按 进入全部设置 > 声音 > 高级 > 音频输出格式。

#### 无声音

如果在家庭影院上无法听到电视的声音，则检查 HDMI 电缆是否已连接至家庭影院系统的 HDMI ARC 接口。电视上的所有 HDMI 接口均为 HDMI ARC 接口。



#### 音频与视频同步 (同步)

如果声音与屏幕上的视频不匹配，那么可以在大多数带光盘播放机的家庭影院系统上设置延迟，以使声音与视频匹配。

### 使用 HDMI 连接

使用 HDMI 电缆将家庭影院系统 (HTS) 连接到电视。可以将飞利浦平板影院或 HTS 与内置光盘播放机相连。

如果家庭影院系统没有 HDMI ARC 连接，请添加一根光纤音频线缆 (Toslink)，将电视图像的声音发送到家庭影院系统。

## 智能手机和平板电脑

要将智能手机或平板电脑连接至电视，您可以使用无线或有线连接。

#### 无线

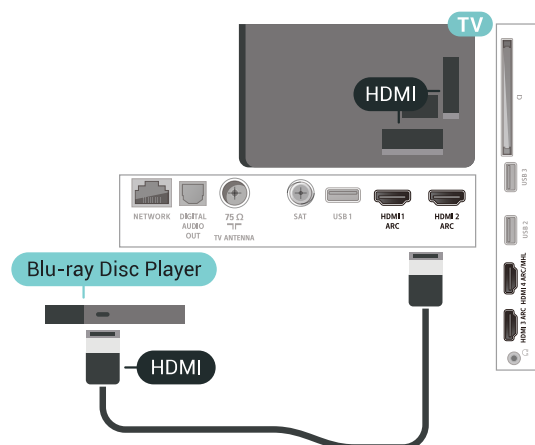
对于无线连接，您可以从您收藏的应用程序商店将飞利浦电视遥控应用程序下载到您的智能手机或平板电脑。

#### 有线

对于有线连接，您可以使用电视机背面的 HDMI 4 MHL 接口。有关详细信息，请在帮助中选择关键字，然后查找 HDMI MHL。

## 蓝光光盘播放机

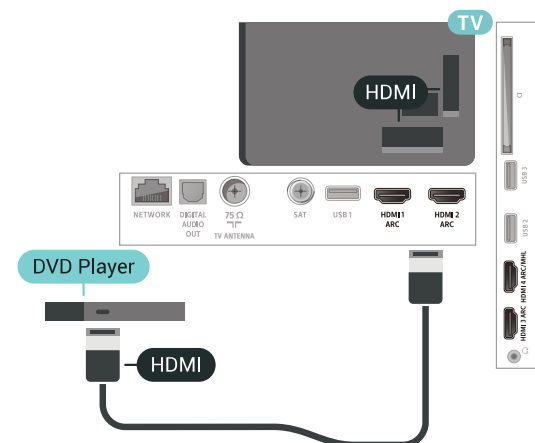
使用高速 HDMI 电缆将蓝光光盘播放机连接至电视。



如果蓝光光盘播放机有 EasyLink HDMI CEC，就可以用电视遥控器操作播放机。

## DVD 播放机

使用 HDMI 电缆将 DVD 播放机连接至电视。  
或者，如果设备没有 HDMI 接口，可以使用 SCART 线缆。



如果 DVD 播放机连接了 HDMI，并且有 EasyLink CEC，那么就可以用电视遥控器操作播放机。

## 蓝牙 - 扬声器和游戏手柄

### 您需要执行的操作

可以通过蓝牙® 将无线设备连接到此电视，如无线扬声器、低音炮、平板影院或耳机。还可以通过蓝牙 LE 连接无线游戏手柄。

要通过无线扬声器播放电视声音，您必须将无线扬声器与电视配对。可以将某些无线扬声器与最多 4 个蓝牙 LE（低能量）设备配对。电视一次只能在一个扬声器中播放声音。如果连接低音扬声器，则将通过电视和低音扬声器播放声音。如果连接平板影院，则只通过平板影院播放声音。

#### 注意 - 音频与视频同步


很多蓝牙扬声器系统都有很高的所谓“延迟”。高延迟意味着音频落后于视频，造成不同步的“唇形同步”。购买无线蓝牙扬声器系统之前，应了解最新型号，寻找延迟率较低的设备。可以请教经销商征询建议。

### 配对设备

将无线扬声器摆放在距离电视 5 米的范围内。有关配对和无线范围的特定信息，请阅读设备的用户手册。确保电视上的蓝牙设置开启。

游戏手柄一旦配对，即可投入使用。在无线扬声器配对后，可以选择无线扬声器来播放电视声音。在设备配对后，除非移走了设备，否则无需再次配对。

要将无线扬声器与电视配对...

- 1 - 打开无线扬声器并将其置于电视的通信范围内。
- 2 - 按 , 再选择所有设置，然后按 OK。
- 3 - 选择无线和网络，按 > (向右键) 进入菜单。
- 4 - 选择蓝牙 > 搜索蓝牙设备。
- 5

- 选择开始，然后按 OK。

按照屏幕上的说明操作。您会将该设备与电视配对，电视将存储该连接。如果配对设备已达到最大数量，您可能需要首先将已配对设备取消配对。

- 6 - 选择设备类型（耳机、低音炮...）。
- 7 - 如有必要，反复按 < (向左键) 关闭菜单。


\* 您的电视不支持蓝牙低音扬声器和蓝牙扬声器。

\*\* 平板影院扬声器、扬声器和其他音频设备需要 HDMI 连接。

### 选择设备

一旦无线蓝牙扬声器配对，即可选择无线蓝牙扬声器来播放电视声音。



要选择用来播放电视声音的扬声器...

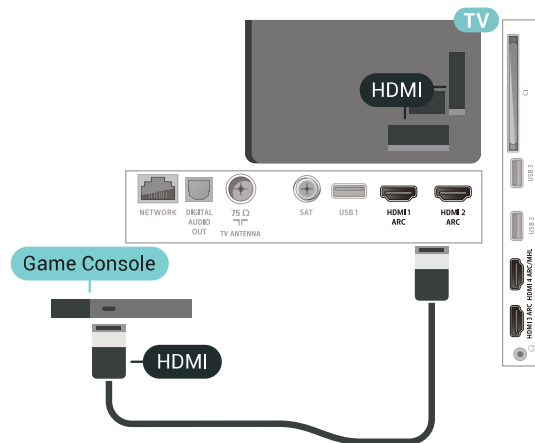
- 1 - 按 , 选择扬声器，然后按 OK。
- 2 - 选择所需的扬声器系统。
- 3 - 如有必要，反复按 < (向左键) 关闭菜单。

## 删除设备

可以连接或断开无线蓝牙设备。连接蓝牙设备后，就可以使用游戏手柄，或通过无线扬声器听到电视声音。您也可以移除无线蓝牙设备。如果移除蓝牙设备，设备将取消配对。


要移除或断开无线设备...

- 1 - 按 ，再选择所有设置，然后按 OK。
- 2 - 选择无线和网络。
- 3 - 选择蓝牙 > 删除设备。
- 4 - 在列表中，选择无线设备。
- 5 - 选择断开连接或删除。
- 6 - 选择 OK。
- 7 - 如有必要，反复按  (向左键) 关闭菜单。







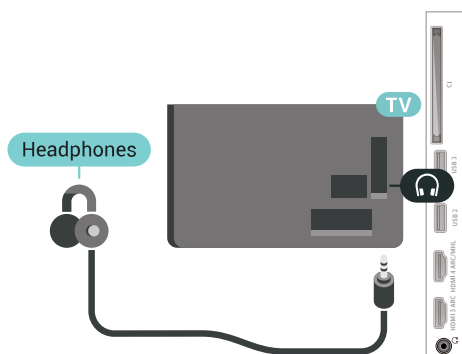
6.13

## 耳机

可以将一副耳机连接至电视背面的  接口。此接口是 3.5 毫米迷你插孔。耳机的音量可单独调节。

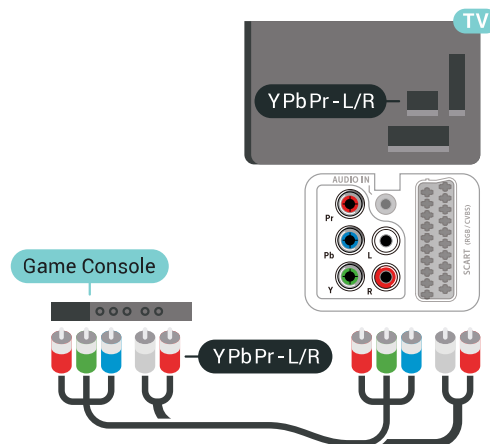
要调整音量...

- 1 - 按 ，选择耳机音量。
- 2 - 按箭头键  (向上键) 或  (向下键) 调整值。
- 3 - 如有必要，反复按  (向左键) 关闭菜单。



## 分量

用分量视频电缆 (Y Pb Pr) 和 Audio L/R 电缆将游戏机控制台连接至电视。



6.14

## 游戏控制台

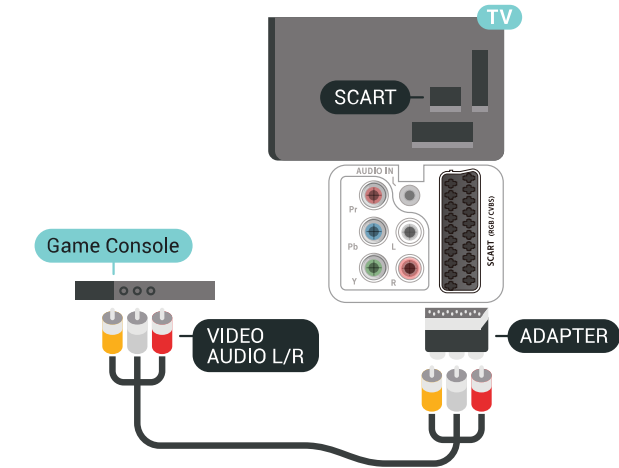
### HDMI

为获得最佳图像质量，请用高速 HDMI 线缆将游戏控制台连接至电视。

### Scart

用复合线缆 (CVBS) 和音频 L/R 线缆将游戏控制台连接至电视。

如果游戏控制台只有视频 (CVBS) 和音频 L/R 输出，请使用视频音频 L/R - SCART 适配器 (单独出售) 连接 SCART 接口。



## 最佳设置

在从连接的游戏机上玩游戏之前，我们建议在理想设置游戏中设置电视。

要将电视设为理想设置...

- 1 - 按 **⚙**，再选择所有设置，然后按 **OK**。
- 2 - 选择图像，按 **➤** ( 向右键 ) 进入菜单。
- 3 - 选择图像风格 > 游戏。
- 4 - 如有必要，反复按 **◀** ( 向左键 ) 关闭菜单。

6.15

## 游戏手柄

### 连接游戏手柄

要在该电视上玩网络游戏，可以连接选定的一系列无线游戏手柄。可以使用带 USB 纳米接收器的游戏手柄或蓝牙游戏手柄。

要连接带 USB 纳米接收器的游戏手柄...

- 1 - 将小型纳米接收器插入电视侧面的 USB 接口。无线纳米接收器随游戏手柄提供。
- 2 - 如果游戏手柄已打开，则可以直接使用。

您可以将第二个游戏手柄连接至电视侧面的第二个 USB 接口。

## 问题

要解决可能干扰电视上其他无线设备的问题...

- 使用 USB 延长线，将纳米接收器移开，使其距离电视约一米远。
- 或者，也可以用可通电的 USB 集线器连接电视，然后将纳米接收器插入 USB 集线器。

6.16

## USB 硬盘驱动器

### 您需要执行的操作

如果连接了 USB 硬盘，可以暂停和录制数字电视广播 ( DVB 广播或类似节目 )。

最低磁盘空间

- 暂停  
要暂停广播，需要有最小 4GB 磁盘空间的 USB 2.0 兼容硬盘。
- 录制  
要暂停或录制广播，需要最低 250GB 磁盘空间。

### 安装

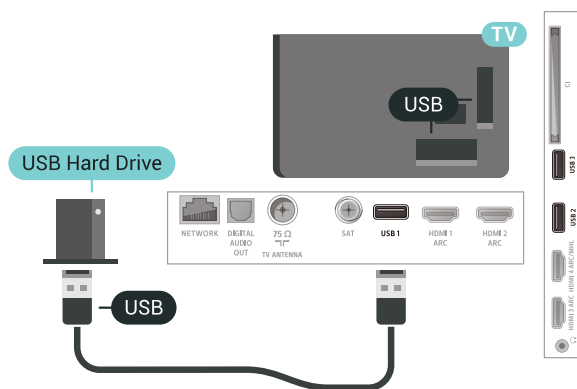
暂停或录制广播之前，必须先连接并格式化 USB 硬盘。格式化会删除 USB 硬盘中的所有文件。

- 1 - 将 USB 硬盘连接到电视上的其中一个 USB 接口。格式化时，不要将另一个 USB 设备连接到其他 USB 端口。
- 2 - 打开 USB 硬盘驱动器和电视。
- 3

将电视调谐至数字电视频道时，按 **⏸** ( 暂停 )。尝试暂停将启动格式化。

按照屏幕上的说明操作。

在 USB 硬盘驱动器格式化时，使其保持永久连接。



### 警告

USB 硬盘驱动器专为此电视而格式化，不可在其他电视或 PC 上使用存储的录音或录像。不要用任何 PC 应用程序复制或更改 USB 硬盘驱动器上录制的文件。这将损坏录制的内容。在格式化另一个 USB 硬盘驱动器时，前者的内容将丢失。安装在电视上的 USB 硬盘驱动器需要重新格式化才能用于计算机。



## 格式化

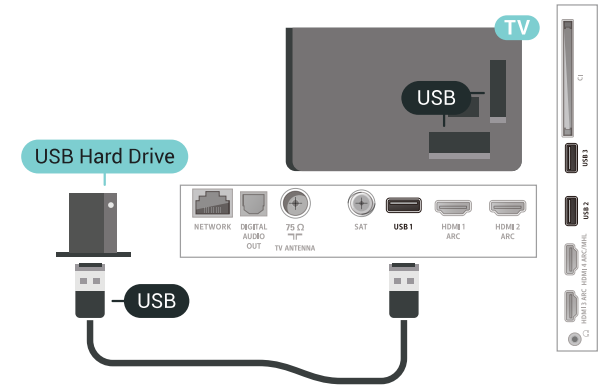
在暂停或录制广播，或存储应用程序之前，必须先连接并格式化 USB 硬盘。格式化会删除 USB 硬盘中的所有文件。如果要用互联网电视指南数据录制广播，必须先设置互联网连接，然后才能安装 USB 硬盘。

### 警告

USB 硬盘驱动器专为此电视而格式化，不可在其他电视或 PC 上使用存储的录音或录像。不要用任何 PC 应用程序复制或更改 USB 硬盘驱动器上录制的文件。这将损坏录制的内容。在格式化另一个 USB 硬盘驱动器时，前者的内容将丢失。安装在电视上的 USB 硬盘驱动器需要重新格式化才能用于计算机。

### 要格式化 USB 硬盘...


- 1 - 将 USB 硬盘连接到电视上的其中一个 USB 接口。格式化时，不要将另一个 USB 设备连接到其他 USB 端口。
- 2 - 打开 USB 硬盘驱动器和电视。
- 3 - 将电视调谐至数字电视频道时，按 II（暂停）。尝试暂停将启动格式化。按照屏幕上的说明操作。
- 4 - 电视会问您是否要使用 USB 硬盘来存储应用程序，如果是，请肯定回答该问题。
- 5 - 在 USB 硬盘驱动器格式化时，使其保持永久连接。



## 6.17 USB 键盘

## 连接

连接 USB 键盘（USB-HID 类型），以便在电视上输入文本。使用其中一个 USB 接口进行连接。



## 配置

### 安装键盘

要安装 USB 键盘，请打开电视，并将 USB 键盘连接至电视上的其中一个 USB 接口。当电视首次检测到键盘时，您可以选择键盘布局并测试您的选择。如果先选择斯拉夫语系或希腊语键盘布局，则还可选择辅助拉丁语键盘布局。

### 要在选定键盘布局后进行更改...

- 1 - 按 ，再选择所有设置，然后按 OK。
- 2 - 选择一般设置，然后按 >（向右键）进入菜单。
- 3 - 选择 USB 键盘设置以启动键盘设置。

## 专用键

### 用于输入文本的按键

- 回车键 = 确定
- 退格键 = 删除光标前的字符
- 箭头键 = 在文本字段中移动光标
- 要切换键盘布局，如果已设置辅助布局，请同时按 Ctrl + 空格键。

### 用于应用程序和互联网网页的键

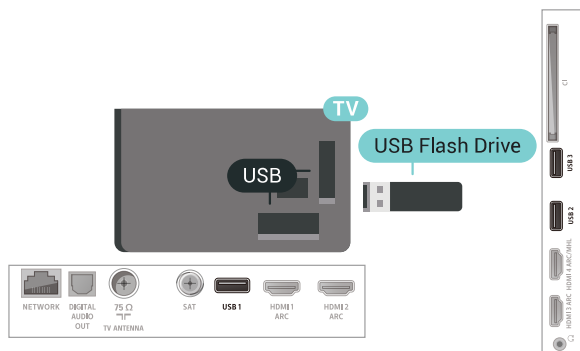
- Tab 和 Shift Tab = 下一屏和上一屏
- Home = 滚动到页面顶部
- End = 滚动到页面底部
- PageUp = 上跳一页
- PageDown = 下跳一页
- + = 放大一格
- - = 缩小一格
- \* = 使网页适应屏幕宽度

## USB 闪存盘

可以查看连接的 USB

闪存驱动器中的照片，或者播放其中的音乐和视频。

在电视打开时，将 USB 闪存驱动器插入电视上其中一个 USB 接口。



电视检测到闪存驱动器，并打开显示其内容的列表。

如果未自动显示内容列表

，请按 **SOURCES**，然后选择 USB。

要停止观看 USB

闪存盘内容，请按 **TV EXIT** 或选择另一项活动。

要断开 USB 闪存驱动器，可以随时拔出闪存驱动器。

有关观看或播放 USB

闪存盘内容的详细信息，请

在帮助中选择关键字，然后查找照片、视频和音乐。

## 照相机

要查看存储在数码相机上的照片，可以将相机直接连接至电视。

请使用电视上的其中一个 USB

接口进行连接。建立连接后打开相机。

如果未自动显示内容列表

，请按 **SOURCES**，然后选择 USB。

相机可能需要设置为通过 PTP（图片传输协议）传输其内容。请阅读数码相机的用户手册。

有关查看照片的详细信息

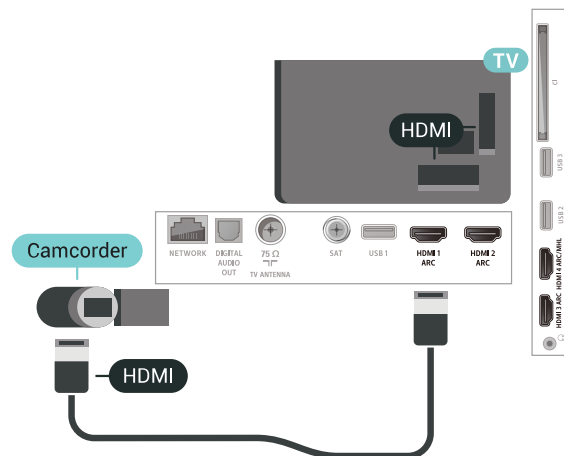
，请在帮助中选择关键字，然后查找照片、视频和音乐。

## 摄像机

### HDMI

为获得最佳质量，请使用 HDMI

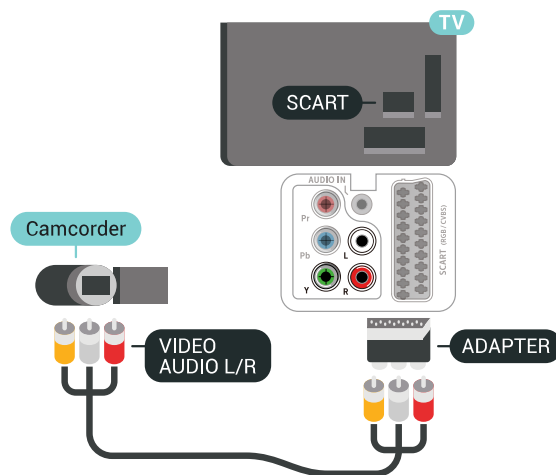
电缆将摄像机连接至电视。



### 音频视频 LR / Scart

可以使用 HDMI、YPbPr 或 SCART

接口连接摄像机。如果摄像机只有视频 (CVBS) 和音频 L/R 输出，请使用视频音频 L/R - SCART 适配器（单独出售）连接 SCART 接口。



## 电脑



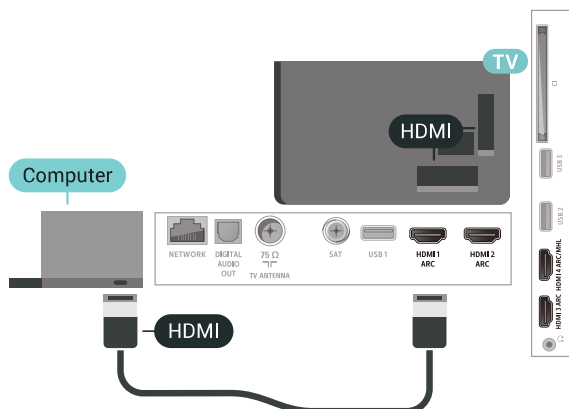
---

## 连接

可以将计算机连接到电视，并将电视用作 PC 显示器。

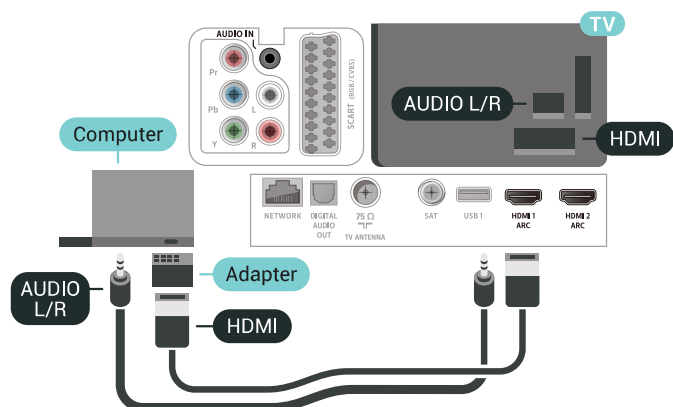
### 使用 HDMI

使用 HDMI 电缆将计算机连接到电视。



### 使用 DVI 至 HDMI

或者，可以使用 DVI - HDMI 适配器（单独出售）将电脑连接至电视背面的 HDMI，将音频 L/R 线缆（3.5 毫米迷你插孔）连接至电视机背面的 AUDIO IN L/R。




---

## 理想设置

如果要连接电脑，我们建议在“来源”菜单中，赋予连接（也就是连接电脑的连接）正确的设备类型名称。如果随后在“来源”菜单中切换到电脑，电视将自动设为理想的“电脑”设置。

要将电视设为理想设置...

- 1 - 按 ，再选择所有设置，然后按 OK。
- 2 - 选择图像，按 >（向右键）进入菜单。
- 3 - 选择高级 > 电脑。
- 4 - 选择开启或关闭。
- 5 - 如有必要，反复按 <（向左键）关闭菜单。

# 连接 Android TV

## 7.1

## 网络和互联网

### 家庭网络

要尽享飞利浦 Android TV 的全部功能，必须将电视连接至互联网。

将电视连接至有高速互联网连接的家庭网络。您可以无线连接电视或有线连接到您的网络路由器。

### 连接至网络

#### 无线连接

##### 您需要执行的操作

要将电视无线连接至互联网，您需要连接至互联网的 Wi-Fi 路由器。



使用高速（宽带）互联网连接。



#### 建立连接

#### 无线

要建立无线连接...

- 1 - 按 ，再选择所有设置，然后按 OK。
- 2 - 选择无线和网络，按 （向右键）进入菜单。
- 3 - 选择有线或 Wi-Fi > 连接至网络。
- 4 - 选择无线。
- 5

在找到的网络列表中，选择您的无线网络。如果您的网络因为网络名称隐藏而不在列表中（您关闭了路由器的 SSID 广播），则选择添加新网络以亲自输入网络名称。



6 - 根据路由器的类型，输入加密密钥 - WEP、WPA 或

OK 立即建立连接。

7 - 连接成功后会显示消息。



#### Wi-Fi 开/关

在尝试建立连接之前，请先确保打开 Wi-Fi ...

- 1 - 按 ，再选择所有设置，然后按 OK。
- 2 - 选择无线和网络，然后按 （向右键）。
- 3 - 选择有线或 Wi-Fi > Wi-Fi 开/关。
- 4 - 如果已关闭，请选择打开，然后按 OK。



## WPS

如果路由器具有 WPS，则可以直接连接路由器而无需扫描网络。如果设备位于采用 WEP 安全加密系统的无线网络中，则无法使用 WPS。

- 1 - 按 ，再选择所有设置，然后按 OK。
- 2 - 选择无线和网络，按 （向右键）进入菜单。
- 3 - 选择有线或 Wi-Fi > 连接至网络。
- 4 - 选择 WPS。
- 5 - 转至路由器，按 WPS 按钮并在 2 分钟内返回电视。
- 6 - 单击连接以建立连接。
- 7 - 连接成功后会显示消息。

## 带 PIN 码的 WPS

如果路由器具有带 PIN 码的 WPS，则可以直接连接路由器而无需扫描网络。如果设备位于采用 WEP 安全加密系统的无线网络中，则无法使用 WPS。

- 1 - 按 ，再选择所有设置，然后按 OK。
- 2 - 选择无线和网络，按 （向右键）进入菜单。
- 3 - 选择有线或 Wi-Fi > 连接至网络。
- 4 - 选择 WPS，带 PIN 码。
- 5 - 记下屏幕上显示的 8 位 PIN 码，然后在电脑上将其输入路由器软件。有关在何处将 PIN 码输入路由器软件，请查阅路由器手册。
- 6 - 单击连接以建立连接。
- 7 - 连接成功后会显示消息。

## 问题

没有找到无线网络或失真

- 附近的微波炉、DECT 电话或其他 Wi-Fi 802.11b/g/n 设备可能会干扰无线网络。
- 确保网络中的防火墙允许访问电视的无线连接。

如果家中的无线网络不能正常工作，尝试有线网络安装。

互联网无法工作

- 如果与路由器的连接正常，请检查路由器与互联网的连接。

电脑和互联网连接很慢

- 有关室内范围、传输速率和信号质量其他因素的信息，请查阅无线路由器的用户手册。
- 请使用路由器的高速（宽带）互联网连接。

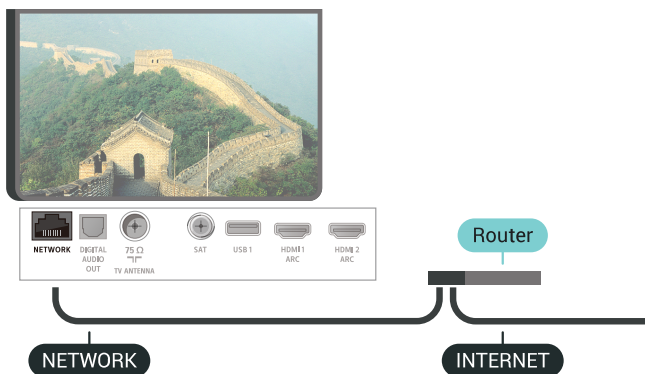
DHCP

- 如果连接失败，可检查路由器的 DHCP（动态主机配置协议）设置。DHCP 应设置为开启。

## 有线连接

### 您需要执行的操作

要将电视连接至互联网，您需要连接至互联网的网络路由器。使用高速（宽带）互联网连接。




4 - 如有必要，反复按 < ( 向左键 ) 关闭菜单。

## 网络配置

如果您是高级用户，并希望用静态 IP 地址安装网络，则可将电视设置为静态 IP。


要将电视设置为静态 IP...

- 1 - 按 ，再选择所有设置，然后按 OK。
- 2 - 选择无线和网络，按 > ( 向右键 ) 进入菜单。
- 3 - 选择有线或 Wi-Fi > 网络配置，然后按 OK。
- 4 - 选择静态 IP，然后按 OK 启用静态 IP 配置。
- 5 - 选择静态 IP 配置，然后配置连接。
- 6 - 可以对 IP 地址、网络标记、网关、DNS 1 或 DNS 2 设置数字。
- 7 - 如有必要，反复按 < ( 向左键 ) 关闭菜单。

## 使用 Wi-Fi 打开 (WoWLAN)


如果电视处于待机状态，您可以通过智能手机或平板电脑打开该电视。必须打开使用 Wi-Fi 打开 (WoWLAN) 设置。

要打开 WoWLAN...

- 1 - 按 ，再选择所有设置，然后按 OK。
- 2 - 选择无线和网络，按 > ( 向右键 ) 进入菜单。
- 3 - 选择有线或 Wi-Fi > 使用 Wi-Fi 打开 (WoWLAN)。
- 4 - 选择开启。
- 5 - 如有必要，反复按 < ( 向左键 ) 关闭菜单。

## 建立连接

要建立有线连接...

- 1 - 使用网线 ( 以太网线\*\* ) 将路由器连接至电视。
- 2 - 确保路由器已打开。
- 3 - 按 ，再选择所有设置，然后按 OK。
- 4 - 选择无线和网络，按 > ( 向右键 ) 进入菜单。
- 5 - 选择有线或 Wi-Fi > 连接至网络。
- 6 - 选择有线。电视会不断搜索网络连接。
- 7 - 连接成功后会显示消息。

如果连接失败，可检查路由器的 DHCP 设置。DHCP 应设置为开启。


\*\*为符合 EMC 法规，请使用屏蔽式 FTP5E 类以太网线。

## 网络设置

### 查看网络设置

您可以在此处查看所有当前网络设置。IP 和 MAC 地址、信号强度、速度、加密方式等。


要查看当前网络设置...

- 1 - 按 ，再选择所有设置，然后按 OK。
- 2 - 选择无线和网络，按 > ( 向右键 ) 进入菜单。
- 3 - 选择有线或 Wi-Fi > 查看网络设置。

## 打开 Wi-Fi 连接

您可以在电视上打开或关闭 Wi-Fi 连接。


要打开 Wi-Fi...

- 1 - 按 ，再选择所有设置，然后按 OK。
- 2 - 选择无线和网络，按 > ( 向右键 ) 进入菜单。
- 3 - 选择有线或 Wi-Fi > Wi-Fi 开/关。
- 4 - 选择开启。
- 5 - 如有必要，反复按 < ( 向左键 ) 关闭菜单。

## 数字媒体渲染器 - DMR

如果媒体文件无法在电视上播放，确保数字媒体渲染器已打开。作为出厂设置，DMR 已打开。

要打开 DMR...


- 1 - 按 ，再选择所有设置，然后按 OK。
- 2 - 选择无线和网络，按 > ( 向右键 ) 进入菜单。
- 3 - 选择有线或 Wi-Fi > DigitalMediaRenderer - DMR。
- 4 - 选择开启。
- 5 - 如有必要，反复按 < ( 向左键 ) 关闭菜单。

---

## Wi-Fi Smart Screen

要在智能手机或平板电脑用飞利浦电视遥控应用程序观看数字电视频道，必须打开 Wi-Fi Smart Screen。某些加密频道可能无法在移动设备上观看。

要打开 Wi-Fi Smart Screen...


- 1 - 按 ，再选择所有设置，然后按 OK。
- 2 - 选择无线和网络，按 > ( 向右键 ) 进入菜单。
- 3 - 选择有线或 Wi-Fi > Wi-Fi Smart Screen。
- 4 - 选择开启。
- 5 - 如有必要，反复按 < ( 向左键 ) 关闭菜单。

---

## 电视网络名称

如果家庭网络中有多台电视，则可为电视提供唯一名称。

要更改电视名称...


- 1 - 按 ，再选择所有设置，然后按 OK。
- 2 - 选择无线和网络，按 > ( 向右键 ) 进入菜单。
- 3 - 选择有线 Wi-Fi > 电视网络名称。
- 4 - 用遥控键盘输入名称。
- 5 - 要结束操作，请选择 ✓。
- 6 - 如有必要，反复按 < ( 向左键 ) 关闭菜单。

---

## 清除互联网存储

使用“清除互联网存储”，可清除飞利浦服务器注册和父母评级设置、视频商店应用程序登录、所有飞利浦应用程序库个人喜好节目、互联网书签和历史记录。交互式 MHEG 应用程序还可以在电视上保存所谓的“Cookie”。这些文件也将同时被清理。

要清除互联网存储...

- 1 - 按 ，再选择所有设置，然后按 OK。
- 2 - 选择无线和网络，按 > ( 向右键 ) 进入菜单。
- 3 - 选择有线或 Wi-Fi > 清除互联网存储。
- 4 - 选择 OK 确认。
- 5 - 如有必要，反复按 < ( 向左键 ) 关闭菜单。

---

## 文件共享

电视可连接到无线网络中的其他设备，如计算机或智能手机。可以使用装有 Microsoft Windows 或 Apple OS X 的计算机。

在此电视机上，可以打开存储在计算机上的照片、音乐和视频。使用任何近期 DLNA 认证的媒体服务器软件。

---

## 7.2

# Google 帐户

---

## 登录


要尽享飞利浦 Android TV 的全部功能，可以使用 Google 帐户登录到 Google。

登录后，您就能在手机、平板电脑和电视上畅玩您喜欢的游戏。除了访问 YouTube、Google Play 和其他应用程序外，您还将在电视主屏幕上获得自定义的视频和音乐推荐。

## 登录

使用现有 Google 帐户在电视上登录到 Google。Google 帐户由一个电子邮件地址和一个密码组成。如果还没有 Google 帐户，请使用电脑或平板电脑创建一个 (accounts.google.com)。要通过 Google Play 玩游戏，您需要 Google+ 个人资料。如果在初次安装电视时没有登录，那么可以在以后随时登录。

要在完成电视安装后登录...

- 1 - 按 ，再选择所有设置，然后按 OK。
- 2 - 选择 Android 设置，然后按 OK。
- 3 - 按 v ( 向下键 )，然后选择个人设定 > 添加帐户，再按 OK。
- 4 - 在 SIGN IN 上按 OK。
- 5 -

OK 键。

- 6 - 输入密码，再按同一个小 OK 键登录。
- 7 - 如有必要，反复按 < ( 向左键 ) 关闭菜单。

如果要用其他 Google 帐户登录，请先注销，再换用其他帐户登录。

---

## Android 设置


可以设置或查看多项 Android 专有设置或信息。可以查找电视上已安装应用程序的列表，以及这些应用程序所需的存储空间。可以设置“语音搜索”功能要使用的语言。可以配置屏幕键盘或允许应用程序使用您的位置。摸索其他 Android

设置。有关这

些设置的详细信息，可以访

问 [www.support.google.com/androidtv](http://www.support.google.com/androidtv)。

要打开这些设置...

- 1 - 按 ，再选择所有设置，然后按 OK。
- 2 - 选择 Android 设置。
- 3 - 摸索其他 Android 设置。
- 4 - 如有必要，请按 ← BACK 关闭菜单。

## 飞利浦应用程序库

### 飞利浦应用程序

将电视

连接到互联网

，享受飞利浦精选应用程序




。飞利浦应用程序库

应用程序专为电视打造。下载并安装应用程序库应用程序是免费的。

飞利浦应用程序库中的各种应用程序可能会因国家或地区而异。

某些应用程序库应用程序已经预装在电视上。要安装应用程序库中的其他应用程序，系统会要求您同意使用条款。您可以根据自己的偏好设置隐私设置。



要安装应用程序库中的应用程序...

- 1 - 按  HOME。
- 2 - 向下滚动，选择  飞利浦系列 >  应用程序库，然后按 OK。
- 3 - 选择应用程序图标，再按 OK。
- 4 - 选择安装，然后按 OK。

### 使用条款

要安装和使用飞利浦应用程序库应用程序，您必须同意使用条款。如果在初次安装电视时未同意这些条款，您可以在以后随时同意。一旦您同意使用条款，某些应用程序将立时可用，并且您可以浏览飞利浦应用程序库安装其他应用程序。

要在安装电视后同意使用条款...


- 1 - 请按  HOME，然后选择飞利浦系列 > 应用程序库，再按 OK 打开应用程序库。
- 2 - 可以选择使用条款，然后按 OK 阅读内容。
- 3 - 选择接受，然后按 OK。接受后不可撤销。
- 4 - 按  BACK 关闭菜单。

### 隐私设置

可以对飞利浦应用程序库应用程序设置某些隐私设置。

- 可以允许将技术统计信息发送给飞利浦。
- 可以允许个人推荐。
- 可以允许 Cookie。
- 可以对 18+ 分级应用程序开启儿童锁。

要设置飞利浦应用程序库隐私设置...



- 1 - 请按  HOME，然后选择飞利浦系列 > 应用程序库，再按 OK 打开应用程序库。
- 2 - 可以选择隐私策略，然后按 OK。
- 3 - 选择每个设置，然后按 OK 以允许或不允许。您可以阅读每项设置的详细信息。

4 - 按  BACK 关闭菜单。

## Android 设置

可以设置或查看多项 Android 专有设置或信息。可以查找电视上已安装应用程序的列表，以及这些应用程序所需的存储空间。可以设置“语音搜索”功能要使用的语言。可以配置屏幕键盘或允许应用程序使用您的位置。摸索其他 Android 设置。有关这些设置的详细信息，可以访问 [www.support.google.com/androidtv](http://www.support.google.com/androidtv)。

要打开这些设置...

- 1 - 按 ，再选择所有设置，然后按 OK。
- 2 - 选择 Android 设置。
- 3 - 摸索其他 Android 设置。
- 4 - 如有必要，请按  BACK 关闭菜单。

## 主菜单

### 关于主菜单

要充分享受 Android


电视的益处，请将电视连接至互联网。

像在 Android 智能手机或平板电脑上一样，主菜单是电视的中心。在主菜单中，您可以启动任何应用程序、切换电视频道、租赁电影、打开网页或切换连接的设备。根据电视设置和所在国家/地区的不同，主菜单包含的项目也不同。


主菜单按行分布...

建议

第一行提示热门电影、音乐视屏或互联网热点。您可以在使用条款中进行隐私设置，以便根据您的观看习惯给出建议。

 飞利浦系列


该行包含应用程序的建议。

 应用程序

应用程序行内包含了电视自带的所有应用程序，以及您从 Google Play 商店下载的应用程序。在本行中，您还可以找到适用于电视的应用程序，比如观看电视、资源、媒体以及其他。您最近打开的应用程序会在行首显示。

 游戏

您可在本行打开电视游戏。您下载的游戏也会在本行显示。

 设置

⚙️ 并选择所有设置。您也可以在此打开 帮助 。

另请参见 [www.support.google.com/androidtv](http://www.support.google.com/androidtv)

---


## 打开主菜单

要打开主菜单并打开一个项目...

1 - 按  HOME。


2 - 选择一个项目，并按 OK 打开或启动。

3

- 按  BACK，在不启动任何项目的情况下关闭主菜单。

---

## 搜索和语音搜索

使用主菜单上的 

图标，可以在互联网上搜索视频、音乐或任何其他内容。

可以使用语音或输入您要查找的内容。

---

## 受限配置文件

可以将电视切换到受限配置文件来限制使用某些应用程序。此受限配置文件只允许使用您选择的应用程序。只能使用 PIN 码退出此配置文件。

在电视切换到受限配置文件后，您就不能...

- 查找或打开标记为“不允许”的应用程序
- 访问 Google Play 商店
- 通过 Google Play Movies & TV 购买节目，也不能通过 Google Play Games 购买游戏
- 使用无需使用 Google 登录的第三方应用程序

在电视切换到受限配置文件后，您可以...

- 观看已经从 Google Play Movies & TV 租借或购买的内容
- 玩已经从 Google Play Games 购买并安装的游戏
- 访问以下设置：Wi-Fi 网络、人声和辅助功能
- 添加蓝牙附件

电视上的 Google


帐户将保持登录状态。使用受限配置文件不会改变 Google 帐户。



# 应用程序

## 8.1

### 关于应用程序

可以在主菜单的  应用程序部分中，找到所有安装的应用程序。

与智能手机或平板电脑上的应用程序一样，电视上的应用程序可提供特定功能，实现丰富的电视体验。其中包括 YouTube、游戏、视频商店或天气预报等应用程序。可以使用互联网应用程序上网冲浪。

应用程序可以来自于飞利浦应用程序库或 Google Play™ 商店。为帮助您快速上手，电视上已经预装了一些实用应用程序。

要安装飞利浦应用程序库或 Google Play 商店提供的应用程序，必须将电视连接至互联网。您必须同意使用条款才能使用应用程序库中的应用程序。您必须用 Google 帐户登录，才能使用 Google Play 应用程序和 Google Play 商店。

## 8.2

### Google Play



#### 影视

通过 Google Play Movies & TV，可以租借或购买要在电视上观看的电影和电视节目。









您需要执行的操作

- 必须将电视连接至互联网
- 必须用 Google 帐户在电视上登录
- 将信用卡添加到 Google 帐户来购买电影和电视节目

要租借或购买电影或电视节目...

- 1 - 按  HOME。
  - 2 - 向下滚动，然后选择  应用程序 > Google Play Movies & TV，再按 OK。
  - 3 - 选择电影或电视节目，然后按 OK。
  - 4 - 选择所需的购买方式，然后按 OK。
- 。系统将带您完成购买过程。

要观看租借或购买的电影或电视节目...

- 1 - 按  HOME。
- 2 - 向下滚动，然后选择  应用程序 > Google Play Movies & TV，再按 OK。
- 3 - 从应用程序库中选择电影或电视节目，选择标题，然后按 OK。
- 4 - 可以使用遥控器上的  ( 停止 )、 ( 暂停 )、 ( 倒回 ) 或  ( 快进 ) 键。
- 5 - 要停止 Movies & TV 应用程序，请反复按  BACK 或按  EXIT。

某些 Google Play 产品和功能并未在所有国家/地区提供。

请访问 [support.google.com/androidtv](http://support.google.com/androidtv) 查找更多信息

#### 音乐





通过 Google Play Music，可以在电视上播放您喜欢的音乐。

通过 Google Play Music，可以在电脑或移动设备上购买新音乐。或者，在电视上，可以注册获得“All Access”（Google Play Music 订阅）。或者，可以播放您已经拥有，并存储在电脑上的音乐。

您需要执行的操作

- 必须将电视连接至互联网
- 必须用 Google 帐户在电视上登录
- 将信用卡添加到 Google 帐户来订阅音乐

要启动 Google Play Music...

- 1 - 按  HOME。
- 2 - 向下滚动，然后选择  应用程序 > Google Play Music，再按 OK。
- 3 - 选择所需的音乐，然后按 OK。
- 4 - 要停止 Music 应用程序，请反复按  BACK 或按  EXIT。

某些 Google Play 产品和功能并未在所有国家/地区提供。

请访问 [support.google.com/androidtv](http://support.google.com/androidtv) 查找更多信息

#### 游戏

通过 Google Play Games，可以在电视上玩游戏。无论在线游戏，还是离线游戏。





您可以看到好友们当前正在玩什么游戏，也可以加入游戏，和他们一起通关。您可以跟踪自己的成绩，或者从上次中断的任何地方继续游戏。


您需要执行的操作

- 必须将电视连接至互联网
- 必须用 Google 帐户在电视上登录
- 将信用卡添加到 Google 帐户来购买新游戏

启动 Google Play Games 应用程序，选择新的游戏应用程序，并安装在电视上。有些游戏是免费的。如果某个特定游戏需要游戏手柄才能玩，那么会有一条消息出现。

要启动或停止 Google Play Game...

- 1 - 按  HOME。
- 2 - 向下滚动，然后选择  应用程序 > Google Play Games，再按 OK。
- 3 - 选择要玩的游戏，或者选择要安装的新游戏，然后按 OK。
- 4 - 完成后，反复按  BACK 或按  EXIT，或者使用应用程序的专用退出/停止按钮停止应用程序。

安装的游戏还将出现在主菜单的  游戏行中

某些 Google Play 产品和功能并未在所有国家/地区提供。  
请访问 [support.google.com/androidtv](http://support.google.com/androidtv) 查找更多信息

---





## Google Play 商店

从 Google Play 商店中，可以下载并安装新的应用程序。  
有些应用程序是免费的。

您需要执行的操作

- 必须将电视连接至互联网
- 必须用 Google 帐户在电视上登录
- 将信用卡添加到 Google 帐户来购买应用程序





要安装新应用程序...

- 1 - 按  HOME。
- 2 - 向下滚动，然后选择  应用程序 > Google Play 商店，再按 OK。
- 3 - 选择要安装的应用程序，然后按 OK。
- 4 - 要关闭 Google Play 商店，请反复按  BACK 或按  EXIT。

家长控制

在 Google Play 商店中，可以根据用户/买家的成年来隐藏应用程序。您需要输入 PIN 码来选择或更改成年度。

要设置家长控制...

- 1 - 按  HOME。
- 2 - 向下滚动，然后选择  应用程序 > Google Play 商店，再按 OK。
- 3 - 选择设置 > 家长控制。
- 4 - 选择需要的成年度。
- 5 - 按要求输入 PIN 码。
- 6 - 要关闭 Google Play 商店，请反复按  BACK 或按  EXIT。

某些 Google Play 产品和功能并未在所有国家/地区提供。  
请访问 [support.google.com/androidtv](http://support.google.com/androidtv) 查找更多信息

---

## 付款

要付款使用 Google Play on

TV，必须将付款表（美国以外则为信用卡）添加到 Google 帐户。在您购买电影或电视节目时，将从此信用卡上扣款。

要添加信用卡...





- 1 - 在电脑上，前往 [accounts.google.com](http://accounts.google.com)，然后用 Google 帐户登录（也就是将用于 Google Play on TV 的 Google 帐户）。
- 2 - 前往 [wallet.google.com](http://wallet.google.com) 将信用卡添加到 Google 帐户。
- 3 - 输入信用卡数据，然后接受条款和条件。

8.3

## 启动或停止应用程序

可以从主菜单启动应用程序。

要启动应用程序...

- 1 - 按  HOME。
- 2 - 向下滚动到  应用程序，然后选择所要的应用程序，再按 OK。
- 3 - 要停止应用程序，按  BACK 或按  EXIT，或者使用应用程序的专用退出/停止按钮停止应用程序。

---

8.4

## 锁定应用程序

### 关于应用程序锁定

可以锁定不适合儿童的应用程序。可以锁定来自应用程序库的 18+ 分级应用程序，或者在主菜单中设置受限配置文件。

18+

在您试图启动 18+ 分级应用程序时，18+ 应用程序锁定会要求您提供 PIN 码。这种锁定只对来自飞利浦应用程序库的 18+ 分级应用程序有效。

受限配置文件

可以设置受限配置文件，使得主菜单中只有您允许的应用程序。您需要输入 PIN 码来设置和开启受限配置文件。

Google Play 商店 - 成年度

在 Google Play 商店中，可以根据用户/买家的成年来隐藏应用程序。您需要输入 PIN 码来选择或更改成年度。成年度将决定哪些应用程序可供安装。



有关详细信息，请在帮助中选择关键字，然后查找 Google Play 商店。

---

## 锁定 18+ 分级应用程序

可以锁定来自飞利浦应用程序库的 18+ 分级应用程序。此设置控制飞利浦应用程序库隐私设置中的 18+ 设置。

要锁定 18+ 分级应用程序...

- 1 - 按 ，再选择所有设置，然后按 OK。
- 2 - 选择儿童锁，再选择应用程序锁定。
- 3 - 选择开启。
- 4 - 如有必要，反复按 （向左键）关闭菜单。



---

## 受限配置文件

---

### 关于受限配置文件

可以将电视切换到受限配置文件来限制使用某些应用程序。主菜单将只显示您允许的应用程序。需要 PIN 码才能退出受限配置文件。

在电视切换到受限配置文件后，您就不能...

- 查找或打开标记为“不允许”的应用程序
- 访问 Google Play 商店
- 通过 Google Play Movies & TV 购买节目，也不能通过 Google Play Games 购买游戏
- 使用无需使用 Google 登录的第三方应用程序

在电视切换到受限配置文件后，您可以...

- 观看已经从 Google Play Movies & TV 租借或购买的内容
- 玩已经从 Google Play Games 购买并安装的游戏
- 访问以下设置：Wi-Fi 网络、人声和辅助功能
- 添加蓝牙附件





电视上的 Google

帐户将保持登录状态。使用受限配置文件不会改变 Google 帐户。

---

### 设置

要设置受限配置文件...

- 1 - 按 ，再选择所有设置，然后按 OK。
- 2 - 选择 Android 设置，然后按 OK。
- 3 - 按  (向下键)，然后选择个人设定 > 安全和限制，再按 OK。
- 4 - 选择受限配置文件，再按 OK。
- 5 - 选择设置，然后按 OK。
- 6 - 用遥控器输入 PIN 码。
- 7 - 选择允许的应用程序，然后按 OK。
- 8 - 在可用应用程序的列表中，选择一个应用程序，然后按 OK 允许或不允许此应用程序。
- 9 - 按  BACK 返回到上一步，或者按  EXIT 关闭菜单。



现在可以进入受限配置文件。



有了 PIN 码，就可以随时更改 PIN 码或编辑允许或不允许的应用程序的列表。


---

### 进入

要进入 (切换到) 受限配置文件...

- 1 - 按 ，再选择所有设置，然后按 OK。
- 2 - 选择 Android 设置，然后按 OK。
- 3 - 按  (向下键)，然后选择个人设定 > 安全和限制，再按 OK。
- 4 - 选择进入受限配置文件，然后按 OK。
- 5 - 用遥控器输入 PIN 码。
- 6 -



- 按  BACK 返回到上一步，或者按  EXIT 关闭菜单。

如果图标出现在主屏幕中，就可以查看进入受限配置文件的时间。向下滚动到  设置，然后滚动到最右边。

---

### 退出

要退出受限配置文件...

- 1 - 按  HOME，向下滚动到  设置，再滚动到最右边。
- 2 - 选择受限配置文件，再按 OK。
- 3 - 选择退出受限配置文件，再按 OK。
- 4 - 输入 PIN 码。电视将退出受限配置文件。


---



## 8.5

## 管理应用程序

如果您停止应用程序，然后返回到主菜单，应用程序并不会真正停止。应用程序仍然在后台运行，当您再次将其启动时，应用程序将立即可用。为了运行流畅，大多数应用程序需要在电视的缓存中保存某些数据。好的做法是，完全停止应用程序，或者清除某个特定应用程序的缓存数据，从而优化应用程序的整体性能，并使 Android TV 保持较低的内存占用率。此外，最好卸载不再使用的应用程序。

要打开已下载应用程序和系统应用程序的列表...

- 1 - 按 ，再选择所有设置，然后按 OK。
  - 2 - 选择 Android 设置，然后按 OK。
  - 3 - 选择设备 > 应用程序，然后按 OK。
  - 4 - 选择应用程序，然后按 OK。
- 。如果应用程序仍在运行，可以强制其停止，也可以清除缓存数据。可以卸载已下载的应用程序。
- 5 -

- 按  BACK 返回到上一步，或者按  EXIT 关闭菜单。

如果使用 USB 硬盘来存储应用程序，可以将应用程序从 USB 硬盘移动到电视内存，反之亦然。




---

## 8.6

## 存储


可以查看应用程序、视频、音乐等占用了多少存储空间 (电视内存)。可以查看还有多少可用空间可用于安装新应用程序。如果应用程序开始运行缓慢或出现应用程序问题，请检查存储空间。

要查看使用了多少存储空间...

- 1 - 按 ，再选择所有设置，然后按 OK。
  - 2 - 选择 Android 设置，然后按 OK。
  - 3 - 选择设备 > 存储和复位，然后按 OK。
  - 4 - 查看电视内存的存储使用量。
  - 5 -
- 按  BACK 返回到上一步，或者按  EXIT 关闭菜单。
- USB 硬盘驱动器

如果连接 USB 硬盘，就可以使用该驱动器扩展电视内存，以存储更多应用程序。电视将尝试先在 USB 硬盘上存储新应用程序。某些应用程序不允许存储在 USB 硬盘上。

#### 释放存储空间

当电视显示“存储空间不足...”消息时，请转至  HOME > 设置 >

管理应用程序

，通过删除一些应用程序或在外部存储设备上存储应用程序，释放存储空间。

---

# 互联网

---

## 9.1

### 启动互联网


可以在电视上浏览互联网。您可以查看任何互联网网站，但是大多数网站不是专为电视屏幕准备的。

- 某些插件（例如用于查看网页或视频）无法在您的电视上使用。
- 您不可发送或下载文件。
- 电视将以全屏形式每次显示一个互联网页面。



要启动互联网浏览器...

1 - 按  HOME。

2

- 向下滚动，然后选择应用程序 >  互联网，再按 OK。

3 - 输入互联网地址，然后选择 ，再按 OK。

4 - 要关闭互联网，请按  HOME 或  EXIT。

---

## 9.2


### 互联网选项

有一些额外的选项可用于互联网。

要打开额外选项...

1 - 在网站打开的情况下，按 + OPTIONS。

2 - 选择某个项目，然后按 OK。

3 - 如有必要，反复按  ( 向左键 ) 关闭菜单。

输入地址

输入新的互联网地址。

显示收藏

查看标记为收藏的页面。

重新载入页面

再次载入互联网页面。

缩放页面

使用滑动条设置缩放百分比。

安全信息

查看当前页的安全级别。

标记为收藏

将当前页标记为收藏。

字幕

选择字幕（如果有字幕）。

# 电视菜单



---

## 关于电视菜单

如果电视无法接入互联网，可以使用电视菜单作为主菜单。  
在电视菜单中，可以找到每一项电视功能。

## 打开电视菜单

要打开电视菜单并打开某个项目...

- 1 - 按  打开电视菜单。
- 2 - 选择一个项目，并按 OK 打开或启动。
- 3  
- 按  BACK  
，在不启动任何项目的情况下关闭电视菜单。

# 来源

## 11.1

### 切换设备


从“来源”列表中，可以切换到任何相连的设备。可以切换到调谐器来观看电视、打开相连的 USB 闪存盘的内容，或者观看在相连的 USB 硬盘上录制的内容。可以切换到相连的设备来观看其节目，如数字接收器或蓝光光盘播放机。

要切换至相连的设备...


1 - 按  SOURCES 打开“来源”菜单。

2

-

在来源列表中选择其中一项，然后按 OK。电视将显示设备提供的节目或内容。  
3 - 再次按  SOURCES 关闭菜单。

单键式播放

电视处于待机模式时，可使用电视遥控器打开光盘播放机。要从待机模式打开光盘播放机和电视并立即开始播放光盘，请按电视遥控器上的  (播放)。必须用 HDMI 线缆连接设备，而且电视和设备都必须打开 HDMI CEC。

## 11.2

### 电视输入的选项

某些电视输入设备提供了特定设置。

要设置特定电视输入的选项...

1 - 按  SOURCES。

2 - 在列表中选择电视输入，然后按 OK。

3

- 按 + OPTIONS

。可以在这里为选定的电视输入设置相应的选项。

4 - 再次按 + OPTIONS 关闭“选项”菜单。

可能的选项...

控件

通过此选项，可以使用电视遥控器操作连接的设备。必须用 HDMI 线缆连接设备，而且电视和设备都必须打开 HDMI CEC。

设备信息

打开此选项可查看有关相连设备的信息。

## 11.3

### 设备名称和类型

在将新设备连接到电视时，电视会检测该设备，您可以分配一个适合其设备类型的图标。如果使用 HDMI 电缆和 HDMI CEC 连接设备，电视会自动检测设备类型，设备会得到相应的图标。

设备类型决定了画面和声音风格、分辨率值、具体设置或在“来源”菜单中的位置。您无需担心理想设置。

重命名或更改类型

您可以随时更改所连接设备的名称或类型。在“来源”菜单中设备名称的右边，查找 + 图标。某些电视输入源不允许更改名称。

要更改设备类型...

1 - 在“来源”菜单中选择设备。

2 - 按 + OPTIONS。

3 - 按  BACK 隐藏屏幕键盘。

4

- 按 

(向下键) 查找所有可用的设备类型。选择所需的类型，然后按 OK。

5

-

如果要

将设备类型重

置为原始连接器类型，请选择重新设定，然后按 OK。

6 - 选择关闭，然后按 OK 关闭此菜单。

要更改设备名称...

1 - 在“来源”菜单中选择设备。

2 - 按 + OPTIONS。

3 - 按  BACK 隐藏屏幕键盘。

4

-

使用遥控器背面的键盘删除当前名称，然后输入新名称。

5

-

如果要

将设备名称重

置为原始连接器名称，请选择重新设定，然后按 OK。


6 - 选择关闭，然后按 OK 关闭此菜单。


## 11.4

### 电脑

如果要连接电脑，我们建议在“来源”菜单中，赋予连接 (也就是连接电脑的连接) 正确的设备类型名称。如果随后在“来源”菜单中切换到电脑，电视将自动设为理想的“电脑”设置。

要将电视设为理想设置...

1 - 按 ，再选择所有设置，然后按 OK。

2 - 选择图像，按  (向右键) 进入菜单。

3 - 选择高级 > 电脑。

4 - 选择开启或关闭。

5 - 如有必要，反复按 < ( 向左键 ) 关闭菜单。

# 设置

## 12.1

### 常见设置

最常用的设置捆绑在常见设置菜单中。

要打开菜单...

- 1 - 按 **⚙**。
- 2 - 选择要调整的设置，然后按 OK。
- 3 - 如果不想做任何更改，请按 **←** BACK。

## 12.2

### 图片

#### 图像风格

##### 选择风格

为便于调整图像，您可以选择预设图像风格。

- 1 - 观看电视频道时，按 **⚙**。
- 2 - 选择图像风格，然后从列表中选择一种风格。
- 3 - 如有必要，反复按 **←** ( 向左键 ) 关闭菜单。

可用风格有...

- 个性化 - 首次启动时设置的图像首选项。
- 鲜艳 - 适合白天观看
- 自然 - 自然画面设置
- 标准 - 最具节能意识的设置 - 出厂设置
- 电影 - 适合观赏电影
- 照片 - 适合查看照片
- 游戏 - 适合游戏
- ISF 白天 - 用于 ISF 校准
- ISF 夜间 - 用于 ISF 校准

HDR 内容的风格有...

- HDR 个性化
- HDR 鲜艳
- HDR 自然
- HDR 标准
- HDR 电影
- HDR 照片
- ISF 白天
- ISF 夜间
- HDR 游戏

##### 自定义风格

您所调整的所有图像设置（如色彩或对比度）将存储在当前选定的图像风格中。您可以自定义每种风格。

只有个性化

风格可将其针对各来源的设置保存在“来源”菜单中。

##### 恢复风格

选择图像风格后，便可以在全部设置 > 图像...中调整任何图像设置

##### 选定的风格

会存储所做的更改。建

议您仅调整个性化

风格的图像设置。“图像风格”-“个性化”可将其针对各来源的设置保存在“来源”菜单中。

将风格恢复至原始设置...

- 1 - 观看电视频道时，按 **⚙**。
- 2 - 选择图像风格，然后选择要恢复的图像风格。
- 3 - 选择恢复风格，然后按 OK。风格即已恢复。
- 4 - 如有必要，反复按 **←** ( 向左键 ) 关闭菜单。

##### 家中或商店

如果将图像风格切换回鲜艳

，则每次打开

电视时，电视位置均会设置

为商店。该设置适用于店内促销。

要将电视设置为家用...

- 1 - 按 **⚙**，再选择所有设置，然后按 OK。
- 2 - 选择一般设置，然后按 **→** ( 向右键 ) 进入菜单。
- 3 - 选择位置 > 家庭。
- 4 - 如有必要，反复按 **←** ( 向左键 ) 关闭菜单。

##### 图像设置

##### 颜色

使用色彩可以调整画面的色彩饱和度。

要调整色彩...

- 1 - 按 **⚙**，再选择所有设置，然后按 OK。
- 2 - 选择图像，按 **→** ( 向右键 ) 进入菜单。
- 3 - 选择彩色，然后按 **→** ( 向右键 )。
- 4 - 按箭头键 **↑** ( 向上键 ) 或 **↓** ( 向下键 ) 调整值。
- 5 - 如有必要，反复按 **←** ( 向左键 ) 关闭菜单。

##### 对比度

使用对比度可以调整画面的对比度。

要调整对比度...


- 1 - 按 **⚙**，再选择所有设置，然后按 OK。
- 2 - 选择图像，按 **→** ( 向右键 ) 进入菜单。
- 3 - 选择对比度，然后按 **→** ( 向右键 )。
- 4 - 按箭头键 **↑** ( 向上键 ) 或 **↓** ( 向下键 ) 调整值。
- 5 - 如有必要，反复按 **←** ( 向左键 ) 关闭菜单。

---

## 清晰度

使用清晰度可以调整画面的细节清晰度。

要调整清晰度...


- 1 - 按 ，再选择所有设置，然后按 OK。
- 2 - 选择图像，按 > ( 向右键 ) 进入菜单。
- 3 - 选择清晰度，然后按 > ( 向右键 )。
- 4 - 按箭头键 ^ ( 向上键 ) 或 v ( 向下键 ) 调整值。
- 5 - 如有必要，反复按 < ( 向左键 ) 关闭菜单。

---

## 亮度

使用亮度可以设置画面信号的亮度级别。

要调整清晰度...

- 1 - 按 ，再选择所有设置，然后按 OK。
- 2 - 选择图像，按 > ( 向右键 ) 进入菜单。
- 3 - 选择亮度，然后按 > ( 向右键 )。
- 4 - 按箭头键 ^ ( 向上键 ) 或 v ( 向下键 ) 调整值。
- 5 - 如有必要，反复按 < ( 向左键 ) 关闭菜单。

---


## 高级图像设置

---

### 电脑

如果要连接电脑，我们建议在“来源”菜单中，赋予连接（也就是连接电脑的连接）正确的设备类型名称。如果随后在“来源”菜单中切换到电脑，电视将自动设为理想的“电脑”设置。

要将电视设为理想设置...

- 1 - 按 ，再选择所有设置，然后按 OK。
- 2 - 选择图像，按 > ( 向右键 ) 进入菜单。
- 3 - 选择高级 > 电脑。
- 4 - 选择开启或关闭。
- 5 - 如有必要，反复按 < ( 向左键 ) 关闭菜单。

---


### 色彩设置

---

#### 彩色增强

使用彩色增强可以提升色彩强度和明亮色彩的细节。

要调节级别...

- 1 - 按 ，再选择所有设置，然后按 OK。
- 2 - 选择图像，按 > ( 向右键 ) 进入菜单。
- 3 - 选择高级 > 彩色 > 彩色增强。
- 4 - 选择最大、中等、最小或关闭。
- 5 - 如有必要，反复按 < ( 向左键 ) 关闭菜单。

---

### 色温


使用色温

可以将图像设置为预设

色温或选择自定义通过自定义色温

自行设置色温设置。色温和自定义色温设置适用于专业用户。

要选择预设...

- 1 - 按 ，再选择所有设置，然后按 OK。
- 2 - 选择图像，按 > ( 向右键 ) 进入菜单。
- 3 - 选择高级 > 彩色 > 色温。
- 4 - 选择普通、暖色调或冷色调。  
。或者，如果想自行自定义色温，则选择自定义。
- 5 - 如有必要，反复按 < ( 向左键 ) 关闭菜单。


---

### 自定义色温

使用自定义色温

可以自行设置色温。要设置自定义色温，请先在“色温”菜单中选择自定义。自定义色温是适用于专业用户的设置。

要设置自定义色温...

- 1 - 按 ，再选择所有设置，然后按 OK。
- 2 - 选择图像，按 > ( 向右键 ) 进入菜单。
- 3 - 选择高级 > 彩色 > 自定义色温。
- 4 - 按箭头键 ^ ( 向上键 ) 或 v ( 向下键 ) 调整值。WP 是白点，BL 是黑色水平。您也可以在该菜单中选择任一预设。
- 5 - 如有必要，反复按 < ( 向左键 ) 关闭菜单。

---

### 色彩控制设置

---

#### ISF 色彩控制


使用 ISF 色彩控制，ISF

专家可校准电视的色彩再现。色彩控制属于 ISF 专家设置。

充分利用带 ISF® 校准的电视显示器。您可以请求 ISF 校准专家上门将电视设置为最佳图像设置。此外，专家还可针对流光溢彩设置 ISF 校准。请求经销商执行 ISF 校准。

校准的益处是...


- 更佳的画面清晰度和锐利度
- 明亮和黑暗部分呈现更佳细节
- 更深、更暗的黑色
- 更好的色彩纯度和质量
- 降低能耗

ISF 校准专家可将 ISF 设置存储并锁定为 2 种图像风格。完成 ISF 校准后，按 ，然后选择图像风格并选择 ISF 白天或 ISF 夜间。在明亮光线环境下观看电视时选择 ISF 白天；在黑暗环境下观看时选择“ISF 夜间”。

---

### 色调

调整色调值...

- 1 - 按 ，再选择所有设置，然后按 OK。
- 2 - 选择图像，按 > ( 向右键 ) 进入菜单。
- 3 - 选择高级 > 彩色 > 色彩控制。




- 4 - 选择色调，然后按 > ( 向右键 )。
- 5 - 按箭头键 ^ ( 向上键 ) 或 v ( 向下键 ) 调整值。
- 6 - 如有必要，反复按 < ( 向左键 ) 关闭菜单。

---

## 饱和度

### 调整饱和度值...


- 1 - 按 , 再选择所有设置，然后按 OK。
- 2 - 选择图像，按 > ( 向右键 ) 进入菜单。
- 3 - 选择高级 > 彩色 > 色彩控制。
- 4 - 选择饱和度，然后按 > ( 向右键 )。
- 5 - 按箭头键 ^ ( 向上键 ) 或 v ( 向下键 ) 调整值。
- 6 - 如有必要，反复按 < ( 向左键 ) 关闭菜单。

---

## 全部重置

使用全部重置可以将所有值重置为默认值。

### 重置色彩控制菜单中的所有值...


- 1 - 按 , 再选择所有设置，然后按 OK。
- 2 - 选择图像，按 > ( 向右键 ) 进入菜单。
- 3 - 选择高级 > 彩色 > 色彩控制。
- 4 - 选择全部重置。
- 5 - 如有必要，反复按 < ( 向左键 ) 关闭菜单。

---

## 仅限于 ISF RGB 模式

仅限于 RGB 模式是 ISF 专家设置，它可切换为仅使用 RGB 色彩。要调整仅限于 RGB 模式菜单中的值，请先在“图像风格”菜单中设置 ISF 白天或 ISF 夜间。

### 调整仅 RGB 模式值...

- 1 - 按 , 再选择所有设置，然后按 OK。
- 2 - 选择图像，按 > ( 向右键 ) 进入菜单。
- 3 - 选择高级 > 彩色 > 仅 RGB 模式。
- 4 - 选择红、绿、蓝，或选择关闭 RGB 模式。
- 5 - 如有必要，反复按 < ( 向左键 ) 关闭菜单。

---


## 对比度设置

### 对比度模式

#### 使用对比度模式

可以设置调整屏幕亮度降低功耗的级别。选择最佳功耗或图像最佳亮度。

#### 要调节级别...

- 1 - 按 , 再选择所有设置，然后按 OK。
- 2 - 选择图像，按 > ( 向右键 ) 进入菜单。
- 3 - 选择高级 > 对比度 > 对比度模式。
- 4 - 选择标准、最佳节能、最佳画质或关闭。
- 5 - 如有必要，反复按 < ( 向左键 ) 关闭菜单。

---

## HDR 升级


### 利用 HDR

#### 升级

您可以增强图像的亮度和对比度。图像较亮和较暗部分的亮度和对比度会得到增强。HDR 升级可保证色彩丰富又饱和。可以打开或关闭 HDR 升级。

如果您想要观看 HDR 节目 ( 在 HDR 中录制的节目 )，则您无需升级至 HDR 即可观看，且此时 HDR 升级设置不可用。电视使用 HDMI 连接之后，即可播放来自互联网或以连接的 USB 存储设备上的 HDR 节目。

#### 要打开或关闭 HDR 升级...

- 1 - 按 , 再选择所有设置，然后按 OK。
- 2 - 选择图像，按 > ( 向右键 ) 进入菜单。
- 3 - 选择高级 > 对比度 > HDR 升级。
- 4 - 选择开启或关闭。
- 5 - 如有必要，反复按 < ( 向左键 ) 关闭菜单。


---

## 锐腾精细对比

### 使用锐腾精细对比

可以设置电视自动强化图像黑暗场景、中部及明亮区域中细节的级别。

#### 要调节级别...


- 1 - 按 , 再选择所有设置，然后按 OK。
- 2 - 选择图像，按 > ( 向右键 ) 进入菜单。
- 3 - 选择高级 > 对比度 > 锐腾精细对比。
- 4 - 选择最大、中等、最小或关闭。
- 5 - 如有必要，反复按 < ( 向左键 ) 关闭菜单。

---

## 视频对比度

使用视频对比度可以缩小视频对比度的范围。

#### 要调节级别...

- 1 - 按 , 再选择所有设置，然后按 OK。
- 2 - 选择图像，按 > ( 向右键 ) 进入菜单。
- 3 - 选择高级 > 对比度 > 视频对比度。
- 4 - 按箭头键 ^ ( 向上键 ) 或 v ( 向下键 ) 调整值。
- 5 - 如有必要，反复按 < ( 向左键 ) 关闭菜单。


---

## 光传感器

### 光传感器

可根据房间照明条件自动调整图像设置。您可以打开或关闭光传感器。

#### 要打开或关闭...

- 1 - 按 , 再选择所有设置，然后按 OK。
- 2 - 选择图像，按 > ( 向右键 ) 进入菜单。
- 3 - 选择高级 > 对比度 > 光传感器。
- 4 - 选择开启或关闭。
- 5 - 如有必要，反复按 < ( 向左键 ) 关闭菜单。


---

## 伽马校正

### 使用伽马

可以针对画面亮度和对比度设置非线性设置。伽马设置适用于专业用户。

### 要调节级别...

- 1 - 按 ，再选择所有设置，然后按 OK。
- 2 - 选择图像，按 **>** ( 向右键 ) 进入菜单。
- 3 - 选择高级 > 对比度 > 伽马校正。
- 4 - 按箭头键 **^** ( 向上键 ) 或 **v** ( 向下键 ) 调整值。
- 5 - 如有必要，反复按 **<** ( 向左键 ) 关闭菜单。

---


## 清晰度设置

### 超高分辨率

#### 使用 Ultra Resolution

可以开启线条边缘和轮廓的出色清晰度。

#### 要打开或关闭...


- 1 - 按 ，再选择所有设置，然后按 OK。
- 2 - 选择图像，按 **>** ( 向右键 ) 进入菜单。
- 3 - 选择高级 > 清晰度 > 超高分辨率。
- 4 - 选择开启或关闭。
- 5 - 如有必要，反复按 **<** ( 向左键 ) 关闭菜单。

---

## 降噪

使用降噪可以过滤并减少图像噪点水平。

### 要调整降噪...

- 1 - 按 ，再选择所有设置，然后按 OK。
- 2 - 选择图像，按 **>** ( 向右键 ) 进入菜单。
- 3 - 选择高级 > 清晰度 > 降噪。
- 4 - 选择最大、中等、最小或关闭。
- 5 - 如有必要，反复按 **<** ( 向左键 ) 关闭菜单。


---

## 减少 MPEG 格式文件的残影

### 使用 MPEG

残象消除可以使图像的数字转换更为流畅。MPEG 残象大多呈现为图像中的小块或锯齿边缘。

### 要减少 MPEG 残象...

- 1 - 按 ，再选择所有设置，然后按 OK。
- 2 - 选择图像，按 **>** ( 向右键 ) 进入菜单。
- 3 - 选择高级 > 清晰度 > MPEG 残象消除。
- 4 - 选择最大、中等、最小或关闭。
- 5 - 如有必要，反复按 **<** ( 向左键 ) 关闭菜单。

---

## 动态设置

---


## 锐腾自然动感

### 使用 Perfect Natural

#### Motion

( 锐腾自然动感 ) 可以消除在电视上观影时的动态抖动。Perfect Natural Motion 使动态更为平滑流畅。

### 要调节动态抖动...


- 1 - 按 ，再选择所有设置，然后按 OK。
- 2 - 选择图像，按 **>** ( 向右键 ) 进入菜单。
- 3 - 选择高级 > 运动 > Perfect Natural Motion。
- 4 - 选择最大、中等、最小或关闭。
- 5 - 如有必要，反复按 **<** ( 向左键 ) 关闭菜单。

---

## Clear LCD

使用 Clear LCD 可以开启出色的动态清晰度、更佳的黑色水平、高对比度以及无闪烁、无噪点的画面和更大的观赏角度。

### 要打开或关闭...

- 1 - 按 ，再选择所有设置，然后按 OK。
- 2 - 选择图像，按 **>** ( 向右键 ) 进入菜单。
- 3 - 选择高级 > 运动 > Clear LCD。
- 4 - 选择开启或关闭。
- 5 - 如有必要，反复按 **<** ( 向左键 ) 关闭菜单。



---

## 图像格式

### 要点

如果图像未填满整个屏幕、图像顶部或底部或两侧出现黑条，您可以调整图像以完全填满屏幕。

### 要选择一项基本设置以使图像填满屏幕...

- 1 - 观看电视频道时，按  ( 如果遥控器上有 ) 或按 。
- 2 - 选择图像格式 > 填满屏幕、适应屏幕或宽屏幕。
- 3 - 如有必要，反复按 **<** ( 向左键 ) 关闭菜单。
  - 填满屏幕 – 自动扩大图像以填满屏幕。图像失真最小，字幕仍然可见。不适合电脑输入。部分特殊图像格式仍有黑条。
  - 适应屏幕 – 自动放大图像以填满屏幕，无失真。可能仍有黑条。不适合电脑输入。
  - 宽屏幕 – 自动放大图像至宽屏幕。

---

## 高级

如果两种基本设置均无法适应所需的图像格式，则可以使用高级设置。高级设置允许您手动调整屏幕上的图像。

您可以缩放、拉伸和移动图像，直至达到所需的显示效果 – 例如，去除字幕或滚动横幅文本。如果针对特定来源调整图像 – 如相连的游戏控制台 – 则可以在下次使用游戏控制台时恢复该设置。电视可存储各连接的上次设置。

### 要手动调整图像...

- 1 - 观看电视频道时，按  ( 如果遥控器上有 ) 或按 。


- 2 - 选择高级，然后按 OK。
- 3 - 使用 移动、缩放、拉伸或原始调整图像。
- 4 - 或者，选择上次设置，然后按 OK 切换至以前存储的格式。
- 5
  - 或者，选择撤销可恢复至打开图像格式时图像所具有的设置。
  - 移动 – 选择箭头可移动图像。只能移动处于放大状态的图像。
  - 缩放 – 选择箭头可放大图像。
  - 拉伸 – 选择箭头可垂直或水平拉伸图像。
  - 撤销 – 选择可恢复至开始使用时的图像格式。
  - 原始 – 显示输入图像的原始格式。这是 1:1 像素排列格式。适用于高清和电脑输入的专家模式。

---

## 快捷图像设置

首次安装过程中，只需轻松几步，便可以完成一些图像设置。您可以使用快捷图像设置重复这些步骤。要执行这些步骤，请确保电视可调谐至电视频道或可显示相连设备中的节目。

要以几个简单步骤设置图像...

- 1 - 按 ，再选择所有设置，然后按 OK。
- 2 - 选择图像，按 > ( 向右键 ) 进入菜单。
- 3 - 选择快捷图像设置。
- 4 - 选择开始。使用导航键选择选项。
- 5 - 最后，选择完成。
- 6 - 如有必要，反复按 < ( 向左键 ) 关闭菜单。

---

12.3


## 声音

---

### 声音风格

#### 选择风格

为便于声音调节，您可以通过声音风格选择预设设置。

- 1 - 观看电视频道时，按 。
- 2 - 选择声音，按 > ( 向右键 ) 进入菜单。
- 3 - 选择声音风格，然后从列表中选择一种风格。
- 4 - 如有必要，反复按 < ( 向左键 ) 关闭菜单。

可用风格有...

- 个性化 - 首次启动时设置的声音首选项。
- 原始 - 最中性的声音设置
- 电影 - 适合观赏电影
- 音乐 - 适合听音乐
- 游戏 - 适合游戏
- 新闻 - 适合语音

---

#### 恢复风格

选择声音风格后，便可以在设置 > 声音... 中调整任何声音设置


#### 选定的风格

会存储所做的更改。建议

您仅调整个性化

风格的声音设置。“声音风格”-“个性化”可将其针对各来源的设置保存在“来源”菜单中。

将风格恢复至原始设置...

- 1 - 观看电视频道时，按 。
- 2 - 选择声音，按 > ( 向右键 ) 进入菜单。
- 3 - 选择声音风格，然后选择要恢复的声音风格。
- 4 - 选择恢复风格。风格即已恢复。
- 5 - 如有必要，反复按 < ( 向左键 ) 关闭菜单。


---

## 声音设置

#### 低音

使用低音可以调整声音的低音级别。

要调节级别...


- 1 - 按 ，再选择所有设置，然后按 OK。
- 2 - 选择声音，按 > ( 向右键 ) 进入菜单。
- 3 - 选择低音，然后按 > ( 向右键 )。
- 4 - 按箭头键 ^ ( 向上键 ) 或 v ( 向下键 ) 调整值。
- 5 - 如有必要，反复按 < ( 向左键 ) 关闭菜单。

---

#### 高音

使用高音可以调整声音的高音级别。

要调节级别...


- 1 - 按 ，再选择所有设置，然后按 OK。
- 2 - 选择声音，按 > ( 向右键 ) 进入菜单。
- 3 - 选择高音，然后按 > ( 向右键 )。
- 4 - 按箭头键 ^ ( 向上键 ) 或 v ( 向下键 ) 调整值。
- 5 - 如有必要，反复按 < ( 向左键 ) 关闭菜单。

---

#### 耳机音量

使用耳机音量可以单独设置所连接的耳机的音量。

要调整音量...


- 1 - 按 ，再选择所有设置，然后按 OK。
- 2 - 选择声音，按 > ( 向右键 ) 进入菜单。
- 3 - 选择耳机音量。
- 4 - 按箭头键 ^ ( 向上键 ) 或 v ( 向下键 ) 调整值。
- 5 - 如有必要，反复按 < ( 向左键 ) 关闭菜单。

---

## 低音扬声器音量

如果连接无线蓝牙低音扬声器，则可以稍微增大或减小低音扬声器的音量。

要稍微调节音量...


- 1 - 按 ，再选择所有设置，然后按 OK。
- 2 - 选择声音，按 > ( 向右键 ) 进入菜单。
- 3 - 选择低音扬声器音量。
- 4 - 按 ^ ( 向上键 ) 或 v ( 向下键 ) 调整值。
- 5 - 如有必要，反复按 < ( 向左键 ) 关闭菜单。

---

## 环绕模式

使用环绕模式可以设置电视扬声器的音效。

要设置环绕模式...

- 1 - 按 ，再选择所有设置，然后按 OK。
- 2 - 选择声音，按 > ( 向右键 ) 进入菜单。
- 3 - 选择环绕模式。
- 4 - 选择立体声或超宽环绕立体声。
- 5 - 如有必要，反复按 < ( 向左键 ) 关闭菜单。


---

## 电视摆放

作为首次安装的

一部分，需将该设置设为在电视支架上或墙上

。如果此后更改过电视摆放方式，则需进行相应调整以获得最佳声音重现。

- 1 - 按 ，再选择所有设置，然后按 OK。
- 2 - 选择声音，按 > ( 向右键 ) 进入菜单。
- 3 - 选择电视摆放。
- 4 - 选择在电视支架上或墙上。
- 5 - 如有必要，反复按 < ( 向左键 ) 关闭菜单。

---


## 高级声音设置

### 自动音量调衡

使用自动音量调衡

可以将电视设置为自动调节突然出现的音量差异。这种情况通常出现在广告开头或切换频道时。

要打开或关闭...


- 1 - 按 ，再选择所有设置，然后按 OK。
- 2 - 选择声音，按 > ( 向右键 ) 进入菜单。
- 3 - 选择高级，按 > ( 向右键 ) 进入菜单。
- 4 - 选择自动音量调衡，然后按 > ( 向右键 ) 进入菜单。
- 5 - 选择开启或关闭。
- 6 - 如有必要，反复按 < ( 向左键 ) 关闭菜单。

---

## 晶晰声效

使用 Clear Sound 可以改善人声。适用于新闻节目。您可以打开或关闭人声改善。

要打开或关闭...


- 1 - 按 ，再选择所有设置，然后按 OK。
- 2 - 选择声音，按 > ( 向右键 ) 进入菜单。
- 3 - 选择高级 > Clear Sound。
- 4 - 选择开启或关闭。
- 5 - 如有必要，反复按 < ( 向左键 ) 关闭菜单。

---

## 音频输出格式

如果家庭影院系统 (HTS) 具有杜比数字、DTS® 或类似的多声道声音处理功能，那么可将音频输出格式设置为“多声道”。通过多声道，电视可将压缩的多声道声音信号从电视频道或连接的播放机发送到家庭影院系统。如果家庭影院系统没有多声道声音处理功能，则选择“立体声”。

要设置音频输出格式...


- 1 - 按 ，再选择所有设置，然后按 OK。
- 2 - 选择声音，按 > ( 向右键 ) 进入菜单。
- 3 - 选择高级 > 音频输出格式。
- 4 - 选择多声道或立体声。
- 5 - 如有必要，反复按 < ( 向左键 ) 关闭菜单。

---

## 音频输出调衡

在电视和家庭影院系统之间来回切换时，可使用音频输出调衡设置来调衡两者的音量（响度）。音量差异可能由声音处理的差异所引起。

要调衡音量差异...

- 1 - 按 ，再选择所有设置，然后按 OK。
- 2 - 选择声音，按 > ( 向右键 ) 进入菜单。
- 3 - 选择高级 > 音频输出调衡。
- 4 - 如果音量差异较大，选择更多。  
。如果音量差异较小，则选择更少。
- 5 - 如有必要，反复按 < ( 向左键 ) 关闭菜单。


音频输出调衡同时影响“音频输出 - 光纤”和 HDMI ARC 声音信号。

---

## 音频输出延迟

如果在家庭影院系统上设置音频同步延迟，要实现声画同步，必须在电视上关闭音频输出延迟。

关闭音频输出延迟...




- 1 - 按 ，再选择所有设置，然后按 OK。
- 2 - 选择声音，按 > ( 向右键 ) 进入菜单。
- 3 - 选择高级 > 音频输出延迟。
- 4 - 选择关闭。
- 5 - 如有必要，反复按 < ( 向左键 ) 关闭菜单。

---

## 音频输出修正

音频输出修正设置延迟。

要在电视上同步声音...

- 1 - 按 ，再选择所有设置，然后按 OK。
- 2 - 选择声音，按  ( 向右键 ) 进入菜单。
- 3 - 选择高级 > 音频输出修正。
- 4 - 使用滑动条设置声音修正。
- 5 - 如有必要，反复按  ( 向左键 ) 关闭菜单。

---






## 音箱

### 选择扬声器

在此菜单中，可以打开或关闭电视扬声器。如果连接家庭影院系统或无线蓝牙扬声器，则可以选择正在播放电视声音的设备。所有可用扬声器系统均显示在此列表中。

如果使用音频设备 ( 如家庭影院系统 ) 的 HDMI CEC 接口，则可以选择 EasyLink 自动启动。电视将打开音频设备，将电视声音输出至设备并关闭电视扬声器。

要设置电视扬声器...

- 1 - 按 ，再选择所有设置，然后按 OK。
- 2 - 选择声音，按  ( 向右键 ) 进入菜单。
- 3 - 选择高级，按  ( 向右键 ) 进入菜单。
- 4 - 选择扬声器，按  ( 向右键 ) 进入菜单。
- 5 - 选择打开、关闭或 EasyLink 自动启动。
- 6 - 如有必要，反复按  ( 向左键 ) 关闭菜单。

---

12.4

## 流光溢彩设置

### 流光溢彩风格

有关详细信息，请在帮助中选择关键字，然后查找流光溢彩风格。






---

## 流光溢彩设置

### 流光溢彩亮度

使用流光溢彩亮度可以设置流光溢彩的亮度级别。

要调节级别...

- 1 - 按 ，再选择所有设置，然后按 OK。
- 2 - 选择 流光溢彩，按  ( 向右键 ) 进入菜单。
- 3 - 选择亮度。
- 4 - 按箭头键  ( 向上键 ) 或  ( 向下键 ) 调整值。
- 5 - 如有必要，反复按  ( 向左键 ) 关闭菜单。






---

## 流光溢彩饱和度

使用流光溢彩饱和度

可以设置流光溢彩的色彩饱和度级别。

要调节级别...

- 1 - 按 ，再选择所有设置，然后按 OK。
- 2 - 选择 流光溢彩，按  ( 向右键 ) 进入菜单。
- 3 - 选择饱和度。
- 4 - 按箭头键  ( 向上键 ) 或  ( 向下键 ) 调整值。
- 5 - 如有必要，反复按  ( 向左键 ) 关闭菜单。

---




## 流光溢彩高级设置

### 墙色

使用墙色

功能可以抵消彩色墙壁对流光溢彩色彩的影响。选择电视后面的墙色，电视将修改流光溢彩色彩以呈现其预期效果。

要选择墙色...

- 1 - 按 ，再选择所有设置，然后按 OK。
- 2 - 选择 流光溢彩，按  ( 向右键 ) 进入菜单。
- 3 - 选择高级 > 墙色。
- 4 - 在调色板中，选择与电视后面墙壁相匹配的颜色。
- 5 - 如有必要，反复按  ( 向左键 ) 关闭菜单。




---

### 电视关闭

使用电视关闭

功能可以设置立即关闭流光溢彩或在关闭电视时缓慢渐弱。缓慢渐弱让您有时间打开起居室内的灯。

要选择关闭流光溢彩的方式...

- 1 - 按 ，再选择所有设置，然后按 OK。
- 2 - 选择 流光溢彩，按  ( 向右键 ) 进入菜单。
- 3 - 选择高级 > 电视关闭。
- 4 - 选择渐弱至关闭或立即关闭。
- 5 - 如有必要，反复按  ( 向左键 ) 关闭菜单。

---




### ISF 调谐

当 ISF 专家校准电视机时，可以校准静态流光溢彩色彩。您可以选择要校准的任何色彩。执行 ISF 校准后，您可以选择静态 ISF 色彩。


要选择 ISF 静态色彩...

按  (Ambilight)，然后选择 ISF，再按 OK。

调节 ISF 调谐...

- 1 - 按 ，再选择所有设置，然后按 OK。
- 2 - 选择 流光溢彩，按  ( 向右键 ) 进入菜单。
- 3 - 选择高级 > ISF 调谐。
- 4 - 如有必要，反复按  ( 向左键 ) 关闭菜单。

重置 ISF 调谐...

- 1 - 按 ，再选择所有设置，然后按 OK。
- 2 - 选择 流光溢彩，按 > ( 向右键 ) 进入菜单。
- 3 - 选择高级 > 重置 ISF 设置。
- 4 - 如有必要，反复按 < ( 向左键 ) 关闭菜单。

---

## Ambilight + Hue

---

### 配置

---


#### 第 1 步 - 网络

在这第一步中，您需要准备电视以找到飞利浦 Hue Bridge。电视和飞利浦 Hue Bridge 必须使用同一网络。

设置...

- 1 - 将飞利浦 Hue Bridge 连接到电源插座。
- 2 - 将飞利浦 Hue Bridge 连接到电视所用的同一个路由器 — 使用以太网电缆连接。
- 3 - 打开 hue 灯泡。

要开始配置...

- 1 - 按 ，再选择所有设置，然后按 OK。
- 2 - 选择 Ambilight > Ambilight+hue。
- 3 - 选择配置。
- 4 - 选择开始，然后按 OK。电视将搜索飞利浦 Hue Bridge。如果电视尚未连接网络，则会先开始网络设置。如果飞利浦 Hue Bridge 出现在列表中...

转到步骤 2 - Hue Bridge。

有关将电视

连接至家庭网络的详细

信息，请在帮助中选择关键字，然后查找网络，无线。

---

#### 第 2 步 - Hue Bridge

在下一步中，您会将电视与飞利浦 Hue Bridge 相连。电视只能连接一个 Hue Bridge。

要连接 Hue Bridge...

- 1 - 将电视连接至家庭网络后会显示可用 Hue Bridge。如果电视尚未发现 Hue Bridge，则可以选择再次扫描，然后按 OK。如果电视找到您拥有的唯一 Hue Bridge，请选择 Hue Bridge 名称，然后按 OK。如果有多个 Hue Bridge，则选择要使用的 Hue Bridge，然后按 OK。
- 2 - 选择开始，然后按 OK。
- 3 - 现在转至飞利浦 Hue Bridge，然后按设备中间的连接按钮。这样会将 Hue Bridge 与电视相连。在 30 秒内执行该操作。电视将确认 Hue Bridge 是否已连接至电视。
- 4 - 选择 OK，然后按 OK。

将飞利浦 Hue Bridge 连接至电视后会转至 hue 灯泡页面。

---

#### 第 3 步 - hue 灯泡

在下一步中，您将选择需随流光溢彩应变的飞利浦 hue 灯泡。

您最多可为 Ambilight+hue 选择 9 个飞利浦 hue 灯泡。

要为 Ambilight+hue 选择灯泡...

1

-  
在此列表中，标记必须跟随流光溢彩的灯泡。要标记灯泡，请选择灯泡名称，然后按 OK。标记灯泡时，灯泡将闪烁一次。  
2 - 完成后，选择 OK，然后按 OK。

---

#### 第 4 步 - 配置灯泡

在以下步骤中，您将配置每个飞利浦 hue 灯泡。

要配置每个 hue 灯泡...

- 1 - 选择要配置的灯泡，然后按 OK。选定的灯泡会闪烁。
- 2 - 选择开始，然后按 OK。

3

-  
首先，指出与电视相关的灯泡的摆放位置。正确的角度设置将向灯泡发送正确的流光溢彩色彩。选择滑动条以调整位置。

4

-  
其次，指出灯泡和电视之间的距离。灯泡离电视越远，流光溢彩色彩就越弱。选择滑动条以调整距离。

5 - 最后，设置灯泡的亮度。选择滑动条以调整亮度。

6 - 要停止配置该灯泡，请选择 OK，然后按 OK。

7 - 在配置 Ambilight+hue 菜单中，您可以对各个灯泡执行相同操作。


8 - 配置完所有 Ambilight+hue 灯泡后，选择完成，然后按 OK。

Ambilight+hue 可以使用了。

---

#### 关闭

要关闭 Ambilight+hue...






- 1 - 按 ，再选择所有设置，然后按 OK。
- 2 - 选择 流光溢彩，按 > ( 向右键 ) 进入菜单。
- 3 - 选择 Ambilight+hue。
- 4 - 选择关闭或开启。
- 5 - 如有必要，反复按 < ( 向左键 ) 关闭菜单。

---

## 梦幻体验

通过梦幻体验，您可以调整 Hue 灯泡随流光溢彩应变的精度。

要调整 Ambilight+hue 梦幻体验...




- 1 - 按 ，再选择所有设置，然后按 OK。
- 2 - 选择 流光溢彩，按  ( 向右键 ) 进入菜单。
- 3 - 选择 Ambilight+hue > 陶醉。
- 4 - 按箭头键  ( 向上键 ) 或  ( 向下键 ) 调整值。
- 5 - 如有必要，反复按  ( 向左键 ) 关闭菜单。

---

## Lounge Light+hue

如果您安装了 Ambilight+hue，则可以使 hue 灯泡随流光溢彩的 Lounge Light 应变。飞利浦 hue 灯泡会将 Lounge Light 效果扩大到整个房间。配置 Ambilight+hue 时，hue 灯泡会自动打开并设置为随 Lounge Light 应变。如果不想让 hue 灯泡随 Lounge Light 应变，则可以关闭灯泡。

要关闭 hue 灯泡...




- 1 - 按 ，再选择所有设置，然后按 OK。
- 2 - 选择 流光溢彩，按  ( 向右键 ) 进入菜单。
- 3 - 选择 Ambilight+hue > Lounge Light+hue。
- 4 - 选择关闭。
- 5 - 如有必要，反复按  ( 向左键 ) 关闭菜单。

---

## 查看配置

通过查看配置，您可以查看 Ambilight+hue、网络、Bridge 和灯泡的当前设置。




要查看 Ambilight+hue 配置...

- 1 - 按 ，再选择所有设置，然后按 OK。
- 2 - 选择 流光溢彩，按  ( 向右键 ) 进入菜单。
- 3 - 选择 Ambilight+hue > 查看配置。
- 4 - 如有必要，反复按  ( 向左键 ) 关闭菜单。

---

## 重置配置

要重置 Ambilight+hue...

- 1 - 按 ，再选择所有设置，然后按 OK。
- 2 - 选择 流光溢彩，按  ( 向右键 ) 进入菜单。
- 3 - 选择 Ambilight+hue > 重置配置。此时将重置配置。
- 4 - 如有必要，反复按  ( 向左键 ) 关闭菜单。


---

12.5

## 环保设置

---




## 节能

环保设置  可绑定有助于环保的设置。

### 节能

如果选择“节能”，则电视会自动切换至“图像风格 - 标准”，即最具节能意识的图像设置。

要将电视设置为节能模式...




- 1 - 按 ，再选择所有设置，然后按 OK。
- 2 - 选择环保设置，按  ( 向右键 ) 进入菜单。
- 3 - 选择节能，图像风格将自动设置为标准。
- 4 - 如有必要，反复按  ( 向左键 ) 关闭菜单。

---

## 屏幕关闭

如果只是听音乐，可关闭电视屏幕以节省能源。

要仅关闭电视屏幕...

- 1 - 按 ，再选择所有设置，然后按 OK。
- 2 - 选择环保设置，按  ( 向右键 ) 进入菜单。
- 3 - 选择屏幕关闭。此时将关闭屏幕。
- 4 - 如有必要，反复按  ( 向左键 ) 关闭菜单。





要重新打开屏幕，请按遥控器上的任意键。

---

## 光传感器

为了节能，当周围光线变暗时，内置环境光传感器可降低电视屏幕的亮度。内置光传感器可根据房间的照明条件结合流光溢彩调整画面。

要激活光传感器...

- 1 - 按 ，再选择所有设置，然后按 OK。
- 2 - 选择环保设置，按  ( 向右键 ) 进入菜单。
- 3 - 选择光传感器。启用后，光传感器前会显示  图标。
- 4 - 如有必要，反复按  ( 向左键 ) 关闭菜单。






---

## 关闭定时器

如果电视接收电视信号而您在 4 小时内未按遥控器的按键，则电视会自动关闭以节省电能。如果电视在 10 分钟内未接收电视信号也未收到遥控器命令，也会自动关闭。

如果您将电视用作显示器或使用数字接收器观看电视（机顶盒 - STB），且您未使用电视的遥控器，则应禁用该自动关闭。


停用“关闭定时器”...

- 1 - 按 ，再选择所有设置，然后按 OK。
- 2 - 选择环保设置，按  ( 向右键 ) 进入菜单。
- 3 - 选择关闭定时器。
- 4 - 按箭头键  ( 向上键 ) 或  ( 向下键 ) 调整值。数值 0 表示禁用自动关闭。
- 5 - 如有必要，反复按  ( 向左键 ) 关闭菜单。

## 一般设置

### USB 硬盘驱动器

要设置并格式化 USB 硬盘...

- 1 - 按 ，再选择所有设置，然后按 OK。
- 2 - 选择一般设置，然后按 > ( 向右键 ) 进入菜单。
- 3 - 选择 USB 硬盘。
- 4 - 选择开始，然后按照屏幕上的说明操作。
- 5 - 如有必要，反复按 < ( 向左键 ) 关闭菜单。

有关如何安装 USB


硬盘的详细信息，请在帮助中选择关键字，然后查找 USB 硬盘、安装或安装，USB 硬盘。

### USB 键盘设置

要安装 USB 键盘，请打开电视，并将 USB 键盘连接至电视上的其中一个 USB

接口。当电视首次检测到键盘时，您可以选择键盘布局并测试您的选择。如果先选择斯拉夫语系或希腊语键盘布局，则还可选择辅助拉丁语键盘布局。


要在选定键盘布局后进行更改...

- 1 - 按 ，再选择所有设置，然后按 OK。
- 2 - 选择一般设置，然后按 > ( 向右键 ) 进入菜单。
- 3 - 选择 USB 键盘设置以启动键盘设置。

### Philips (飞利浦)徽标亮度

您可以关闭或调整电视正面飞利浦徽标的亮度。

要调整或关闭...


- 1 - 按 ，再选择所有设置，然后按 OK。
- 2 - 选择一般设置，然后按 > ( 向右键 ) 进入菜单。
- 3 - 选择 Philips (飞利浦)徽标亮度，然后按 > ( 向右键 ) 进入菜单。
- 4 - 选择最小、中等、最大，或选择关闭来关闭徽标的亮度。
- 5 - 如有必要，反复按 < ( 向左键 ) 关闭菜单。



### 家中或商店

如果电视安装在商店，您可以将电视设置为显示店内促销横幅。图像风格会自动设置为鲜艳。关闭定时器被关闭。

要将电视设置为商店位置...


- 1 - 按 ，再选择所有设置，然后按 OK。
- 2 - 选择一般设置，然后按 > ( 向右键 ) 进入菜单。
- 3 - 选择位置 > 商店。
- 4 - 如有必要，反复按 < ( 向左键 ) 关闭菜单。

如果在家使用电视，则将电视位置设为家中。

### 商店配置

如果将电视设为商店


，则可以设置店内使用的特定展示的可用性。

- 1 - 按 ，再选择所有设置，然后按 OK。
- 2 - 选择一般设置，然后按 > ( 向右键 ) 进入菜单。
- 3 - 选择商店配置，按 > ( 向右键 ) 进入菜单。
- 4 - 根据自己的偏好更改设置。
- 5 - 如有必要，反复按 < ( 向左键 ) 关闭菜单。

### EasyLink


EasyLink

要完全关闭 EasyLink...

- 1 - 按 ，再选择所有设置，然后按 OK。
- 2 - 选择一般设置，然后按 > ( 向右键 ) 进入菜单。
- 3 - 选择 EasyLink，然后按 > ( 向右键 )，下一步选择 EasyLink。
- 4 - 选择关闭。
- 5 - 如有必要，反复按 < ( 向左键 ) 关闭菜单。

EasyLink 遥控器

关闭 EasyLink 遥控器...

- 1 - 按 ，再选择所有设置，然后按 OK。
- 2 - 选择一般设置，然后按 > ( 向右键 ) 进入菜单。
- 3 - 选择 EasyLink > Easylink 遥控器。
- 4 - 选择关闭。
- 5 - 如有必要，反复按 < ( 向左键 ) 关闭菜单。

### HDMI 超高清


此电视可以显示超高清信号。一些设备 - 连接了 HDMI - 无法识别超高清电视，可能无法正常工作或显示扭曲的图像或声音。为了避免此类设备的故障，您可设置一个设备能处理的信号质量水平。如果该设备未使用超高清信号，您可以为该 HDMI 连接关闭超高清。

设置 UHD 4:4:4/4:2:2 允许 UHD YCbCr 4:4:4 / 4:2:2



信号。设置 UHD 4:2:0 允许 UHD YCbCr 4:2:0 信号。

设置信号质量...

- 1 - 按 ，再选择所有设置，然后按 OK。
- 2 - 选择一般设置，然后按 > ( 向右键 ) 进入菜单。
- 3 - 选择 HDMI 超高清。
- 4 - 选择 UHD 4:4:4/4:2:2、UHD 4:2:0 或 UHD Off。
- 5 - 如有必要，反复按 < ( 向左键 ) 关闭菜单。

如果连接到 HDMI 1 或 HDMI 2 接口的设备的图像和声音失真，请将该设备连接到电视上的 HDMI 3 或 HDMI 4 接口。

有关详细信息，请在帮助中选择关键字，然后查找问题，HDMI 或问题，HDMI 接口。

---

## 高级设置

---

### 电视指南

电视指南可从广播商或互联网接收信息（数据）。某些地区和某些频道可能不提供电视指南信息。电视可收集电视上已安装频道的电视指南信息。电视无法收集从数字接收器或解码器观看的频道的电视指南信息。


这款电视附有设置为来自广播商的信息。

如果电视指南信息来自互联网，则电视指南也会在数字频道旁边列出模拟频道。电视指南菜单也会显示带当前频道的小屏幕。

### 从互联网

如果电视已连接至互联网，可将电视设置为从互联网接收电视指南信息。

要设置电视指南信息...


- 1 - 按 ，再选择所有设置，然后按 OK。
- 2 - 选择一般设置，然后按 > ( 向右键 ) 进入菜单。
- 3 - 选择高级 > 电视指南 > 来自互联网。
- 4 - 如有必要，反复按 < ( 向左键 ) 关闭菜单。

---

### 频道徽标

在部分国家/地区，电视可显示频道徽标。如果不想显示这些徽标，则可以将其关闭。


要关闭徽标...

- 1 - 按 ，再选择所有设置，然后按 OK。
- 2 - 选择一般设置，然后按 > ( 向右键 ) 进入菜单。
- 3 - 选择高级 > 频道徽标，然后按 > ( 向右键 ) 进入菜单。
- 4 - 选择关闭。
- 5 - 如有必要，反复按 < ( 向左键 ) 关闭菜单。

---

### HbbTV

如果某个电视频道提供 HbbTV 页面，您必须先要在电视设置中打开 HbbTV 才可查看这些页面。

- 1 - 按 ，再选择所有设置，然后按 OK。

- 2 - 选择一般设置，然后按 > ( 向右键 ) 进入菜单。
- 3 - 选择高级 > HbbTV。
- 4 - 选择开启或关闭。
- 5 - 如有必要，反复按 < ( 向左键 ) 关闭菜单。

如希望避免在特定频道上访问 HbbTV 页面，您可以仅阻止该频道的 HbbTV 页面。


- 1 - 调谐至您希望阻止其 HbbTV 页面的频道。
- 2 - 按 + OPTIONS，然后选择首选项 > 该频道上的 HbbTV。
- 3 - 选择关闭。

---

## 出厂设置

可以将电视恢复设置为原始电视设置（出厂设置）。

要切换回原始设置...


- 1 - 按 ，再选择所有设置，然后按 OK。
- 2 - 选择一般设置，然后按 > ( 向右键 ) 进入菜单。
- 3 - 选择出厂设置。
- 4 - 选择 OK。
- 5 - 如有必要，反复按 < ( 向左键 ) 关闭菜单。

---

## 电视安装

您可以重新执行完整的电视安装。电视将完全重新安装。

要重新执行完整的电视安装...

- 1 - 按 ，再选择所有设置，然后按 OK。
- 2 - 选择一般设置，然后选择重新安装电视。
- 3 - 按照屏幕上的说明操作。安装可能需要几分钟时间。

---


### 12.7

## 时钟，区域和语音

---

### 菜单语言

要更改电视菜单和消息的语言...

- 1 - 按 ，再选择所有设置，然后按 OK。
- 2 - 选择区域和语言，按 > ( 向右键 ) 进入菜单。
- 3 - 选择语言 > 菜单语言。
- 4 - 选择所需语言，然后按 OK。
- 5 - 如有必要，反复按 < ( 向左键 ) 关闭菜单。

---

### 语言首选项


#### 音频语言设置

数字电视频道可能为一个节目播送多种口语的音频。您可以设置自己喜欢的主音频语言和次音频语言。如果有这两种语言的音频，电视会切换到此音频。

如果没有提供首选音频语言，则可选择提供的另一门音频

语言。

要设置主音频语言和辅助音频语言...

- 1 - 按 ，再选择所有设置，然后按 OK。
- 2 - 选择区域和语言，按 > ( 向右键 ) 进入菜单。
- 3 - 选择语言 > 主音频或辅助音频。
- 4 - 选择所需的语言。
- 5 - 如有必要，反复按 < ( 向左键 ) 关闭菜单。

---

## 字幕

---

### 打开

要开启字幕，请按 SUBTITLE。

您可以将字幕切换为开启、关闭或静音时开启。  
或者，要在广播节目未使用电视设置的语言时自动显示字幕，请选择自动。该设置在静音时也会自动显示字幕。


---

### 字幕语言设置

数字频道可能为一个节目提供多种字幕语言。您可以设置首选主字幕语言和辅助字幕语言。如果其中一种语言的字幕可用，电视会显示所选的字幕。

如果没有提供首选字幕语言，则可选择提供的另一种字幕语言。

要设置主字幕语言和辅助字幕语言...

- 1 - 按 ，再选择所有设置，然后按 OK。
- 2 - 选择区域和语言，按 > ( 向右键 ) 进入菜单。
- 3 - 选择语言 > 主字幕或辅助字幕。
- 4 - 选择所需的语言。
- 5 - 如有必要，反复按 < ( 向左键 ) 关闭菜单。

---

## 文本字幕

如果调谐至模拟频道，则需要为各频道手动设置字幕。

- 1 - 切换到某个频道，然后按 TEXT 打开文本。
- 2 - 输入字幕的页号，通常是 888。
- 3 - 再次按 TEXT 将文本关闭。

观看该模拟  
频道时，如果在“字幕”菜单中选择开启，字幕可用时便会显示。

---

## 文本/图文电视语言

---

### 文本页面

要在观看电视频道时打开文本/图文电视，请按 TEXT。  
要关闭文本，请再次按 TEXT。

### 选择文本页面

要选择页面.....

- 1 - 使用数字键输入页号。
- 2 - 使用箭头键导航。

3 - 按彩色键选择屏幕底部的彩色编码项。

### 文本子页面

一个文本页号可容纳多个子页。子页号显示在主页号旁边的横条中。  
要选择子页，请按 < 或 >。

### T.O.P.文本页面

某些广播商提供 T.O.P.文本。  
打开

T.O.P.文本页面 ( 在“文本”中 )，请按 + OPTIONS，然后选择 T.O.P.概述。

### 收藏页面

电视会生成您打开的最后 10 个文本页面的列表。可以在收藏文本页栏中轻松重新打开它们。

- 1 - 在文本中，选择屏幕左上角的星标以显示收藏页栏。
- 2

- 按 v ( 向下键 ) 或 ^ ( 向上键 ) 选择页号，然后按 OK 打开页面。  
可以用清除收藏页面选项清除此列表。



### 搜索文本

您可以选择一个单词，然后扫描文本来寻找出现该单词的所有位置。

- 1 - 打开文本页，然后按 OK。
- 2 - 用箭头键选中一个单词或数字。
- 3
- 再次按 OK 直接跳转到下一个出现该单词或数字的地方。
- 4 - 再次按 OK 跳转到后续出现该单词或数字的地方。
- 5
- 要停止搜索，请按 ^ ( 向上键 )，直至没有任何内容选中。

### 来自连接设备的文本

某些接收电视频道的设备也可提供文本。  
要从连接的设备打开文本.....

- 1 - 按  选择设备，然后按 OK。
- 2
- 观看设备上的频道时，请按 + OPTIONS，然后选择显示设备键，再选择  键，最后按 OK。
- 3 - 按 < BACK 隐藏设备键。
- 4 - 要关闭文本，请再次按 < BACK。

### 数字文本 ( 仅限于英国 )

一些数字广播商在他们的数字电视频道上提供专用的数字文本或互动电视。这些服务包括使用数字键、彩色键和箭头键进行选择 and 导航的普通文本。

要关闭数字文本，请按 < BACK。

---

## 文本选项

在文本/图文电视中，按 + OPTIONS 可选择以下选项...

- 冻结页面  
停止子页自动滚动。
- 双视窗/全屏幕

并排显示电视频道和文本。

#### • T.O.P. 概述

打开 T.O.P. 文本。

#### • 放大

放大文本页，以便舒适地阅读。

#### • 显示

显示隐藏的页面信息。

#### • 循环子页面

有子页面时，循环子页面。

#### • 语言

切换文本用来正确显示内容的字符组。

#### • 图文电视 2.5


激活图文电视 2.5，以获得更多色彩和质量更好的图形。


## 文本设置

### 文本语言

某些数字广播商提供了多种文本语言。


要设置主要和辅助文本语言.....

1 - 按 ，再选择所有设置，然后按 OK。

2 - 选择区域和语言，按  ( 向右键 ) 进入菜单。

3 - 选择语言 > 主图文电视或辅助图文电视。

4 - 选择首选文本语言。

5 - 如有必要，反复按  ( 向左键 ) 关闭菜单。

### 图文电视 2.5

如果有图文电视 2.5

可用，那么可以获得更多色彩和更好的图形。图文电视 2.5 作为标准出厂设置激活。

要关闭图文电视 2.5...


1 - 按 TEXT。

2

-

在屏幕上打开文本/图文电视的情况下，按 + OPTIONS。

3 - 选择图文电视 2.5 > 关闭。

4 - 如有必要，反复按  ( 向左键 ) 关闭菜单。

## 时钟

### 日期和时间

#### 自动

电视时钟的标准设置为自动。时间信息来自广播的 UTC ( 协调世界时 ) 信息。


如果时钟不正确

，可以将电视时钟设置为

因国家/地区而异

。对于某些国家/地区，可以选择特定时区或设置时间偏差。在部分国家/地区，对于某些网络运营商，时钟设置是隐藏的，旨在避免不正确的时钟设置。

设置电视时钟...

1 - 按 ，再选择所有设置，然后按 OK。

2 - 选择区域和语言，然后选择时钟 > 自动时钟模式。

3 - 选择自动或因国家/地区而异。


4 - 按  ( 向左键 ) 返回到上一步。

### 手动

如果任何自动设置都不能正确显示时间，便只能手动设置时间。

但是，如果从电视指南排定录制，我们推荐不要手动更改时间和日期。在部分国家/地区，对于某些网络运营商，时钟设置是隐藏的，旨在避免不正确的时钟设置。


手动设置电视时钟 ( 如果可用 ) ...



1 - 按 ，再选择所有设置，然后按 OK。


2 - 选择区域和语言，然后选择“时钟”>

自动时钟模式，再按 OK。

3 - 选择手动，然后按 OK。

4 - 按  ( 向左键 )，然后选择日期或时间。


5 - 按  ( 向上键 ) 或  ( 向下键 ) 调整值。


6 - 按  ( 向左键 ) 返回到上一步。

### 时区

对于某些国家/地区，可以选择特定时区以正确设置电视时钟。

设置时区 ( 如果可用 ) ...

1 - 按 ，再选择所有设置，然后按 OK。


2 - 选择区域和语言，按  ( 向右键 ) 进入菜单。

3 - 选择时钟 > 时区。

4

-

根据您所在的国家/地区，可以选择时区或设置时间偏差以修正电视时钟。


5 - 如有必要，反复按  ( 向左键 ) 关闭菜单。


### 睡眠定时器

#### 借助定时关机

，您可将电视设置为在预设时间后自动切换至待机模式。


要设置定时关机...

1 - 按 ，再选择所有设置，然后按 OK。

2 - 选择区域和语言，按  ( 向右键 ) 进入菜单。

3 - 选择时钟 > 睡眠定时器。


4 - 您可使用滑动条将该时间设置为最多 180 分钟，以 5 分钟为增量单位。如果设置为 0 分钟，定时关机将关闭。您始终可以提前关闭电视或在倒计时过程中重置该时间。

5 - 如有必要，反复按  ( 向左键 ) 关闭菜单。

---

## 遥控键盘

要将键盘布局设置为 Azerty...

- 1 - 按 ，再选择所有设置，然后按 OK。
- 2 - 选择区域和语言，按 > ( 向右键 ) 进入菜单。
- 3 - 选择遥控器键盘。
- 4 - 选择 Azerty 或 Qwerty。
- 5 - 如有必要，反复按 < ( 向左键 ) 关闭菜单。

---

12.8


## 通用接入

### 打开

打开通用接入  
，失聪、重听、失明或弱视人士便可以使用电视。

打开

如果在安装过程中未打开通用接入  
，您仍可以在通用接入菜单中打开。  
要打开辅助功能...


- 1 - 按 ，再选择所有设置，然后按 OK。
- 2 - 选择通用接入，然后按 > ( 向右键 ) 进入菜单。
- 3 - 进一步选择通用接入。
- 4 - 选择开启。
- 5 - 如有必要，反复按 < ( 向左键 ) 关闭菜单。

---

## 重听

部分数字电视频道广播专用音频和字幕适合于重听或失聪人士。打开听障  
后，电视会自动切换至适用的音频和字幕，如果可用。打开听障之前，需先打开通用接入。

打开听障...

- 1 - 按 ，再选择所有设置，然后按 OK。
- 2 - 选择通用接入，然后按 > ( 向右键 ) 进入菜单。
- 3 - 选择听障，按 > ( 向右键 ) 进入菜单。
- 4 - 选择开启。
- 5 - 如有必要，反复按 < ( 向左键 ) 关闭菜单。

---

## 音频描述

打开

数字电视频道可播放特殊音频解说屏幕上出现的内容。  
要设置视障音频和效果，需先打开音频描述。  
同时，打开音频描述  
之前，需先打开设置菜单中的通用接入。

通过音频描述可将叙述者的解说添加至普通音频。  
要打开评论 ( 如果可用 ) ...

打开音频描述...

- 1 - 按 ，再选择所有设置，然后按 OK。


- 2 - 选择通用接入，然后按 > ( 向右键 ) 进入菜单。
- 3 - 选择音频描述，按 > ( 向右键 ) 进入菜单。
- 4 - 下一步选择音频描述。
- 5 - 选择开启。
- 6 - 如有必要，反复按 < ( 向左键 ) 关闭菜单。

---

### 混音

您可以混合普通音频与音频解说的音量。

要进行混音...


- 1 - 按 ，再选择所有设置，然后按 OK。
- 2 - 选择通用接入，然后按 > ( 向右键 ) 进入菜单。
- 3 - 选择音频描述 > 混音。
- 4 - 按箭头键 ^ ( 向上键 ) 或 v ( 向下键 ) 调整值。
- 5 - 如有必要，反复按 < ( 向左键 ) 关闭菜单。

---

### 音效

有些音频解说包括额外的音频效果，如立体声或声音淡出。

打开音效 ( 如果可用 ) ...


- 1 - 按 ，再选择所有设置，然后按 OK。
- 2 - 选择通用接入，然后按 > ( 向右键 ) 进入菜单。
- 3 - 选择音频描述 > 音效。
- 4 - 选择开启。
- 5 - 如有必要，反复按 < ( 向左键 ) 关闭菜单。

---

### 人声

音频解说也可以包含言语字幕。

要打开这些字幕 ( 如果适用 ) ...

- 1 - 按 ，再选择所有设置，然后按 OK。
- 2 - 选择通用接入，然后按 > ( 向右键 ) 进入菜单。
- 3 - 选择音频描述 > 人声。
- 4 - 选择说明文字或字幕。
- 5 - 如有必要，反复按 < ( 向左键 ) 关闭菜单。


---

12.9

## 儿童锁

### 父母评级

要设置观看分级节目的最低年龄...

- 1 - 按 ，再选择所有设置，然后按 OK。
- 2 - 选择儿童锁，按 > ( 向右键 ) 进入菜单。
- 3 - 选择父母评级，然后从列表中选择一个年龄。
- 4 - 如有必要，反复按 < ( 向左键 ) 关闭菜单。

---

## 应用程序锁定




有关详细信息，请在帮助中选择关键字，然后查找应用程序锁定。

---

## 设置密码/更改密码

儿童锁 PIN 码用于锁定或解锁频道或节目。




要设置儿童锁密码或更改当前密码...

- 1 - 按 ，再选择所有设置，然后按 OK。
- 2 - 选择儿童锁，按  ( 向右键 ) 进入菜单。
- 3 - 选择设置密码或更改密码。
- 4 - 输入您选择的 4 位数密码。如果已设置密码，则输入当前儿童锁密码，然后输入两次新密码。
- 5 - 如有必要，反复按  ( 向左键 ) 关闭菜单。

新密码随即设置。

忘记了儿童锁 PIN 码？

如果忘记了儿童锁 PIN 码，可覆盖当前密码并输入新密码。

- 1 - 按 ，再选择所有设置，然后按 OK。
- 2 - 选择儿童锁，按  ( 向右键 ) 进入菜单。
- 3 - 选择更改密码。
- 4 - 输入覆盖密码 8888。
- 5 - 现在输入新的儿童锁 PIN 码，然后再次输入进行确认。
- 6 - 如有必要，反复按  ( 向左键 ) 关闭菜单。

新密码随即设置。

# 视频、照片和音乐

## 13.1

### 来自 USB 连接

您可查看已连接的 USB 闪存盘或 USB 硬盘上的照片或者播放上面的音乐和视频。

打开电视后，将 USB 闪存盘或 USB 硬盘插入任一 USB 接口。电视检测到设备后会列出媒体文件。

如果文件列表没有自动出现...

- 1 - 按 **SOURCES**，选择 **USB**，然后按 **OK**。
- 2 - 选择 **USB** 设备，然后按 **➤**（向右键），在驱动器上组织的文件夹结构中浏览文件。
- 3 - 要停止播放视频、照片和音乐，请按 **EXIT**。

#### 警告

如果想使用已连接的 USB 硬盘暂停或录制节目，此电视会要求您格式化 USB 硬盘。这种格式化将删除 USB 硬盘上的所有现有文件。

## 13.2

### 来自电脑或 NAS

您可以查看或播放家庭网络中的电脑或 NAS（网络连接存储）中的照片、音乐和视频。

#### 电视和电脑或 NAS

必须处于同一家庭网络。需要在电脑或 NAS 上安装媒体服务器软件。必须将媒体服务器设置为与电视共享文件。电视会以媒体服务器组织的结构或电脑或 NAS 上的结构显示文件和文件夹。

对于来自电脑或 NAS 的视频流，电视不支持字幕。

如果媒体服务器支持搜索文件，将提供搜索字段。

要浏览和播放电脑上的文件...

- 1 - 按 **SOURCES**，选择 **网络**，然后按 **OK**。
- 2 - 选择 **SimplyShare** 设备，然后按 **➤**（向右键）选择所需的设备。
- 3 - 可以浏览和播放文件。
- 4 - 要停止播放视频、照片和音乐，请按 **EXIT**。

## 13.3

### 来自云存储服务

您可以查看或播放上传到在线云存储服务\*的照片或音乐及视频。

利用 **云资源管理器** 应用程序，可以连接到云托管服务。可以使用登录名和密码来连接。

- 1 - 按 **HOME**。
- 2

- 向下滚动，选择 **应用程序 > 云资源管理器**，然后按 **OK**。
- 3 - 选择需要的托管服务。
- 4 - 使用登录名和密码连接并登录到托管服务。
- 5 - 选择要播放的照片或视频，然后按 **OK**。
- 6 - 按 **←**（向左键）返回到上一步，或者按 **← BACK** 关闭菜单。

\* Dropbox™ 之类的存储服务。

## 13.4

### 个人喜好节目，最流行，最后播放菜单

#### 查看收藏文件

- 1 - 按 **SOURCES**，选择 **USB**，然后按 **OK**。
- 2 - 选择 **USB** 设备，然后选择 **个人喜好节目**。
- 3 - 您可以查看列表中的全部收藏文件。

#### 查看最流行的文件

- 1 - 按 **SOURCES**，选择 **USB**，然后按 **OK**。
- 2 - 选择 **USB** 设备，然后选择 **最流行**。
- 3 - 按 **OK** 查看列表中的文件或按 **+ OPTIONS** 清除最流行列表。

#### 查看最后播放的文件

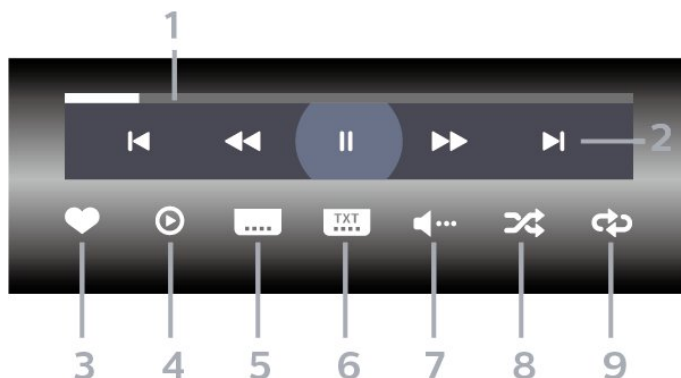
- 1 - 按 **SOURCES**，选择 **USB**，然后按 **OK**。
- 2 - 选择 **USB** 设备，然后选择 **最后播放**。
- 3 - 按 **OK** 查看列表中的文件或按 **+ OPTIONS** 清除最后播放列表。

## 13.5

### 播放视频

#### 控制条

要在视频播放时显示或隐藏控制条，请按 **INFO\***。



- 1 - 进度栏
- 2 - 播放控制条
- **⏮**：跳至文件夹中的上一部视频
- **⏭**：跳至文件夹中的下一部视频
- **⏮**：快退
- **⏭**：快进
- **⏸**：暂停播放

- 3 - 标记为收藏
- 4 - 播放全部视频
- 5 - 字幕：开启、关闭字幕或静音时开启字幕。
- 6 - 字幕语言：选择字幕语言
- 7 - 音频语言：选择音频语言
- 8 - 随机播放：以随机顺序播放文件
- 9 - 重复：将文件夹中的全部视频播放一次或连续播放

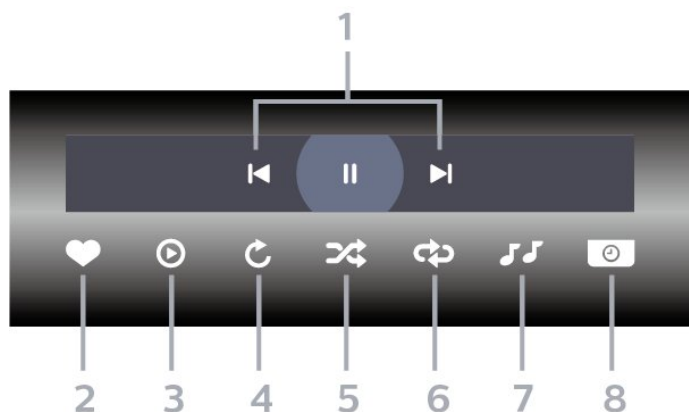
\* 如果遥控器上有 **INFO** 键

13.6

## 查看照片

### 控制条

要在放映幻灯片时显示或隐藏控制条，请按 **INFO**\*。



### 1 - 播放控制条

- **⏮**：跳至文件夹中的上一张照片
- **⏭**：跳至文件夹中的下一张照片
- **⏸**：暂停幻灯片放映

### 2 - 标记为收藏

### 3 - 开始幻灯片放映

### 4 - 旋转照片

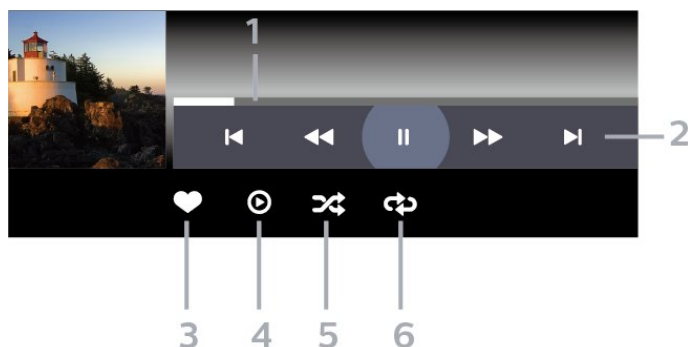
### 5 - 随机播放：以随机顺序播放文件

### 6 - 重复：将文件夹中的全部照片播放一次或连续播放

### 7 - 停止播放背景音乐

### 8 - 设置幻灯片放映速度

\* 如果遥控器上有 **INFO** 键



### 1 - 进度栏

### 2 - 播放控制条

- **⏮**：跳至文件夹中的上一首音乐
- **⏭**：跳至文件夹中的下一首音乐
- **⏮**：快退
- **⏭**：快进
- **⏸**：暂停播放

### 3 - 标记为收藏

### 4 - 播放全部音乐

### 5 - 随机播放：以随机顺序播放文件

### 6 - 重复：将文件夹中的全部音乐播放一次或连续播放

13.7

## 播放音乐

### 控制条

# 电视指南

## 14.1

### 您需要执行的操作

通过电视指南，您可查看自己频道当前和已排定的电视节目列表。根据电视指南信息（数据）的来源，会显示模拟和数字频道或者只显示数字频道。并非所有的频道都提供电视指南信息。

电视可收集电视上已安装频道的电视指南信息。电视无法收集从数字接收器或解码器观看的频道的电视指南信息。

## 14.2

### 电视指南数据

电视指南可从广播商或互联网接收信息（数据）。某些地区和某些频道可能不提供电视指南信息。电视可收集电视上已安装频道的电视指南信息。电视无法收集从数字接收器或解码器观看的频道的电视指南信息。




这款电视附有设置为来自广播商的信息。

如果电视指南信息来自互联网，则电视指南也会在数字频道旁边列出模拟频道。电视指南菜单也会显示带当前频道的小屏幕。

#### 从互联网

如果电视已连接至互联网，可将电视设置为从互联网接收电视指南信息。

要设置电视指南信息...

- 1 - 按 ，再选择所有设置，然后按 OK。
- 2 - 选择一般设置，然后按 （向右键）进入菜单。
- 3 - 选择高级 > 电视指南 > 来自互联网，然后按 OK。
- 4 - 如有必要，反复按 （向左键）关闭菜单。

#### 缺失的录制内容

当某些录制内容似乎已从录制列表中消失时，电视指南信息（数据）

可能已经改变。如果将

设置切换到来自互联网，则使用来自广播商


设置录制的内容将从列表中消失，反之亦然。电视可能已自动切换到来自互联网。

为了使录制内容可用于录制列表中，请切换到制作录制内容时所选择的设置。

## 14.3

### 使用电视指南

## 打开电视指南

要打开电视指南，请按  TV GUIDE。电视指南显示了选定调谐器的频道。

再次按  TV GUIDE 将其关闭。

首次打开电视指南时，电视会扫描所有电视频道以获取节目信息。这可能需要几分钟时间。电视指南数据存储在电视上。


## 调谐到某个节目

您可从电视指南调谐至当前节目。

要切换到该节目（频道），请选择该节目，然后按 OK。


查看节目详情

调用所选节目的详细信息...

- 1 - 按 + OPTIONS，然后选择首选项。
- 2 - 选择频道信息，然后按 OK。
- 3 - 按  BACK 关闭。


## 更改日期

电视指南可显示未来数天排定的节目（最多 8 天）。



- 1 - 按  TV GUIDE。
- 2 - 选择现在，然后按 OK。
- 3 - 选择所需日期。

## 设置提醒



您可以设置节目提醒。节目开始时会有一条消息提醒您。您可以立即调谐至该频道。

在电视指南中，带提醒的节目会带有 （时钟）标记。

设置提醒...

- 1 - 按  TV GUIDE，然后选择即将播出的节目。
- 2 - 按 + OPTIONS。
- 3 - 选择设置提醒，然后按 OK。
- 4 - 按  BACK 关闭菜单。

清除提醒...

- 1 - 按  TV GUIDE，然后选择带有提醒的节目。
- 2 - 按 + OPTIONS。
- 3 - 选择清除提醒，然后按 OK。
- 4 - 按  BACK 关闭菜单。






---

## 按风格搜索

如果该信息可用，您可按风格（如电影、体育等）查找已排定的节目。


按风格搜索节目...

- 1 - 按  TV GUIDE。
- 2 - 使用导航键选择中间的 ，然后按 OK。
- 3 - 选择按风格搜索，然后按 OK。
- 4 - 选择所需风格，然后按 OK。  
。此时会出现已找到节目的列表。
- 5 - 按  BACK 关闭菜单。




---

## 设置录制

您可以在电视指南中设置录制\*。

在电视指南中，设置为要录制的节目会带有  标记。

录制节目...

- 1 - 按  TV GUIDE，然后选择将要播出或正在播出的节目。
- 2 - 按  OPTIONS，选择录制。
- 3 - 按  BACK 关闭菜单。

\* 有关详细信息，请参阅 录制和 Pause TV一章。

# 录制和暂停电视

## 15.1

### 录制

#### 您需要执行的操作

您可以录制数字电视，稍后观看。

根据需要进行录制电视节目...


- 将已连接的 USB 硬盘在此电视上进行格式化
- 本电视上安装的数字电视频道
- 接收屏幕上电视指南的频道信息
- 可靠的电视时钟设置。如果手动重置电视时钟，录制可能会失败。


使用暂停电视时无法录制。

在版权法执行方面，某些 DVB 提供商会通过 DRM ( 数字版权管理 ) 技术应用不同的限制。在广播受保护的频道方面，可能会限制录制、录制有效期或观看次数。可能完全禁止录制。如果尝试录制受保护的广播或播放已到期的录制内容，则会出现一条错误消息。

#### 录制节目

##### 立即录制

要立即录制正在观看的节目，请按遥控器上的  ( 录制 )。录制将立即开始。






要停止录制，请按  ( 停止 )。

当电视指南数据可用时，您正观看的节目将从录制键按下的那一刻起开始录制，一直录制到节目结束。如果电视指南数据不可用，则只能录制最后 30 分钟的节目。您可以在录制列表中调整录制的结束时间。

##### 排定录制

您可以排定今天或未来几天 ( 最多 8 天 ) 某个即将播出的节目的录制。电视将使用来自电视指南的数据开始和结束录制。








录制节目...

- 1 - 按  TV GUIDE。
- 2 - 使用导航键选择现在，然后按 OK。
- 3 - 选择现在、稍后、明天或所需的日期，然后按 OK 或  BACK 关闭菜单。
- 4 - 选择要录制的节目，按  + OPTIONS，再选择  录制，然后按 OK。  
。节目即可排定录制。如果排定的录制有重叠，则会自动显示警告。如果计划在您不在的时候录制节目，记得将电视切换为待机模式并打开 USB 硬盘。
- 5 - 按  BACK 关闭菜单。

#### 录制冲突

当两个排定的录制在时间上重叠时，就会出现录制冲突。为了解决录制冲突，可以调整一个或全部两个排定的录制的开始和结束时间。







要调整排定的录制的开始或结束时间...

- 1 - 按  SOURCES，然后选择  录制。
- 2 - 在屏幕顶部，选择  已排定，然后按 OK。
- 3 - 在排定的录制和提醒列表中，选择录制，然后按 OK 只查看排定的录制。
- 4 - 选择与另一个排定的录制有冲突的排定录制，然后按  + OPTIONS。
- 5 - 选择调整时间，然后按 OK。
- 6 - 选择开始或结束时间，然后用  ( 向上键 ) 或  ( 向下键 ) 更改时间。选择应用，然后按 OK。
- 7 - 按  BACK 关闭菜单。

#### 自动剩余录制时间

可以设置电视将在每个排定录制的末尾自动添加的时间余量。





要设置自动结束时间余量...

- 1 - 按  SOURCES，然后选择  录制。
- 2 - 使用导航键选择右上角的 ，然后按 OK。
- 3 - 选择自动剩余录制时间，然后按 OK。
- 4 - 按  ( 向上键 ) 或  ( 向下键 )，然后按 OK 设置要自动添加到录制的时间余量。可以将最多 45 分钟添加到录制。
- 5 - 按  BACK 关闭菜单。

#### 手动录制

可以排定与电视节目无关的录制。您将自行设置调谐器类型、频道以及开始和结束时间。

要手动排定录制...

- 1 - 按  SOURCES，然后选择  录制。
- 2 - 在屏幕顶部，选择  已排定。
- 3 - 使用导航键选择右上角的 ，然后按 OK。
- 4 - 选择排定时间，然后按 OK。
- 5 - 选择要录制节目的调谐器，然后按 OK。
- 6 - 选择要录制节目的频道，然后按 OK。
- 7 - 选择录制日期，然后按 OK。
- 8 - 设置

录制的开始和结束时间。选择一个按钮，再使用 **▲**（向上）或 **▼**（向下）键设置小时和分钟。  
9 - 选择排定，然后按 **OK** 安排手动录制。  
该录制将出现在排定录制和提醒的列表中。

---

## 观看录制

要观看录制...

- 1 - 按 **SOURCES**，然后选择 **●** 录制。
  - 2 -
  - 3 - 在录制列表中，选择所需的录制，然后按 **OK** 开始观看。
  - 4 - 可以使用 **⏸**（暂停）、**▶**（播放）、**◀**（倒回）、**▶▶**（快进）或 **■**（停止）键。
- 要切换回观看电视，请按 **TV EXIT**。

---

## 删除或重命名录制

如需重命名或删除录制...

- 1 - 按 **SOURCES**，然后选择 **●** 录制。
- 2 - 在录制列表中，选择您需要的录制并按 **INFO / +** **OPTIONS**。
- 3 - 您可以选择重命名以更改录制的名称，或选择删除以删除此录制。
- 4 - 要切换回观看电视，请按 **TV EXIT**。

---

15.2

## 暂停电视

---

### 您需要执行的操作

您可以暂停数字电视节目，稍后继续观看。

要根据需要暂停电视节目...

- 将已连接的 USB 硬盘在此电视上进行格式化
- 本电视上安装的数字电视频道
- 接收屏幕上电视指南的频道信息

连接并格式化 USB 硬盘后，电视会连续存储您正在观看的电视广播。当您切换至其他频道时，之前频道的广播会被删除。将电视切换至待机模式时，广播也会被清除。

录制时无法使用暂停电视

有关详细信息，请在帮助中选择关键字，然后查找“USB 硬盘、安装”或“安装，USB 硬盘”。

---

## 暂停节目

要暂停和继续观看广播...

- 要暂停广播，请按 **⏸**（暂停）。屏幕底部的进度条短暂出现。
- 要调出进度栏，请再按一次 **⏸**（暂停）。
- 要继续观看，请按 **▶**（播放）。

屏幕上显示进度栏后，按

**◀◀**（倒回）或按 **▶▶**（快进）可选择开始观看已暂停广播的位置。反复按这些键可更改速度。

暂停广播的最大时段为 90 分钟。

要切换回实时电视广播，请按 **■**（停止）。

---

## 重播

由于电视会存储您正在观看的广播，所以您通常可以重播几秒钟广播。

要重播当前广播...

- 1 - 按 **⏸**（暂停）
- 2 - 按 **◀◀**（倒回）。可以反复按 **◀◀** 来选择要从哪里开始查看暂停的广播。反复按这些键可更改速度。在某个时刻，您将达到存储的广播或最大时间跨度的开头。
- 3 - 按 **▶**（播放）再次观看广播。
- 4 - 按 **■**（停止）观看实时广播。

# 智能手机和平板电脑

## 16.1

### 飞利浦电视遥控应用程序

智能手机或平板电脑上新推出的 Philips TV Remote App 是新的电视伴侣。

利用电视遥控应用程序，您随心所欲玩转媒体。将照片、音乐或视频发送至电视大屏幕或在平板电脑或手机上实时观看任一电视频道。在电视指南上查找您要观看的节目，然后在手机或电视上观看。利用电视遥控应用程序，可以将手机用作遥控器。

现在就从您喜爱的应用程序专卖店下载飞利浦电视遥控应用程序。

飞利浦电视遥控应用程序适用于 iOS 和 Android，而且是免费的。

## 16.2

### Google Cast

#### 您需要执行的操作

如果移动设备上的应用程序有 Google Cast 功能，那就可以将应用程序转投到此电视上。在移动应用程序上，查找 Google Cast 图标。可以使用移动设备来控制电视上播放的内容。Google Cast 支持 Android 和 iOS。

移动设备必须接入电视所在的同一个 Wi-Fi 家庭网络。

支持 Google Cast 的应用程序

每天都有新的 Google Cast 应用程序推出。您可能已经通过 YouTube、Chrome、Netflix、Photowall 或 Big Web Quiz for Chromecast 等应用程序试用过 Google Cast。另请参阅 [google.com/cast](http://google.com/cast)

某些 Google Play 产品和功能并未在所有国家/地区提供。

请访问 [support.google.com/androidtv](http://support.google.com/androidtv) 查找更多信息

#### 投影到电视

要将应用程序投影到电视屏幕...

1 - 在智能手机或平板电脑上，打开支持 Google Cast 的应用程序。

2 - 轻击 Google Cast 图标。

3 - 选择要投影到的电视。

4

-

按智能手机或平板电脑上的“播放”。您选择的内容此刻应开始在电视上播放。

## 16.3

### AirPlay

要将 AirPlay 功能添加到 Android TV，可以下载并安装支持该功能的某个 Android 应用程序。在 Google Play 商店中可找到多个这样的应用程序。

## 16.4

### MHL

这款电视符合 MHL™ 标准。

如果移动设备也符合 MHL，那么可以使用 MHL 线缆将移动设备连接到电视。接上 MHL 线缆后，就可以将移动设备上的内容分享到电视屏幕上。同时移动设备会为其电池充电。MHL 连接非常适合长时间在电视上观看或畅玩移动设备上的影片或游戏。

充电

连接 MHL 线缆后，只要打开电视（不是待机状态），设备就会充电。

MHL 线缆

您需要被动式 MHL 线缆（HDMI 对 Micro USB）将移动设备连接到电视。可能需要额外的适配器来连接移动设备。要将 MHL 线缆连接到电视，请使用 HDMI 4 MHL 连接。



MHL、Mobile High-Definition Link 和 MHL 徽标均为 MHL, LLC. 的商标或注册商标。

---

# 游戏

---

## 17.1

### 您需要执行的操作

在这款电视上，可以...

- 从主菜单中玩应用程序库的游戏
- 从主菜单中玩 Google Play 商店的游戏
- 从连接的游戏控制台玩游戏

应用程序库或 Google Play 商店的游戏必须先下载并安装到电视上才能玩。有些游戏需要用游戏手柄来玩。

要安装飞利浦应用程序库或 Google Play 商店提供的游戏应用程序，必须将电视连接至互联网。您必须同意使用条款才能使用应用程序库中的应用程序。您必须用 Google 帐户登录，才能使用 Google Play 应用程序和 Google Play 商店。

---





## 17.2

### 玩游戏

---

#### 通过主菜单




要通过主菜单启动游戏...

- 1 - 按  HOME。
  - 2 - 向下滚动到  游戏，选择一个游戏，然后按 OK。
  - 3 - 反复按  BACK
- 或按  EXIT
- ，或者使用应用程序的专用退出/停止按钮停止应用程序。

---

#### 通过游戏控制台

要通过游戏控制台启动游戏...

- 1 - 打开游戏控制台。
  - 2 - 按  SOURCES，然后选择游戏控制台或连接的名称。
  - 3 - 开始游戏。
  - 4 - 反复按  BACK
- 或按  EXIT
- ，或者使用应用程序的专用退出/停止按钮停止应用程序。

有关详细信息，请在帮助中选择关键字，然后查找游戏控制台，连接。

# 流光溢彩

## 18.1




### 流光溢彩风格

#### 跟随视频

可以将流光溢彩设置为跟随电视节目的视频或音频动态。或者，可以将流光溢彩设置为显示预设的色彩风格，也可以关闭流光溢彩。

如果选择跟随视频，那么可以选择跟随电视屏幕上图像动态的某种风格。

要设置流光溢彩风格...

- 1 - 按  AMBILIGHT。
- 2 - 选择跟随视频。
- 3 - 选择所需的风格。
- 4 - 按  ( 向左键 ) 返回到上一步，或者按  BACK 关闭菜单。

可用的跟随视频风格包括...




- 标准 - 适合日常观看电视
- 自然 - 尽可能真实地跟踪图像或声音
- 令人陶醉 - 适合动作片
- 鲜艳 - 适合日光条件
- 游戏 - 适合游戏
- 舒适 - 适合安静的傍晚
- 放松 - 适合休闲的感觉

#### 跟随音频

可以将流光溢彩设置为跟随电视节目的视频或音频动态。或者，可以将流光溢彩设置为显示预设的色彩风格，也可以关闭流光溢彩。

如果选择跟随音频，那么可以选择跟随声音动态的某种风格。

要设置流光溢彩风格...

- 1 - 按  AMBILIGHT。
- 2 - 选择跟随音频。
- 3 - 选择所需的风格。
- 4 - 按  ( 向左键 ) 返回到上一步，或者按  BACK 关闭菜单。

可用的跟随音频风格包括...




- 流明 - 将音频动态与视频色彩混合
- 多彩 - 基于音频动态
- 复古 - 基于音频动态
- 光谱 - 基于音频动态
- 扫描仪 - 基于音频动态
- 节奏 - 基于音频动态
- 派对 - 混合全部跟随音频风格，一个接一个

#### 跟随颜色

可以将流光溢彩设置为跟随电视节目的视频或音频动态。或者，可以将流光溢彩设置为显示预设的色彩风格，也可以关闭流光溢彩。

如果选择跟随颜色，则可以选择任一预设色彩风格。

要设置流光溢彩风格...

- 1 - 按  AMBILIGHT。
- 2 - 选择跟随颜色。
- 3 - 选择所需的风格。
- 4 - 按  ( 向左键 ) 返回到上一步，或者按  BACK 关闭菜单。




可用的跟随颜色风格包括...

- 熔岩红 - 红色色彩变化
- 深海蓝 - 蓝色色彩变化
- 清新自然 - 绿色色彩变化
- ISF 暖白色 - 静态色彩
- 冷白色 - 静态色彩

#### 跟随应用程序

当您使用应用程序控制流光溢彩时，可以使用此功能。




要设置流光溢彩风格...

- 1 - 按  AMBILIGHT。
- 2 - 选择跟随应用程序。
- 3 - 按照屏幕上的说明操作。
- 4 - 按  ( 向左键 ) 返回到上一步，或者按  BACK 关闭菜单。

## 18.2

### 关闭流光溢彩

要关闭流光溢彩...

- 1 - 按  AMBILIGHT。
- 2 - 选择关闭。
- 3 - 按  ( 向左键 ) 返回到上一步，或者按  BACK 关闭菜单。

## 18.3


### 流光溢彩设置




有关详细信息，请在帮助中选择关键字，然后查找流光溢彩，设置。

# 精品选择

## 19.1

### 关于精品选择

使用  精品选择，您的电视会推荐...



-  电视现有应用程序中的现有电视节目
-  随选视频中的最新租赁视频
-  TV on Demand 中的在线电视服务（点播电视）

要享受精品选择，请将电视连接到互联网。确保您同意使用条款。精品选择信息和服务在选定国家/地区提供。

使用条款

要允许电视向您推荐，必须同意使用条款。要获得基于您观看习惯的个性化推荐，请确保勾选为您提供个性化观看建议框。


打开使用条款...

- 1 - 按  TOP PICKS。
- 2 - 使用导航键选择右上角的 ，再选择使用条款，然后按 OK。

## 19.2

### 电视现有应用程序

#### 关于电视现有应用程序

电视会通过  电视现有应用程序推荐目前最受欢迎的节目。



推荐的节目选自已安装的频道。针对您所在国家/地区的频道进行选择。同时，您还可以让电视现有应用程序根据您经常观看的节目提供一些个性化推荐。

要获取电视现有应用程序信息...

- 您所在国家/地区必须提供电视现有应用程序信息。
- 电视必须安装频道。
- 必须将电视连接至互联网。
- 必须将电视时钟设置为自动或因国家/地区而异。
- 您必须接受使用条款（如已连接互联网，则可能已接受）。

#### 使用电视现有应用程序


要打开电视现有应用程序...

- 1 - 按  TOP PICKS 打开“精品选择”菜单。
- 2 - 在屏幕顶部选择  电视现有应用程序，然后按 OK。
- 3 - 选择更多可打开电视指南。

打开电视现有应用程序后，电视可能需要几秒钟来刷新页面信息。


## TV on Demand

### 关于 TV on Demand

您可以使用  TV on Demand




观看错过的电视节目或随时在最适合时观看您喜爱的节目。此服务也叫做“点播电视”、“回放电视”或“在线电视”。TV on Demand 上提供的节目可免费观看。

您可以让 TV on Demand 根据电视安装方式或您经常观看的节目提供一些个性化的节目推荐。

仅当 TV on Demand 可用时，屏幕顶部才会显示  图标。

### 使用 TV on Demand

要打开 TV on Demand...

- 1 - 按  TOP PICKS 打开“精品选择”菜单。
- 2 - 在屏幕顶部选择  TV on Demand，然后按 OK。
- 3 - 选择所有广播商，然后按 OK。
- 4 - 如果多个广播商可用，您可以从中选择特定广播商。
- 4 - 按  BACK 关闭。


打开 TV on Demand 后，电视可能需要几秒钟来刷新页面信息。

节目开始后，可以使用 （播放）和 （暂停）键。


## 19.4

### 随选视频

#### 关于随选视频

通过  随选视频，您可以从在线租赁视频商店租电影。

您可以让“随选视频”根据您所在国家/地区、电视安装方式和经常观看的节目提供一些个性化电影推荐。

仅当随选视频可用时，屏幕顶部才会显示  图标。

付款

租赁或购买电影时，您可以使用信用卡安全支付给视频商店。大多数视频商店都要求您在首次租赁电影时创建登录帐户。




互联网流量

传输大量视频可能会超出您的每月互联网流量限制。

---

## 使用随选视频

要打开随选视频...

- 1 - 按  TOP PICKS 打开“精品选择”菜单。
- 2 - 在屏幕顶部选择  随选视频，然后按 OK。
- 3 - 根据喜好选择所有商店、推荐或热门。
- 4 - 按  BACK 关闭。



打开随选视频后，电视可能需要几秒钟来刷新页面信息。

如果多个视频商店可用，您可以从中选择特定商店。

要租赁电影...

- 1
- 

导航至电影海报的突出显示部分。有限信息将在几秒钟后显示。

- 2 - 按 OK 打开视频商店的电影页，以查看电影剧情简介。
- 3 - 确认订单。
- 4 - 在电视上付款。
- 5 - 开始观看。您可以使用  (播放) 和  (暂停) 键。



# Netflix

如果有 Netflix 会员订阅，那就可以在此电视上观看 Netflix。必须将电视连接至互联网。在您所在的区域，可能等以后软件更新之后，才可以使用 Netflix。

要打开 Netflix，请按 **NETFLIX** 打开 Netflix 应用程序。可以从待机模式下的电视立即打开 Netflix。

[www.netflix.com](http://www.netflix.com)



# Multi View

## 21.1

### 文本和电视

您可以在观看文本的同时在 Multi View 小屏幕中观看电视频道。

要在观看文本的同时观看电视频道...

- 1 - 按  Multi View\* 或按  打开电视菜单。
- 2 - 选择 Multi View，然后按 OK。
- 3 - 选择 Multi View：在屏幕上打开

。您正在观看的频道将出现在小屏幕中。

要隐藏小屏幕，请选择 Multi View：在屏幕上关闭。



\* 如果遥控器上有  Multi View 键

## 21.2

### HDMI 和电视

当您在连接的 HDMI 设备上观看视频的同时，您可以在 Multi View 的小屏幕上观看电视频道。

在连接的 HDMI 设备\*上观看视频的同时观看电视频道...

- 1 - 按  Multi View\* 或按  打开电视菜单。
- 2 - 选择 Multi View，然后按 OK。
- 3 - 选择 Multi View：在屏幕上打开

。您正在观看的频道将出现在小屏幕中。

要隐藏小屏幕，请选择 Multi View：在屏幕上关闭。

注意：您只能在 Multi View

模式下观看电视频道，且电视频道音频将被静音。



\* 如果遥控器上有  Multi View 键

## 21.3



### 网络电视和电视

您可以在观看应用画廊中的网络电视应用的同时在 Multi View 小屏幕中观看电视频道。

在观看应用画廊\*中的网络电视应用的同时观看电视频道...


- 1 - 按  Multi View\* 或按  打开电视菜单。
- 2 - 选择 Multi View，然后按 OK。
- 3 - 选择 Multi View：在屏幕上打开

。您正在观看的频道将出现在小屏幕中。

4 - 按  + 或  - 切换小屏幕中的频道

要隐藏小屏幕，请选择 Multi View：在屏幕上关闭。



注意：并非所有的网络电视应用都支持电视频道 Multi View。如果应用不支持 Multi View，电视会显示消息：不支持 Multi View。

\* 如果遥控器上有  Multi View 键

## 21.4


### 网络电视和 HDMI

当您在连接的 HDMI 设备上观看视频的同时，您可以在 Multi View 的小屏幕上，通过“应用程序库”中的“网络电视”应用程序观看网络电视。

- 1 - 按  Multi View\* 或按  打开电视菜单。
- 2 - 选择 Multi View，然后按 OK。
- 3 - 选择 Multi View：在屏幕上打开。

要隐藏小屏幕，请选择 Multi View：在屏幕上关闭。

注意：并非所有的网络电视应用都支持电视频道 Multi View。如果应用不支持 Multi View，电视会显示消息：不支持 Multi View。

\* 如果遥控器上有  Multi View 键

# 软件

## 22.1


### 更新软件

#### 通过互联网更新


如果电视已连接互联网，则可能会收到更新电视软件的消息。您需要高速（宽带）互联网连接。如果收到该消息，建议您执行更新。

屏幕上显示消息时，选择更新，然后按照屏幕上的说明操作。

您还可以自己查找软件更新。

软件更新期间，没有图像显示，电视将关闭，然后重新打开。这种情况可能发生多次。更新可能需要几分钟时间。等到电视图像重新出现。软件更新期间，不要按电视或遥控器上的电源开关 。

要自行查找软件更新...

- 1 - 按 ，再选择所有设置，然后按 OK。
- 2 - 选择更新软件 > 搜索更新。
- 3 - 选择互联网。
- 4 - 电视将在互联网上查找更新。
- 5 - 如果有更新，可以立即更新软件。

6

-

 键。


7 - 更新完成后，电视将恢复到您前面正观看的频道。

#### 通过 USB 更新

可能有必要更新电视软件。

您需要带有高速互联网连接的电脑和将软件上传至电视的 USB 闪存盘。请使用具有至少 500MB 可用空间的 USB 闪存盘。确保关闭写保护。

要更新电视软件...

- 1 - 按 ，再选择所有设置，然后按 OK。
- 2 - 选择更新软件 > 搜索更新。
- 3 - 选择 USB > 本地更新，然后按 OK。

识别电视

- 1 - 将 USB 闪存盘插入电视的任一 USB 接口。
- 2 - 选择开始，然后按 OK。标识文件将写入 USB 闪存盘。

下载软件


- 1 - 将 USB 闪存盘插入电脑。
- 2 - 在 USB 闪存盘上，找到 update.htm 文件并双击。
- 3 - 单击发送电视机识别。
- 4 - 如果有新软件可用，则下载 .zip 文件。
- 5 - 下载后，解压文件并将 autorun.upg 文件复制至 USB 闪存盘。请勿将该文件放到文件夹中。

#### 更新电视软件

1 - 将 USB 闪存盘再次插入电视。更新将自动开始。

2

-

 键。不要拔出 USB 闪存盘。

3 - 更新完成后，电视将恢复到您前面正观看的频道。



如果更新时发生了断电，请勿从电视中移除 USB 闪存盘。恢复供电后，更新会继续进行。

要避免电视软件意外更新，请删除 USB 闪存盘上的 autorun.upg 文件。

## 22.2

### 软件版本



要查看当前电视软件版本...

- 1 - 按 ，再选择所有设置，然后按 OK。
- 2 - 选择更新软件 > 当前软件信息，然后按 OK。
- 3 - 版本、发行说明和创建日期随即显示。如果有 Netflix ESN 号码，则还会显示该号码。
- 4 - 如有必要，反复按 （向左键）关闭菜单。

## 22.3

### 自动软件更新

打开“自动软件更新”可自动更新电视软件。电视闲置时请待机。

- 1 - 按 ，再选择所有设置，然后按 OK。
- 2 - 选择更新软件 > 自动软件更新，然后按 开启/关闭。
- 3 - 如有必要，反复按 （向左键）关闭菜单。

## 22.4

### 开源软件

本电视包含开源软件。TP Vision Europe B.V. 特此承诺，根据用户的要求并提供相应的许可，我们将向其提供本产品中使用的受版权保护的开源软件包的对应完整源代码副本。

本承诺自任何人购买本产品并收到此信息后三年内有效。要获得源代码，请用英文写信发送至.....

open.source@tpvision.com

## 开源许可证

### 关于开源许可证

受开源许可证约束的 TP Vision Europe B.V.  
电视软件部分源代码的自述文件。

本文档介绍了 TP Vision Netherlands B.V.  
电视中使用的源代码的分发情况，其分发受 GNU  
通用公共许可证 (GPL)、GNU 宽通用公共许可证 (LGPL)  
或其他任何开源许可证的约束。可在使用说明中找到有关  
如何获得此软件副本的说明。

TP Vision Netherlands B.V. 不提供任何明示或暗示的保证  
，包括所有涉及此软件的适销性或特殊用途适用性的保证  
。TP Vision Netherlands B.V.  
不为此软件提供支持。上文不影响您对所购买的任何 TP  
Vision Netherlands B.V. 产品享有的保证和法定权益。上  
文仅适用于您可以使用的源代码。

## Open Source

### Android (7.1.1)

This tv contains the Android Nougat Software. Android is  
a Linux-based operating system designed primarily for  
touchscreen mobile devices such as smartphones and  
tablet computers. This software will also be reused in  
TPVision Android based TV's. The original download site  
for this software is : <https://android.googlesource.com/>.  
This piece of software is made available under the terms  
and conditions of the Apache license version 2, which  
can be found below. Android APACHE License Version 2  
( <http://source.android.com/source/licenses.html> ). This  
includes all external sources used by official Android  
AOSP.

### linux kernel (3.10.79)

This tv contains the Linux Kernel. The original download  
site for this software is : <http://www.kernel.org/> . This  
piece of software is made available under the terms and  
conditions of the GPL v2 license, which can be found  
below. Additionally, following exception applies: "NOTE!  
This copyright does \*not\* cover user programs that use  
kernel services by normal system calls - this is merely  
considered normal use of the kernel, and does \*not\* fall  
under the heading of "derived work". Also note that the  
GPL below is copyrighted by the Free Software  
Foundation, but the instance of code that it refers to (the  
linux kernel) is copyrighted by me and others who  
actually wrote it. Also note that the only valid version of  
the GPL as far as the kernel is concerned is \_this\_  
particular version of the license (ie v2, not v2.2 or v3.x or  
whatever), unless explicitly otherwise stated. Linus  
Torvalds"

### libcurl (7.50.1)

libcurl is a free and easy-to-use client-side URL transfer  
library, supporting DICT, FILE, FTP, FTPS, Gopher,  
HTTP, HTTPS, IMAP, IMAPS, LDAP, LDAPS, POP3,  
POP3S, RTMP, RTSP, SCP, SFTP, SMTP, SMTPS,  
Telnet and TFTP. libcurl supports SSL certificates, HTTP  
POST, HTTP PUT, FTP uploading, HTTP form based  
upload, proxies, cookies, user+password authentication  
(Basic, Digest, NTLM, Negotiate, Kerberos), file transfer  
resume, http proxy tunneling and more! The original  
download site for this software is :

<http://curl.haxx.se/libcurl/> COPYRIGHT AND  
PERMISSION NOTICE Copyright (c) 1996 - 2010, Daniel  
Stenberg, [daniel@haxx.se](mailto:daniel@haxx.se). All rights reserved.

Permission to use, copy, modify, and distribute this  
software for any purpose with or without fee is hereby  
granted, provided that the above copyright notice and this  
permission notice appear in all copies. THE SOFTWARE  
IS PROVIDED "AS IS", WITHOUT WARRANTY OF ANY  
KIND, EXPRESS OR IMPLIED, INCLUDING BUT NOT  
LIMITED TO THE WARRANTIES OF  
MERCHANTABILITY, FITNESS FOR A PARTICULAR  
PURPOSE AND NONINFRINGEMENT OF THIRD  
PARTY RIGHTS. IN NO EVENT SHALL THE AUTHORS  
OR COPYRIGHT HOLDERS BE LIABLE FOR ANY  
CLAIM, DAMAGES OR OTHER LIABILITY, WHETHER  
IN AN ACTION OF CONTRACT, TORT  
OR OTHERWISE, ARISING FROM, OUT OF OR IN  
CONNECTION WITH THE SOFTWARE OR THE  
USE OR OTHER DEALINGS IN THE SOFTWARE.  
Except as contained in this notice, the name of a  
copyright holder shall not be used in advertising or  
otherwise to promote the sale, use or other dealings in  
this Software without prior written authorization of the  
copyright holder.

### libfreetypeex (2.4.2)

FreeType is a software development library, available in  
source and binary forms, used to render text on to  
bitmaps and provides support for other font-related  
operations. The original download site for this software is  
: <https://github.com/julienr/libfreetype-android> Freetype  
License

### libjpegex (8a)

This package contains C software to implement JPEG  
image encoding, decoding, and transcoding. This  
software is based in part on the work of the Independent  
JPEG Group.-----The authors make NO  
WARRANTY or representation, either express or implied,  
with respect to this software, its quality, accuracy,  
merchantability, or fitness for a particular purpose. This  
software is provided "AS IS", and you, its user, assume  
the entire risk as to its quality and accuracy. This  
software is copyright (C) 1991-1998, Thomas G. Lane. All  
Rights Reserved except as specified below. Permission  
is hereby granted to use, copy, modify, and distribute this

software (or portions thereof) for any purpose, without fee, subject to these conditions:(1) If any part of the source code for this software is distributed, then this README file must be included, with this copyright and no-warranty notice unaltered; and any additions, deletions, or changes to the original files must be clearly indicated in accompanying documentation.(2) If only executable code is distributed, then the accompanying documentation must state that "this software is based in part on the work of the Independent JPEG Group".(3) Permission for use of this software is granted only if the user accepts full responsibility for any undesirable consequences; the authors accept NO LIABILITY for damages of any kind. These conditions apply to any software derived from or based on the IJG code, not just to the unmodified library. If you use our work, you ought to acknowledge us. Permission is NOT granted for the use of any IJG author's name or company name in advertising or publicity relating to this software or products derived from it. This software may be referred to only as "the Independent JPEG Group's software". We specifically permit and encourage the use of this software as the basis of commercial products, provided that all warranty or liability claims are assumed by the product vendor.

#### libpngex (1.4.1)

libpng is the official Portable Network Graphics (PNG) reference library (originally called pnglib). It is a platform-independent library that contains C functions for handling PNG images. It supports almost all of PNG's features, is extensible. The original download site for this software is : <https://github.com/julienr/libpng-android>libpng license

#### dvbsnoop (1.2)

dvbsnoop is a DVB / MPEG stream analyzer program. For generating CRC32 values required for composing PAT, PMT, EIT sections The original download site for this software is : <https://github.com/a4tunado/dvbsnoop/blob/master/src/misc/crc32.c>GPL v2  
<http://dvbsnoop.sourceforge.net/dvbsnoop.html>

#### gSoap (2.7.15)

The gSOAP toolkit is an open source C and C++ software development toolkit for SOAP/XML Web services and generic (non-SOAP) C/C++ XML data bindings. Part of the software embedded in this product is gSOAP software. Portions created by gSOAP are Copyright 2001-2009 Robert A. van Engelen, Genivia inc. All Rights Reserved. THE SOFTWARE IN THIS PRODUCT WAS IN PART PROVIDED BY GENIVIA INC AND ANY EXPRESS OR IMPLIED WARRANTIES, INCLUDING, BUT NOT LIMITED TO, THE IMPLIED WARRANTIES OF MERCHANTABILITY AND FITNESS FOR A PARTICULAR PURPOSE ARE DISCLAIMED. IN NO EVENT SHALL THE AUTHOR BE LIABLE FOR ANY

DIRECT, INDIRECT, INCIDENTAL, SPECIAL, EXEMPLARY, OR CONSEQUENTIAL DAMAGES (INCLUDING, BUT NOT LIMITED TO, PROCUREMENT OF SUBSTITUTE GOODS OR SERVICES; LOSS OF USE, DATA, OR PROFITS; OR BUSINESS INTERRUPTION) HOWEVER CAUSED AND ON ANY THEORY OF LIABILITY, WHETHER IN CONTRACT, STRICT LIABILITY, OR TORT (INCLUDING NEGLIGENCE OR OTHERWISE) ARISING IN ANY WAY OUT OF THE USE OF THIS SOFTWARE, EVEN IF ADVISED OF THE POSSIBILITY OF SUCH DAMAGE.

#### restlet (2.3.0)

Restlet is a lightweight, comprehensive, open source REST framework for the Java platform. Restlet is suitable for both server and client Web applications. It supports major Internet transport, data format, and service description standards like HTTP and HTTPS, SMTP, XML, JSON, Atom, and WADL. The original download site for this software is : <http://restlet.org> This piece of software is made available under the terms and conditions of the Apache License version 2.

#### FaceBook SDK (3.0.1)

This TV contains Facebook SDK. The Facebook SDK for Android is the easiest way to integrate your Android app with Facebook's platform. The SDK provides support for Login with Facebook authentication, reading and writing to Facebook APIs and support for UI elements such as pickers and dialogs. The original download site for this software is :

<https://developer.facebook.com/docs/android> This piece of software is made available under the terms and conditions of the Apache License version 2.

#### ffmpeg (2.1.3)

This TV uses FFmpeg. FFmpeg is a complete, cross-platform solution to record, convert and stream audio and video. The original download site for this software is : <http://ffmpeg.org> This piece of software is made available under the terms and conditions of the GPL v2 license, which can be found below.

#### gson (2.3)

This TV uses gson. Gson is a Java library that can be used to convert Java Objects into their JSON representation. It can also be used to convert a JSON string to an equivalent Java object. Gson can work with arbitrary Java objects including pre-existing objects that you do not have source-code of. The original download site for this software is : <https://code.google.com/p/google-gson/> . This piece of software is made available under the terms and conditions of the Apache License 2.0

This software includes an implementation of the AES Cipher, licensed by Brian Gladman. The original download site for this software is : <http://www.gladman.me.uk/> This piece of software is licensed by Brian Gladman.

#### libUpNp (1.2.1)

The original download site for this software is : <http://upnp.sourceforge.net/> This piece of software is made available under the terms and conditions of the BSD.

#### live555 (0.82)

Live555 provides RTP/RTCP/RTSP client. The original download site for this software is : <http://www.live555.com> This piece of software is made available under the terms and conditions of the LGPL v2.1 license, which can be found below.

#### dnsmasq

Dnsmasq is a lightweight, easy to configure DNS forwarder and DHCP server. The original download site for this software is : <https://android.googlesource.com/platform/external/dnsmasq> This piece of software is made available under the terms and conditions of the GPL v2 license, which can be found below.

#### TomCrypt (1.1)

iwedia stack is using tomcrypt for sw decryption. The original download site for this software is : <http://manpages.ubuntu.com/manpages/saucy/man3/libtomcrypt.3.html> This piece of software is made available under the terms and conditions of the DO WHAT THE FUCK YOU WANT TO PUBLIC LICENSE.

#### u-boot (2011-12)

U-boot is a boot loader for embedded boards based on ARM, MIPS and other processors, which can be installed in a boot ROM and used to initialize and test the hardware or to download and run application code. This piece of software is made available under the terms and conditions of the GPL v2 license, which can be found below.

#### AsyncHttpClient (1.4.9)

The original download site for this software is : <http://loopj.com/android-async-http/> This piece of software is made available under the terms and conditions of the APACHE LICENSE 2.0

#### httpClient-4.4.1.1 (4.4.1.1)

This is needed to import cz.msebera.android.httpClient used by AsyncHttpClient The original download site for this software is : <http://mvnrepository.com/artifact/cz.msebera.android/httpclient/4.4.1.1> This piece of software is made available under the terms and conditions of the APACHE LICENSE 2.0

#### Jackson Parser (2.x)

lpepg client uses Jackson Parser for string manipulation. The original download site for this software is : <https://github.com/FasterXML/jackson-core> This piece of software is made available under the terms and conditions of the APACHE LICENSE 2.0

#### audio a2dp (2.x)

Bluetooth stack. The original download site for this software is : <https://android.googlesource.com/platform/system/bt> This piece of software is made available under the terms and conditions of the APACHE LICENSE 2.0

#### libexif (0.6.21)

Exif JPEG header manipulation tool. The original download site for this software is : <http://libexif.sourceforge.net/> This piece of software is made available under the terms and conditions of the APACHE LICENSE 2.0

#### libexpat (2.1.0)

Expat XML Parser. The original download site for this software is : <http://www.libexpat.org/Expat> is free software. You may copy, distribute, and modify it under the terms of the License contained in the file COPYING distributed with this package. This license is the same as the MIT/X Consortium license.

#### libFFTEm ( )

neven face recognition library. The original download site for this software is : No info. This piece of software is made available under the terms and conditions of the APACHE LICENSE 2.0

#### libcui18n (49.1.1)

International Components for unicode. The original download site for this software is : <http://icu-project.org> This piece of software is made available under the terms and conditions of the BSD.



### libiprouteutil (3.4.0)

iproute2 TCP/IP networking and traffic control. The original download site for this software is : <http://www.linuxfoundation.org/> This piece of software is made available under the terms and conditions of the GPL v2. which can be found below

### libjpeg (3.4.0)

libjpeg-turbo is a JPEG image codec that uses SIMD instructions (MMX, SSE2, NEON) to accelerate baseline JPEG compression and decompression on x86, x86-64, and ARM systems. The original download site for this software is : <http://www.ijg.org/libjpeg-turbo> is covered by three compatible BSD-style open source licenses. Refer to LICENSE.txt for a roll-up of license terms.

### libmtp (1.0.1)

libmtp The original download site for this software is : <http://libmtp.sourceforge.net/> . This piece of software is made available under the terms and conditions of the LGPL V2.

### libmdnsd (320.10.80)

MDNS Responder. The mDNSResponder project is a component of Bonjour, 5Apple's ease-of-use IP networking initiative. The original download site for this software is : <http://www.opensource.apple.com/tarballs/mDNSResponder/> This piece of software is made available under the terms and conditions of the Apache license version 2

### libnfc\_ndef ( )

The original download site for this software is : No info. This piece of software is made available under the terms and conditions of the Apache license version 2

### libskia ( )

skia 2D graphics library Skia is a complete 2D graphic library for drawing Text, Geometries, and Images. The original download site for this software is : <http://code.google.com/p/skia/> This piece of software is made available under the terms and conditions of the BSD.

### libsonivox ( )

The original download site for this software is : No info. This piece of software is made available under the terms and conditions of the Android APACHE License Version 2.

### libsqlite (3.9.2)

SQLite database. The original download site for this software is : <http://www.sqlite.org> This piece of software is made available under the terms and conditions of the Android APACHE License Version 2.

### libttspec ( )

The original download site for this software is : No info. This piece of software is made available under the terms and conditions of the Android APACHE License Version 2.

### libtinyalsa ( )

tinyalsa: a small library to interface with ALSA in the Linux kernel. The original download site for this software is : No info. This piece of software is made available under the terms and conditions of the BSD.

### wpa\_supplicant (0.8)

Library used by legacy HAL to talk to wpa\_supplicant daemon. The original download site for this software is : <http://hostap.epitest.fi/> This piece of software is made available under the terms and conditions of the GPLv2.

### libz (1.2.8)

zlib compression library. The original download site for this software is : <http://zlib.net> This piece of software is made available under the terms and conditions of the BSD.

### iptables (1.4.20)

iptables is a user space application program that allows a system administrator to configure the tables provided by the Linux kernel firewall (implemented as different Netfilter modules) and the chains and rules it stores. Different kernel modules and programs are currently used for different protocols; iptables applies to IPv4The original download site for this software is : <https://android.googlesource.com/> This piece of software is made available under the terms and conditions of the GPLv2.

### toolbox (1.2.8)

The 'toolbox' command in Android is a multi-function program. It encapsulates the functionality of many common Linux commands (and some special Android ones) into a single binary. This makes it more compact than having all those other commands installed individually. The original download site for this software is : <https://android.googlesource.com/> This piece of

software is made available under the terms and conditions of the Android APACHE License Version 2.

libssl (7b8b9c17db93ea5287575b437c77fb36eeb81b31)

BoringSSL The original download site for this software is : <https://boringssl.googlesource.com/boringssl/> This piece of software is made available under the terms and conditions of the BSD.

libOpenMAXAL  
(7b8b9c17db93ea5287575b437c77fb36eeb81b31)

OpenMAX AL is an application-level multimedia playback and recording API for mobile embedded devicesThe original download site for this software is : <https://www.khronos.org/openmax/> License free

libOpenSLES (1.0)

Khronos OpenSL Sound API spec. The original download site for this software is : <https://www.khronos.org/opensles/> License free

libEGL libGLSv1\_CM (3.1)

Khronos OpenGL Graphics API spec. The original download site for this software is : <https://www.opengl.org/> License free

libffmpeg\_av (2.1)

FFmpeg media player. The original download site for this software is : <https://ffmpeg.org/> This piece of software is licensed under LGPL v2.1

libcurlmheg (7.21.6)

curl for MHEG. The original download site for this software is : <https://ffmpeg.org/> Curl and libcurl are licensed under a MIT/X derivate license. Please look at <https://curl.haxx.se/docs/copyright.html>

boringssl  
(af0e32cb84f0c9cc65b9233a3414d2562642b342)

ssl for MHEG, Taken from android M. The original download site for this software is : <https://boringssl.googlesource.com/boringssl/> Licensed under BSD, please find in /android/n-base/external/boringssl/NOTICE

libpng (1.6.22beta)

libpng is the official Portable Network Graphics (PNG) reference library (originally called pnglib). It is a platform-independent library that contains C functions for handling

PNG images. It supports almost all of PNG's features, is extensible. The original download site for this software is : <https://github.com/julienr/libpng-android> This code is released under the libpng license.

Hue SDK (1.8.1)

TV ambihue app uses Philips SDK to find the hue bridge name. The original download site for this software is : <https://developers.meethue.com/documentation/java-multi-platform-and-android-sdk>

Opera Web Browser (SDK 4.8.0)

This TV contains Opera Browser Software.

Third-party licenses

WebKit

name License

WebKit URL: <http://webkit.org/>

(WebKit doesn't distribute an explicit license. This LICENSE is derived from license text in the source.)

Copyright (c) 1997, 1998, 1999, 2000, 2001, 2002, 2003, 2004, 2005, 2006, 2007 Alexander Kellett, Alexey Proskuryakov, Alex Mathews, Allan Sandfeld Jensen, Alp Toker, Anders Carlsson, Andrew Wellington, Antti Koivisto, Apple Inc., Arthur Langereis, Baron Schwartz, Bjoern Graf, Brent Fulgham, Cameron Zwarich, Charles Samuels, Christian Dywan, Collabora Ltd., Cyrus Patel, Daniel Molkentin, Dave MacLachlan, David Smith, Dawit Alemayehu, Dirk Mueller, Dirk Schulze, Don Gibson, Enrico Ros, Eric Seidel, Frederik Holljen, Frerich Raabe, Friedmann Kleint, George Staikos, Google Inc., Graham Dennis, Harri Porten, Henry Mason, Hiroyuki Ikezoe, Holger Hans Peter Freyther, IBM, James G. Speth, Jan Alonzo, Jean-Loup Gailly, John Reis, Jonas Witt, Jon Shier, Jonas Witt, Julien Chaffraix, Justin Haygood, Kevin Ollivier, Kevin Watters, Kimmo Kinnunen, Kouhei Sutou, Krzysztof Kowalczyk, Lars Knoll, Luca Bruno, Maks Orlovich, Malte Starostik, Mark Adler, Martin Jones, Marvin Decker, Matt Lilek, Michael Emmel, Mitz Pettel, mozilla.org, Netscape Communications Corporation, Nicholas Shanks, Nikolas Zimmermann, Nokia, Oliver Hunt, Opened Hand, Paul Johnston, Peter Kelly, Pioneer Research Center USA, Rich Moore, Rob Buis, Robin Dunn, Ronald Tschalär, Samuel Weinig, Simon Hausmann, Staikos Computing Services Inc., Stefan Schimanski, Symantec Corporation, The Dojo Foundation, The Karbon Developers, Thomas Boyer, Tim Copperfield, Tobias Anton, Torben Weis, Trolltech, University of Cambridge, Vaclav Slavik, Waldo Bastian, Xan Lopez, Zack Rusin

The terms and conditions vary from file to file, but are



one of:

Redistribution and use in source and binary forms, with or without modification, are permitted provided that the following conditions are met:

\*OR\*

Redistribution and use in source and binary forms, with or without modification, are permitted provided that the following conditions are met:

THIS SOFTWARE IS PROVIDED BY APPLE COMPUTER, INC. ``AS IS" AND ANY EXPRESS OR IMPLIED WARRANTIES, INCLUDING, BUT NOT LIMITED TO, THE IMPLIED WARRANTIES OF MERCHANTABILITY AND FITNESS FOR A PARTICULAR PURPOSE ARE DISCLAIMED. IN NO EVENT SHALL APPLE COMPUTER, INC. OR CONTRIBUTORS BE LIABLE FOR ANY DIRECT, INDIRECT, INCIDENTAL, SPECIAL, EXEMPLARY, OR CONSEQUENTIAL DAMAGES (INCLUDING, BUT NOT LIMITED TO, PROCUREMENT OF SUBSTITUTE GOODS OR SERVICES; LOSS OF USE, DATA, OR PROFITS; OR BUSINESS INTERRUPTION) HOWEVER CAUSED AND ON ANY THEORY OF LIABILITY, WHETHER IN CONTRACT, STRICT LIABILITY, OR TORT (INCLUDING NEGLIGENCE OR OTHERWISE) ARISING IN ANY WAY OUT OF THE USE OF THIS SOFTWARE, EVEN IF ADVISED OF THE POSSIBILITY OF SUCH DAMAGE.

## GNU LIBRARY GENERAL PUBLIC LICENSE

Version 2, June 1991

Copyright (C) 1991 Free Software Foundation, Inc.

51 Franklin Street, Fifth Floor, Boston, MA 02110-1301 USA

Everyone is permitted to copy and distribute verbatim copies of this license document, but changing it is not allowed.

### Preamble

The licenses for most software are designed to take away your freedom to share and change it. By contrast, the GNU General Public Licenses are intended to guarantee your freedom to share and change free software--to make sure the software is free for all its users.

This license, the Library General Public License, applies to some specially designated Free Software Foundation software, and to any other libraries whose authors decide to use it. You can use it for your libraries, too.

When we speak of free software, we are referring to freedom, not price. Our General Public Licenses are designed to make sure that you have the freedom to distribute copies of free software (and charge for this service if you wish), that you receive source code or can get it if you want it, that you can change the software or

use pieces of it in new free programs; and that you know you can do these things.

To protect your rights, we need to make restrictions that forbid anyone to deny you these rights or to ask you to surrender the rights. These restrictions translate to certain responsibilities for you if you distribute copies of the library, or if you modify it.

For example, if you distribute copies of the library, whether gratis or for a fee, you must give the recipients all the rights that we gave you. You must make sure that they, too, receive or can get the source code. If you link a program with the library, you must provide complete object files to the recipients so that they can relink them with the library, after making changes to the library and recompiling it. And you must show them these terms so they know their rights.

Our method of protecting your rights has two steps: (1) copyright the library, and (2) offer you this license which gives you legal permission to copy, distribute and/or modify the library.

Also, for each distributor's protection, we want to make certain that everyone understands that there is no warranty for this free library. If the library is modified by someone else and passed on, we want its recipients to know that what they have is not the original version, so that any problems introduced by others will not reflect on the original authors' reputations.

Finally, any free program is threatened constantly by software patents. We wish to avoid the danger that companies distributing free software will individually obtain patent licenses, thus in effect transforming the program into proprietary software. To prevent this, we have made it clear that any patent must be licensed for everyone's free use or not licensed at all.

Most GNU software, including some libraries, is covered by the ordinary GNU General Public License, which was designed for utility programs. This license, the GNU Library General Public License, applies to certain designated libraries. This license is quite different from the ordinary one; be sure to read it in full, and don't assume that anything in it is the same as in the ordinary license.

The reason we have a separate public license for some libraries is that they blur the distinction we usually make between modifying or adding to a program and simply using it. Linking a program with a library, without changing the library, is in some sense simply using the library, and is analogous to running a utility program or application program. However, in a textual and legal sense, the linked executable is a combined work, a derivative of the original library, and the ordinary General Public License treats it as such.

Because of this blurred distinction, using the ordinary General Public License for libraries did not effectively promote software sharing, because most developers did not use the libraries. We concluded that weaker

conditions might promote sharing better.

However, unrestricted linking of non-free programs would deprive the users of those programs of all benefit from the free status of the libraries themselves. This Library General Public License is intended to permit developers of non-free programs to use free libraries, while preserving your freedom as a user of such programs to change the free libraries that are incorporated in them. (We have not seen how to achieve this as regards changes in header files, but we have achieved it as regards changes in the actual functions of the Library.) The hope is that this will lead to faster development of free libraries.

The precise terms and conditions for copying, distribution and modification follow. Pay close attention to the difference between a "work based on the library" and a "work that uses the library". The former contains code derived from the library, while the latter only works together with the library.

Note that it is possible for a library to be covered by the ordinary General Public License rather than by this special one.

## GNU LIBRARY GENERAL PUBLIC LICENSE

### TERMS AND CONDITIONS FOR COPYING, DISTRIBUTION AND MODIFICATION

0. This License Agreement applies to any software library which contains a notice placed by the copyright holder or other authorized party saying it may be distributed under the terms of this Library General Public License (also called "this License"). Each licensee is addressed as "you".

A "library" means a collection of software functions and/or data prepared so as to be conveniently linked with application programs (which use some of those functions and data) to form executables.

The "Library", below, refers to any such software library or work which has been distributed under these terms. A "work based on the Library" means either the Library or any derivative work under copyright law: that is to say, a work containing the Library or a portion of it, either verbatim or with modifications and/or translated straightforwardly into another language. (Hereinafter, translation is included without limitation in the term "modification".)

"Source code" for a work means the preferred form of the work for making modifications to it. For a library, complete source code means all the source code for all modules it contains, plus any associate interface definition files, plus the scripts used to control compilation and installation of the library.

Activities other than copying, distribution and modification are not covered by this License; they are outside its

scope. The act of running a program using the Library is not restricted, and output from such a program is covered only if its contents constitute a work based on the Library (independent of the use of the Library in a tool for writing it). Whether that is true depends on what the Library does and what the program that uses the Library does.

1. You may copy and distribute verbatim copies of the Library's complete source code as you receive it, in any medium, provided that you conspicuously and appropriately publish on each copy an appropriate copyright notice and disclaimer of warranty; keep intact all the notices that refer to this License and to the absence of any warranty; and distribute a copy of this License along with the

You may charge a fee for the physical act of transferring a copy, and you may at your option offer warranty protection in exchange for a

2. You may modify your copy or copies of the Library or any portion of it, thus forming a work based on the Library, and copy and distribute such modifications or work under the terms of Section 1 above, provided that you also meet all of these conditions:

a) The modified work must itself be a software library.

b) You must cause the files modified to carry prominent notices stating that you changed the files and the date of any change.

c) You must cause the whole of the work to be licensed at no charge to all third parties under the terms of this License.

d) If a facility in the modified Library refers to a function or a table of data to be supplied by an application program that uses the facility, other than as an argument passed when the facility is invoked, then you must make a good faith effort to ensure that, in the event an application does not supply such function or table, the facility still operates, and performs whatever part of its purpose remains meaningful.

(For example, a function in a library to compute square roots has a purpose that is entirely well-defined independent of the application. Therefore, Subsection 2d requires that any application-supplied function or table used by this function must be optional: if the application does not supply it, the squareroot function must still compute square roots.)

These requirements apply to the modified work as a whole. If identifiable sections of that work are not derived from the Library, and can be reasonably considered independent and separate works in themselves, then this License, and its terms, do not apply to those sections when you distribute them as separate works. But when you distribute the same sections as part of a whole which is a work based on the Library, the distribution of the whole must be on the terms of this License, whose permissions for other licensees extend to the entire

whole, and thus to each and every part regardless of who wrote. Thus, it is not the intent of this section to claim rights or contest your rights to work written entirely by you; rather, the intent is to exercise the right to control the distribution of derivative or collective works based on the Library.

In addition, mere aggregation of another work not based on the Library with the Library (or with a work based on the Library) on a volume of a storage or distribution medium does not bring the other work under the scope of this License.

3. You may opt to apply the terms of the ordinary GNU General Public License instead of this License to a given copy of the Library. To do this, you must alter all the notices that refer to this License, so that they refer to the ordinary GNU General Public License, version 2, instead of to this License. (If a newer version than version 2 of the ordinary GNU General Public License has appeared, then you can specify that version instead if you wish.) Do not make any other change in these notices.

Once this change is made in a given copy, it is irreversible for that copy, so the ordinary GNU General Public License applies to all subsequent copies and derivative works made from that copy.

This option is useful when you wish to copy part of the code of the Library into a program that is not a library.

4. You may copy and distribute the Library (or a portion or derivative of it, under Section 2) in object code or executable form under the terms of Sections 1 and 2 above provided that you accompany it with the complete corresponding machine-readable source code, which must be distributed under the terms of Sections 1 and 2 above on a medium customarily used for software interchange.

If distribution of object code is made by offering access to copy from a designated place, then offering equivalent access to copy the source code from the same place satisfies the requirement to distribute the source code, even though third parties are not compelled to copy the source along with the object code.

5. A program that contains no derivative of any portion of the Library, but is designed to work with the Library by being compiled or linked with it, is called a "work that uses the Library". Such a work, in isolation, is not a derivative work of the Library, and therefore falls outside the scope of this License.

However, linking a "work that uses the Library" with the Library creates an executable that is a derivative of the Library (because it contains portions of the Library), rather than a "work that uses the library". The executable is therefore covered by this License.

Section 6 states terms for distribution of such executables.

When a "work that uses the Library" uses material from a

header file that is part of the Library, the object code for the work may be a derivative work of the Library even though the source code is not. Whether this is true is especially significant if the work can be linked without the Library, or if the work is itself a library. The threshold for this to be true is not precisely defined by law.

If such an object file uses only numerical parameters, data structure layouts and accessors, and small macros and small inline functions (ten lines or less in length), then the use of the object file is unrestricted, regardless of whether it is legally a derivative work. (Executables containing this object code plus portions of the Library will still fall under Section 6.)

Otherwise, if the work is a derivative of the Library, you may distribute the object code for the work under the terms of Section 6. Any executables containing that work also fall under Section 6, whether or not they are linked directly with the Library itself.

6. As an exception to the Sections above, you may also compile or link a "work that uses the Library" with the Library to produce a work containing portions of the Library, and distribute that work under terms of your choice, provided that the terms permit modification of the work for the customer's own use and reverse engineering for debugging such modifications.

You must give prominent notice with each copy of the work that the Library is used in it and that the Library and its use are covered by this License. You must supply a copy of this License. If the work during execution displays copyright notices, you must include the copyright notice for the Library among them, as well as a reference directing the user to the copy of this License. Also, you must do one of these things:

a) Accompany the work with the complete corresponding machine-readable source code for the Library including whatever changes were used in the work (which must be distributed under Sections 1 and 2 above); and, if the work is an executable linked with the Library, with the complete machine-readable "work that uses the Library", as object code and/or source code, so that the user can modify the Library and then relink to produce a modified executable containing the modified Library. (It is understood that the user who changes the contents of definitions files in the Library will not necessarily be able to recompile the application to use the modified definitions.)

b) Accompany the work with a written offer, valid for at least three years, to give the same user the materials specified in Subsection 6a, above, for a charge no more than the cost of performing this distribution.

c) If distribution of the work is made by offering access to copy from a designated place, offer equivalent access to copy the above specified materials from the same place.

d) Verify that the user has already received a copy of these materials or that you have already sent this user a

copy.

For an executable, the required form of the "work that uses the Library" must include any data and utility programs needed for reproducing the executable from it. However, as a special exception, the source code distributed need not include anything that is normally distributed (in either source or binary form) with the major components (compiler, kernel, and so on) of the operating system on which the executable runs, unless that component itself accompanies the executable.

It may happen that this requirement contradicts the license restrictions of other proprietary libraries that do not normally accompany the operating system. Such a contradiction means you cannot use both them and the Library together in an executable that you distribute.

7. You may place library facilities that are a work based on the Library side-by-side in a single library together with other library facilities not covered by this License, and distribute such a combined library, provided that the separate distribution of the work based on the Library and of the other library facilities is otherwise permitted, and provided that you do these two things:

a) Accompany the combined library with a copy of the same work based on the Library, uncombined with any other library facilities. This must be distributed under the terms of the Sections above.

b) Give prominent notice with the combined library of the fact that part of it is a work based on the Library, and explaining where to find the accompanying uncombined form of the same work.

8. You may not copy, modify, sublicense, link with, or distribute the Library except as expressly provided under this License. Any attempt otherwise to copy, modify, sublicense, link with, or distribute the Library is void, and will automatically terminate your rights under this License. However, parties who have received copies, or rights, from you under this License will not have their licenses terminated so long as such parties remain in full compliance.

9. You are not required to accept this License, since you have not signed it. However, nothing else grants you permission to modify or distribute the Library or its derivative works. These actions are prohibited by law if you do not accept this License. Therefore, by modifying or distributing the Library (or any work based on the Library), you indicate your acceptance of this License to do so, and all its terms and conditions for copying, distributing or modifying the Library or works based on it.

10. Each time you redistribute the Library (or any work based on the Library), the recipient automatically receives a license from the original licensor to copy, distribute, link with or modify the Library subject to these terms and conditions. You may not impose any further restrictions on the recipients' exercise of the rights

granted herein. You are not responsible for enforcing compliance by third parties to this License.

11. If, as a consequence of a court judgment or allegation of patent infringement or for any other reason (not limited to patent issues), conditions are imposed on you (whether by court order, agreement or otherwise) that contradict the conditions of this License, they do not excuse you from the conditions of this License. If you cannot distribute so as to satisfy simultaneously your obligations under this License and any other pertinent obligations, then as a consequence you may not distribute the Library at all. For example, if a patent license would not permit royalty-free redistribution of the Library by all those who receive copies directly or indirectly through you, then the only way you could satisfy both it and this License would be to refrain entirely from distribution of the Library.

If any portion of this section is held invalid or unenforceable under any particular circumstance, the balance of the section is intended to apply, and the section as a whole is intended to apply in other circumstances.

It is not the purpose of this section to induce you to infringe any patents or other property right claims or to contest validity of any such claims; this section has the sole purpose of protecting the integrity of the free software distribution system which is implemented by public license practices. Many people have made generous contributions to the wide range of software distributed through that system in reliance on consistent application of that system; it is up to the author/donor to decide if he or she is willing to distribute software through any other system and a licensee cannot impose that choice.

This section is intended to make thoroughly clear what is believed to be a consequence of the rest of this License.

12. If the distribution and/or use of the Library is restricted in certain countries either by patents or by copyrighted interfaces, the original copyright holder who places the Library under this License may add an explicit geographical distribution limitation excluding those countries, so that distribution is permitted only in or among countries not thus excluded. In such case, this License incorporates the limitation as if written in the body of this License.

13. The Free Software Foundation may publish revised and/or new versions of the Library General Public License from time to time. Such new versions will be similar in spirit to the present version, but may differ in detail to address new problems or concerns.

Each version is given a distinguishing version number. If the Library specifies a version number of this License which applies to it and "any later version", you have the option of following the terms and conditions either of that version or of any later version published by the Free Software Foundation. If the Library does not specify a license version number, you may choose any version

ever published by the Free Software Foundation.

14. If you wish to incorporate parts of the Library into other free programs whose distribution conditions are incompatible with these, write to the author to ask for permission. For software which is copyrighted by the Free Software Foundation, write to the Free Software Foundation; we sometimes make exceptions for this. Our decision will be guided by the two goals of preserving the free status of all derivatives of our free software and of promoting the sharing and reuse of software generally.

#### NO WARRANTY

15. BECAUSE THE LIBRARY IS LICENSED FREE OF CHARGE, THERE IS NO

WARRANTY FOR THE LIBRARY, TO THE EXTENT PERMITTED BY APPLICABLE LAW.

EXCEPT WHEN OTHERWISE STATED IN WRITING THE COPYRIGHT HOLDERS AND/OR

OTHER PARTIES PROVIDE THE LIBRARY "AS IS" WITHOUT WARRANTY OF ANY

KIND, EITHER EXPRESSED OR IMPLIED, INCLUDING, BUT NOT LIMITED TO, THE

IMPLIED WARRANTIES OF MERCHANTABILITY AND FITNESS FOR A PARTICULAR PURPOSE.

THE ENTIRE RISK AS TO THE QUALITY AND PERFORMANCE OF THE

LIBRARY IS WITH YOU. SHOULD THE LIBRARY PROVE DEFECTIVE, YOU ASSUME

THE COST OF ALL NECESSARY SERVICING, REPAIR OR CORRECTION.

16. IN NO EVENT UNLESS REQUIRED BY APPLICABLE LAW OR AGREED TO IN

WRITING WILL ANY COPYRIGHT HOLDER, OR ANY OTHER PARTY WHO MAY MODIFY

AND/OR REDISTRIBUTE THE LIBRARY AS PERMITTED ABOVE, BE LIABLE TO YOU

FOR DAMAGES, INCLUDING ANY GENERAL, SPECIAL, INCIDENTAL OR

CONSEQUENTIAL DAMAGES ARISING OUT OF THE USE OR INABILITY TO USE THE

LIBRARY (INCLUDING BUT NOT LIMITED TO LOSS OF DATA OR DATA BEING

RENDERED INACCURATE OR LOSSES SUSTAINED BY YOU OR THIRD PARTIES OR A

FAILURE OF THE LIBRARY TO OPERATE WITH ANY OTHER SOFTWARE), EVEN IF

SUCH HOLDER OR OTHER PARTY HAS BEEN ADVISED OF THE POSSIBILITY OF SUCH

END OF TERMS AND CONDITIONS

## GNU LESSER GENERAL PUBLIC LICENSE

Version 2.1, February 1999

Copyright (C) 1991, 1999 Free Software Foundation, Inc.

51 Franklin Street, Fifth Floor, Boston, MA 02110-1301 USA

Everyone is permitted to copy and distribute verbatim copies of this license document, but changing it is not allowed.

[This is the first released version of the Lesser GPL. It also counts as the successor of the GNU Library Public License, version 2, hence the version number 2.1.]

### Preamble

The licenses for most software are designed to take away your freedom to share and change it. By contrast, the GNU General Public Licenses are intended to guarantee your freedom to share and change free software--to make sure the software is free for all its users.

This license, the Lesser General Public License, applies to some specially designated software packages--typically libraries--of the Free Software Foundation and other authors who decide to use it. You can use it too, but we suggest you first think carefully about whether this license or the ordinary General Public License is the better strategy to use in any particular case, based on the explanations below.

When we speak of free software, we are referring to freedom of use, not price. Our General Public Licenses are designed to make sure that you have the freedom to distribute copies of free software (and charge for this service if you wish); that you receive source code or can get it if you want it; that you can change the software and use pieces of it in new free programs; and that you are informed that you can do these things.

To protect your rights, we need to make restrictions that forbid distributors to deny you these rights or to ask you to surrender these rights. These restrictions translate to certain responsibilities for you if you distribute copies of the library or if you modify it.

For example, if you distribute copies of the library, whether gratis or for a fee, you must give the recipients all the rights that we gave you. You must make sure that they, too, receive or can get the source code. If you link other code with the library, you must provide complete object files to the recipients, so that they can relink them with the library after making changes to the library and recompiling it. And you must show them these terms so they know their rights.

We protect your rights with a two-step method: (1) we copyright the library, and (2) we offer you this license, which gives you legal permission to copy, distribute and/or modify the library.

To protect each distributor, we want to make it very clear that there is no warranty for the free library. Also, if the library is modified by someone else and passed on, the recipients should know that what they have is not the original version, so that the original author's reputation will not be affected by problems that might be introduced by others.

Finally, software patents pose a constant threat to the existence of any free program. We wish to make sure that a company cannot effectively restrict the users of a free program by obtaining a restrictive license from a patent holder. Therefore, we insist that any patent license obtained for a version of the library must be consistent with the full freedom of use specified in this license.

Most GNU software, including some libraries, is covered by the ordinary GNU General Public License. This license, the GNU Lesser General Public License, applies to certain designated libraries, and is quite different from the ordinary General Public License. We use this license for certain libraries in order to permit linking those libraries into non-free programs.

When a program is linked with a library, whether statically or using a shared library, the combination of the two is legally speaking a combined work, a derivative of the original library. The ordinary General Public License therefore permits such linking only if the entire combination fits its criteria of freedom. The Lesser General Public License permits more lax criteria for linking other code with the library.

We call this license the "Lesser" General Public License because it does Less to protect the user's freedom than the ordinary General Public License. It also provides other free software developers Less of an advantage over competing non-free programs. These disadvantages are the reason we use the ordinary General Public License for many libraries. However, the Lesser license provides advantages in certain special circumstances.

For example, on rare occasions, there may be a special need to encourage the widest possible use of a certain library, so that it becomes a de-facto standard. To achieve this, non-free programs must be allowed to use the library. A more frequent case is that a free library does the same job as widely used non-free libraries. In this case, there is little to gain by limiting the free library to free software only, so we use the Lesser General Public License.

In other cases, permission to use a particular library in non-free programs enables a greater number of people to use a large body of free software. For example, permission to use the GNU C Library in non-free programs enables many more people to use the whole GNU operating system, as well as its variant, the GNU/Linux operating system.

Although the Lesser General Public License is Less protective of the users' freedom, it does ensure that the

user of a program that is linked with the Library has the freedom and the wherewithal to run that program using a modified version of the Library.

The precise terms and conditions for copying, distribution and modification follow. Pay close attention to the difference between a "work based on the library" and a "work that uses the library". The former contains code derived from the library, whereas the latter must be combined with the library in order to run.

## GNU LESSER GENERAL PUBLIC LICENSE

### TERMS AND CONDITIONS FOR COPYING, DISTRIBUTION AND MODIFICATION

0. This License Agreement applies to any software library or other program which contains a notice placed by the copyright holder or other authorized party saying it may be distributed under the terms of this Lesser General Public License (also called "this License"). Each licensee is addressed as "you".

A "library" means a collection of software functions and/or data prepared so as to be conveniently linked with application programs (which use some of those functions and data) to form executables.

The "Library", below, refers to any such software library or work which has been distributed under these terms. A "work based on the Library" means either the Library or any derivative work under copyright law: that is to say, a work containing the Library or a portion of it, either verbatim or with modifications and/or translated straightforwardly into another language. (Hereinafter, translation is included without limitation in the term "modification".)

"Source code" for a work means the preferred form of the work for making modifications to it. For a library, complete source code means all the source code for all modules it contains, plus any associated interface definition files, plus the scripts used to control compilation and installation of the library.

Activities other than copying, distribution and modification are not covered by this License; they are outside its scope. The act of running a program using the Library is not restricted, and output from such a program is covered only if its contents constitute a work based on the Library (independent of the use of the Library in a tool for writing it). Whether that is true depends on what the Library does and what the program that uses the Library does.

1. You may copy and distribute verbatim copies of the Library's complete source code as you receive it, in any medium, provided that you conspicuously and appropriately publish on each copy an appropriate copyright notice and disclaimer of warranty; keep intact all the notices that refer to this License and to the absence of any warranty; and distribute a copy of this License along with the Library.

You may charge a fee for the physical act of transferring a copy, and you may at your option offer warranty protection in exchange for a fee.

2. You may modify your copy or copies of the Library or any portion of it, thus forming a work based on the Library, and copy and distribute such modifications or work under the terms of Section 1 above, provided that you also meet all of these conditions:

- a) The modified work must itself be a software library.
- b) You must cause the files modified to carry prominent notices stating that you changed the files and the date of any change.
- c) You must cause the whole of the work to be licensed at no charge to all third parties under the terms of this License.
- d) If a facility in the modified Library refers to a function or a table of data to be supplied by an application program that uses the facility, other than as an argument passed when the facility is invoked, then you must make a good faith effort to ensure that, in the event an application does not supply such function or table, the facility still operates, and performs whatever part of its purpose remains meaningful.

(For example, a function in a library to compute square roots has a purpose that is entirely well-defined independent of the application. Therefore, Subsection 2d requires that any application-supplied function or table used by this function must be optional: if the application does not supply it, the square root function must still compute square roots.)

These requirements apply to the modified work as a whole. If identifiable sections of that work are not derived from the Library, and can be reasonably considered independent and separate works in themselves, then this License, and its terms, do not apply to those sections when you distribute them as separate works. But when you distribute the same sections as part of a whole which is a work based on the Library, the distribution of the whole must be on the terms of this License, whose permissions for other licensees extend to the entire whole, and thus to each and every part regardless of who wrote

Thus, it is not the intent of this section to claim rights or contest your rights to work written entirely by you; rather, the intent is to exercise the right to control the distribution of derivative or collective works based on the Library.

In addition, mere aggregation of another work not based on the Library with the Library (or with a work based on the Library) on a volume of a storage or distribution medium does not bring the other work under the scope of this License.

3. You may opt to apply the terms of the ordinary GNU General Public License instead of this License to a given copy of the Library. To do this, you must alter all the notices that refer to this License, so that they refer to the

ordinary GNU General Public License, version 2, instead of to this License. (If a newer version than version 2 of the ordinary GNU General Public License has appeared, then you can specify that version instead if you wish.) Do not make any other change in these notices.

Once this change is made in a given copy, it is irreversible for that copy, so the ordinary GNU General Public License applies to all subsequent copies and derivative works made from that copy.

This option is useful when you wish to copy part of the code of the Library into a program that is not a library.

4. You may copy and distribute the Library (or a portion or derivative of it, under Section 2) in object code or executable form under the terms of Sections 1 and 2 above provided that you accompany it with the complete corresponding machine-readable source code, which must be distributed under the terms of Sections 1 and 2 above on a medium customarily used for software interchange.

If distribution of object code is made by offering access to copy from a designated place, then offering equivalent access to copy the source code from the same place satisfies the requirement to distribute the source code, even though third parties are not compelled to copy the source along with the object code.

5. A program that contains no derivative of any portion of the Library, but is designed to work with the Library by being compiled or linked with it, is called a "work that uses the Library". Such a work, in isolation, is not a derivative work of the Library, and therefore falls outside the scope of this License.

However, linking a "work that uses the Library" with the Library creates an executable that is a derivative of the Library (because it contains portions of the Library), rather than a "work that uses the library". The executable is therefore covered by this License.

Section 6 states terms for distribution of such executables.

When a "work that uses the Library" uses material from a header file that is part of the Library, the object code for the work may be a derivative work of the Library even though the source code is not. Whether this is true is especially significant if the work can be linked without the Library, or if the work is itself a library. The threshold for this to be true is not precisely defined by law.

If such an object file uses only numerical parameters, data structure layouts and accessors, and small macros and small inline functions (ten lines or less in length), then the use of the object file is unrestricted, regardless of whether it is legally a derivative work. (Executables containing this object code plus portions of the Library will still fall under Section 6.)

Otherwise, if the work is a derivative of the Library, you may distribute the object code for the work under the terms of Section 6. Any executables containing that work

also fall under Section 6, whether or not they are linked directly with the Library itself.

6. As an exception to the Sections above, you may also combine or link a "work that uses the Library" with the Library to produce a work containing portions of the Library, and distribute that work under terms of your choice, provided that the terms permit modification of the work for the customer's own use and reverse engineering for debugging such modifications.

You must give prominent notice with each copy of the work that the Library is used in it and that the Library and its use are covered by this License. You must supply a copy of this License. If the work during execution displays copyright notices, you must include the copyright notice for the Library among them, as well as a reference directing the user to the copy of this License. Also, you must do one of these things:

a) Accompany the work with the complete corresponding machine-readable source code for the Library including whatever changes were used in the work (which must be distributed under Sections 1 and 2 above); and, if the work is an executable linked with the Library, with the complete machine-readable "work that uses the Library", as object code and/or source code, so that the user can modify the Library and then relink to produce a modified executable containing the modified Library. (It is understood that the user who changes the contents of definitions files in the Library will not necessarily be able to recompile the application to use the modified definitions.)

b) Use a suitable shared library mechanism for linking with the Library. A suitable mechanism is one that (1) uses at run time a copy of the library already present on the user's computer system rather than copying library functions into the executable, and (2) will operate properly with a modified version of the library, if the user installs one, as long as the modified version is interface-compatible with the version that the work was made with.

c) Accompany the work with a written offer, valid for at least three years, to give the same user the materials specified in Subsection 6a, above, for a charge no more than the cost of performing this distribution.

d) If distribution of the work is made by offering access to copy from a designated place, offer equivalent access to copy the above specified materials from the same place.

e) Verify that the user has already received a copy of these materials or that you have already sent this user a copy.

For an executable, the required form of the "work that uses the Library" must include any data and utility programs needed for reproducing the executable from it. However, as a special exception, the materials to be distributed need not include anything that is normally distributed (in either source or binary form) with the major components (compiler, kernel, and so on) of the

operating system on which the executable runs, unless that component itself accompanies the executable.

It may happen that this requirement contradicts the license restrictions of other proprietary libraries that do not normally accompany the operating system. Such a contradiction means you cannot use both them and the Library together in an executable that you

7. You may place library facilities that are a work based on the Library side-by-side in a single library together with other library facilities not covered by this License, and distribute such a combined library, provided that the separate distribution of the work based on the Library and of the other library facilities is otherwise permitted, and provided that you do these two things:

a) Accompany the combined library with a copy of the same work based on the Library, uncombined with any other library facilities. This must be distributed under the terms of the Sections above.

b) Give prominent notice with the combined library of the fact that part of it is a work based on the Library, and explaining where to find the accompanying uncombined form of the same work.

8. You may not copy, modify, sublicense, link with, or distribute the Library except as expressly provided under this License. Any attempt otherwise to copy, modify, sublicense, link with, or distribute the Library is void, and will automatically terminate your rights under this License. However, parties who have received copies, or rights, from you under this License will not have their licenses terminated so long as such parties remain in full compliance.

9. You are not required to accept this License, since you have not signed it. However, nothing else grants you permission to modify or distribute the Library or its derivative works. These actions are prohibited by law if you do not accept this License. Therefore, by modifying or distributing the Library (or any work based on the Library), you indicate your acceptance of this License to do so, and all its terms and conditions for copying, distributing or modifying the Library or works based on it.

10. Each time you redistribute the Library (or any work based on the Library), the recipient automatically receives a license from the original licensor to copy, distribute, link with or modify the Library subject to these terms and conditions. You may not impose any further restrictions on the recipients' exercise of the rights granted herein. You are not responsible for enforcing compliance by third parties with this License.

11. If, as a consequence of a court judgment or allegation of patent infringement or for any other reason (not limited to patent issues), conditions are imposed on you (whether by court order, agreement or otherwise) that contradict the conditions of this License, they do not excuse you from the conditions of this License. If you cannot distribute so as to satisfy simultaneously your obligations under this License and any other pertinent



obligations, then as a consequence you may not distribute the Library at all. For example, if a patent license would not permit royalty-free redistribution of the Library by all those who receive copies directly or indirectly through you, then the only way you could satisfy both it and this License would be to refrain entirely from distribution of the Library.

If any portion of this section is held invalid or unenforceable under any particular circumstance, the balance of the section is intended to apply, and the section as a whole is intended to apply in other circumstances.

It is not the purpose of this section to induce you to infringe any patents or other property right claims or to contest validity of any such claims; this section has the sole purpose of protecting the integrity of the free software distribution system which is implemented by public license practices. Many people have made generous contributions to the wide range of software distributed through that system in reliance on consistent application of that system; it is up to the author/donor to decide if he or she is willing to distribute software through any other system and a licensee cannot impose that choice.

This section is intended to make thoroughly clear what is believed to be a consequence of the rest of this License.

12. If the distribution and/or use of the Library is restricted in certain countries either by patents or by copyrighted interfaces, the original copyright holder who places the Library under this License may add an explicit geographical distribution limitation excluding those countries, so that distribution is permitted only in or among countries not thus excluded. In such case, this License incorporates the limitation as if written in the body of this License.

13. The Free Software Foundation may publish revised and/or new versions of the Lesser General Public License from time to time. Such new versions will be similar in spirit to the present version, but may differ in detail to address new problems or concerns.

Each version is given a distinguishing version number. If the Library specifies a version number of this License which applies to it and "any later version", you have the option of following the terms and conditions either of that version or of any later version published by the Free Software Foundation. If the Library does not specify a license version number, you may choose any version ever published by the Free Software Foundation.

14. If you wish to incorporate parts of the Library into other free programs whose distribution conditions are incompatible with these, write to the author to ask for permission. For software which is copyrighted by the Free Software Foundation, write to the Free Software Foundation; we sometimes make exceptions for this. Our decision will be guided by the two goals of preserving the free status of all derivatives of our free software and of promoting the sharing and reuse of software generally.

## NO WARRANTY

15. BECAUSE THE LIBRARY IS LICENSED FREE OF CHARGE, THERE IS NO

WARRANTY FOR THE LIBRARY, TO THE EXTENT PERMITTED BY APPLICABLE LAW.

EXCEPT WHEN OTHERWISE STATED IN WRITING THE COPYRIGHT HOLDERS AND/OR

OTHER PARTIES PROVIDE THE LIBRARY "AS IS" WITHOUT WARRANTY OF ANY

KIND, EITHER EXPRESSED OR IMPLIED, INCLUDING, BUT NOT LIMITED TO, THE

IMPLIED WARRANTIES OF MERCHANTABILITY AND FITNESS FOR A PARTICULAR

PURPOSE. THE ENTIRE RISK AS TO THE QUALITY AND PERFORMANCE OF THE

LIBRARY IS WITH YOU. SHOULD THE LIBRARY PROVE DEFECTIVE, YOU ASSUME

THE COST OF ALL NECESSARY SERVICING, REPAIR OR CORRECTION.

16. IN NO EVENT UNLESS REQUIRED BY APPLICABLE LAW OR AGREED TO IN

WRITING WILL ANY COPYRIGHT HOLDER, OR ANY OTHER PARTY WHO MAY MODIFY

AND/OR REDISTRIBUTE THE LIBRARY AS PERMITTED ABOVE, BE LIABLE TO YOU

FOR DAMAGES, INCLUDING ANY GENERAL, SPECIAL, INCIDENTAL OR

CONSEQUENTIAL DAMAGES ARISING OUT OF THE USE OR INABILITY TO USE THE

LIBRARY (INCLUDING BUT NOT LIMITED TO LOSS OF DATA OR DATA BEING

RENDERED INACCURATE OR LOSSES SUSTAINED BY YOU OR THIRD PARTIES OR A

FAILURE OF THE LIBRARY TO OPERATE WITH ANY OTHER SOFTWARE), EVEN IF

SUCH HOLDER OR OTHER PARTY HAS BEEN ADVISED OF THE POSSIBILITY OF SUCH

## END OF TERMS AND CONDITIONS

Other

name License

Chromium URL: <http://www.chromium.org>

Copyright (c) 2013 The Chromium Authors. All rights reserved.

Redistribution and use in source and binary forms, with or without modification, are permitted provided that the following conditions are met:

- \* Redistributions of source code must retain the above copyright

notice, this list of conditions and the following disclaimer.

- \* Redistributions in binary form must reproduce the above

copyright notice, this list of conditions and the following disclaimer

in the documentation and/or other materials provided with the

- \* Neither the name of Google Inc. nor the names of its contributors may be used to endorse or promote products derived from

this software without specific prior written permission.

THIS SOFTWARE IS PROVIDED BY THE COPYRIGHT HOLDERS AND CONTRIBUTORS

"AS IS" AND ANY EXPRESS OR IMPLIED WARRANTIES, INCLUDING, BUT NOT

LIMITED TO, THE IMPLIED WARRANTIES OF MERCHANTABILITY AND FITNESS FOR

A PARTICULAR PURPOSE ARE DISCLAIMED. IN NO EVENT SHALL THE COPYRIGHT

OWNER OR CONTRIBUTORS BE LIABLE FOR ANY DIRECT, INDIRECT, INCIDENTAL,

SPECIAL, EXEMPLARY, OR CONSEQUENTIAL DAMAGES (INCLUDING, BUT NOT

LIMITED TO, PROCUREMENT OF SUBSTITUTE GOODS OR SERVICES; LOSS OF USE,

DATA, OR PROFITS; OR BUSINESS INTERRUPTION) HOWEVER CAUSED AND ON ANY

THEORY OF LIABILITY, WHETHER IN CONTRACT, STRICT LIABILITY, OR TORT

(INCLUDING NEGLIGENCE OR OTHERWISE) ARISING IN ANY WAY OUT OF THE USE

OF THIS SOFTWARE, EVEN IF ADVISED OF THE POSSIBILITY OF SUCH DAMAGE.

--

The following files are distributed under the MPL 1.1/GPL 2.0/LGPL 2.1 tri-license:

chromium-nss.h

chromium-blapi.h

chromium-blapit.h

chromium-sha256.h

chromium-prtypes.h

The following files contain portions distributed under the MPL 1.1/GPL 2.0/LGPL 2.1 tri-license:

registry\_controlled\_domains/registry\_controlled\_domain.c

registry\_controlled\_domains/registry\_controlled\_domain.h

The following files are distributed under the MPL 2.0 license:

Fontconfig

URL: <http://www.fontconfig.org>

Copyright © 2000,2001,2002,2003,2004,2006,2007 Keith Packard

Copyright © 2005 Patrick Lam

Copyright © 2009 Roozbeh Pournader

Copyright © 2008,2009 Red Hat, Inc.

Copyright © 2008 Danilo Šegan

Permission to use, copy, modify, distribute, and sell this software and its

documentation for any purpose is hereby granted without fee, provided that

the above copyright notice appear in all copies and that both that

copyright notice and this permission notice appear in supporting

documentation, and that the name of the author(s) not be used in

advertising or publicity pertaining to distribution of the software without

specific, written prior permission. The authors make no representations about the suitability of this software for any purpose. It

is provided "as is" without express or implied warranty.

THE AUTHOR(S) DISCLAIMS ALL WARRANTIES WITH REGARD TO THIS SOFTWARE,

INCLUDING ALL IMPLIED WARRANTIES OF MERCHANTABILITY AND FITNESS, IN NO

EVENT SHALL THE AUTHOR(S) BE LIABLE FOR ANY SPECIAL, INDIRECT OR

CONSEQUENTIAL DAMAGES OR ANY DAMAGES

WHATSOEVER RESULTING FROM LOSS OF USE,  
DATA OR PROFITS, WHETHER IN AN ACTION OF  
CONTRACT, NEGLIGENCE OR OTHER  
TORTIOUS ACTION, ARISING OUT OF OR IN  
CONNECTION WITH THE USE OR  
PERFORMANCE OF THIS SOFTWARE.

Arphic fonts

URL:

<http://www.freedesktop.org/wiki/Software/CJKUnifonts/Download>

ARPHIC PUBLIC LICENSE

Copyright (C) 1999 Arphic Technology Co., Ltd.

All rights reserved except as specified below.

Everyone is permitted to copy and distribute verbatim  
copies of this license document, but changing it is  
forbidden.

## Preamble

The licenses for most software are designed to take  
away your freedom to share and change it. By contrast,  
the ARPHIC PUBLIC LICENSE specifically permits and  
encourages you to use this software, provided that you  
give the recipients all the rights that we gave you and  
make sure they can get the modifications of this software.

## Legal Terms

Throughout this License, "Font" means the TrueType  
fonts "AR PL Mingti2L Big5", "AR PL KaitiM Big5" (BIG-5  
character set) and "AR PL SungtiL GB", "AR PL KaitiM  
GB" (GB character set) which are originally distributed by  
Arphic, and the derivatives of those fonts created through  
any modification including modifying glyph, reordering  
glyph, converting format, changing font name, or  
adding/deleting some characters in/from glyph table.

"PL" means "Public License".

"Copyright Holder" means whoever is named in the  
copyright or copyrights for the Font.

"You" means the licensee, or person copying,  
redistributing or modifying the Font.

"Freely Available" means that you have the freedom to  
copy or modify the Font as well as redistribute copies of  
the Font under the same conditions you received, not  
price. If you wish, you can charge for this service.

You may copy and distribute verbatim copies of this  
Font in any medium, without restriction, provided that you  
retain this license file (ARPHICPL.TXT) unaltered in all  
copies.

You may otherwise modify your copy of this Font in  
any way, including modifying glyph, reordering glyph,  
converting format, changing font name, or  
adding/deleting some characters in/from glyph table, and  
copy and distribute such modifications under the terms of  
Section 1 above, provided that the following conditions  
are met:

a) You must insert a prominent notice in each modified  
file stating how and when you changed that file.

b) You must make such modifications Freely Available  
as a whole to all third parties under the terms of this  
License, such as by offering access to copy the  
modifications from a designated place, or distributing the  
modifications on a medium customarily used for software  
interchange.

c) If the modified fonts normally reads commands  
interactively when run, you must cause it, when started  
running for such interactive use in the most ordinary way,  
to print or display an announcement including an  
appropriate copyright notice and a notice that there is no  
warranty (or else, saying that you provide a warranty) and  
that users may redistribute the Font under these  
conditions, and telling the user how to view a copy of this  
License.

These requirements apply to the modified work as a  
whole. If identifiable sections of that work are not derived  
from the Font, and can be reasonably considered  
independent and separate works in themselves, then this  
License and its terms, do not apply to those sections  
when you distribute them as separate works. Therefore,  
mere aggregation of another work not based on the Font  
with the Font on a volume of a storage or distribution  
medium does not bring the other work under the scope of  
this License.

You may not copy, modify, sublicense, or distribute the  
Font except as expressly provided under this License.  
Any attempt otherwise to copy, modify, sublicense or  
distribute the Font will automatically retroactively void  
your rights under this License. However, parties who  
have received copies or rights from you under this  
License will keep their licenses valid so long as such  
parties remain in full compliance.

You are not required to accept this License, since you  
have not signed it. However, nothing else grants you  
permission to copy, modify, sublicense or distribute the  
Font. These actions are prohibited by law if you do not  
accept this License. Therefore, by copying, modifying,  
sublicensing or distributing the Font, you indicate your  
acceptance of this License and all its terms and  
conditions.

Each time you redistribute the Font, the recipient  
automatically receives a license from the original licensor  
to copy, distribute or modify the Font subject to these  
terms and conditions. You may not impose any further  
restrictions on the recipients' exercise of the rights  
granted herein. You are not responsible for enforcing  
compliance by third parties to this License.

If, as a consequence of a court judgment or allegation of patent infringement or for any other reason (not limited to patent issues), conditions are imposed on you (whether by court order, agreement or otherwise) that contradict the conditions of this License, they do not excuse you from the conditions of this License. If you cannot distribute so as to satisfy simultaneously your obligations under this License and any other pertinent obligations, then as a consequence you may not distribute the Font at all. For example, if a patent license would not permit royalty-free redistribution of the Font by all those who receive copies directly or indirectly through you, then the only way you could satisfy both it and this License would be to refrain entirely from distribution of the Font.

If any portion of this section is held invalid or unenforceable under any particular circumstance, the balance of the section is intended to apply and the section as a whole is intended to apply in other circumstances.

BECAUSE THE FONT IS LICENSED FREE OF CHARGE, THERE IS NO WARRANTY FOR THE FONT, TO THE EXTENT PERMITTED BY APPLICABLE LAW. EXCEPT WHEN OTHERWISE STATED IN WRITING THE COPYRIGHT HOLDERS OR OTHER PARTIES PROVIDE THE FONT "AS IS" WITHOUT WARRANTY OF ANY KIND, EITHER EXPRESSED OR IMPLIED, INCLUDING BUT NOT LIMITED TO THE IMPLIED WARRANTIES OF MERCHANTABILITY AND FITNESS FOR A PARTICULAR PURPOSE. THE ENTIRE RISK AS TO THE QUALITY AND PERFORMANCE OF THE FONT IS WITH YOU. SHOULD THE FONT PROVE DEFECTIVE, YOU ASSUME THE COST OF ALL NECESSARY SERVICING, REPAIR OR CORRECTION.

UNLESS REQUIRED BY APPLICABLE LAW OR AGREED TO IN WRITING, IN NO EVENT WILL ANY COPYRIGHTT HOLDERS, OR OTHER PARTIES WHO MAY COPY, MODIFY OR REDISTRIBUTE THE FONT AS PERMITTED ABOVE, BE LIABLE TO YOU FOR ANY DIRECT, INDIRECT, CONSEQUENTIAL, INCIDENTAL, SPECIAL OR EXEMPLARY DAMAGES ARISING OUT OF THE USE OR INABILITY TO USE THE FONT (INCLUDING BUT NOT LIMITED TO PROCUREMENT OF SUBSTITUTE GOODS OR SERVICES; LOSS OF USE, DATA OR PROFITS; OR BUSINESS INTERRUPTION), EVEN IF SUCH HOLDERS OR OTHER PARTIES HAVE BEEN ADVISED OF THE POSSIBILITY OF SUCH DAMAGES.

Bitstream Vera fonts

URL:  
[http://www.gnome.org/fonts/#Final\\_Bitstream\\_Vera\\_Fonts](http://www.gnome.org/fonts/#Final_Bitstream_Vera_Fonts)

Bitstream Vera Fonts Copyright

The fonts have a generous copyright, allowing derivative works (as long as "Bitstream" or "Vera" are not in the

names), and full redistribution (so long as they are not \*sold\* by themselves). They can be be bundled, redistributed and sold with any software.

The fonts are distributed under the following copyright:

Copyright

=====

Copyright (c) 2003 by Bitstream, Inc. All Rights Reserved. Bitstream

Vera is a trademark of Bitstream, Inc.

Permission is hereby granted, free of charge, to any person obtaining

a copy of the fonts accompanying this license ("Fonts") and associated

documentation files (the "Font Software"), to reproduce and distribute

the Font Software, including without limitation the rights to use,

copy, merge, publish, distribute, and/or sell copies of the Font

Software, and to permit persons to whom the Font Software is furnished

to do so, subject to the following conditions:

The above copyright and trademark notices and this permission notice

shall be included in all copies of one or more of the Font Software

The Font Software may be modified, altered, or added to, and in

particular the designs of glyphs or characters in the Fonts may be

modified and additional glyphs or characters may be added to the

Fonts, only if the fonts are renamed to names not containing either

the words "Bitstream" or the word "Vera".

This License becomes null and void to the extent applicable to Fonts

or Font Software that has been modified and is distributed under the

"Bitstream Vera" names.

The Font Software may be sold as part of a larger software package but

no copy of one or more of the Font Software typefaces may be sold by itself.

THE FONT SOFTWARE IS PROVIDED "AS IS",  
WITHOUT WARRANTY OF ANY KIND,  
EXPRESS OR IMPLIED, INCLUDING BUT NOT

LIMITED TO ANY WARRANTIES OF  
MERCHANTABILITY, FITNESS FOR A PARTICULAR  
PURPOSE AND NONINFRINGEMENT  
OF COPYRIGHT, PATENT, TRADEMARK, OR OTHER  
RIGHT. IN NO EVENT SHALL  
BITSTREAM OR THE GNOME FOUNDATION BE  
LIABLE FOR ANY CLAIM, DAMAGES OR  
OTHER LIABILITY, INCLUDING ANY GENERAL,  
SPECIAL, INDIRECT, INCIDENTAL,  
OR CONSEQUENTIAL DAMAGES, WHETHER IN AN  
ACTION OF CONTRACT, TORT OR  
OTHERWISE, ARISING FROM, OUT OF THE USE OR  
INABILITY TO USE THE FONT  
SOFTWARE OR FROM OTHER DEALINGS IN THE  
FONT SOFTWARE.

Except as contained in this notice, the names of Gnome,  
the Gnome

Foundation, and Bitstream Inc., shall not be used in  
advertising or

otherwise to promote the sale, use or other dealings in  
this Font

Software without prior written authorization from the  
Gnome Foundation

or Bitstream Inc., respectively. For further information,  
contact:

fonts at gnome dot org.

## Copyright FAQ

=====

1. I don't understand the resale restriction... What  
gives?

Bitstream is giving away these fonts, but wishes to  
ensure its

competitors can't just drop the fonts as is into a font  
sale system

and sell them as is. It seems fair that if Bitstream  
can't make money

from the Bitstream Vera fonts, their competitors  
should not be able to

do so either. You can sell the fonts as part of any  
software package,

however.

2. I want to package these fonts separately for  
distribution and

sale as part of a larger software package or system.  
Can I do so?

Yes. A RPM or Debian package is a "larger software  
package" to begin

with, and you aren't selling them independently by  
themselves.

See 1. above.

3. Are derivative works allowed?

Yes!

4. Can I change or add to the font(s)?

Yes, but you must change the name(s) of the font(s).

5. Under what terms are derivative works allowed?

You must change the name(s) of the fonts. This is to  
ensure the

quality of the fonts, both to protect Bitstream and  
Gnome. We want to

ensure that if an application has opened a font  
specifically of these

names, it gets what it expects (though of course,  
using fontconfig,

substitutions could still could have occurred during  
font

opening). You must include the Bitstream copyright.  
Additional

copyrights can be added, as per copyright law. Happy  
Font Hacking!

6. If I have improvements for Bitstream Vera, is it  
possible they might get

adopted in future versions?

Yes. The contract between the Gnome Foundation  
and Bitstream has

provisions for working with Bitstream to ensure quality  
additions to

the Bitstream Vera font family. Please contact us if  
you have such

additions. Note, that in general, we will want such  
additions for the

entire family, not just a single font, and that you'll  
have to keep

both Gnome and Jim Lyles, Vera's designer, happy!  
To make sense to add

glyphs to the font, they must be stylistically in keeping  
with Vera's

design. Vera cannot become a "ransom note" font.  
Jim Lyles will be



providing a document describing the design elements used in Vera, as a

guide and aid for people interested in contributing to Vera.

7. I want to sell a software package that uses these fonts: Can I do so?

Sure. Bundle the fonts with your software and sell your software

with the fonts. That is the intent of the copyright.

8. If applications have built the names "Bitstream Vera" into them,

can I override this somehow to use fonts of my choosing?

This depends on exact details of the software. Most open source

systems and software (e.g., Gnome, KDE, etc.) are now converting to

use fontconfig (see [www.fontconfig.org](http://www.fontconfig.org)) to handle font configuration,

selection and substitution; it has provisions for overriding font

names and substituting alternatives. An example is provided by the

supplied local.conf file, which chooses the family Bitstream Vera for

"sans", "serif" and "monospace". Other software (e.g., the XFree86

core server) has other mechanisms for font substitution.

Open Sans fonts

URL:

<http://www.google.com/fonts/specimen/Open+Sans>

License for Open Sans Font Family

-----  
Apache License

Version 2.0, January 2004

<http://www.apache.org/licenses/>

TERMS AND CONDITIONS FOR USE,  
REPRODUCTION, AND DISTRIBUTION

1. Definitions.

"License" shall mean the terms and conditions for use, reproduction,

and distribution as defined by Sections 1 through 9 of this document.

"Licensor" shall mean the copyright owner or entity authorized by

the copyright owner that is granting the License.

"Legal Entity" shall mean the union of the acting entity and all

other entities that control, are controlled by, or are under common

control with that entity. For the purposes of this definition,

"control" means (i) the power, direct or indirect, to cause the

direction or management of such entity, whether by contract or

otherwise, or (ii) ownership of fifty percent (50%) or more of the

outstanding shares, or (iii) beneficial ownership of such entity.

"You" (or "Your") shall mean an individual or Legal Entity

exercising permissions granted by this License.

"Source" form shall mean the preferred form for making modifications,

including but not limited to software source code, documentation

source, and configuration files.

"Object" form shall mean any form resulting from mechanical

transformation or translation of a Source form, including but

not limited to compiled object code, generated documentation,

and conversions to other media types.

"Work" shall mean the work of authorship, whether in Source or

Object form, made available under the License, as indicated by a

copyright notice that is included in or attached to the work

(an example is provided in the Appendix below).

"Derivative Works" shall mean any work, whether in Source or Object

form, that is based on (or derived from) the Work and for which the

editorial revisions, annotations, elaborations, or other

modifications

represent, as a whole, an original work of authorship.  
For the purposes

of this License, Derivative Works shall not include  
works that remain

separable from, or merely link (or bind by name) to  
the interfaces of,

the Work and Derivative Works thereof.

"Contribution" shall mean any work of authorship,  
including

the original version of the Work and any modifications  
or additions

to that Work or Derivative Works thereof, that is  
intentionally

submitted to Licensor for inclusion in the Work by the  
copyright owner

or by an individual or Legal Entity authorized to  
submit on behalf of

the copyright owner. For the purposes of this  
definition, "submitted"

means any form of electronic, verbal, or written  
communication sent

to the Licensor or its representatives, including but  
not limited to

communication on electronic mailing lists, source  
code control systems,

and issue tracking systems that are managed by, or  
on behalf of, the

Licensor for the purpose of discussing and improving  
the Work, but

excluding communication that is conspicuously  
marked or otherwise

designated in writing by the copyright owner as "Not a  
Contribution."

"Contributor" shall mean Licensor and any individual  
or Legal Entity

on behalf of whom a Contribution has been received  
by Licensor and

subsequently incorporated within the Work.

2. Grant of Copyright License. Subject to the terms and  
conditions of

this License, each Contributor hereby grants to You a  
perpetual,

worldwide, non-exclusive, no-charge, royalty-free,  
irrevocable

copyright license to reproduce, prepare Derivative  
Works of,

publicly display, publicly perform, sublicense, and  
distribute the

Work and such Derivative Works in Source or Object  
form.

3. Grant of Patent License. Subject to the terms and  
conditions of

this License, each Contributor hereby grants to You a  
perpetual,

worldwide, non-exclusive, no-charge, royalty-free,  
irrevocable

(except as stated in this section) patent license to  
make, have made,

use, offer to sell, sell, import, and otherwise transfer  
the Work,

where such license applies only to those patent  
claims licensable

by such Contributor that are necessarily infringed by  
their

Contribution(s) alone or by combination of their  
Contribution(s)

with the Work to which such Contribution(s) was  
submitted. If You

institute patent litigation against any entity (including  
a

cross-claim or counterclaim in a lawsuit) alleging that  
the Work

or a Contribution incorporated within the Work  
constitutes direct

or contributory patent infringement, then any patent  
licenses

granted to You under this License for that Work shall  
terminate

as of the date such litigation is filed.

4. Redistribution. You may reproduce and distribute  
copies of the

Work or Derivative Works thereof in any medium, with  
or without

modifications, and in Source or Object form, provided  
that You

meet the following conditions:

(a) You must give any other recipients of the Work or  
Derivative Works a copy of this License; and

(b) You must cause any modified files to carry  
prominent notices

stating that You changed the files; and

(c) You must retain, in the Source form of any  
Derivative Works  
that You distribute, all copyright, patent, trademark,  
and  
attribution notices from the Source form of the  
Work,  
excluding those notices that do not pertain to any  
part of  
the Derivative Works; and  
(d) If the Work includes a "NOTICE" text file as part  
of its  
distribution, then any Derivative Works that You  
distribute must  
include a readable copy of the attribution notices  
contained  
within such NOTICE file, excluding those notices  
that do not  
pertain to any part of the Derivative Works, in at  
least one  
of the following places: within a NOTICE text file  
distributed  
as part of the Derivative Works; within the Source  
form or  
documentation, if provided along with the  
Derivative Works; or,  
within a display generated by the Derivative Works,  
if and  
wherever such third-party notices normally appear.  
The contents  
of the NOTICE file are for informational purposes  
only and  
do not modify the License. You may add Your own  
attribution  
notices within Derivative Works that You distribute,  
alongside  
or as an addendum to the NOTICE text from the  
Work, provided  
that such additional attribution notices cannot be  
construed  
as modifying the License.

You may add Your own copyright statement to Your  
modifications and  
may provide additional or different license terms and  
conditions  
for use, reproduction, or distribution of Your  
modifications, or  
for any such Derivative Works as a whole, provided

Your use,  
reproduction, and distribution of the Work otherwise  
complies with  
the conditions stated in this License.

5. Submission of Contributions. Unless You explicitly  
state otherwise,  
any Contribution intentionally submitted for inclusion  
in the Work  
by You to the Licensor shall be under the terms and  
conditions of  
this License, without any additional terms or  
conditions.  
Notwithstanding the above, nothing herein shall  
supersede or modify  
the terms of any separate license agreement you  
may have executed  
with Licensor regarding such Contributions.

6. Trademarks. This License does not grant permission  
to use the trade  
names, trademarks, service marks, or product names  
of the Licensor,  
except as required for reasonable and customary use  
in describing the  
origin of the Work and reproducing the content of the  
NOTICE file.

7. Disclaimer of Warranty. Unless required by  
applicable law or  
agreed to in writing, Licensor provides the Work (and  
each  
Contributor provides its Contributions) on an "AS IS"  
BASIS,  
WITHOUT WARRANTIES OR CONDITIONS OF  
ANY KIND, either express or  
implied, including, without limitation, any warranties or  
conditions  
of TITLE, NON-INFRINGEMENT,  
MERCHANTABILITY, or FITNESS FOR A  
PARTICULAR PURPOSE. You are solely responsible  
for determining the  
appropriateness of using or redistributing the Work  
and assume any  
risks associated with Your exercise of permissions  
under this License.

8. Limitation of Liability. In no event and under no legal



theory,

whether in tort (including negligence), contract, or otherwise,

unless required by applicable law (such as deliberate and grossly

negligent acts) or agreed to in writing, shall any Contributor be

liable to You for damages, including any direct, indirect, special,

incidental, or consequential damages of any character arising as a

result of this License or out of the use or inability to use the

Work (including but not limited to damages for loss of goodwill,

work stoppage, computer failure or malfunction, or any and all

other commercial damages or losses), even if such Contributor

has been advised of the possibility of such damages.

9. Accepting Warranty or Additional Liability. While redistributing

the Work or Derivative Works thereof, You may choose to offer,

and charge a fee for, acceptance of support, warranty, indemnity,

or other liability obligations and/or rights consistent with this

License. However, in accepting such obligations, You may act only

on Your own behalf and on Your sole responsibility, not on behalf

of any other Contributor, and only if You agree to indemnify,

defend, and hold each Contributor harmless for any liability

incurred by, or claims asserted against, such Contributor by reason

of your accepting any such warranty or additional liability.

END OF TERMS AND CONDITIONS

APPENDIX: How to apply the Apache License to your work.

To apply the Apache License to your work, attach the

following

boilerplate notice, with the fields enclosed by brackets "[ ]"

replaced with your own identifying information. (Don't include

the brackets!) The text should be enclosed in the appropriate

comment syntax for the file format. We also recommend that a

file or class name and description of purpose be included on the

same "printed page" as the copyright notice for easier identification within third-party archives.

Copyright [yyyy] [name of copyright owner]

Licensed under the Apache License, Version 2.0 (the "License");

you may not use this file except in compliance with the License.

You may obtain a copy of the License at

<http://www.apache.org/licenses/LICENSE-2.0>

Unless required by applicable law or agreed to in writing, software

distributed under the License is distributed on an "AS IS" BASIS,

WITHOUT WARRANTIES OR CONDITIONS OF ANY KIND, either express or implied.

See the License for the specific language governing permissions and

limitations under the License.

VL Gothic fonts

URL: <http://dicey.org/vlgothic/index.html>

License for VLGothic Font Family

-----  
This font includes glyphs derived from M+ FONTS which is created by

M+ FONTS PROJECT. License for M+ FONTS part is described in M+ FONTS

PROJECT's license. See attached 'LICENSE\_E.mplus'.

This font also includes glyphs derived from Sazanami Gothic font which

is created by Electronic Font Open Laboratory (/efont/).

License for

Sazanami Gothic part is described in it's license. See attached

'README.sazanami' for original Sazanami Gothic font license.

This font also includes original glyphs which is created by Daisuke

SUZUKI and Project Vine based on M+ FONTS. License for VL Gothic

original glyphs is same as M+ FONTS PROJECT's license.

There is no limitation and the below description is not applied

as for in order not to reuse as font (ex: font is embedded to documents).

Copyright (c) 1990-2003 Wada Laboratory, the University of Tokyo.

Copyright (c) 2003-2004 Electronic Font Open Laboratory (/efont/).

Copyright (C) 2003-2009 M+ FONTS PROJECT

Copyright (C) 2006-2009 Daisuke SUZUKI  
<daisuke@vinelinux.org>.

Copyright (C) 2006-2009 Project Vine  
<Vine@vinelinux.org>.

All rights reserved.

Redistribution and use in source and binary forms, with or without

modification, are permitted provided that the following conditions

are met:

this list of conditions and the following disclaimer.

this list of conditions and the following disclaimer in the documentation

and/or other materials provided with the distribution.

the names of its contributors may be used to endorse or promote products

derived from this software without specific prior written permission.

THIS SOFTWARE IS PROVIDED BY WADA LABORATORY, THE UNIVERSITY OF TOKYO AND CONTRIBUTORS ``AS IS" AND ANY EXPRESS OR IMPLIED WARRANTIES, INCLUDING, BUT NOT LIMITED TO, THE IMPLIED WARRANTIES OF MERCHANTABILITY AND FITNESS FOR A

PARTICULAR PURPOSE ARE DISCLAIMED. IN NO EVENT SHALL THE LABORATORY OR

CONTRIBUTORS BE LIABLE FOR ANY DIRECT, INDIRECT, INCIDENTAL, SPECIAL,

EXEMPLARY, OR CONSEQUENTIAL DAMAGES (INCLUDING, BUT NOT LIMITED TO,

PROCUREMENT OF SUBSTITUTE GOODS OR SERVICES; LOSS OF USE, DATA, OR PROFITS;

OR BUSINESS INTERRUPTION) HOWEVER CAUSED AND ON ANY THEORY OF LIABILITY,

WHETHER IN CONTRACT, STRICT LIABILITY, OR TORT (INCLUDING NEGLIGENCE OR

OTHERWISE) ARISING IN ANY WAY OUT OF THE USE OF THIS SOFTWARE, EVEN IF

ADVISED OF THE POSSIBILITY OF SUCH DAMAGE.

Nanum fonts

URL: <http://hangeul.naver.com/>

Copyright (c) 2010, NAVER Corporation  
(<http://www.nhncorp.com>),

with Reserved Font Name Nanum, Naver Nanum, NanumGothic, Naver NanumGothic, NanumMyeongjo, Naver NanumMyeongjo, NanumBrush, Naver NanumBrush, NanumPen, Naver NanumPen, Naver NanumGothicEco, NanumGothicEco, Naver NanumMyeongjoEco, NanumMyeongjoEco, Naver NanumGothicLight, NanumGothicLight, NanumBarunGothic, Naver NanumBarunGothic,

This Font Software is licensed under the SIL Open Font License, Version 1.1.

This license is copied below, and is also available with a FAQ at: <http://scripts.sil.org/OFL>

This Font Software is licensed under the SIL Open Font License, Version 1.1.

This license is copied below, and is also available with a FAQ at:

<http://scripts.sil.org/OFL>

-----  
SIL OPEN FONT LICENSE Version 1.1 - 26 February 2007  
-----

## PREAMBLE

The goals of the Open Font License (OFL) are to stimulate worldwide development of collaborative font projects, to support the font creation efforts of academic and linguistic communities, and to provide a free and open framework in which fonts may be shared and

improved in partnership with others.

The OFL allows the licensed fonts to be used, studied, modified and redistributed freely as long as they are not sold by themselves. The fonts, including any derivative works, can be bundled, embedded, redistributed and/or sold with any software provided that any reserved names are not used by derivative works. The fonts and derivatives, however, cannot be released under any other type of license. The requirement for fonts to remain under this license does not apply to any document created using the fonts or their derivatives.

## DEFINITIONS

"Font Software" refers to the set of files released by the Copyright Holder(s) under this license and clearly marked as such. This may include source files, build scripts and documentation.

"Reserved Font Name" refers to any names specified as such after the copyright statement(s).

"Original Version" refers to the collection of Font Software components as distributed by the Copyright Holder(s).

"Modified Version" refers to any derivative made by adding to, deleting, or substituting -- in part or in whole -- any of the components of the Original Version, by changing formats or by porting the Font Software to a new environment.

"Author" refers to any designer, engineer, programmer, technical writer or other person who contributed to the Font Software.

## PERMISSION & CONDITIONS

Permission is hereby granted, free of charge, to any person obtaining

a copy of the Font Software, to use, study, copy, merge, embed, modify,

redistribute, and sell modified and unmodified copies of the Font

Software, subject to the following conditions:

1) Neither the Font Software nor any of its individual components,

in Original or Modified Versions, may be sold by itself.

2) Original or Modified Versions of the Font Software may be bundled,

redistributed and/or sold with any software, provided that each copy

contains the above copyright notice and this license. These can be

included either as stand-alone text files, human-readable headers or

in the appropriate machine-readable metadata fields

within text or

binary files as long as those fields can be easily viewed by the user.

3) No Modified Version of the Font Software may use the Reserved Font

Name(s) unless explicit written permission is granted by the corresponding

Copyright Holder. This restriction only applies to the primary font name as

presented to the users.

4) The name(s) of the Copyright Holder(s) or the Author(s) of the Font

Software shall not be used to promote, endorse or advertise any

Modified Version, except to acknowledge the contribution(s) of the

Copyright Holder(s) and the Author(s) or with their explicit written

5) The Font Software, modified or unmodified, in part or in whole,

must be distributed entirely under this license, and must not be

distributed under any other license. The requirement for fonts to

remain under this license does not apply to any document created

using the Font Software.

## TERMINATION

This license becomes null and void if any of the above conditions are

not met.

## DISCLAIMER

THE FONT SOFTWARE IS PROVIDED "AS IS", WITHOUT WARRANTY OF ANY KIND,

EXPRESS OR IMPLIED, INCLUDING BUT NOT LIMITED TO ANY WARRANTIES OF

MERCHANTABILITY, FITNESS FOR A PARTICULAR PURPOSE AND NONINFRINGEMENT

OF COPYRIGHT, PATENT, TRADEMARK, OR OTHER RIGHT. IN NO EVENT SHALL THE

COPYRIGHT HOLDER BE LIABLE FOR ANY CLAIM, DAMAGES OR OTHER LIABILITY,

INCLUDING ANY GENERAL, SPECIAL, INDIRECT,  
INCIDENTAL, OR CONSEQUENTIAL  
DAMAGES, WHETHER IN AN ACTION OF CONTRACT,  
TORT OR OTHERWISE, ARISING  
FROM, OUT OF THE USE OR INABILITY TO USE THE  
FONT SOFTWARE OR FROM  
OTHER DEALINGS IN THE FONT SOFTWARE.

Mini-XML

URL: <http://www.msweet.org/projects.php?Z3>

Mini-XML License

The Mini-XML library and included programs are provided under the terms of the GNU Library General Public License version 2 (LGPL2) with the following exceptions:

If you link the application to a modified version of Mini-XML, then the changes to Mini-XML must be provided under the terms of the LGPL2 in sections 1, 2, and 4.

GNU LIBRARY GENERAL PUBLIC LICENSE

Version 2, June 1991

Copyright (C) 1991 Free Software Foundation, Inc.

59 Temple Place - Suite 330, Boston, MA 02111-1307,  
USA

Everyone is permitted to copy and distribute verbatim copies of this license document, but changing it is not allowed.

[This is the first released version of the library GPL. It is numbered 2 because it goes with version 2 of the ordinary GPL.]

Preamble

The licenses for most software are designed to take away your freedom to share and change it. By contrast, the GNU General Public Licenses are intended to guarantee your freedom to share and change free software--to make sure the software is free for all its users.

This license, the Library General Public License, applies to some specially designated Free Software Foundation software, and to any other libraries whose authors decide to use it. You can use it for your libraries, too.

When we speak of free software, we are referring to freedom, not price. Our General Public Licenses are designed to make sure that you have the freedom to distribute copies of free software (and charge for this service if you wish), that you receive source code or can get it if you want it, that you can change the software or use pieces of it in new free programs; and that you know you can do these things.

To protect your rights, we need to make restrictions that forbid anyone to deny you these rights or to ask you to surrender the rights. These restrictions translate to certain responsibilities for you if you distribute copies of the library, or if you modify it.

For example, if you distribute copies of the library, whether gratis or for a fee, you must give the recipients all the rights that we gave you. You must make sure that they, too, receive or can get the source code. If you link a program with the library, you must provide complete object files to the recipients so that they can relink them with the library, after making changes to the library and recompiling it. And you must show them these terms so they know their rights.

Our method of protecting your rights has two steps: (1) copyright the library, and (2) offer you this license which gives you legal permission to copy, distribute and/or modify the library.

Also, for each distributor's protection, we want to make certain that everyone understands that there is no warranty for this free library. If the library is modified by someone else and passed on, we want its recipients to know that what they have is not the original version, so that any problems introduced by others will not reflect on the original authors' reputations.

Finally, any free program is threatened constantly by software patents. We wish to avoid the danger that companies distributing free software will individually obtain patent licenses, thus in effect transforming the program into proprietary software. To prevent this, we have made it clear that any patent must be licensed for everyone's free use or not licensed at all.

Most GNU software, including some libraries, is covered by the ordinary GNU General Public License, which was designed for utility programs. This license, the GNU Library General Public License, applies to certain designated libraries. This license is quite different from the ordinary one; be sure to read it in full, and don't assume that anything in it is the same as in the ordinary license.

The reason we have a separate public license for some libraries is that they blur the distinction we usually make between modifying or adding to a program and simply using it. Linking a program with a library, without changing the library, is in some sense simply using the library, and is analogous to running a utility program or application program. However, in a textual and legal sense, the linked executable is a combined work, a derivative of the original library, and the ordinary General Public License treats it as such.

Because of this blurred distinction, using the ordinary General Public License for libraries did not effectively promote software sharing, because most developers did not use the libraries. We concluded that weaker conditions might promote sharing better.

However, unrestricted linking of non-free programs would

deprive the users of those programs of all benefit from the free status of the libraries themselves. This Library General Public License is intended to permit developers of non-free programs to use free libraries, while preserving your freedom as a user of such programs to change the free libraries that are incorporated in them. (We have not seen how to achieve this as regards changes in header files, but we have achieved it as regards changes in the actual functions of the Library.) The hope is that this will lead to faster development of free libraries.

The precise terms and conditions for copying, distribution and modification follow. Pay close attention to the difference between a "work based on the library" and a "work that uses the library". The former contains code derived from the library, while the latter only works together with the library.

Note that it is possible for a library to be covered by the ordinary General Public License rather than by this special one.

## TERMS AND CONDITIONS FOR COPYING, DISTRIBUTION AND MODIFICATION

A "library" means a collection of software functions and/or data prepared so as to be conveniently linked with application programs (which use some of those functions and data) to form executables.

The "Library", below, refers to any such software library or work which has been distributed under these terms. A "work based on the Library" means either the Library or any derivative work under copyright law: that is to say, a work containing the Library or a portion of it, either verbatim or with modifications and/or translated straightforwardly into another language. (Hereinafter, translation is included without limitation in the term "modification".)

"Source code" for a work means the preferred form of the work for making modifications to it. For a library, complete source code means all the source code for all modules it contains, plus any associated interface definition files, plus the scripts used to control compilation and installation of the library.

Activities other than copying, distribution and modification are not covered by this License; they are outside its scope. The act of running a program using the Library is not restricted, and output from such a program is covered only if its contents constitute a work based on the Library (independent of the use of the Library in a tool for writing it). Whether that is true depends on what the Library does and what the program that uses the Library does.

You may charge a fee for the physical act of transferring a copy, and you may at your option offer warranty protection in exchange for a fee.

- a) The modified work must itself be a software library.
- b) You must cause the files modified to carry prominent

notices stating that you changed the files and the date of any change.

c) You must cause the whole of the work to be licensed at no charge to all third parties under the terms of this License.

d) If a facility in the modified Library refers to a function or a table of data to be supplied by an application program that uses the facility, other than as an argument passed when the facility is invoked, then you must make a good faith effort to ensure that, in the event an application does not supply such function or table, the facility still operates, and performs whatever part of its purpose remains meaningful.

(For example, a function in a library to compute square roots has a purpose that is entirely well-defined independent of the application. Therefore, Subsection 2d requires that any application-supplied function or table used by this function must be optional: if the application does not supply it, the square root function must still compute square roots.)

These requirements apply to the modified work as a whole. If identifiable sections of that work are not derived from the Library, and can be reasonably considered independent and separate works in themselves, then this License, and its terms, do not apply to those sections when you distribute them as separate works. But when you distribute the same sections as part of a whole which is a work based on the Library, the distribution of the whole must be on the terms of this License, whose permissions for other licensees extend to the entire whole, and thus to each and every part regardless of who wrote it.

Thus, it is not the intent of this section to claim rights or contest your rights to work written entirely by you; rather, the intent is to exercise the right to control the distribution of derivative or collective works based on the Library.

In addition, mere aggregation of another work not based on the Library with the Library (or with a work based on the Library) on a volume of a storage or distribution medium does not bring the other work under the scope of this License.

Once this change is made in a given copy, it is irreversible for that copy, so the ordinary GNU General Public License applies to all subsequent copies and derivative works made from that copy.

This option is useful when you wish to copy part of the code of the Library into a program that is not a library.

If distribution of object code is made by offering access to copy from a designated place, then offering equivalent access to copy the source code from the same place satisfies the requirement to distribute the source code, even though third parties are not compelled to copy the source along with the object code.

However, linking a "work that uses the Library" with the Library creates an executable that is a derivative of the

Library (because it contains portions of the Library), rather than a "work that uses the library". The executable is therefore covered by this License. Section 6 states terms for distribution of such executables.

When a "work that uses the Library" uses material from a header file that is part of the Library, the object code for the work may be a derivative work of the Library even though the source code is not. Whether this is true is especially significant if the work can be linked without the Library, or if the work is itself a library. The threshold for this to be true is not precisely defined by law.

If such an object file uses only numerical parameters, data structure layouts and accessors, and small macros and small inline functions (ten lines or less in length), then the use of the object file is unrestricted, regardless of whether it is legally a derivative work. (Executables containing this object code plus portions of the Library will still fall under Section 6.)

Otherwise, if the work is a derivative of the Library, you may distribute the object code for the work under the terms of Section 6. Any executables containing that work also fall under Section 6, whether or not they are linked directly with the Library itself.

You must give prominent notice with each copy of the work that the Library is used in it and that the Library and its use are covered by this License. You must supply a copy of this License. If the work during execution displays copyright notices, you must include the copyright notice for the Library among them, as well as a reference directing the user to the copy of this License. Also, you must do one of these things:

a) Accompany the work with the complete corresponding machine-readable source code for the Library including whatever changes were used in the work (which must be distributed under Sections 1 and 2 above); and, if the work is an executable linked with the Library, with the complete machine-readable "work that uses the Library", as object code and/or source code, so that the user can modify the Library and then relink to produce a modified executable containing the modified Library. (It is understood that the user who changes the contents of definitions files in the Library will not necessarily be able to recompile the application to use the modified definitions.)

b) Accompany the work with a written offer, valid for at least three years, to give the same user the materials specified in Subsection 6a, above, for a charge no more than the cost of performing this distribution.

c) If distribution of the work is made by offering access to copy from a designated place, offer equivalent access to copy the above specified materials from the same place.

d) Verify that the user has already received a copy of these materials or that you have already sent this user a copy.

For an executable, the required form of the "work that uses the Library" must include any data and utility

programs needed for reproducing the executable from it. However, as a special exception, the source code distributed need not include anything that is normally distributed (in either source or binary form) with the major components (compiler, kernel, and so on) of the operating system on which the executable runs, unless that component itself accompanies the executable.

It may happen that this requirement contradicts the license restrictions of other proprietary libraries that do not normally accompany the operating system. Such a contradiction means you cannot use both them and the Library together in an executable that you distribute.

a) Accompany the combined library with a copy of the same work based on the Library, uncombined with any other library facilities. This must be distributed under the terms of the Sections above.

b) Give prominent notice with the combined library of the fact that part of it is a work based on the Library, and explaining where to find the accompanying uncombined form of the same work.

If any portion of this section is held invalid or unenforceable under any particular circumstance, the balance of the section is intended to apply, and the section as a whole is intended to apply in other circumstances.

It is not the purpose of this section to induce you to infringe any patents or other property right claims or to contest validity of any such claims; this section has the sole purpose of protecting the integrity of the free software distribution system which is implemented by public license practices. Many people have made generous contributions to the wide range of software distributed through that system in reliance on consistent application of that system; it is up to the author/donor to decide if he or she is willing to distribute software through any other system and a licensee cannot impose that choice.

This section is intended to make thoroughly clear what is believed to be a consequence of the rest of this License.

Each version is given a distinguishing version number. If the Library specifies a version number of this License which applies to it and "any later version", you have the option of following the terms and conditions either of that version or of any later version published by the Free Software Foundation. If the Library does not specify a license version number, you may choose any version ever published by the Free Software Foundation.

NO WARRANTY

END OF TERMS AND CONDITIONS

How to Apply These Terms to Your New Libraries

If you develop a new library, and you want it to be of the greatest possible use to the public, we recommend



making it free software that everyone can redistribute and change. You can do so by permitting redistribution under these terms (or, alternatively, under the terms of the ordinary General Public License).

To apply these terms, attach the following notices to the library. It is safest to attach them to the start of each source file to most effectively convey the exclusion of warranty; and each file should have at least the "copyright" line and a pointer to where the full notice is found.

one line to give the library's name and an idea of what it does.

Copyright (C) year name of author

This library is free software; you can redistribute it and/or modify it under the terms of the GNU Lesser General Public License as published by the Free Software Foundation; either version 2.1 of the License, or (at your option) any later version.

This library is distributed in the hope that it will be useful, but WITHOUT ANY WARRANTY; without even the implied warranty of MERCHANTABILITY or FITNESS FOR A PARTICULAR PURPOSE. See the GNU Lesser General Public License for more details.

You should have received a copy of the GNU Lesser General Public License along with this library; if not, write to the Free Software Foundation, Inc., 59 Temple Place, Suite 330, Boston, MA 02111-1307 USA

Also add information on how to contact you by electronic and paper mail.

You should also get your employer (if you work as a programmer) or your school, if any, to sign a "copyright disclaimer" for the library, if necessary. Here is a sample; alter the names:

Yoyodyne, Inc., hereby disclaims all copyright interest in the library `Frob' (a library for tweaking knobs) written by James Random Hacker.

signature of Ty Coon, 1 April 1990 Ty Coon, President of Vice

That's all there is to it!

Boost

URL: <http://www.boost.org/>

Boost Software License - Version 1.0 - August 17th, 2003

Permission is hereby granted, free of charge, to any person or organization

obtaining a copy of the software and accompanying documentation covered by

this license (the "Software") to use, reproduce, display, distribute,

execute, and transmit the Software, and to prepare

derivative works of the

Software, and to permit third-parties to whom the Software is furnished to

do so, all subject to the following:

The copyright notices in the Software and this entire statement, including

the above license grant, this restriction and the following disclaimer,

must be included in all copies of the Software, in whole or in part, and

all derivative works of the Software, unless such copies or derivative

works are solely in the form of machine-executable object code generated by

a source language processor.

THE SOFTWARE IS PROVIDED "AS IS", WITHOUT WARRANTY OF ANY KIND, EXPRESS OR

IMPLIED, INCLUDING BUT NOT LIMITED TO THE WARRANTIES OF MERCHANTABILITY,

FITNESS FOR A PARTICULAR PURPOSE, TITLE AND NON-INFRINGEMENT. IN NO EVENT

SHALL THE COPYRIGHT HOLDERS OR ANYONE DISTRIBUTING THE SOFTWARE BE LIABLE

FOR ANY DAMAGES OR OTHER LIABILITY, WHETHER IN CONTRACT, TORT OR OTHERWISE,

ARISING FROM, OUT OF OR IN CONNECTION WITH THE SOFTWARE OR THE USE OR OTHER

DEALINGS IN THE SOFTWARE.

libcurl

URL: <http://curl.haxx.se/>

COPYRIGHT AND PERMISSION NOTICE

Copyright (c) 1996 - 2014, Daniel Stenberg, <daniel@haxx.se>.

All rights reserved.

Permission to use, copy, modify, and distribute this software for any purpose

with or without fee is hereby granted, provided that the above copyright

notice and this permission notice appear in all copies.

THE SOFTWARE IS PROVIDED "AS IS", WITHOUT WARRANTY OF ANY KIND, EXPRESS OR

IMPLIED, INCLUDING BUT NOT LIMITED TO THE WARRANTIES OF MERCHANTABILITY,

FITNESS FOR A PARTICULAR PURPOSE AND

NONINFRINGEMENT OF THIRD PARTY RIGHTS. IN NO EVENT SHALL THE AUTHORS OR COPYRIGHT HOLDERS BE LIABLE FOR ANY CLAIM, DAMAGES OR OTHER LIABILITY, WHETHER IN AN ACTION OF CONTRACT, TORT OR OTHERWISE, ARISING FROM, OUT OF OR IN CONNECTION WITH THE SOFTWARE OR THE USE OR OTHER DEALINGS IN THE SOFTWARE.

Except as contained in this notice, the name of a copyright holder shall not

be used in advertising or otherwise to promote the sale, use or other dealings

in this Software without prior written authorization of the copyright holder.

libcurl - lib/krb5.c

URL:

<https://github.com/bagder/curl/blob/master/lib/krb5.c>

/\* GSSAPI/krb5 support for FTP - loosely based on old krb4.c

\*

\* Copyright (c) 1995, 1996, 1997, 1998, 1999, 2013 Kungliga Tekniska Högskolan

\* (Royal Institute of Technology, Stockholm, Sweden).

\* Copyright (c) 2004 - 2012 Daniel Stenberg

\* All rights reserved.

\*

\* Redistribution and use in source and binary forms, with or without

\* modification, are permitted provided that the following conditions

\* are met:

\*

\* 1. Redistributions of source code must retain the above copyright

\* notice, this list of conditions and the following disclaimer.

\*

\* 2. Redistributions in binary form must reproduce the above copyright

\* notice, this list of conditions and the following disclaimer in the

\* documentation and/or other materials provided with the distribution.

\*

\* 3. Neither the name of the Institute nor the names of its contributors

\* may be used to endorse or promote products derived from this software

\* without specific prior written permission.

\*

\* THIS SOFTWARE IS PROVIDED BY THE INSTITUTE AND CONTRIBUTORS ``AS IS" AND

\* ANY EXPRESS OR IMPLIED WARRANTIES, INCLUDING, BUT NOT LIMITED TO, THE

\* IMPLIED WARRANTIES OF MERCHANTABILITY AND FITNESS FOR A PARTICULAR PURPOSE

\* ARE DISCLAIMED. IN NO EVENT SHALL THE INSTITUTE OR CONTRIBUTORS BE LIABLE

\* FOR ANY DIRECT, INDIRECT, INCIDENTAL, SPECIAL, EXEMPLARY, OR CONSEQUENTIAL

\* DAMAGES (INCLUDING, BUT NOT LIMITED TO, PROCUREMENT OF SUBSTITUTE GOODS

\* OR SERVICES; LOSS OF USE, DATA, OR PROFITS; OR BUSINESS INTERRUPTION)

\* HOWEVER CAUSED AND ON ANY THEORY OF LIABILITY, WHETHER IN CONTRACT, STRICT

\* LIABILITY, OR TORT (INCLUDING NEGLIGENCE OR OTHERWISE) ARISING IN ANY WAY

\* OUT OF THE USE OF THIS SOFTWARE, EVEN IF ADVISED OF THE POSSIBILITY OF

\* SUCH DAMAGE. \*/

libcurl - lib/security.c

URL:

<https://github.com/bagder/curl/blob/master/lib/security.c>

/\* This source code was modified by Martin Hedenfalk <mhe@stacken.kth.se> for

\* use in Curl. His latest changes were done 2000-09-18.

\*

\* It has since been patched and modified a lot by Daniel Stenberg

\* <daniel@haxx.se> to make it better applied to curl conditions, and to make

\* it not use globals, pollute name space and more. This source code awaits a

\* rewrite to work around the paragraph 2 in the BSD licenses as explained

\* below.

\*

\* Copyright (c) 1998, 1999, 2013 Kungliga Tekniska Högskolan

\* (Royal Institute of Technology, Stockholm, Sweden).



\*  
 \* Copyright (C) 2001 - 2013, Daniel Stenberg,  
 <daniel@haxx.se>, et al.  
 \*  
 \* All rights reserved.  
 \*  
 \* Redistribution and use in source and binary forms, with  
 or without  
 \* modification, are permitted provided that the following  
 conditions  
 \* are met:  
 \*  
 \* 1. Redistributions of source code must retain the above  
 copyright  
 \* notice, this list of conditions and the following  
 disclaimer.  
 \*  
 \* 2. Redistributions in binary form must reproduce the  
 above copyright  
 \* notice, this list of conditions and the following  
 disclaimer in the  
 \* documentation and/or other materials provided with  
 the distribution.  
 \*  
 \* 3. Neither the name of the Institute nor the names of its  
 contributors  
 \* may be used to endorse or promote products derived  
 from this software  
 \* without specific prior written permission.  
 \*  
 \* THIS SOFTWARE IS PROVIDED BY THE INSTITUTE  
 AND CONTRIBUTORS ``AS IS" AND  
 \* ANY EXPRESS OR IMPLIED WARRANTIES,  
 INCLUDING, BUT NOT LIMITED TO, THE  
 \* IMPLIED WARRANTIES OF MERCHANTABILITY  
 AND FITNESS FOR A PARTICULAR PURPOSE  
 \* ARE DISCLAIMED. IN NO EVENT SHALL THE  
 INSTITUTE OR CONTRIBUTORS BE LIABLE  
 \* FOR ANY DIRECT, INDIRECT, INCIDENTAL,  
 SPECIAL, EXEMPLARY, OR CONSEQUENTIAL  
 \* DAMAGES (INCLUDING, BUT NOT LIMITED TO,  
 PROCUREMENT OF SUBSTITUTE GOODS  
 \* OR SERVICES; LOSS OF USE, DATA, OR PROFITS;  
 OR BUSINESS INTERRUPTION)  
 \* HOWEVER CAUSED AND ON ANY THEORY OF  
 LIABILITY, WHETHER IN CONTRACT, STRICT  
 \* LIABILITY, OR TORT (INCLUDING NEGLIGENCE OR

OTHERWISE) ARISING IN ANY WAY

\* OUT OF THE USE OF THIS SOFTWARE, EVEN IF  
 ADVISED OF THE POSSIBILITY OF  
 \* SUCH DAMAGE. \*/

David M. Gay's floating point routines

URL: <http://www.netlib.org/fp/>

/\*\*\*\*\*  
 \*  
 \* The author of this software is David M. Gay.  
 \*  
 \* Copyright (c) 1991, 2000, 2001 by Lucent  
 Technologies.  
 \*  
 \* Permission to use, copy, modify, and distribute this  
 software for any  
 \* purpose without fee is hereby granted, provided that  
 this entire notice  
 \* is included in all copies of any software which is or  
 includes a copy  
 \* or modification of this software and in all copies of the  
 supporting  
 \* documentation for such software.  
 \*  
 \* THIS SOFTWARE IS BEING PROVIDED "AS IS",  
 WITHOUT ANY EXPRESS OR IMPLIED  
 \* WARRANTY. IN PARTICULAR, NEITHER THE  
 AUTHOR NOR LUCENT MAKES ANY  
 \* REPRESENTATION OR WARRANTY OF ANY KIND  
 CONCERNING THE MERCHANTABILITY  
 \* OF THIS SOFTWARE OR ITS FITNESS FOR ANY  
 PARTICULAR PURPOSE.  
 \*  
 \*\*\*\*\*/

dynamic annotations

URL:

<http://code.google.com/p/data-race-test/wiki/DynamicAnnotations>

/\* Copyright (c) 2008-2009, Google Inc.

\* All rights reserved.

\*

\* Redistribution and use in source and binary forms, with  
 or without

\* modification, are permitted provided that the following  
 conditions are

\* met:

\*

\* \* Redistributions of source code must retain the above copyright

\* notice, this list of conditions and the following disclaimer.

\* \* Neither the name of Google Inc. nor the names of its

\* contributors may be used to endorse or promote products derived from

\* this software without specific prior written permission.

\*

\* THIS SOFTWARE IS PROVIDED BY THE COPYRIGHT HOLDERS AND CONTRIBUTORS

\* "AS IS" AND ANY EXPRESS OR IMPLIED WARRANTIES, INCLUDING, BUT NOT

\* LIMITED TO, THE IMPLIED WARRANTIES OF MERCHANTABILITY AND FITNESS FOR

\* A PARTICULAR PURPOSE ARE DISCLAIMED. IN NO EVENT SHALL THE COPYRIGHT

\* OWNER OR CONTRIBUTORS BE LIABLE FOR ANY DIRECT, INDIRECT, INCIDENTAL,

\* SPECIAL, EXEMPLARY, OR CONSEQUENTIAL DAMAGES (INCLUDING, BUT NOT

\* LIMITED TO, PROCUREMENT OF SUBSTITUTE GOODS OR SERVICES; LOSS OF USE,

\* DATA, OR PROFITS; OR BUSINESS INTERRUPTION) HOWEVER CAUSED AND ON ANY

\* THEORY OF LIABILITY, WHETHER IN CONTRACT, STRICT LIABILITY, OR TORT

\* (INCLUDING NEGLIGENCE OR OTHERWISE) ARISING IN ANY WAY OUT OF THE USE

\* OF THIS SOFTWARE, EVEN IF ADVISED OF THE POSSIBILITY OF SUCH DAMAGE.

\*

\* ---

\* Author: Kostya Serebryany

\*/

libevent

URL: <http://libevent.org/>

Libevent is available for use under the following license, commonly known

as the 3-clause (or "modified") BSD license:

=====

Copyright (c) 2000-2007 Niels Provos  
<provos@citi.umich.edu>

Copyright (c) 2007-2010 Niels Provos and Nick Mathewson

Redistribution and use in source and binary forms, with or without

modification, are permitted provided that the following conditions

are met:

notice, this list of conditions and the following disclaimer.

notice, this list of conditions and the following disclaimer in the

documentation and/or other materials provided with the distribution.

derived from this software without specific prior written permission.

THIS SOFTWARE IS PROVIDED BY THE AUTHOR  
"AS IS" AND ANY EXPRESS OR

IMPLIED WARRANTIES, INCLUDING, BUT NOT  
LIMITED TO, THE IMPLIED WARRANTIES

OF MERCHANTABILITY AND FITNESS FOR A  
PARTICULAR PURPOSE ARE DISCLAIMED.

IN NO EVENT SHALL THE AUTHOR BE LIABLE FOR  
ANY DIRECT, INDIRECT,

INCIDENTAL, SPECIAL, EXEMPLARY, OR  
CONSEQUENTIAL DAMAGES (INCLUDING, BUT

NOT LIMITED TO, PROCUREMENT OF SUBSTITUTE  
GOODS OR SERVICES; LOSS OF USE,

DATA, OR PROFITS; OR BUSINESS INTERRUPTION)  
HOWEVER CAUSED AND ON ANY

THEORY OF LIABILITY, WHETHER IN CONTRACT,  
STRICT LIABILITY, OR TORT

(INCLUDING NEGLIGENCE OR OTHERWISE) ARISING  
IN ANY WAY OUT OF THE USE OF

THIS SOFTWARE, EVEN IF ADVISED OF THE  
POSSIBILITY OF SUCH DAMAGE.

=====

Portions of Libevent are based on works by others, also made available by

them under the three-clause BSD license above. The copyright notices are

available in the corresponding source files; the license is as above. Here's

a list:

Copyright (c) 2000 Dug Song <dugsong@monkey.org>  
 Copyright (c) 1993 The Regents of the University of California.  
 Copyright (c) 1998 Todd C. Miller  
 <Todd.Miller@courtesan.com>  
 Copyright (c) 2003 Michael A. Davis  
 <mike@datanerds.net>  
 Copyright (c) 2007 Sun Microsystems  
 Copyright (c) 2006 Maxim Yegorushkin  
 <maxim.yegorushkin@gmail.com>  
 Copyright 2002 Niels Provos <provos@citi.umich.edu>

Netscape Portable Runtime (NSPR)

URL: <http://www.mozilla.org/projects/nspr/>

/\* \*\*\*\*\* BEGIN LICENSE BLOCK \*\*\*\*\*

\* Version: MPL 1.1/GPL 2.0/LGPL 2.1

\*

\* The contents of this file are subject to the Mozilla Public License Version

\* 1.1 (the "License"); you may not use this file except in compliance with

\* the License. You may obtain a copy of the License at

\* <http://www.mozilla.org/MPL/>

\*

\* Software distributed under the License is distributed on an "AS IS" basis,

\* WITHOUT WARRANTY OF ANY KIND, either express or implied. See the License

\* for the specific language governing rights and limitations under the

\* License.

\*

\* The Original Code is the Netscape Portable Runtime (NSPR).

\*

\* The Initial Developer of the Original Code is

\* Netscape Communications Corporation.

\* Portions created by the Initial Developer are Copyright (C) 1998-2000

\* the Initial Developer. All Rights Reserved.

\*

\* Contributor(s):

\*

\* Alternatively, the contents of this file may be used

under the terms of

\* either the GNU General Public License Version 2 or later (the "GPL"), or

\* the GNU Lesser General Public License Version 2.1 or later (the "LGPL"),

\* in which case the provisions of the GPL or the LGPL are applicable instead

\* of those above. If you wish to allow use of your version of this file only

\* under the terms of either the GPL or the LGPL, and not to allow others to

\* use your version of this file under the terms of the MPL, indicate your

\* decision by deleting the provisions above and replace them with the notice

\* and other provisions required by the GPL or the LGPL. If you do not delete

\* the provisions above, a recipient may use your version of this file under

\* the terms of any one of the MPL, the GPL or the LGPL.

\*

\* \*\*\*\*\* END LICENSE BLOCK \*\*\*\*\* \*/

Paul Hsieh's SuperFastHash

URL: <http://www.azillionmonkeys.com/qed/hash.html>

Paul Hsieh OLD BSD license

Copyright (c) 2010, Paul Hsieh

All rights reserved.

Redistribution and use in source and binary forms, with or without modification,

are permitted provided that the following conditions are met:

\* Redistributions of source code must retain the above copyright notice, this

list of conditions and the following disclaimer.

\* Redistributions in binary form must reproduce the above copyright notice, this

list of conditions and the following disclaimer in the documentation and/or

other materials provided with the distribution.

\* Neither my name, Paul Hsieh, nor the names of any other contributors to the

code use may not be used to endorse or promote products derived from this

software without specific prior written permission.

THIS SOFTWARE IS PROVIDED BY THE COPYRIGHT HOLDERS AND CONTRIBUTORS "AS IS" AND

ANY EXPRESS OR IMPLIED WARRANTIES, INCLUDING, BUT NOT LIMITED TO, THE IMPLIED

WARRANTIES OF MERCHANTABILITY AND FITNESS FOR A PARTICULAR PURPOSE ARE

ANY DIRECT, INDIRECT, INCIDENTAL, SPECIAL, EXEMPLARY, OR CONSEQUENTIAL DAMAGES

(INCLUDING, BUT NOT LIMITED TO, PROCUREMENT OF SUBSTITUTE GOODS OR SERVICES;

LOSS OF USE, DATA, OR PROFITS; OR BUSINESS INTERRUPTION) HOWEVER CAUSED AND ON

ANY THEORY OF LIABILITY, WHETHER IN CONTRACT, STRICT LIABILITY, OR TORT

(INCLUDING NEGLIGENCE OR OTHERWISE) ARISING IN ANY WAY OUT OF THE USE OF THIS

SOFTWARE, EVEN IF ADVISED OF THE POSSIBILITY OF SUCH DAMAGE.

google-glog's symbolization library

URL: <https://github.com/google/glog>

Copyright (c) 2006, Google Inc.

All rights reserved.

Redistribution and use in source and binary forms, with or without modification, are permitted provided that the following conditions are met:

\* Redistributions of source code must retain the above copyright notice, this list of conditions and the following disclaimer.

\* Redistributions in binary form must reproduce the above copyright notice, this list of conditions and the following disclaimer in the documentation and/or other materials provided with the distribution.

\* Neither the name of Google Inc. nor the names of its contributors may be used to endorse or promote products derived from this software without specific prior written permission.

THIS SOFTWARE IS PROVIDED BY THE COPYRIGHT HOLDERS AND CONTRIBUTORS

"AS IS" AND ANY EXPRESS OR IMPLIED WARRANTIES, INCLUDING, BUT NOT

LIMITED TO, THE IMPLIED WARRANTIES OF MERCHANTABILITY AND FITNESS FOR

A PARTICULAR PURPOSE ARE DISCLAIMED. IN NO EVENT SHALL THE COPYRIGHT

OWNER OR CONTRIBUTORS BE LIABLE FOR ANY DIRECT, INDIRECT, INCIDENTAL,

SPECIAL, EXEMPLARY, OR CONSEQUENTIAL DAMAGES (INCLUDING, BUT NOT

LIMITED TO, PROCUREMENT OF SUBSTITUTE GOODS OR SERVICES; LOSS OF USE,

DATA, OR PROFITS; OR BUSINESS INTERRUPTION) HOWEVER CAUSED AND ON ANY

THEORY OF LIABILITY, WHETHER IN CONTRACT, STRICT LIABILITY, OR TORT

(INCLUDING NEGLIGENCE OR OTHERWISE) ARISING IN ANY WAY OUT OF THE USE

OF THIS SOFTWARE, EVEN IF ADVISED OF THE POSSIBILITY OF SUCH DAMAGE.

valgrind

URL: <http://valgrind.org>

Notice that the following BSD-style license applies to the Valgrind header

files used by Chromium (valgrind.h and memcheck.h). However, the rest of

Valgrind is licensed under the terms of the GNU General Public License,

version 2, unless otherwise indicated.

-----  
Copyright (C) 2000-2008 Julian Seward. All rights reserved.

Redistribution and use in source and binary forms, with or without

modification, are permitted provided that the following conditions

are met:

1. Redistributions of source code must retain the above copyright

notice, this list of conditions and the following disclaimer.

2. The origin of this software must not be misrepresented; you must

not claim that you wrote the original software. If you use this

software in a product, an acknowledgment in the product

documentation would be appreciated but is not

required.

3. Altered source versions must be plainly marked as such, and must not be misrepresented as being the original software.
4. The name of the author may not be used to endorse or promote products derived from this software without specific prior written permission.

THIS SOFTWARE IS PROVIDED BY THE AUTHOR  
"AS IS" AND ANY EXPRESS

OR IMPLIED WARRANTIES, INCLUDING, BUT NOT  
LIMITED TO, THE IMPLIED

WARRANTIES OF MERCHANTABILITY AND  
FITNESS FOR A PARTICULAR PURPOSE

ARE DISCLAIMED. IN NO EVENT SHALL THE  
AUTHOR BE LIABLE FOR ANY

DIRECT, INDIRECT, INCIDENTAL, SPECIAL,  
EXEMPLARY, OR CONSEQUENTIAL

DAMAGES (INCLUDING, BUT NOT LIMITED TO,  
PROCUREMENT OF SUBSTITUTE

GOODS OR SERVICES; LOSS OF USE, DATA, OR  
PROFITS; OR BUSINESS

INTERRUPTION) HOWEVER CAUSED AND ON ANY  
THEORY OF LIABILITY,

WHETHER IN CONTRACT, STRICT LIABILITY, OR  
TORT (INCLUDING

NEGLIGENCE OR OTHERWISE) ARISING IN ANY  
WAY OUT OF THE USE OF THIS

SOFTWARE, EVEN IF ADVISED OF THE  
POSSIBILITY OF SUCH DAMAGE.

Mozilla Personal Security Manager

URL:  
<http://mxr.mozilla.org/mozilla-central/source/security/manager/>

/\* \*\*\*\*\* BEGIN LICENSE BLOCK \*\*\*\*\*

\* Version: MPL 1.1/GPL 2.0/LGPL 2.1

\*

\* The contents of this file are subject to the Mozilla  
Public License Version

\* 1.1 (the "License"); you may not use this file except in  
compliance with

\* the License. You may obtain a copy of the License at

\* <http://www.mozilla.org/MPL/>

\*

\* Software distributed under the License is distributed on  
an "AS IS" basis,

\* WITHOUT WARRANTY OF ANY KIND, either express  
or implied. See the License

\* for the specific language governing rights and  
limitations under the

\* License.

\*

\* The Original Code is the Netscape security libraries.

\*

\* The Initial Developer of the Original Code is

\* Netscape Communications Corporation.

\* Portions created by the Initial Developer are Copyright  
(C) 2000

\* the Initial Developer. All Rights Reserved.

\*

\* Contributor(s):

\*

\* Alternatively, the contents of this file may be used  
under the terms of

\* either the GNU General Public License Version 2 or  
later (the "GPL"), or

\* the GNU Lesser General Public License Version 2.1 or  
later (the "LGPL"),

\* in which case the provisions of the GPL or the LGPL  
are applicable instead

\* of those above. If you wish to allow use of your version  
of this file only

\* under the terms of either the GPL or the LGPL, and not  
to allow others to

\* use your version of this file under the terms of the MPL,  
indicate your

\* decision by deleting the provisions above and replace  
them with the notice

\* and other provisions required by the GPL or the LGPL.  
If you do not delete

\* the provisions above, a recipient may use your version  
of this file under

\* the terms of any one of the MPL, the GPL or the LGPL.

\*

\* \*\*\*\*\* END LICENSE BLOCK \*\*\*\*\* \*/

Network Security Services (NSS)

URL: <http://www.mozilla.org/projects/security/pki/nss/>

/ \* \*\*\*\*\* BEGIN LICENSE BLOCK \*\*\*\*\*

\* Version: MPL 1.1/GPL 2.0/LGPL 2.1

\*

\* The contents of this file are subject to the Mozilla Public License Version

\* 1.1 (the "License"); you may not use this file except in compliance with

\* the License. You may obtain a copy of the License at

\* <http://www.mozilla.org/MPL/>

\*

\* Software distributed under the License is distributed on an "AS IS" basis,

\* WITHOUT WARRANTY OF ANY KIND, either express or implied. See the License

\* for the specific language governing rights and limitations under the

\* License.

\*

\* The Original Code is the Netscape security libraries.

\*

\* The Initial Developer of the Original Code is

\* Netscape Communications Corporation.

\* Portions created by the Initial Developer are Copyright (C) 1994-2000

\* the Initial Developer. All Rights Reserved.

\*

\* Contributor(s):

\*

\* Alternatively, the contents of this file may be used under the terms of

\* either the GNU General Public License Version 2 or later (the "GPL"), or

\* the GNU Lesser General Public License Version 2.1 or later (the "LGPL"),

\* in which case the provisions of the GPL or the LGPL are applicable instead

\* of those above. If you wish to allow use of your version of this file only

\* under the terms of either the GPL or the LGPL, and not to allow others to

\* use your version of this file under the terms of the MPL, indicate your

\* decision by deleting the provisions above and replace them with the notice

\* and other provisions required by the GPL or the LGPL. If you do not delete

\* the provisions above, a recipient may use your version of this file under

\* the terms of any one of the MPL, the GPL or the LGPL.

\*

\* \*\*\*\*\* END LICENSE BLOCK \*\*\*\*\* \*/

open-vcdiff

URL: <https://github.com/google/open-vcdiff>

Almost Native Graphics Layer Engine

URL: <http://code.google.com/p/angleproject/>

Copyright (C) 2002-2013 The ANGLE Project Authors.

All rights reserved.

Redistribution and use in source and binary forms, with or without modification, are permitted provided that the following conditions are met:

Redistributions of source code must retain the above copyright notice, this list of conditions and the following disclaimer.

Redistributions in binary form must reproduce the above copyright notice, this list of conditions and the following disclaimer in the documentation and/or other materials provided with the distribution.

Neither the name of TransGaming Inc., Google Inc., 3DLabs Inc. Ltd., nor the names of their contributors may be used to endorse or promote products derived from this software without specific prior written permission.

THIS SOFTWARE IS PROVIDED BY THE COPYRIGHT HOLDERS AND CONTRIBUTORS

"AS IS" AND ANY EXPRESS OR IMPLIED WARRANTIES, INCLUDING, BUT NOT

LIMITED TO, THE IMPLIED WARRANTIES OF MERCHANTABILITY AND FITNESS

FOR A PARTICULAR PURPOSE ARE DISCLAIMED. IN NO EVENT SHALL THE

COPYRIGHT OWNER OR CONTRIBUTORS BE LIABLE FOR ANY DIRECT, INDIRECT,

INCIDENTAL, SPECIAL, EXEMPLARY, OR CONSEQUENTIAL DAMAGES (INCLUDING,

BUT NOT LIMITED TO, PROCUREMENT OF SUBSTITUTE GOODS OR SERVICES;

LOSS OF USE, DATA, OR PROFITS; OR BUSINESS INTERRUPTION) HOWEVER

CAUSED AND ON ANY THEORY OF LIABILITY, WHETHER IN CONTRACT, STRICT

LIABILITY, OR TORT (INCLUDING NEGLIGENCE OR OTHERWISE) ARISING IN



ANY WAY OUT OF THE USE OF THIS SOFTWARE,  
EVEN IF ADVISED OF THE POSSIBILITY OF SUCH  
DAMAGE.

boringsssl

URL: <https://boringsssl.googleusercontent.com/boringsssl>

## LICENSE ISSUES

=====

The OpenSSL toolkit stays under a dual license, i.e.  
both the conditions of

the OpenSSL License and the original SSLeay license  
apply to the toolkit.

See below for the actual license texts. Actually both  
licenses are BSD-style

Open Source licenses. In case of any license issues  
related to OpenSSL

please contact [openssl-core@openssl.org](mailto:openssl-core@openssl.org).

## OpenSSL License

-----

/\* =====  
=====

\* Copyright (c) 1998-2011 The OpenSSL Project. All  
rights reserved.

\*

\* Redistribution and use in source and binary forms, with  
or without

\* modification, are permitted provided that the following  
conditions

\* are met:

\*

\* 1. Redistributions of source code must retain the above  
copyright

\* notice, this list of conditions and the following  
disclaimer.

\*

\* 2. Redistributions in binary form must reproduce the  
above copyright

\* notice, this list of conditions and the following  
disclaimer in

\* the documentation and/or other materials provided  
with the

\* distribution.

\*

\* 3. All advertising materials mentioning features or use  
of this

\* software must display the following acknowledgment:

\* "This product includes software developed by the  
OpenSSL Project

\* for use in the OpenSSL Toolkit.  
(<http://www.openssl.org/>)"

\*

\* 4. The names "OpenSSL Toolkit" and "OpenSSL  
Project" must not be used to

\* endorse or promote products derived from this  
software without

\* prior written permission. For written permission,  
please contact

\* [openssl-core@openssl.org](mailto:openssl-core@openssl.org).

\*

\* 5. Products derived from this software may not be  
called "OpenSSL"

\* nor may "OpenSSL" appear in their names without  
prior written

\* permission of the OpenSSL Project.

\*

\* 6. Redistributions of any form whatsoever must retain  
the following

\* acknowledgment:

\* "This product includes software developed by the  
OpenSSL Project

\* for use in the OpenSSL Toolkit  
(<http://www.openssl.org/>)"

\*

\* THIS SOFTWARE IS PROVIDED BY THE OpenSSL  
PROJECT ``AS IS" AND ANY

\* EXPRESSED OR IMPLIED WARRANTIES,  
INCLUDING, BUT NOT LIMITED TO, THE

\* IMPLIED WARRANTIES OF MERCHANTABILITY  
AND FITNESS FOR A PARTICULAR

\* PURPOSE ARE DISCLAIMED. IN NO EVENT SHALL  
THE OpenSSL PROJECT OR

\* ITS CONTRIBUTORS BE LIABLE FOR ANY DIRECT,  
INDIRECT, INCIDENTAL,

\* SPECIAL, EXEMPLARY, OR CONSEQUENTIAL  
DAMAGES (INCLUDING, BUT

\* NOT LIMITED TO, PROCUREMENT OF SUBSTITUTE  
GOODS OR SERVICES;

\* LOSS OF USE, DATA, OR PROFITS; OR BUSINESS  
INTERRUPTION)

\* HOWEVER CAUSED AND ON ANY THEORY OF  
LIABILITY, WHETHER IN CONTRACT,

\* STRICT LIABILITY, OR TORT (INCLUDING NEGLIGENCE OR OTHERWISE)  
 \* ARISING IN ANY WAY OUT OF THE USE OF THIS SOFTWARE, EVEN IF ADVISED  
 \* OF THE POSSIBILITY OF SUCH DAMAGE.  
 \* =====  
 =====  
 \*  
 \* This product includes cryptographic software written by Eric Young  
 \* (eay@cryptsoft.com). This product includes software written by Tim  
 \* Hudson (tjh@cryptsoft.com).  
 \*  
 \*/

# Original SSLeay License

-----  
 /\* Copyright (C) 1995-1998 Eric Young  
 (eay@cryptsoft.com)  
 \* All rights reserved.  
 \*  
 \* This package is an SSL implementation written  
 \* by Eric Young (eay@cryptsoft.com).  
 \* The implementation was written so as to conform with Netscapes SSL.  
 \*  
 \* This library is free for commercial and non-commercial use as long as  
 \* the following conditions are aheared to. The following conditions  
 \* apply to all code found in this distribution, be it the RC4, RSA,  
 \* lhash, DES, etc., code; not just the SSL code. The SSL documentation  
 \* included with this distribution is covered by the same copyright terms  
 \* except that the holder is Tim Hudson  
 (tjh@cryptsoft.com).  
 \*  
 \* Copyright remains Eric Young's, and as such any Copyright notices in  
 \* the code are not to be removed.  
 \* If this package is used in a product, Eric Young should be given attribution

\* as the author of the parts of the library used.  
 \* This can be in the form of a textual message at program startup or  
 \* in documentation (online or textual) provided with the package.  
 \*  
 \* Redistribution and use in source and binary forms, with or without  
 \* modification, are permitted provided that the following conditions  
 \* are met:  
 \* 1. Redistributions of source code must retain the copyright  
 \* notice, this list of conditions and the following disclaimer.  
 \* 2. Redistributions in binary form must reproduce the above copyright  
 \* notice, this list of conditions and the following disclaimer in the  
 \* documentation and/or other materials provided with the distribution.  
 \* 3. All advertising materials mentioning features or use of this software  
 \* must display the following acknowledgement:  
 \* "This product includes cryptographic software written by  
 \* Eric Young (eay@cryptsoft.com)"  
 \* The word 'cryptographic' can be left out if the rouines from the library  
 \* being used are not cryptographic related :-).  
 \* 4. If you include any Windows specific code (or a derivative thereof) from  
 \* the apps directory (application code) you must include an acknowledgement:  
 \* "This product includes software written by Tim Hudson (tjh@cryptsoft.com)"  
 \*  
 \* THIS SOFTWARE IS PROVIDED BY ERIC YOUNG ``AS IS" AND  
 \* ANY EXPRESS OR IMPLIED WARRANTIES, INCLUDING, BUT NOT LIMITED TO, THE  
 \* IMPLIED WARRANTIES OF MERCHANTABILITY AND FITNESS FOR A PARTICULAR PURPOSE  
 \* ARE DISCLAIMED. IN NO EVENT SHALL THE AUTHOR OR CONTRIBUTORS BE LIABLE  
 \* FOR ANY DIRECT, INDIRECT, INCIDENTAL, SPECIAL, EXEMPLARY, OR CONSEQUENTIAL  
 \* DAMAGES (INCLUDING, BUT NOT LIMITED TO,



## PROCUREMENT OF SUBSTITUTE GOODS

\* OR SERVICES; LOSS OF USE, DATA, OR PROFITS;  
OR BUSINESS INTERRUPTION)

\* HOWEVER CAUSED AND ON ANY THEORY OF  
LIABILITY, WHETHER IN CONTRACT, STRICT

\* LIABILITY, OR TORT (INCLUDING NEGLIGENCE OR  
OTHERWISE) ARISING IN ANY WAY

\* OUT OF THE USE OF THIS SOFTWARE, EVEN IF  
ADVISED OF THE POSSIBILITY OF

\* SUCH DAMAGE.

\*

\* The licence and distribution terms for any publically  
available version or

\* derivative of this code cannot be changed. i.e. this  
code cannot simply be

\* copied and put under another distribution licence

\* [including the GNU Public Licence.]

\*/

Brotli

URL: <https://github.com/google/brotli>

Google Cache Invalidation API

URL:

[https://chromium.googlesource.com/chromium/src/+/master/third\\_party/cacheinvalidation/README.chromium](https://chromium.googlesource.com/chromium/src/+/master/third_party/cacheinvalidation/README.chromium)

Crashpad

URL: <https://crashpad.chromium.org/>

drawElements Quality Program

URL:

<https://source.android.com/devices/graphics/testing.html>

dom-distiller-js

URL: <https://github.com/chromium/dom-distiller>

Copyright 2014 The Chromium Authors. All rights  
reserved.

Redistribution and use in source and binary forms, with or  
without

modification, are permitted provided that the following  
conditions are

met:

\* Redistributions of source code must retain the above  
copyright

notice, this list of conditions and the following disclaimer.

\* Redistributions in binary form must reproduce the  
above

copyright notice, this list of conditions and the following  
disclaimer

in the documentation and/or other materials provided with  
the

\* Neither the name of Google Inc. nor the names of its  
contributors may be used to endorse or promote products  
derived from

this software without specific prior written permission.

THIS SOFTWARE IS PROVIDED BY THE COPYRIGHT  
HOLDERS AND CONTRIBUTORS

"AS IS" AND ANY EXPRESS OR IMPLIED  
WARRANTIES, INCLUDING, BUT NOT

LIMITED TO, THE IMPLIED WARRANTIES OF  
MERCHANTABILITY AND FITNESS FOR

A PARTICULAR PURPOSE ARE DISCLAIMED. IN NO  
EVENT SHALL THE COPYRIGHT

OWNER OR CONTRIBUTORS BE LIABLE FOR ANY  
DIRECT, INDIRECT, INCIDENTAL,

SPECIAL, EXEMPLARY, OR CONSEQUENTIAL  
DAMAGES (INCLUDING, BUT NOT

LIMITED TO, PROCUREMENT OF SUBSTITUTE  
GOODS OR SERVICES; LOSS OF USE,

DATA, OR PROFITS; OR BUSINESS INTERRUPTION)  
HOWEVER CAUSED AND ON ANY

THEORY OF LIABILITY, WHETHER IN CONTRACT,  
STRICT LIABILITY, OR TORT

(INCLUDING NEGLIGENCE OR OTHERWISE) ARISING  
IN ANY WAY OUT OF THE USE

OF THIS SOFTWARE, EVEN IF ADVISED OF THE  
POSSIBILITY OF SUCH DAMAGE.

Parts of the following directories are available under  
Apache v2.0

src/de

Copyright (c) 2009-2011 Christian Kohlschütter

third\_party/gwt\_exporter

Copyright 2007 Timepedia.org

third\_party/gwt-2.5.1

Copyright 2008 Google

java/org/chromium/distiller/dev

Copyright 2008 Google

Apache License

Version 2.0, January 2004

<http://www.apache.org/licenses/>

## TERMS AND CONDITIONS FOR USE, REPRODUCTION, AND DISTRIBUTION

"License" shall mean the terms and conditions for use, reproduction, and distribution as defined by Sections 1 through 9 of this document.

"Licensor" shall mean the copyright owner or entity authorized by the copyright owner that is granting the License.

"Legal Entity" shall mean the union of the acting entity and all other entities that control, are controlled by, or are under common control with that entity. For the purposes of this definition, "control" means (i) the power, direct or indirect, to cause the direction or management of such entity, whether by contract or otherwise, or (ii) ownership of fifty percent (50%) or more of the outstanding shares, or (iii) beneficial ownership of such entity.

"You" (or "Your") shall mean an individual or Legal Entity exercising permissions granted by this License.

"Source" form shall mean the preferred form for making modifications, including but not limited to software source code, documentation source, and configuration files.

"Object" form shall mean any form resulting from mechanical transformation or translation of a Source form, including but not limited to compiled object code, generated documentation, and conversions to other media types.

"Work" shall mean the work of authorship, whether in Source or Object form, made available under the License, as indicated by a copyright notice that is included in or attached to the work (an example is provided in the Appendix below).

"Derivative Works" shall mean any work, whether in Source or Object form, that is based on (or derived from) the Work and for which the editorial revisions, annotations, elaborations, or other modifications represent, as a whole, an original work of authorship. For the purposes of this License, Derivative Works shall not include works that remain separable from, or merely link (or bind by name) to the interfaces of, the Work and Derivative Works thereof.

"Contribution" shall mean any work of authorship, including the original version of the Work and any modifications or additions to that Work or Derivative Works thereof, that is intentionally submitted to Licensor for inclusion in the Work by the copyright owner or by an individual or Legal Entity authorized to submit on behalf of the copyright owner. For the purposes of this definition, "submitted" means any form of electronic, verbal, or written communication sent to the Licensor or its representatives, including but not limited to communication on electronic mailing lists, source code control systems, and issue tracking systems that are managed by, or on behalf of, the Licensor for the purpose of discussing and improving the Work, but excluding communication that is conspicuously marked or otherwise designated in writing by the copyright owner as "Not a Contribution."

"Contributor" shall mean Licensor and any individual or Legal Entity on behalf of whom a Contribution has been received by Licensor and subsequently incorporated within the Work.

You must give any other recipients of the Work or Derivative Works a copy of this License; and

You must cause any modified files to carry prominent notices stating that You changed the files; and

You must retain, in the Source form of any Derivative Works that You distribute, all copyright, patent, trademark, and attribution notices from the Source form of the Work, excluding those notices that do not pertain to any part of the Derivative Works; and

If the Work includes a "NOTICE" text file as part of its distribution, then any Derivative Works that You distribute must include a readable copy of the attribution notices contained within such NOTICE file, excluding those notices that do not pertain to any part of the Derivative Works, in at least one of the following places: within a NOTICE text file distributed as part of the Derivative

Works; within the Source form or documentation, if provided along with the Derivative Works; or, within a display generated by the Derivative Works, if and wherever such third-party notices normally appear. The contents of the NOTICE file are for informational purposes only and do not modify the License. You may add Your own attribution notices within Derivative Works that You distribute, alongside or as an addendum to the NOTICE text from the Work, provided that such additional attribution notices cannot be construed as modifying the License.

You may add Your own copyright statement to Your modifications and may provide additional or different license terms and conditions for use, reproduction, or distribution of Your modifications, or for any such Derivative Works as a whole, provided Your use, reproduction, and distribution of the Work otherwise complies with the conditions stated in this License.

END OF TERMS AND CONDITIONS

Expat XML Parser

URL: <http://sourceforge.net/projects/expat/>

Copyright (c) 1998, 1999, 2000 Thai Open Source Software Center Ltd

and Clark Cooper

Copyright (c) 2001, 2002, 2003, 2004, 2005, 2006 Expat maintainers.

Permission is hereby granted, free of charge, to any person obtaining

a copy of this software and associated documentation files (the

"Software"), to deal in the Software without restriction, including

without limitation the rights to use, copy, modify, merge, publish,

distribute, sublicense, and/or sell copies of the Software, and to

permit persons to whom the Software is furnished to do so, subject to

the following conditions:

The above copyright notice and this permission notice shall be included

in all copies or substantial portions of the Software.

THE SOFTWARE IS PROVIDED "AS IS", WITHOUT

WARRANTY OF ANY KIND,

EXPRESS OR IMPLIED, INCLUDING BUT NOT LIMITED TO THE WARRANTIES OF

MERCHANTABILITY, FITNESS FOR A PARTICULAR PURPOSE AND NONINFRINGEMENT.

IN NO EVENT SHALL THE AUTHORS OR COPYRIGHT HOLDERS BE LIABLE FOR ANY

CLAIM, DAMAGES OR OTHER LIABILITY, WHETHER IN AN ACTION OF CONTRACT,

TORT OR OTHERWISE, ARISING FROM, OUT OF OR IN CONNECTION WITH THE

SOFTWARE OR THE USE OR OTHER DEALINGS IN THE SOFTWARE.

fips181

URL: <http://www.adel.nursat.kz/apg/>

Copyright (c) 1999, 2000, 2001, 2002

Adel I. Mirzazhanov. All rights reserved

Redistribution and use in source and binary forms, with or without

modification, are permitted provided that the following conditions

are met:

1.Redistributions of source code must retain the above copyright notice,

this list of conditions and the following disclaimer.

2.Redistributions in binary form must reproduce the above copyright

notice, this list of conditions and the following disclaimer in the

documentation and/or other materials provided with the distribution.

3.The name of the author may not be used to endorse or promote products

derived from this software without specific prior written permission.

THIS SOFTWARE IS PROVIDED BY THE AUTHOR ``AS IS" AND ANY EXPRESS

OR IMPLIED WARRANTIES, INCLUDING, BUT NOT LIMITED TO, THE IMPLIED

WARRANTIES OF MERCHANTABILITY AND FITNESS FOR A PARTICULAR PURPOSE

ARE DISCLAIMED. IN NO EVENT SHALL THE

AUTHOR BE LIABLE FOR ANY  
DIRECT, INDIRECT, INCIDENTAL, SPECIAL,  
EXEMPLARY, OR CONSEQUENTIAL  
DAMAGES (INCLUDING, BUT NOT LIMITED TO,  
PROCUREMENT OF SUBSTITUTE  
GOODS OR SERVICES; LOSS OF USE, DATA, OR  
PROFITS; OR BUSINESS  
INTERRUPTION) HOWEVER CAUSED AND ON  
ANY THEORY OF LIABILITY,  
WHETHER IN CONTRACT, STRICT LIABILITY, OR  
TORT (INCLUDING  
NEGLIGENCE OR OTHERWISE) ARISING IN ANY  
WAY OUT OF THE USE OF THIS  
SOFTWARE, EVEN IF ADVISED OF THE POSSIBILITY  
OF SUCH DAMAGE.

flac

URL:

<http://sourceforge.net/projects/flac/files/flac-src/flac-1.2.1-src/flac-1.2.1.tar.gz/download>

Copyright (C)

2000,2001,2002,2003,2004,2005,2006,2007 Josh  
Coalson

Redistribution and use in source and binary forms, with or  
without

modification, are permitted provided that the following  
conditions

are met:

- Redistributions of source code must retain the above  
copyright

notice, this list of conditions and the following disclaimer.

- Redistributions in binary form must reproduce the above  
copyright

notice, this list of conditions and the following disclaimer  
in the

documentation and/or other materials provided with the  
distribution.

- Neither the name of the Xiph.org Foundation nor the  
names of its

contributors may be used to endorse or promote products  
derived from

this software without specific prior written permission.

THIS SOFTWARE IS PROVIDED BY THE COPYRIGHT  
HOLDERS AND CONTRIBUTORS

“AS IS” AND ANY EXPRESS OR IMPLIED  
WARRANTIES, INCLUDING, BUT NOT

LIMITED TO, THE IMPLIED WARRANTIES OF  
MERCHANTABILITY AND FITNESS FOR

A PARTICULAR PURPOSE ARE DISCLAIMED. IN NO  
EVENT SHALL THE FOUNDATION OR

CONTRIBUTORS BE LIABLE FOR ANY DIRECT,  
INDIRECT, INCIDENTAL, SPECIAL,

EXEMPLARY, OR CONSEQUENTIAL DAMAGES  
(INCLUDING, BUT NOT LIMITED TO,

PROCUREMENT OF SUBSTITUTE GOODS OR  
SERVICES; LOSS OF USE, DATA, OR

PROFITS; OR BUSINESS INTERRUPTION) HOWEVER  
CAUSED AND ON ANY THEORY OF

LIABILITY, WHETHER IN CONTRACT, STRICT  
LIABILITY, OR TORT (INCLUDING

NEGLIGENCE OR OTHERWISE) ARISING IN ANY  
WAY OUT OF THE USE OF THIS

SOFTWARE, EVEN IF ADVISED OF THE POSSIBILITY  
OF SUCH DAMAGE.

harfbuzz-ng

URL: <http://harfbuzz.org>

HarfBuzz is licensed under the so-called "Old MIT"  
license. Details follow.

For parts of HarfBuzz that are licensed under different  
licenses see individual

files names COPYING in subdirectories where  
applicable.

Copyright © 2010,2011,2012 Google, Inc.

Copyright © 2012 Mozilla Foundation

Copyright © 2011 Codethink Limited

Copyright © 2008,2010 Nokia Corporation and/or its  
subsidiary(-ies)

Copyright © 2009 Keith Stribley

Copyright © 2009 Martin Hosken and SIL International

Copyright © 2007 Chris Wilson

Copyright © 2006 Behdad Esfahbod

Copyright © 2005 David Turner

Copyright © 2004,2007,2008,2009,2010 Red Hat, Inc.

For full copyright notices consult the individual files in the package.

Permission is hereby granted, without written agreement and without license or royalty fees, to use, copy, modify, and distribute this software and its documentation for any purpose, provided that the above copyright notice and the following two paragraphs appear in all copies of this software.

IN NO EVENT SHALL THE COPYRIGHT HOLDER BE LIABLE TO ANY PARTY FOR DIRECT, INDIRECT, SPECIAL, INCIDENTAL, OR CONSEQUENTIAL DAMAGES ARISING OUT OF THE USE OF THIS SOFTWARE AND ITS DOCUMENTATION, EVEN IF THE COPYRIGHT HOLDER HAS BEEN ADVISED OF THE POSSIBILITY OF SUCH

THE COPYRIGHT HOLDER SPECIFICALLY DISCLAIMS ANY WARRANTIES, INCLUDING, BUT NOT LIMITED TO, THE IMPLIED WARRANTIES OF MERCHANTABILITY AND FITNESS FOR A PARTICULAR PURPOSE. THE SOFTWARE PROVIDED HEREUNDER IS ON AN "AS IS" BASIS, AND THE COPYRIGHT HOLDER HAS NO OBLIGATION TO PROVIDE MAINTENANCE, SUPPORT, UPDATES, ENHANCEMENTS, OR MODIFICATIONS.

iccjpeg

URL: <http://www.ijg.org>

The authors make NO WARRANTY or representation, either express or implied, with respect to this software, its quality, accuracy, merchantability, or fitness for a particular purpose. This software is provided "AS IS", and you, its user, assume the entire risk as to its quality and

accuracy.

This software is copyright (C) 1991-1998, Thomas G. Lane.

All Rights Reserved except as specified below.

Permission is hereby granted to use, copy, modify, and distribute this

software (or portions thereof) for any purpose, without fee, subject to these

conditions:

(1) If any part of the source code for this software is distributed, then this

README file must be included, with this copyright and no-warranty notice

unaltered; and any additions, deletions, or changes to the original files

must be clearly indicated in accompanying documentation.

(2) If only executable code is distributed, then the accompanying

documentation must state that "this software is based in part on the work of

the Independent JPEG Group".

(3) Permission for use of this software is granted only if the user accepts

full responsibility for any undesirable consequences; the authors accept

NO LIABILITY for damages of any kind.

These conditions apply to any software derived from or based on the IJG code,

not just to the unmodified library. If you use our work, you ought to

acknowledge us.

Permission is NOT granted for the use of any IJG author's name or company name

in advertising or publicity relating to this software or products derived from it.

This software may be referred to only as "the Independent JPEG Group's software".

We specifically permit and encourage the use of this software as the basis of

commercial products, provided that all warranty or liability

claims are  
assumed by the product vendor.

icu  
URL: <http://site.icu-project.org/>

ICU License - ICU 1.8.1 and later

## COPYRIGHT AND PERMISSION NOTICE

Copyright (c) 1995-2014 International Business  
Machines Corporation and  
others

All rights reserved.

Permission is hereby granted, free of charge, to any  
person obtaining a

copy of this software and associated documentation  
files (the

"Software"), to deal in the Software without restriction,  
including

without limitation the rights to use, copy, modify, merge,  
publish,

distribute, and/or sell copies of the Software, and to  
permit persons to

whom the Software is furnished to do so, provided that  
the above

copyright notice(s) and this permission notice appear in  
all copies of

the Software and that both the above copyright  
notice(s) and this

permission notice appear in supporting documentation.

THE SOFTWARE IS PROVIDED "AS IS", WITHOUT  
WARRANTY OF ANY KIND, EXPRESS

OR IMPLIED, INCLUDING BUT NOT LIMITED TO THE  
WARRANTIES OF

MERCHANTABILITY, FITNESS FOR A PARTICULAR  
PURPOSE AND NONINFRINGEMENT OF

THIRD PARTY RIGHTS. IN NO EVENT SHALL THE  
COPYRIGHT HOLDER OR HOLDERS

INCLUDED IN THIS NOTICE BE LIABLE FOR ANY  
CLAIM, OR ANY SPECIAL INDIRECT

OR CONSEQUENTIAL DAMAGES, OR ANY

DAMAGES WHATSOEVER RESULTING FROM LOSS  
OF USE, DATA OR PROFITS, WHETHER IN AN  
ACTION OF CONTRACT, NEGLIGENCE OR  
OTHER TORTIOUS ACTION, ARISING OUT OF OR  
IN CONNECTION WITH THE USE OR  
PERFORMANCE OF THIS SOFTWARE.

Except as contained in this notice, the name of a  
copyright holder shall

not be used in advertising or otherwise to promote the  
sale, use or

other dealings in this Software without prior written  
authorization of

the copyright holder.

---

All trademarks and registered trademarks mentioned  
herein are the

property of their respective owners.

---

## Third-Party Software Licenses

This section contains third-party software notices  
and/or additional

terms for licensed third-party software components  
included within ICU

libraries.

### 1. Unicode Data Files and Software

## COPYRIGHT AND PERMISSION NOTICE

Copyright © 1991-2014 Unicode, Inc. All rights reserved.

Distributed under the Terms of Use in

<http://www.unicode.org/copyright.html>.

Permission is hereby granted, free of charge, to any  
person obtaining

a copy of the Unicode data files and any associated  
documentation

(the "Data Files") or Unicode software and any  
associated documentation

(the "Software") to deal in the Data Files or Software without restriction, including without limitation the rights to use, copy, modify, merge, publish, distribute, and/or sell copies of the Data Files or Software, and to permit persons to whom the Data Files or Software are furnished to do so, provided that (a) this copyright and permission notice appear with all copies of the Data Files or Software, (b) this copyright and permission notice appear in associated documentation, and (c) there is clear notice in each modified Data File or in the Software as well as in the documentation associated with the Data File(s) or Software that the data or software has been modified.

THE DATA FILES AND SOFTWARE ARE PROVIDED "AS IS", WITHOUT WARRANTY OF ANY KIND, EXPRESS OR IMPLIED, INCLUDING BUT NOT LIMITED TO THE WARRANTIES OF MERCHANTABILITY, FITNESS FOR A PARTICULAR PURPOSE AND NONINFRINGEMENT OF THIRD PARTY RIGHTS. IN NO EVENT SHALL THE COPYRIGHT HOLDER OR HOLDERS INCLUDED IN THIS NOTICE BE LIABLE FOR ANY CLAIM, OR ANY SPECIAL INDIRECT OR CONSEQUENTIAL DAMAGES, OR ANY DAMAGES WHATSOEVER RESULTING FROM LOSS OF USE, DATA OR PROFITS, WHETHER IN AN ACTION OF CONTRACT, NEGLIGENCE OR OTHER TORTIOUS ACTION, ARISING OUT OF OR IN CONNECTION WITH THE USE OR PERFORMANCE OF THE DATA FILES OR SOFTWARE.

Except as contained in this notice, the name of a copyright holder shall not be used in advertising or otherwise to promote the sale, use or other dealings in these Data Files or Software without prior written authorization of the copyright holder.

## 2. Chinese/Japanese Word Break Dictionary Data (cjdict.txt)

# The Google Chrome software developed by Google is licensed under the BSD licenses, as set forth below.

#

# The BSD License

# <http://opensource.org/licenses/bsd-license.php>

# Copyright (C) 2006-2008, Google Inc.

#

# All rights reserved.

#

# Redistribution and use in source and binary forms, with or without modification,

are permitted provided that the following conditions are met:

#

# Redistributions of source code must retain the above copyright notice, th

is list of conditions and the following disclaimer.

# Redistributions in binary form must reproduce the above copyright notice,

this list of conditions and the following disclaimer in the documentation and/or

other materials provided with the distribution.

# Neither the name of Google Inc. nor the names of its contributors may be

used to endorse or promote products derived from this software without specific

prior written permission.

#

#

# THIS SOFTWARE IS PROVIDED BY THE COPYRIGHT HOLDERS AND CONTRIBUTORS "AS IS" AND ANY EXPRESS OR IMPLIED WARRANTIES, INCLUDING, BUT NOT LIMITED TO, THE IMPLIED

WARRANTIES OF MERCHANTABILITY AND FITNESS FOR A PARTICULAR PURPOSE ARE DISCLAIMED.

IN NO EVENT SHALL THE COPYRIGHT HOLDER OR CONTRIBUTORS BE LIABLE FOR ANY DIRECT, INDIRECT, INCIDENTAL, SPECIAL, EXEMPLARY, OR CONSEQUENTIAL DAMAGES (INCLUDING

LOSS OF USE, DATA, OR PROFITS; OR BUSINESS INTERRUPTION) HOWEVER CAUSED AND ON ANY THEORY OF LIABILITY, WHETHER IN CONTRACT, STRICT LIABILITY, OR TORT (INCLUDING NEGLIGENCE OR OTHERWISE) ARISING IN ANY WAY OUT OF THE USE OF THIS SOFTWARE, BUT NOT LIMITED TO, PROCUREMENT OF SUBSTITUTE GOODS OR SERVICES; LOSS OF USE, DATA, OR PROFITS; OR BUSINESS INTERRUPTION)



HOWEVER CAUSED AND ON ANY THEORY OF LIABILITY, WHETHER IN CONTRACT, STRICT LIABILITY, OR TORT (INCLUDING NEGLIGENCE OR OTHERWISE) ARISING IN ANY WAY OUT OF THE USE OF THIS SOFTWARE, EVEN IF ADVISED OF THE POSSIBILITY OF SUCH DAMAGE.

#

#

# The word list in cjdict.txt are generated by combining three word lists

isted

# below with further processing for compound word breaking. The frequency

s generated

# with an iterative training against Google web corpora.

#

# \* Libtabe (Chinese)

# - [https://sourceforge.net/project/?group\\_id=1519](https://sourceforge.net/project/?group_id=1519)

# - Its license terms and conditions are shown below.

#

# \* IPADIC (Japanese)

# -

<http://chasen.aist-nara.ac.jp/chasen/distribution.html>

# - Its license terms and conditions are shown below.

#

# -----COPYING.libtabe ---- BEGIN-----

#

# /\*

# \* Copyright (c) 1999 TaBE Project.

# \* Copyright (c) 1999 Pai-Hsiang Hsiao.

# \* All rights reserved.

# \*

# \* Redistribution and use in source and binary forms, with or without

# \* modification, are permitted provided that the following conditions

# \* are met:

# \*

# \* . Redistributions of source code must retain the above copyright

# \* notice, this list of conditions and the following disclaimer.

# \* . Redistributions in binary form must reproduce the above copyright

# \* notice, this list of conditions and the following disclaimer in

# \* the documentation and/or other materials provided with the

# \* distribution.

# \* . Neither the name of the TaBE Project nor the names of its

# \* contributors may be used to endorse or promote products derived

# \* from this software without specific prior written permission.

# \*

# \* THIS SOFTWARE IS PROVIDED BY THE COPYRIGHT HOLDERS AND CONTRIBUTORS

# \* "AS IS" AND ANY EXPRESS OR IMPLIED WARRANTIES, INCLUDING, BUT NOT

# \* LIMITED TO, THE IMPLIED WARRANTIES OF MERCHANTABILITY AND FITNESS

# \* FOR A PARTICULAR PURPOSE ARE DISCLAIMED. IN NO EVENT SHALL THE

# \* REGENTS OR CONTRIBUTORS BE LIABLE FOR ANY DIRECT, INDIRECT,

# \* INCIDENTAL, SPECIAL, EXEMPLARY, OR CONSEQUENTIAL DAMAGES

# \* (INCLUDING, BUT NOT LIMITED TO, PROCUREMENT OF SUBSTITUTE GOODS OR

# \* SERVICES; LOSS OF USE, DATA, OR PROFITS; OR BUSINESS INTERRUPTION)

# \* HOWEVER CAUSED AND ON ANY THEORY OF LIABILITY, WHETHER IN CONTRACT,

# \* STRICT LIABILITY, OR TORT (INCLUDING NEGLIGENCE OR OTHERWISE)

# \* ARISING IN ANY WAY OUT OF THE USE OF THIS SOFTWARE, EVEN IF ADVISED

# \* OF THE POSSIBILITY OF SUCH DAMAGE.

# \*/

#

# /\*

# \* Copyright (c) 1999 Computer Systems and Communication Lab,

# \* Institute of Information Science, Academia Sinica.

# \* All rights reserved.

# \*

# \* Redistribution and use in source and binary forms, with or without



```

# * modification, are permitted provided that the
following conditions
# * are met:
# *
# * . Redistributions of source code must retain the
above copyright
# * notice, this list of conditions and the following
disclaimer.
# * . Redistributions in binary form must reproduce
the above copyright
# * notice, this list of conditions and the following
disclaimer in
# * the documentation and/or other materials
provided with the
# * distribution.
# * . Neither the name of the Computer Systems and
Communication Lab
# * nor the names of its contributors may be used to
endorse or
# * promote products derived from this software
without specific
# * prior written permission.
# *
# * THIS SOFTWARE IS PROVIDED BY THE
COPYRIGHT HOLDERS AND CONTRIBUTORS
# * "AS IS" AND ANY EXPRESS OR IMPLIED
WARRANTIES, INCLUDING, BUT NOT
# * LIMITED TO, THE IMPLIED WARRANTIES OF
MERCHANTABILITY AND FITNESS
# * FOR A PARTICULAR PURPOSE ARE
DISCLAIMED. IN NO EVENT SHALL THE
# * REGENTS OR CONTRIBUTORS BE LIABLE
FOR ANY DIRECT, INDIRECT,
# * INCIDENTAL, SPECIAL, EXEMPLARY, OR
CONSEQUENTIAL DAMAGES
# * (INCLUDING, BUT NOT LIMITED TO,
PROCUREMENT OF SUBSTITUTE GOODS OR
# * SERVICES; LOSS OF USE, DATA, OR
PROFITS; OR BUSINESS INTERRUPTION)
# * HOWEVER CAUSED AND ON ANY THEORY
OF LIABILITY, WHETHER IN CONTRACT,
# * STRICT LIABILITY, OR TORT (INCLUDING
NEGLIGENCE OR OTHERWISE)
# * ARISING IN ANY WAY OUT OF THE USE OF
THIS SOFTWARE, EVEN IF ADVISED
# * OF THE POSSIBILITY OF SUCH DAMAGE.
# */
#

```

```

# Copyright 1996 Chih-Hao Tsai @ Beckman
Institute, University of Illinois
# c-tsai4@uiuc.edu
http://casper.beckman.uiuc.edu/~c-tsai4
#
# -----COPYING.libtabe-----END-----
-----
-
#
#
# -----COPYING.ipadic-----BEGIN-----
-----
--
#
# Copyright 2000, 2001, 2002, 2003 Nara Institute of
Science
# and Technology. All Rights Reserved.
#
# Use, reproduction, and distribution of this software
is permitted.
# Any copy of this software, whether in its original
form or modified,
# must include both the above copyright notice and
the following
# paragraphs.
#
# Nara Institute of Science and Technology (NAIST),
# the copyright holders, disclaims all warranties with
regard to this
# software, including all implied warranties of
merchantability and
# fitness, in no event shall NAIST be liable for
# any special, indirect or consequential damages or
any damages
# whatsoever resulting from loss of use, data or
profits, whether in an
# action of contract, negligence or other tortuous
action, arising out
# of or in connection with the use or performance of
this software.
#
# A large portion of the dictionary entries
# originate from ICOT Free Software. The following
conditions for ICOT
# Free Software applies to the current dictionary as
well.

```

#

# Each User may also freely distribute the Program, whether in its

# original form or modified, to any third party or parties, PROVIDED

# that the provisions of Section 3 ("NO WARRANTY") will ALWAYS appear

# on, or be attached to, the Program, which is distributed substantially

# in the same form as set out herein and that such intended

# distribution, if actually made, will neither violate or otherwise

# contravene any of the laws and regulations of the countries having

# jurisdiction over the User or the intended distribution itself.

#

# NO WARRANTY

#

# The program was produced on an experimental basis in the course of the

# research and development conducted during the project and is provided

# to users as so produced on an experimental basis. Accordingly, the

# program is provided without any warranty whatsoever, whether express,

# implied, statutory or otherwise. The term "warranty" used herein

# includes, but is not limited to, any warranty of the quality,

# performance, merchantability and fitness for a particular purpose of

# the program and the nonexistence of any infringement or violation of

# any right of any third party.

#

# Each user of the program will agree and understand, and be deemed to

# have agreed and understood, that there is no warranty whatsoever for

# the program and, accordingly, the entire risk arising from or

# otherwise connected with the program is assumed by the user.

#

# Therefore, neither ICOT, the copyright holder, or

any other

# organization that participated in or was otherwise related to the

# development of the program and their respective officials, directors,

# officers and other employees shall be held liable for any and all

# damages, including, without limitation, general, special, incidental

# and consequential damages, arising out of or otherwise in connection

# with the use or inability to use the program or any product, material

# or result produced or otherwise obtained by using the program,

# regardless of whether they have been advised of, or otherwise had

# knowledge of, the possibility of such damages at any time during the

# project or thereafter. Each user will be deemed to have agreed to the

# foregoing by his or her commencement of use of the program. The term

# "use" as used herein includes, but is not limited to, the use,

# modification, copying and distribution of the program and the

# production of secondary products from the program.

#

# In the case where the program, whether in its original form or

# modified, was distributed or delivered to or received by a user from

# any person, organization or entity other than ICOT, unless it makes or

# grants independently of ICOT any specific warranty to the user in

# writing, such person, organization or entity, will also be exempted

# from and not be held liable to the user for any such damages as noted

# above as far as the program is concerned.

#

# -----COPYING.ipadic-----END-----

3. Lao Word Break Dictionary Data (laodict.txt)

Copyright (c) 2013 International Business Machines Corporation and others. All Rights Reserved.

Project: <http://code.google.com/p/lao-dictionary/>

Dictionary:  
<http://lao-dictionary.googlecode.com/git/Lao-Dictionary.txt>

License: <http://lao-dictionary.googlecode.com/git/Lao-Dictionary-LICEN>

(copied below)

This file is derived from the above dictionary, with slight modifications.

Copyright (C) 2013 Brian Eugene Wilson, Robert Martin Campbell.

All rights reserved.

Redistribution and use in source and binary forms, with or without modification, are permitted provided that the following conditions are met:

Redistributions of source code must retain the above copyright no

tice, this list of conditions and the following disclaimer. Redistributions

in binary form must reproduce the above copyright notice, this list of cond

itions and the following disclaimer in the documentation and/or other materi

als provided with the distribution.

THIS SOFTWARE IS PROVIDED BY THE COPYRIGHT HOLDERS AND CONTRIBUTORS "AS IS" AND ANY EXPRESS OR IMPLIED WARRANTIES, INCLUDING, BUT NOT LIMITED TO, THE IMPLIED WARRANTIES OF MERCHANTABILITY AND FITNESS FOR A PARTICULAR PURPOSE ARE DISCLAIMED. IN NO EVENT SHALL THE COPYRIGHT HOLDER OR CONTRIBUTORS BE LIABLE FOR ANY DIRECT, INDIRECT, INCIDENTAL, SPECIAL, EXEMPLARY, OR CONSEQUENTIAL DAMAGES

(INCLUDING, BUT NOT LIMITED TO, PROCUREMENT OF SUBSTITUTE GOODS OR SERVIC

ES; LOSS OF USE, DATA, OR PROFITS; OR BUSINESS INTERRUPTION) HOWEVER CAUSED A

ND ON ANY THEORY OF LIABILITY, WHETHER IN CONTRACT, STRICT LIABILITY, OR TORT

(INCLUDING NEGLIGENCE OR OTHERWISE) ARISING IN ANY WAY OUT OF THE USE OF

THIS SOFTWARE, EVEN IF ADVISED OF THE

POSSIBILITY OF SUCH DAMAGE.

4. Burmese Word Break Dictionary Data (burmesedict.txt)

Copyright (c) 2014 International Business Machines Corporation and others. All Rights Reserved.

This list is part of a project hosted at:

[github.com/kanyawtech/myanmar-karen-word-lists](https://github.com/kanyawtech/myanmar-karen-word-lists)

Copyright (c) 2013, LeRoy Benjamin Sharon

All rights reserved.

Redistribution and use in source and binary forms, with or without modifi

cation, are permitted provided that the following conditions are met:

Redistributions of source code must retain the above copyright notice,

this list of conditions and the following disclaimer.

Redistributions in binary form must reproduce the above copyright notic

e, this list of conditions and the following disclaimer in the documentation an

d/or other materials provided with the distribution.

Neither the name Myanmar Karen Word Lists, nor the names of its contributors may be used to endorse or promote products derived from this software without specific prior written permission.

THIS SOFTWARE IS PROVIDED BY THE COPYRIGHT HOLDERS AND CONTRIBUTORS "AS I

S" AND ANY EXPRESS OR IMPLIED WARRANTIES, INCLUDING, BUT NOT LIMITED TO, THE IMP

LIED WARRANTIES OF MERCHANTABILITY AND FITNESS FOR A PARTICULAR PURPOSE ARE

DISCLAIMED. IN NO EVENT SHALL THE COPYRIGHT HOLDER OR CONTRIBUTORS BE LIABLE FOR

ANY DIRECT, INDIRECT, INCIDENTAL, SPECIAL, EXEMPLARY, OR CONSEQUENTIAL DA

MAGES (INCLUDING, BUT NOT LIMITED TO, PROCUREMENT OF SUBSTITUTE GOODS OR SERVICE

ES; LOSS OF USE, DATA, OR PROFITS; OR BUSINESS INTERRUPTION) HOWEVER CAUSED A

ND ON ANY THEORY OF LIABILITY, WHETHER IN

CONTRACT, STRICT LIABILITY, OR TORT  
(INCLUDING NEGLIGENCE OR OTHERWISE) ARISING  
IN ANY WAY OUT OF THE USE OF  
THIS SOFTWARE, EVEN IF ADVISED OF THE  
POSSIBILITY OF SUCH DAMAGE.

---

## 5. Time Zone Database

ICU uses the public domain data and code derived  
from Time Zone Database

for its time zone support. The ownership of the TZ  
database is explained

in BCP 175: Procedure for Maintaining the Time Zone  
Database section 7.

### 1 - Database Ownership

The TZ database itself is not an IETF Contribution or  
an IETF

document. Rather it is a pre-existing and regularly  
updated work

that is in the public domain, and is intended to remain  
in the public

domain. Therefore, BCPs 78 [RFC5378] and 79  
[RFC3979] do not apply

to the TZ Database or contributions that individuals  
make to it.

Should any claims be made and substantiated against  
the TZ Database,

the organization that is providing the IANA  
Considerations defined in

this RFC, under the memorandum of understanding  
with the IETF,

currently ICANN, may act in accordance with all  
competent court

orders. No ownership claims will be made by ICANN or  
the IETF Trust

on the database or the code. Any person making a  
contribution to the

database or code waives all rights to future claims in  
that

contribution or in the TZ Database.

google-jstemplate

URL: <http://code.google.com/p/google-jstemplate/>

Khronos header files

URL: <http://www.khronos.org/registry>

Copyright (c) 2007-2010 The Khronos Group Inc.

Permission is hereby granted, free of charge, to any  
person obtaining a

copy of this software and/or associated documentation  
files (the

"Materials"), to deal in the Materials without restriction,  
including

without limitation the rights to use, copy, modify, merge,  
publish,

distribute, sublicense, and/or sell copies of the Materials,  
and to

permit persons to whom the Materials are furnished to do  
so, subject to

the following conditions:

The above copyright notice and this permission notice  
shall be included

in all copies or substantial portions of the Materials.

THE MATERIALS ARE PROVIDED "AS IS", WITHOUT  
WARRANTY OF ANY KIND,

EXPRESS OR IMPLIED, INCLUDING BUT NOT  
LIMITED TO THE WARRANTIES OF

MERCHANTABILITY, FITNESS FOR A PARTICULAR  
PURPOSE AND NONINFRINGEMENT.

IN NO EVENT SHALL THE AUTHORS OR COPYRIGHT  
HOLDERS BE LIABLE FOR ANY

CLAIM, DAMAGES OR OTHER LIABILITY, WHETHER  
IN AN ACTION OF CONTRACT,

TORT OR OTHERWISE, ARISING FROM, OUT OF OR  
IN CONNECTION WITH THE

MATERIALS OR THE USE OR OTHER DEALINGS IN  
THE MATERIALS.

SGI FREE SOFTWARE LICENSE B (Version 2.0, Sept.  
18, 2008)

Copyright (C) 1992 Silicon Graphics, Inc. All Rights  
Reserved.

Permission is hereby granted, free of charge, to any  
person obtaining a copy of

this software and associated documentation files (the "Software"), to deal in

the Software without restriction, including without limitation the rights to

use, copy, modify, merge, publish, distribute, sublicense, and/or sell copies

of the Software, and to permit persons to whom the Software is furnished to do

so, subject to the following conditions:

The above copyright notice including the dates of first publication and either

this permission notice or a reference to <http://oss.sgi.com/projects/FreeB/>

shall be included in all copies or substantial portions of the Software.

THE SOFTWARE IS PROVIDED "AS IS", WITHOUT WARRANTY OF ANY KIND, EXPRESS OR IMPLIED, INCLUDING BUT NOT LIMITED TO THE WARRANTIES OF MERCHANTABILITY, FITNESS FOR A PARTICULAR PURPOSE AND NONINFRINGEMENT. IN NO EVENT SHALL SILICON GRAPHICS, INC. BE LIABLE FOR ANY CLAIM, DAMAGES OR OTHER LIABILITY, WHETHER IN AN ACTION OF CONTRACT, TORT OR OTHERWISE, ARISING FROM, OUT OF OR IN CONNECTION WITH THE SOFTWARE OR THE USE OR OTHER DEALINGS IN THE SOFTWARE.

Except as contained in this notice, the name of Silicon Graphics, Inc. shall

not be used in advertising or otherwise to promote the sale, use or other

dealings in this Software without prior written authorization from Silicon

Graphics, Inc.

LevelDB: A Fast Persistent Key-Value Store

URL: <https://github.com/google/leveldb.git>

Copyright (c) 2011 The LevelDB Authors. All rights reserved.

Redistribution and use in source and binary forms, with or without

modification, are permitted provided that the following

conditions are

met:

\* Redistributions of source code must retain the above copyright

notice, this list of conditions and the following disclaimer.

\* Redistributions in binary form must reproduce the above

copyright notice, this list of conditions and the following disclaimer

in the documentation and/or other materials provided with the

\* Neither the name of Google Inc. nor the names of its contributors may be used to endorse or promote products derived from

this software without specific prior written permission.

THIS SOFTWARE IS PROVIDED BY THE COPYRIGHT HOLDERS AND CONTRIBUTORS

"AS IS" AND ANY EXPRESS OR IMPLIED WARRANTIES, INCLUDING, BUT NOT

LIMITED TO, THE IMPLIED WARRANTIES OF MERCHANTABILITY AND FITNESS FOR

A PARTICULAR PURPOSE ARE DISCLAIMED. IN NO EVENT SHALL THE COPYRIGHT

OWNER OR CONTRIBUTORS BE LIABLE FOR ANY DIRECT, INDIRECT, INCIDENTAL,

SPECIAL, EXEMPLARY, OR CONSEQUENTIAL DAMAGES (INCLUDING, BUT NOT

LIMITED TO, PROCUREMENT OF SUBSTITUTE GOODS OR SERVICES; LOSS OF USE,

DATA, OR PROFITS; OR BUSINESS INTERRUPTION) HOWEVER CAUSED AND ON ANY

THEORY OF LIABILITY, WHETHER IN CONTRACT, STRICT LIABILITY, OR TORT

(INCLUDING NEGLIGENCE OR OTHERWISE) ARISING IN ANY WAY OUT OF THE USE

OF THIS SOFTWARE, EVEN IF ADVISED OF THE POSSIBILITY OF SUCH DAMAGE.

The library to input, validate, and display addresses.

URL: <https://github.com/googlei18n/libaddressinput>

libjingle

URL: <http://www.webrtc.org>

libjpeg

URL: <http://www.iijg.org/>

-----  
----  
  
The authors make NO WARRANTY or representation,  
either express or implied,  
with respect to this software, its quality, accuracy,  
merchantability, or  
fitness for a particular purpose. This software is provided  
"AS IS", and you,  
its user, assume the entire risk as to its quality and  
accuracy.

This software is copyright (C) 1991-1998, Thomas G.  
Lane.

All Rights Reserved except as specified below.

Permission is hereby granted to use, copy, modify, and  
distribute this

software (or portions thereof) for any purpose, without  
fee, subject to these

conditions:

(1) If any part of the source code for this software is  
distributed, then this

README file must be included, with this copyright and no-  
warranty notice

unaltered; and any additions, deletions, or changes to the  
original files

must be clearly indicated in accompanying  
documentation.

(2) If only executable code is distributed, then the  
accompanying

documentation must state that "this software is based in  
part on the work of

the Independent JPEG Group".

(3) Permission for use of this software is granted only if  
the user accepts

full responsibility for any undesirable consequences; the  
authors accept

NO LIABILITY for damages of any kind.

These conditions apply to any software derived from or  
based on the IJG code,

not just to the unmodified library. If you use our work,  
you ought to

acknowledge us.

Permission is NOT granted for the use of any IJG  
author's name or company name

in advertising or publicity relating to this software or  
products derived from it.

This software may be referred to only as "the  
Independent JPEG Group's  
software".

We specifically permit and encourage the use of this  
software as the basis of

commercial products, provided that all warranty or liability  
claims are

assumed by the product vendor.

sole proprietor of its copyright holder, Aladdin Enterprises  
of Menlo Park, CA.

by the usual distribution terms of the Free Software  
Foundation; principally,

that you must include source code if you redistribute it.  
(See the file ansi2knr.c for

full details.)

However, since ansi2knr.c is not needed as part

of any program generated from the IJG code, this does  
not limit you more than

the foregoing paragraphs do.

The Unix configuration script "configure" was produced  
with GNU Autoconf.

It is copyright by the Free Software Foundation but is  
freely distributable.

The same holds for its supporting scripts (config.guess,  
config.sub,

ltconfig, ltmain.sh). Another support script, install-sh, is  
copyright

by M.I.T. but is also freely distributable.

It appears that the arithmetic coding option of the JPEG  
spec is covered by

patents owned by IBM, AT&T, and Mitsubishi. Hence  
arithmetic coding cannot

legally be used without obtaining one or more licenses.  
For this reason,

support for arithmetic coding has been removed from the  
free JPEG software.

(Since arithmetic coding provides only a marginal gain over the unpatented

Huffman code, it is unlikely that very many implementations will support it.)

So far as we are aware, there are no patent restrictions on the remaining

The IJG distribution formerly included code to read and write GIF files.

To avoid entanglement with the Unisys LZW patent, GIF reading support has

been removed altogether, and the GIF writer has been simplified to produce

"uncompressed GIFs". This technique does not use the LZW algorithm; the

resulting GIF files are larger than usual, but are readable by all standard

GIF decoders.

We are required to state that

"The Graphics Interchange Format(c) is the Copyright property of

CompuServe Incorporated. GIF(sm) is a Service Mark property of

CompuServe Incorporated."

-----  
----

Public License.

libjpeg-turbo

URL: <http://sourceforge.net/projects/libjpeg-turbo/>

libjpeg-turbo is licensed under a non-restrictive, BSD-style license

(see README.) The TurboJPEG/OSS wrapper (both C and Java versions) and

associated test programs bear a similar license, which is reproduced below:

Redistribution and use in source and binary forms, with or without

modification, are permitted provided that the following conditions are met:

- Redistributions of source code must retain the above copyright notice,

this list of conditions and the following disclaimer.

- Redistributions in binary form must reproduce the above copyright notice,

this list of conditions and the following disclaimer in the documentation

and/or other materials provided with the distribution.

- Neither the name of the libjpeg-turbo Project nor the names of its

contributors may be used to endorse or promote products derived from this

software without specific prior written permission.

THIS SOFTWARE IS PROVIDED BY THE COPYRIGHT HOLDERS AND CONTRIBUTORS "AS IS",

AND ANY EXPRESS OR IMPLIED WARRANTIES, INCLUDING, BUT NOT LIMITED TO, THE

IMPLIED WARRANTIES OF MERCHANTABILITY AND FITNESS FOR A PARTICULAR PURPOSE

ARE DISCLAIMED. IN NO EVENT SHALL THE COPYRIGHT HOLDERS OR CONTRIBUTORS BE

LIABLE FOR ANY DIRECT, INDIRECT, INCIDENTAL, SPECIAL, EXEMPLARY, OR

CONSEQUENTIAL DAMAGES (INCLUDING, BUT NOT LIMITED TO, PROCUREMENT OF

SUBSTITUTE GOODS OR SERVICES; LOSS OF USE, DATA, OR PROFITS; OR BUSINESS

INTERRUPTION) HOWEVER CAUSED AND ON ANY THEORY OF LIABILITY, WHETHER IN

CONTRACT, STRICT LIABILITY, OR TORT (INCLUDING NEGLIGENCE OR OTHERWISE)

ARISING IN ANY WAY OUT OF THE USE OF THIS SOFTWARE, EVEN IF ADVISED OF THE

POSSIBILITY OF SUCH DAMAGE.

International Phone Number Library

URL: <http://libphonenumber.googlecode.com/svn/trunk/>

Copyright (C) 2011 Google Inc.

Licensed under the Apache License, Version 2.0 (the "License");

you may not use this file except in compliance with the License.

You may obtain a copy of the License at



<http://www.apache.org/licenses/LICENSE-2.0>

Unless required by applicable law or agreed to in writing, software

distributed under the License is distributed on an "AS IS" BASIS,

WITHOUT WARRANTIES OR CONDITIONS OF ANY KIND, either express or implied.

See the License for the specific language governing permissions and

limitations under the License.

libpng

URL: <http://libpng.org/>

This copy of the libpng notices is provided for your convenience. In case of

any discrepancy between this copy and the notices in the file png.h that is

included in the libpng distribution, the latter shall prevail.

COPYRIGHT NOTICE, DISCLAIMER, and LICENSE:

If you modify libpng you may insert additional notices immediately following

this sentence.

This code is released under the libpng license.

libpng versions 1.0.7, July 1, 2000, through 1.2.54, November 12, 2015, are

Copyright (c) 2000-2002, 2004, 2006-2015 Glenn Randers-Pehrson, are

derived from libpng-1.0.6, and are distributed according to the same

disclaimer and license as libpng-1.0.6 with the following individuals

added to the list of Contributing Authors:

Simon-Pierre Cadieux

Eric S. Raymond

Cosmin Truta

Gilles Vollant

and with the following additions to the disclaimer:

There is no warranty against interference with your enjoyment of the

library or against infringement. There is no warranty that our

efforts or the library will fulfill any of your particular purposes

or needs. This library is provided with all faults, and the entire

risk of satisfactory quality, performance, accuracy, and effort is with

the user.

libpng versions 0.97, January 1998, through 1.0.6, March 20, 2000, are

Copyright (c) 1998-2000 Glenn Randers-Pehrson, are derived from

libpng-0.96, and are distributed according to the same disclaimer and

license as libpng-0.96, with the following individuals added to the list

of Contributing Authors:

Tom Lane

Glenn Randers-Pehrson

Willem van Schaik

libpng versions 0.89, June 1996, through 0.96, May 1997, are

Copyright (c) 1996-1997 Andreas Dilger, are derived from libpng-0.88,

and are distributed according to the same disclaimer and license as

libpng-0.88, with the following individuals added to the list of

Contributing Authors:

John Bowler

Kevin Bracey

Sam Bushell

Magnus Holmgren

Greg Roelofs

Tom Tanner



libpng versions 0.5, May 1995, through 0.88, January 1996, are

Copyright (c) 1995-1996 Guy Eric Schalnat, Group 42, Inc.

For the purposes of this copyright and license, "Contributing Authors"

is defined as the following set of individuals:

Andreas Dilger

Dave Martindale

Guy Eric Schalnat

Paul Schmidt

Tim Wegner

The PNG Reference Library is supplied "AS IS". The Contributing Authors

and Group 42, Inc. disclaim all warranties, expressed or implied,

including, without limitation, the warranties of merchantability and of

fitness for any purpose. The Contributing Authors and Group 42, Inc.

assume no liability for direct, indirect, incidental, special, exemplary,

or consequential damages, which may result from the use of the PNG

Reference Library, even if advised of the possibility of such damage.

Permission is hereby granted to use, copy, modify, and distribute this

source code, or portions hereof, for any purpose, without fee, subject

to the following restrictions:

1. The origin of this source code must not be misrepresented.

2. Altered versions must be plainly marked as such and must not

be misrepresented as being the original source.

3. This Copyright notice may not be removed or altered from any

source or altered source distribution.

The Contributing Authors and Group 42, Inc. specifically permit, without

fee, and encourage the use of this source code as a component to

supporting the PNG file format in commercial products. If you use this

source code in a product, acknowledgment is not required but would be

END OF COPYRIGHT NOTICE, DISCLAIMER, and LICENSE.

A "png\_get\_copyright" function is available, for convenient use in "about"

boxes and the like:

```
printf("%s", png_get_copyright(NULL));
```

Also, the PNG logo (in PNG format, of course) is supplied in the

files "pngbar.png.jpg" and "pngbar.jpg (88x31)" and "pngnow.png.jpg" (98x31).

Libpng is OSI Certified Open Source Software. OSI Certified Open Source is

a certification mark of the Open Source Initiative. OSI has not addressed

the additional disclaimers inserted at version 1.0.7.

Glenn Randers-Pehrson

glennrp at users.sourceforge.net

November 12, 2015

libsrtip

URL: <https://github.com/cisco/libsrtip>

/\*

\*

\* Copyright (c) 2001-2006 Cisco Systems, Inc.

\* All rights reserved.

\*

\* Redistribution and use in source and binary forms, with or without

\* modification, are permitted provided that the following conditions

\* are met:

\*

\* Redistributions of source code must retain the above copyright

\* notice, this list of conditions and the following disclaimer.

\*

\* Redistributions in binary form must reproduce the above

\* copyright notice, this list of conditions and the following

\* disclaimer in the documentation and/or other materials provided

\* with the distribution.

\*

\* Neither the name of the Cisco Systems, Inc. nor the names of its

\* contributors may be used to endorse or promote products derived

\* from this software without specific prior written permission.

\*

\* THIS SOFTWARE IS PROVIDED BY THE COPYRIGHT HOLDERS AND CONTRIBUTORS

\* "AS IS" AND ANY EXPRESS OR IMPLIED WARRANTIES, INCLUDING, BUT NOT

\* LIMITED TO, THE IMPLIED WARRANTIES OF MERCHANTABILITY AND FITNESS

\* FOR A PARTICULAR PURPOSE ARE DISCLAIMED. IN NO EVENT SHALL THE

\* COPYRIGHT HOLDERS OR CONTRIBUTORS BE LIABLE FOR ANY DIRECT,

\* INDIRECT, INCIDENTAL, SPECIAL, EXEMPLARY, OR CONSEQUENTIAL DAMAGES

\* (INCLUDING, BUT NOT LIMITED TO, PROCUREMENT OF SUBSTITUTE GOODS OR

\* SERVICES; LOSS OF USE, DATA, OR PROFITS; OR BUSINESS INTERRUPTION)

\* HOWEVER CAUSED AND ON ANY THEORY OF LIABILITY, WHETHER IN CONTRACT,

\* STRICT LIABILITY, OR TORT (INCLUDING NEGLIGENCE OR OTHERWISE)

\* ARISING IN ANY WAY OUT OF THE USE OF THIS SOFTWARE, EVEN IF ADVISED

\* OF THE POSSIBILITY OF SUCH DAMAGE.

\*

\*/

libusb

URL: <http://libusb.org>

libvpx

URL: <http://www.webmproject.org>

Copyright (c) 2010, The WebM Project authors. All rights reserved.

Redistribution and use in source and binary forms, with or without

modification, are permitted provided that the following conditions are

met:

\* Redistributions of source code must retain the above copyright

notice, this list of conditions and the following disclaimer.

\* Redistributions in binary form must reproduce the above copyright

notice, this list of conditions and the following disclaimer in

the documentation and/or other materials provided with the

distribution.

\* Neither the name of Google, nor the WebM Project, nor the names

of its contributors may be used to endorse or promote products

derived from this software without specific prior written permission.

THIS SOFTWARE IS PROVIDED BY THE COPYRIGHT HOLDERS AND CONTRIBUTORS

"AS IS" AND ANY EXPRESS OR IMPLIED WARRANTIES, INCLUDING, BUT NOT

LIMITED TO, THE IMPLIED WARRANTIES OF MERCHANTABILITY AND FITNESS FOR

A PARTICULAR PURPOSE ARE DISCLAIMED. IN NO EVENT SHALL THE COPYRIGHT

HOLDER OR CONTRIBUTORS BE LIABLE FOR ANY

DIRECT, INDIRECT, INCIDENTAL,  
SPECIAL, EXEMPLARY, OR CONSEQUENTIAL  
DAMAGES (INCLUDING, BUT NOT  
LIMITED TO, PROCUREMENT OF SUBSTITUTE  
GOODS OR SERVICES; LOSS OF USE,  
DATA, OR PROFITS; OR BUSINESS INTERRUPTION)  
HOWEVER CAUSED AND ON ANY  
THEORY OF LIABILITY, WHETHER IN CONTRACT,  
STRICT LIABILITY, OR TORT  
(INCLUDING NEGLIGENCE OR OTHERWISE) ARISING  
IN ANY WAY OUT OF THE USE  
OF THIS SOFTWARE, EVEN IF ADVISED OF THE  
POSSIBILITY OF SUCH DAMAGE.

WebP image encoder/decoder

URL: <http://developers.google.com/speed/webp>

Additional IP Rights Grant (Patents)

-----

"These implementations" means the copyrightable works  
that implement the WebM

codecs distributed by Google as part of the WebM  
Project.

Google hereby grants to you a perpetual, worldwide, non-  
exclusive, no-charge,

royalty-free, irrevocable (except as stated in this section)  
patent license to

make, have made, use, offer to sell, sell, import, transfer,  
and otherwise

run, modify and propagate the contents of these  
implementations of WebM, where

such license applies only to those patent claims, both  
currently owned by

Google and acquired in the future, licensable by Google  
that are necessarily

infringed by these implementations of WebM. This grant  
does not include claims

that would be infringed only as a consequence of further  
modification of these

or agree to the institution of patent litigation or any other  
patent

enforcement activity against any entity (including a cross-  
claim or

counterclaim in a lawsuit) alleging that any of these

implementations of WebM

or any code incorporated within any of these  
implementations of WebM

constitute direct or contributory patent infringement, or  
inducement of

patent infringement, then any patent rights granted to you  
under this License

for these implementations of WebM shall terminate as of  
the date such

litigation is filed.

libxml

URL: <http://xmlsoft.org>

Except where otherwise noted in the source code (e.g.  
the files hash.c,

with different Copyright notices) all the files are:

Copyright (C) 1998-2012 Daniel Veillard. All Rights  
Reserved.

Permission is hereby granted, free of charge, to any  
person obtaining a copy

of this software and associated documentation files (the  
"Software"), to deal

in the Software without restriction, including without  
limitation the rights

to use, copy, modify, merge, publish, distribute,  
sublicense, and/or sell

copies of the Software, and to permit persons to whom  
the Software is fur-

nished to do so, subject to the following conditions:

The above copyright notice and this permission notice  
shall be included in

all copies or substantial portions of the Software.

THE SOFTWARE IS PROVIDED "AS IS", WITHOUT  
WARRANTY OF ANY KIND, EXPRESS OR

IMPLIED, INCLUDING BUT NOT LIMITED TO THE  
WARRANTIES OF MERCHANTABILITY, FIT-

NESS FOR A PARTICULAR PURPOSE AND  
NONINFRINGEMENT. IN NO EVENT SHALL THE

AUTHORS OR COPYRIGHT HOLDERS BE LIABLE  
FOR ANY CLAIM, DAMAGES OR OTHER

LIABILITY, WHETHER IN AN ACTION OF CONTRACT,  
TORT OR OTHERWISE, ARISING FROM,

OUT OF OR IN CONNECTION WITH THE SOFTWARE  
OR THE USE OR OTHER DEALINGS IN  
THE SOFTWARE.

libxslt

URL: <http://xmlsoft.org/XSLT>

Licence for libxslt except libexslt

-----  
Copyright (C) 2001-2002 Daniel Veillard. All Rights Reserved.

Permission is hereby granted, free of charge, to any person obtaining a copy of this software and associated documentation files (the "Software"), to deal in the Software without restriction, including without limitation the rights to use, copy, modify, merge, publish, distribute, sublicense, and/or sell copies of the Software, and to permit persons to whom the Software is furnished to do so, subject to the following conditions:

The above copyright notice and this permission notice shall be included in all copies or substantial portions of the Software.

THE SOFTWARE IS PROVIDED "AS IS", WITHOUT WARRANTY OF ANY KIND, EXPRESS OR IMPLIED, INCLUDING BUT NOT LIMITED TO THE WARRANTIES OF MERCHANTABILITY, FITNESS FOR A PARTICULAR PURPOSE AND NONINFRINGEMENT. IN NO EVENT SHALL THE DANIEL VEILLARD BE LIABLE FOR ANY CLAIM, DAMAGES OR OTHER LIABILITY, WHETHER IN AN ACTION OF CONTRACT, TORT OR OTHERWISE, ARISING FROM, OUT OF OR IN CONNECTION WITH THE SOFTWARE OR THE USE OR OTHER DEALINGS IN THE SOFTWARE.

Except as contained in this notice, the name of Daniel Veillard shall not be used in advertising or otherwise to promote the sale, use or other dealings in this Software without prior written authorization from him.

Licence for libexslt

-----  
Copyright (C) 2001-2002 Thomas Broyer, Charlie Bozeman and Daniel Veillard.

All Rights Reserved.

Permission is hereby granted, free of charge, to any person obtaining a copy of this software and associated documentation files (the "Software"), to deal in the Software without restriction, including without limitation the rights to use, copy, modify, merge, publish, distribute, sublicense, and/or sell copies of the Software, and to permit persons to whom the Software is furnished to do so, subject to the following conditions:

The above copyright notice and this permission notice shall be included in all copies or substantial portions of the Software.

THE SOFTWARE IS PROVIDED "AS IS", WITHOUT WARRANTY OF ANY KIND, EXPRESS OR IMPLIED, INCLUDING BUT NOT LIMITED TO THE WARRANTIES OF MERCHANTABILITY, FITNESS FOR A PARTICULAR PURPOSE AND NONINFRINGEMENT. IN NO EVENT SHALL THE AUTHORS BE LIABLE FOR ANY CLAIM, DAMAGES OR OTHER LIABILITY, WHETHER IN AN ACTION OF CONTRACT, TORT OR OTHERWISE, ARISING FROM, OUT OF OR IN CONNECTION WITH THE SOFTWARE OR THE USE OR OTHER DEALINGS IN THE SOFTWARE.

Except as contained in this notice, the name of the authors shall not be used in advertising or otherwise to promote the sale, use or other dealings in this Software without prior written authorization from him.

libyuv

URL: <http://code.google.com/p/libyuv/>

Copyright 2011 The LibYuv Project Authors. All rights reserved.

Redistribution and use in source and binary forms, with or without

modification, are permitted provided that the following conditions are

met:

\* Redistributions of source code must retain the above copyright

notice, this list of conditions and the following disclaimer.

\* Redistributions in binary form must reproduce the above copyright

notice, this list of conditions and the following disclaimer in

the documentation and/or other materials provided with the

distribution.

\* Neither the name of Google nor the names of its contributors may

be used to endorse or promote products derived from this software

without specific prior written permission.

THIS SOFTWARE IS PROVIDED BY THE COPYRIGHT HOLDERS AND CONTRIBUTORS

"AS IS" AND ANY EXPRESS OR IMPLIED WARRANTIES, INCLUDING, BUT NOT

LIMITED TO, THE IMPLIED WARRANTIES OF MERCHANTABILITY AND FITNESS FOR

A PARTICULAR PURPOSE ARE DISCLAIMED. IN NO EVENT SHALL THE COPYRIGHT

HOLDER OR CONTRIBUTORS BE LIABLE FOR ANY DIRECT, INDIRECT, INCIDENTAL,

SPECIAL, EXEMPLARY, OR CONSEQUENTIAL DAMAGES (INCLUDING, BUT NOT

LIMITED TO, PROCUREMENT OF SUBSTITUTE GOODS OR SERVICES; LOSS OF USE,

DATA, OR PROFITS; OR BUSINESS INTERRUPTION) HOWEVER CAUSED AND ON ANY

THEORY OF LIABILITY, WHETHER IN CONTRACT, STRICT LIABILITY, OR TORT

(INCLUDING NEGLIGENCE OR OTHERWISE) ARISING IN ANY WAY OUT OF THE USE

OF THIS SOFTWARE, EVEN IF ADVISED OF THE POSSIBILITY OF SUCH DAMAGE.

linux-syscall-support

URL: <http://code.google.com/p/linux-syscall-support/>

// Copyright 2015 The Chromium Authors. All rights reserved.

//

// Redistribution and use in source and binary forms, with or without

// modification, are permitted provided that the following conditions are

// met:

//

// \* Redistributions of source code must retain the above copyright

// notice, this list of conditions and the following disclaimer.

// \* Redistributions in binary form must reproduce the above

// copyright notice, this list of conditions and the following disclaimer

// in the documentation and/or other materials provided with the

// distribution.

// \* Neither the name of Google Inc. nor the names of its

// contributors may be used to endorse or promote products derived from

// this software without specific prior written permission.

//

// THIS SOFTWARE IS PROVIDED BY THE COPYRIGHT HOLDERS AND CONTRIBUTORS

// "AS IS" AND ANY EXPRESS OR IMPLIED WARRANTIES, INCLUDING, BUT NOT

// LIMITED TO, THE IMPLIED WARRANTIES OF MERCHANTABILITY AND FITNESS FOR

// A PARTICULAR PURPOSE ARE DISCLAIMED. IN NO EVENT SHALL THE COPYRIGHT

// OWNER OR CONTRIBUTORS BE LIABLE FOR ANY DIRECT, INDIRECT, INCIDENTAL,

// SPECIAL, EXEMPLARY, OR CONSEQUENTIAL

DAMAGES (INCLUDING, BUT NOT  
// LIMITED TO, PROCUREMENT OF SUBSTITUTE  
GOODS OR SERVICES; LOSS OF USE,  
// DATA, OR PROFITS; OR BUSINESS  
INTERRUPTION) HOWEVER CAUSED AND ON ANY  
// THEORY OF LIABILITY, WHETHER IN CONTRACT,  
STRICT LIABILITY, OR TORT  
// (INCLUDING NEGLIGENCE OR OTHERWISE)  
ARISING IN ANY WAY OUT OF THE USE  
// OF THIS SOFTWARE, EVEN IF ADVISED OF THE  
POSSIBILITY OF SUCH DAMAGE.

LZ4 - Extremely fast compression  
URL: <https://code.google.com/p/lz4/>

LZ4 Library  
Copyright (c) 2011-2014, Yann Collet  
All rights reserved.

Redistribution and use in source and binary forms, with or  
without modification,

are permitted provided that the following conditions are  
met:

\* Redistributions of source code must retain the above  
copyright notice, this  
list of conditions and the following disclaimer.

\* Redistributions in binary form must reproduce the above  
copyright notice, this  
list of conditions and the following disclaimer in the  
documentation and/or  
other materials provided with the distribution.

THIS SOFTWARE IS PROVIDED BY THE COPYRIGHT  
HOLDERS AND CONTRIBUTORS "AS IS" AND  
ANY EXPRESS OR IMPLIED WARRANTIES,  
INCLUDING, BUT NOT LIMITED TO, THE IMPLIED  
WARRANTIES OF MERCHANTABILITY AND FITNESS  
FOR A PARTICULAR PURPOSE ARE  
ANY DIRECT, INDIRECT, INCIDENTAL, SPECIAL,  
EXEMPLARY, OR CONSEQUENTIAL DAMAGES  
(INCLUDING, BUT NOT LIMITED TO, PROCUREMENT  
OF SUBSTITUTE GOODS OR SERVICES;  
LOSS OF USE, DATA, OR PROFITS; OR BUSINESS  
INTERRUPTION) HOWEVER CAUSED AND ON

ANY THEORY OF LIABILITY, WHETHER IN  
CONTRACT, STRICT LIABILITY, OR TORT  
(INCLUDING NEGLIGENCE OR OTHERWISE) ARISING  
IN ANY WAY OUT OF THE USE OF THIS  
SOFTWARE, EVEN IF ADVISED OF THE POSSIBILITY  
OF SUCH DAMAGE.

LZMA SDK  
URL: <http://www.7-zip.org/sdk.html>  
LZMA SDK is placed in the public domain.

mesa  
URL: <http://www.mesa3d.org/>

The default Mesa license is as follows:

Copyright (C) 1999-2007 Brian Paul All Rights  
Reserved.

Permission is hereby granted, free of charge, to any  
person obtaining a

copy of this software and associated documentation files  
(the "Software"),

to deal in the Software without restriction, including  
without limitation

the rights to use, copy, modify, merge, publish, distribute,  
sublicense,

and/or sell copies of the Software, and to permit persons  
to whom the

Software is furnished to do so, subject to the following  
conditions:

The above copyright notice and this permission notice  
shall be included

in all copies or substantial portions of the Software.

THE SOFTWARE IS PROVIDED "AS IS", WITHOUT  
WARRANTY OF ANY KIND, EXPRESS

OR IMPLIED, INCLUDING BUT NOT LIMITED TO THE  
WARRANTIES OF MERCHANTABILITY,

FITNESS FOR A PARTICULAR PURPOSE AND  
NONINFRINGEMENT. IN NO EVENT SHALL

BRIAN PAUL BE LIABLE FOR ANY CLAIM, DAMAGES  
OR OTHER LIABILITY, WHETHER IN

AN ACTION OF CONTRACT, TORT OR OTHERWISE,  
ARISING FROM, OUT OF OR IN



CONNECTION WITH THE SOFTWARE OR THE USE  
OR OTHER DEALINGS IN THE SOFTWARE.

Some parts of Mesa are copyrighted under the GNU  
LGPL. See the

Mesa/docs/COPYRIGHT file for details.

modp base64 decoder

URL: <https://github.com/client9/stringencoders>

\* MODP\_B64 - High performance base64  
encoder/decoder

\* Version 1.3 -- 17-Mar-2006

\* <http://modp.com/release/base64>

\*

\* Copyright (c) 2005, 2006 Nick Galbreath -- nickg [at]  
modp [dot] com

\* All rights reserved.

\*

\* Redistribution and use in source and binary forms, with  
or without

\* modification, are permitted provided that the following  
conditions are

\* met:

\*

\* Redistributions of source code must retain the above  
copyright

\* notice, this list of conditions and the following  
disclaimer.

\*

\* Redistributions in binary form must reproduce the  
above copyright

\* notice, this list of conditions and the following  
disclaimer in the

\* documentation and/or other materials provided with  
the distribution.

\*

\* Neither the name of the modp.com nor the names of  
its

\* contributors may be used to endorse or promote  
products derived from

\* this software without specific prior written permission.

\*

\* THIS SOFTWARE IS PROVIDED BY THE  
COPYRIGHT HOLDERS AND CONTRIBUTORS

\* "AS IS" AND ANY EXPRESS OR IMPLIED

WARRANTIES, INCLUDING, BUT NOT

\* LIMITED TO, THE IMPLIED WARRANTIES OF  
MERCHANTABILITY AND FITNESS FOR

\* A PARTICULAR PURPOSE ARE DISCLAIMED. IN NO  
EVENT SHALL THE COPYRIGHT

\* OWNER OR CONTRIBUTORS BE LIABLE FOR ANY  
DIRECT, INDIRECT, INCIDENTAL,

\* SPECIAL, EXEMPLARY, OR CONSEQUENTIAL  
DAMAGES (INCLUDING, BUT NOT

\* LIMITED TO, PROCUREMENT OF SUBSTITUTE  
GOODS OR SERVICES; LOSS OF USE,

\* DATA, OR PROFITS; OR BUSINESS  
INTERRUPTION) HOWEVER CAUSED AND ON ANY

\* THEORY OF LIABILITY, WHETHER IN CONTRACT,  
STRICT LIABILITY, OR TORT

\* (INCLUDING NEGLIGENCE OR OTHERWISE)  
ARISING IN ANY WAY OUT OF THE USE

\* OF THIS SOFTWARE, EVEN IF ADVISED OF THE  
POSSIBILITY OF SUCH DAMAGE.

Mojo

URL: <https://github.com/domokit/mojo>

// Copyright 2014 The Chromium Authors. All rights  
reserved.

//

// Redistribution and use in source and binary forms, with  
or without

// modification, are permitted provided that the following  
conditions are

// met:

//

// \* Redistributions of source code must retain the  
above copyright

// notice, this list of conditions and the following  
disclaimer.

// \* Redistributions in binary form must reproduce the  
above

// copyright notice, this list of conditions and the following  
disclaimer

// in the documentation and/or other materials provided  
with the

// distribution.

// \* Neither the name of Google Inc. nor the names of  
its

// contributors may be used to endorse or promote  
products derived from

// this software without specific prior written permission.

//

// THIS SOFTWARE IS PROVIDED BY THE  
COPYRIGHT HOLDERS AND CONTRIBUTORS

// "AS IS" AND ANY EXPRESS OR IMPLIED  
WARRANTIES, INCLUDING, BUT NOT

// LIMITED TO, THE IMPLIED WARRANTIES OF  
MERCHANTABILITY AND FITNESS FOR

// A PARTICULAR PURPOSE ARE DISCLAIMED. IN NO  
EVENT SHALL THE COPYRIGHT

// OWNER OR CONTRIBUTORS BE LIABLE FOR ANY  
DIRECT, INDIRECT, INCIDENTAL,

// SPECIAL, EXEMPLARY, OR CONSEQUENTIAL  
DAMAGES (INCLUDING, BUT NOT

// LIMITED TO, PROCUREMENT OF SUBSTITUTE  
GOODS OR SERVICES; LOSS OF USE,

// DATA, OR PROFITS; OR BUSINESS  
INTERRUPTION) HOWEVER CAUSED AND ON ANY

// THEORY OF LIABILITY, WHETHER IN CONTRACT,  
STRICT LIABILITY, OR TORT

// (INCLUDING NEGLIGENCE OR OTHERWISE)  
ARISING IN ANY WAY OUT OF THE USE

// OF THIS SOFTWARE, EVEN IF ADVISED OF THE  
POSSIBILITY OF SUCH DAMAGE.

mt19937ar

URL:

<http://www.math.sci.hiroshima-u.ac.jp/~m-mat/MT/MT2002/emt19937ar.html>

A C-program for MT19937, with initialization improved  
2002/1/26.

Coded by Takuji Nishimura and Makoto Matsumoto.

Before using, initialize the state by using  
init\_genrand(seed)  
or init\_by\_array(init\_key, key\_length).

Copyright (C) 1997 - 2002, Makoto Matsumoto and  
Takuiji Nishimura,

All rights reserved.

Redistribution and use in source and binary forms, with  
or without

modification, are permitted provided that the following  
conditions

are met:

1. Redistributions of source code must retain the  
above copyright

notice, this list of conditions and the following  
disclaimer.

2. Redistributions in binary form must reproduce the  
above copyright

notice, this list of conditions and the following  
disclaimer in the

documentation and/or other materials provided with  
the distribution.

3. The names of its contributors may not be used to  
endorse or promote

products derived from this software without specific  
prior written

permission.

THIS SOFTWARE IS PROVIDED BY THE  
COPYRIGHT HOLDERS AND CONTRIBUTORS

"AS IS" AND ANY EXPRESS OR IMPLIED  
WARRANTIES, INCLUDING, BUT NOT

LIMITED TO, THE IMPLIED WARRANTIES OF  
MERCHANTABILITY AND FITNESS FOR

A PARTICULAR PURPOSE ARE DISCLAIMED. IN  
NO EVENT SHALL THE COPYRIGHT OWNER OR

CONTRIBUTORS BE LIABLE FOR ANY DIRECT,  
INDIRECT, INCIDENTAL, SPECIAL,

EXEMPLARY, OR CONSEQUENTIAL DAMAGES  
(INCLUDING, BUT NOT LIMITED TO,

PROCUREMENT OF SUBSTITUTE GOODS OR  
SERVICES; LOSS OF USE, DATA, OR

PROFITS; OR BUSINESS INTERRUPTION)  
HOWEVER CAUSED AND ON ANY THEORY OF

LIABILITY, WHETHER IN CONTRACT, STRICT  
LIABILITY, OR TORT (INCLUDING

NEGLIGENCE OR OTHERWISE) ARISING IN ANY  
WAY OUT OF THE USE OF THIS

SOFTWARE, EVEN IF ADVISED OF THE  
POSSIBILITY OF SUCH DAMAGE.

Netscape Plugin Application Programming Interface  
(NPAPI)

URL:

<http://mxr.mozilla.org/mozilla-central/source/modules/plugin/base/public/>



Version: MPL 1.1/GPL 2.0/LGPL 2.1

The contents of this file are subject to the Mozilla Public License Version

the License. You may obtain a copy of the License at <http://www.mozilla.org/MPL/>

Software distributed under the License is distributed on an "AS IS" basis,

WITHOUT WARRANTY OF ANY KIND, either express or implied. See the License

for the specific language governing rights and limitations under the

The Original Code is mozilla.org code.

The Initial Developer of the Original Code is

Netscape Communications Corporation.

Portions created by the Initial Developer are Copyright (C) 1998

the Initial Developer. All Rights Reserved.

Contributor(s):

Alternatively, the contents of this file may be used under the terms of

either the GNU General Public License Version 2 or later (the "GPL"), or

the GNU Lesser General Public License Version 2.1 or later (the "LGPL"),

in which case the provisions of the GPL or the LGPL are applicable instead

of those above. If you wish to allow use of your version of this file only

under the terms of either the GPL or the LGPL, and not to allow others to

use your version of this file under the terms of the MPL, indicate your

decision by deleting the provisions above and replace them with the notice

and other provisions required by the GPL or the LGPL. If you do not delete

the provisions above, a recipient may use your version of this file under

the terms of any one of the MPL, the GPL or the LGPL.

OpenMAX DL

URL:

<https://silver.arm.com/download/Software/Graphics/OX000-BU-00010-r1p0-00bet0/OX000-BU-00010-r1p0-00bet0.tgz>

Use of this source code is governed by a BSD-style license that can be

found in the LICENSE file in the root of the source tree. All

contributing project authors may be found in the AUTHORS file in the

root of the source tree.

The files were originally licensed by ARM Limited.

The following files:

\* dl/api/omxtypes.h

\* dl/sp/api/omxSP.h

are licensed by Khronos:

Copyright © 2005-2008 The Khronos Group Inc. All Rights Reserved.

These materials are protected by copyright laws and contain material

proprietary to the Khronos Group, Inc. You may use these materials

for implementing Khronos specifications, without altering or removing

any trademark, copyright or other notice from the specification.

Khronos Group makes no, and expressly disclaims any, representations

or warranties, express or implied, regarding these materials, including,

without limitation, any implied warranties of merchantability or fitness

for a particular purpose or non-infringement of any intellectual property.

Khronos Group makes no, and expressly disclaims any, warranties, express

or implied, regarding the correctness, accuracy, completeness, timeliness,

and reliability of these materials.

Under no circumstances will the Khronos Group, or any of its Promoters,

Contributors or Members or their respective partners, officers, directors,

employees, agents or representatives be liable for any damages, whether

direct, indirect, special or consequential damages for lost revenues,

lost profits, or otherwise, arising from or in connection with these

Khronos and OpenMAX are trademarks of the Khronos Group Inc.

opus

URL: <http://git.xiph.org/?p=opus.git>

Copyright 2001-2011 Xiph.Org, Skype Limited, Octasic,  
Jean-Marc Valin, Timothy B. Terriberry,  
CSIRO, Gregory Maxwell, Mark Borgerding,  
Erik de Castro Lopo

Redistribution and use in source and binary forms, with or without

modification, are permitted provided that the following conditions

are met:

- Redistributions of source code must retain the above copyright

notice, this list of conditions and the following disclaimer.

- Redistributions in binary form must reproduce the above copyright

notice, this list of conditions and the following disclaimer in the

documentation and/or other materials provided with the distribution.

- Neither the name of Internet Society, IETF or IETF Trust, nor the

names of specific contributors, may be used to endorse or promote

products derived from this software without specific prior written

THIS SOFTWARE IS PROVIDED BY THE COPYRIGHT HOLDERS AND CONTRIBUTORS

“AS IS” AND ANY EXPRESS OR IMPLIED WARRANTIES, INCLUDING, BUT NOT

LIMITED TO, THE IMPLIED WARRANTIES OF MERCHANTABILITY AND FITNESS FOR

A PARTICULAR PURPOSE ARE DISCLAIMED. IN NO EVENT SHALL THE COPYRIGHT OWNER

OR CONTRIBUTORS BE LIABLE FOR ANY DIRECT, INDIRECT, INCIDENTAL, SPECIAL,

EXEMPLARY, OR CONSEQUENTIAL DAMAGES (INCLUDING, BUT NOT LIMITED TO,

PROCUREMENT OF SUBSTITUTE GOODS OR SERVICES; LOSS OF USE, DATA, OR

PROFITS; OR BUSINESS INTERRUPTION) HOWEVER CAUSED AND ON ANY THEORY OF

LIABILITY, WHETHER IN CONTRACT, STRICT LIABILITY, OR TORT (INCLUDING

NEGLIGENCE OR OTHERWISE) ARISING IN ANY WAY OUT OF THE USE OF THIS

SOFTWARE, EVEN IF ADVISED OF THE POSSIBILITY OF SUCH DAMAGE.

Opus is subject to the royalty-free patent licenses which are

specified at:

<https://datatracker.ietf.org/ipr/1524/>

Microsoft Corporation:

<https://datatracker.ietf.org/ipr/1914/>

Broadcom Corporation:

<https://datatracker.ietf.org/ipr/1526/>

OTS (OpenType Sanitizer)

URL: <https://github.com/khaledhosny/ots.git>

PLY (Python Lex-Yacc)

URL: <http://www.dabeaz.com/ply/ply-3.4.tar.gz>

PLY (Python Lex-Yacc) Version 3.4

Protocol Buffers

URL: <http://protobuf.googlecode.com/svn/trunk>

Code generated by the Protocol Buffer compiler is owned by the owner

of the input file used when generating it. This code is not standalone and requires a support library to be linked with it. This

support library is itself covered by the above license.

#### Quick Color Management System

URL: <https://github.com/jrmuizel/qcms/tree/v4>

qcms

Copyright (C) 2009 Mozilla Corporation

Copyright (C) 1998-2007 Marti Maria

Permission is hereby granted, free of charge, to any person obtaining

a copy of this software and associated documentation files (the "Software"),

to deal in the Software without restriction, including without limitation

the rights to use, copy, modify, merge, publish, distribute, sublicense,

and/or sell copies of the Software, and to permit persons to whom the Software

is furnished to do so, subject to the following conditions:

The above copyright notice and this permission notice shall be included in

all copies or substantial portions of the Software.

THE SOFTWARE IS PROVIDED "AS IS", WITHOUT WARRANTY OF ANY KIND,

EXPRESS OR IMPLIED, INCLUDING BUT NOT LIMITED TO

THE WARRANTIES OF MERCHANTABILITY, FITNESS FOR A PARTICULAR PURPOSE AND

LIABLE FOR ANY CLAIM, DAMAGES OR OTHER LIABILITY, WHETHER IN AN ACTION

OF CONTRACT, TORT OR OTHERWISE, ARISING FROM, OUT OF OR IN CONNECTION

WITH THE SOFTWARE OR THE USE OR OTHER DEALINGS IN THE SOFTWARE.

re2 - an efficient, principled regular expression library

URL: <https://github.com/google/re2>

sfntly

URL: <https://github.com/googlei18n/sfntly>

Skia

URL: <https://skia.org/>

Some files under resources are under the following license:

#### Unlimited Commercial Use

We try to make it clear that you may use all clipart from Openclipart even for unlimited commercial use. We believe that giving away our images is a great way to share with the world our talents and that will come back around in a better form.

#### May I Use Openclipart for?

We put together a small chart of as many possibilities and questions we have heard from people asking how they may use Openclipart. If you have an additional question, please email [love@openclipart.org](mailto:love@openclipart.org).

#### All Clipart are Released into the Public Domain.

Each artist at Openclipart releases all rights to the images they share at Openclipart. The reason is so that there is no friction in using and sharing images authors make available at this website so that each artist might also receive the same benefit in using other artists clipart totally for any possible reason.

SMHasher

URL: <http://code.google.com/p/smhasher/>

Snappy: A fast compressor/decompressor

URL: <http://google.github.io/snappy/>

sqlite

URL: <http://sqlite.org/>

The author disclaims copyright to this source code. In place of a legal notice, here is a blessing:

May you do good and not evil.

May you find forgiveness for yourself and forgive others.

May you share freely, never taking more than you give.

tcmmalloc

URL: <http://gperftools.googlecode.com/>

The USB ID Repository

URL: <http://www.linux-usb.org/usb-ids.html>

Copyright (c) 2012, Linux USB Project

All rights reserved.

Redistribution and use in source and binary forms, with or without modification, are permitted provided that the following conditions are met:

o Redistributions of source code must retain the above copyright notice,

this list of conditions and the following disclaimer.

o Redistributions in binary form must reproduce the above copyright

notice, this list of conditions and the following disclaimer in the

documentation and/or other materials provided with the distribution.

o Neither the name of the Linux USB Project nor the names of its

contributors may be used to endorse or promote products derived from

this software without specific prior written permission.

THIS SOFTWARE IS PROVIDED BY THE COPYRIGHT HOLDERS AND CONTRIBUTORS "AS IS" AND ANY EXPRESS OR IMPLIED WARRANTIES, INCLUDING, BUT NOT LIMITED TO, THE IMPLIED WARRANTIES OF MERCHANTABILITY AND FITNESS FOR A PARTICULAR PURPOSE ARE DISCLAIMED. IN NO EVENT SHALL THE COPYRIGHT HOLDER OR CONTRIBUTORS BE LIABLE FOR ANY DIRECT, INDIRECT, INCIDENTAL, SPECIAL, EXEMPLARY, OR CONSEQUENTIAL DAMAGES (INCLUDING, BUT NOT LIMITED TO, PROCUREMENT OF SUBSTITUTE GOODS OR SERVICES; LOSS OF USE, DATA, OR PROFITS; OR BUSINESS INTERRUPTION) HOWEVER CAUSED AND ON ANY THEORY OF LIABILITY, WHETHER IN CONTRACT, STRICT LIABILITY, OR TORT (INCLUDING NEGLIGENCE OR OTHERWISE) ARISING IN ANY WAY OUT OF THE USE OF THIS

SOFTWARE, EVEN IF ADVISED OF THE POSSIBILITY OF SUCH DAMAGE.

usrsctp

URL: <http://github.com/sctplab/usrsctp>

(Copied from the COPYRIGHT file of

<https://code.google.com/p/sctp-refimpl/source/browse/trunk/COPYRIGHT>)

-----  
----

Copyright (c) 2001, 2002 Cisco Systems, Inc.

Copyright (c) 2002-12 Randall R. Stewart

Copyright (c) 2002-12 Michael Tuexen

All rights reserved.

Redistribution and use in source and binary forms, with or without

modification, are permitted provided that the following conditions

are met:

notice, this list of conditions and the following disclaimer.

notice, this list of conditions and the following disclaimer in the

documentation and/or other materials provided with the distribution.

THIS SOFTWARE IS PROVIDED BY THE AUTHOR AND CONTRIBUTORS ``AS IS" AND

ANY EXPRESS OR IMPLIED WARRANTIES, INCLUDING, BUT NOT LIMITED TO, THE

IMPLIED WARRANTIES OF MERCHANTABILITY AND FITNESS FOR A PARTICULAR PURPOSE

ARE DISCLAIMED. IN NO EVENT SHALL THE AUTHOR OR CONTRIBUTORS BE LIABLE

FOR ANY DIRECT, INDIRECT, INCIDENTAL, SPECIAL, EXEMPLARY, OR CONSEQUENTIAL

DAMAGES (INCLUDING, BUT NOT LIMITED TO, PROCUREMENT OF SUBSTITUTE GOODS

OR SERVICES; LOSS OF USE, DATA, OR PROFITS; OR BUSINESS INTERRUPTION)

HOWEVER CAUSED AND ON ANY THEORY OF LIABILITY, WHETHER IN CONTRACT, STRICT

LIABILITY, OR TORT (INCLUDING NEGLIGENCE OR OTHERWISE) ARISING IN ANY WAY

OUT OF THE USE OF THIS SOFTWARE, EVEN IF ADVISED OF THE POSSIBILITY OF

SUCH DAMAGE.

wayland

URL: <http://wayland.freedesktop.org/>

Copyright © 2008-2012 Kristian Høgsberg

Copyright © 2010-2012 Intel Corporation

Copyright © 2011 Benjamin Franzke

Copyright © 2012 Collabora, Ltd.

Permission is hereby granted, free of charge, to any person obtaining a

copy of this software and associated documentation files (the "Software"),

to deal in the Software without restriction, including without limitation

the rights to use, copy, modify, merge, publish, distribute, sublicense,

and/or sell copies of the Software, and to permit persons to whom the

Software is furnished to do so, subject to the following conditions:

The above copyright notice and this permission notice (including the next

paragraph) shall be included in all copies or substantial portions of the

THE SOFTWARE IS PROVIDED "AS IS", WITHOUT WARRANTY OF ANY KIND, EXPRESS OR

IMPLIED, INCLUDING BUT NOT LIMITED TO THE WARRANTIES OF MERCHANTABILITY,

FITNESS FOR A PARTICULAR PURPOSE AND NONINFRINGEMENT. IN NO EVENT SHALL

THE AUTHORS OR COPYRIGHT HOLDERS BE LIABLE FOR ANY CLAIM, DAMAGES OR OTHER

LIABILITY, WHETHER IN AN ACTION OF CONTRACT, TORT OR OTHERWISE, ARISING

FROM, OUT OF OR IN CONNECTION WITH THE SOFTWARE OR THE USE OR OTHER

DEALINGS IN THE SOFTWARE.

---

The above is the version of the MIT "Expat" License used by X.org:

<http://cgit.freedesktop.org/xorg/xserver/tree/COPYING>

wayland-protocols

URL: <http://wayland.freedesktop.org/>

Copyright © 2008-2013 Kristian Høgsberg

Copyright © 2010-2013 Intel Corporation

Copyright © 2013 Rafael Antognolli

Copyright © 2013 Jasper St. Pierre

Copyright © 2014 Jonas Ådahl

Copyright © 2014 Jason Ekstrand

Copyright © 2014-2015 Collabora, Ltd.

Copyright © 2015 Red Hat Inc.

Permission is hereby granted, free of charge, to any person obtaining a

copy of this software and associated documentation files (the "Software"),

to deal in the Software without restriction, including without limitation

the rights to use, copy, modify, merge, publish, distribute, sublicense,

and/or sell copies of the Software, and to permit persons to whom the

Software is furnished to do so, subject to the following conditions:

The above copyright notice and this permission notice (including the next

paragraph) shall be included in all copies or substantial portions of the

THE SOFTWARE IS PROVIDED "AS IS", WITHOUT WARRANTY OF ANY KIND, EXPRESS OR

IMPLIED, INCLUDING BUT NOT LIMITED TO THE WARRANTIES OF MERCHANTABILITY,

FITNESS FOR A PARTICULAR PURPOSE AND NONINFRINGEMENT. IN NO EVENT SHALL

THE AUTHORS OR COPYRIGHT HOLDERS BE LIABLE FOR ANY CLAIM, DAMAGES OR OTHER

LIABILITY, WHETHER IN AN ACTION OF CONTRACT,  
TORT OR OTHERWISE, ARISING  
FROM, OUT OF OR IN CONNECTION WITH THE  
SOFTWARE OR THE USE OR OTHER  
DEALINGS IN THE SOFTWARE.

---

The above is the version of the MIT "Expat" License used  
by X.org:

<http://cgkit.freedesktop.org/xorg/xserver/tree/COPYING>

Web Animations JS

URL:  
<https://github.com/web-animations/web-animations-js>

WebRTC

URL: <http://www.webrtc.org>

Copyright (c) 2011, The WebRTC project authors. All  
rights reserved.

Redistribution and use in source and binary forms, with or  
without

modification, are permitted provided that the following  
conditions are

met:

\* Redistributions of source code must retain the above  
copyright

notice, this list of conditions and the following  
disclaimer.

\* Redistributions in binary form must reproduce the  
above copyright

notice, this list of conditions and the following  
disclaimer in

the documentation and/or other materials provided  
with the

distribution.

\* Neither the name of Google nor the names of its  
contributors may

be used to endorse or promote products derived from  
this software

without specific prior written permission.

THIS SOFTWARE IS PROVIDED BY THE COPYRIGHT  
HOLDERS AND CONTRIBUTORS

"AS IS" AND ANY EXPRESS OR IMPLIED  
WARRANTIES, INCLUDING, BUT NOT

LIMITED TO, THE IMPLIED WARRANTIES OF  
MERCHANTABILITY AND FITNESS FOR

A PARTICULAR PURPOSE ARE DISCLAIMED. IN NO  
EVENT SHALL THE COPYRIGHT

HOLDER OR CONTRIBUTORS BE LIABLE FOR ANY  
DIRECT, INDIRECT, INCIDENTAL,

SPECIAL, EXEMPLARY, OR CONSEQUENTIAL  
DAMAGES (INCLUDING, BUT NOT

LIMITED TO, PROCUREMENT OF SUBSTITUTE  
GOODS OR SERVICES; LOSS OF USE,

DATA, OR PROFITS; OR BUSINESS INTERRUPTION)  
HOWEVER CAUSED AND ON ANY

THEORY OF LIABILITY, WHETHER IN CONTRACT,  
STRICT LIABILITY, OR TORT

(INCLUDING NEGLIGENCE OR OTHERWISE) ARISING  
IN ANY WAY OUT OF THE USE

OF THIS SOFTWARE, EVEN IF ADVISED OF THE  
POSSIBILITY OF SUCH DAMAGE.

x86inc

URL:  
<http://git.videolan.org/?p=x264.git;a=blob:f=common/x86/x86inc.asm>

```
.*****  
,  
*****
```

```
;* x86inc.asm
```

```
.*****  
,  
*****
```

```
;* Copyright (C) 2005-2011 x264 project
```

```
.*
```

```
;* Authors: Loren Merritt <lorenm@u.washington.edu>
```

```
.* Anton Mitrofanov <BugMaster@narod.ru>
```

```
.* Jason Garrett-Glaser <darkshikari@gmail.com>
```

```
.*
```

```
;* Permission to use, copy, modify, and/or distribute this  
software for any
```

```
;* purpose with or without fee is hereby granted, provided  
that the above
```

```
;* copyright notice and this permission notice appear in all  
copies.
```



```

.*
;
; * THE SOFTWARE IS PROVIDED "AS IS" AND THE
; AUTHOR DISCLAIMS ALL WARRANTIES
;
; * WITH REGARD TO THIS SOFTWARE INCLUDING
; ALL IMPLIED WARRANTIES OF
;
; * MERCHANTABILITY AND FITNESS. IN NO EVENT
; SHALL THE AUTHOR BE LIABLE FOR
;
; * ANY SPECIAL, DIRECT, INDIRECT, OR
; CONSEQUENTIAL DAMAGES OR ANY DAMAGES
;
; * WHATSOEVER RESULTING FROM LOSS OF USE,
; DATA OR PROFITS, WHETHER IN AN
;
; * ACTION OF CONTRACT, NEGLIGENCE OR OTHER
; TORTIOUS ACTION, ARISING OUT OF
;
; * OR IN CONNECTION WITH THE USE OR
; PERFORMANCE OF THIS SOFTWARE.
;
; *****
; *****

```

```

; This is a header file for the x264ASM assembly
; language, which uses
;
; NASM/YASM syntax combined with a large number of
; macros to provide easy
;
; abstraction between different calling conventions
; (x86_32, win64, linux64).
;
; It also has various other useful features to simplify
; writing the kind of
;
; DSP functions that are most often used in x264.
;
;
; Unlike the rest of x264, this file is available under an
; ISC license, as it
;
; has significant usefulness outside of x264 and we want
; it to be available
;
; to the largest audience possible. Of course, if you
; modify it for your own
;
; purposes to add a new feature, we strongly encourage
; contributing a patch
;
; as this feature might be useful for others as well. Send
; patches or ideas
;
; to x264-devel@videolan.org .

```

```

zlib
URL: http://zlib.net/

```

```

/* zlib.h -- interface of the 'zlib' general purpose
compression library
version 1.2.4, March 14th, 2010

```

Copyright (C) 1995-2010 Jean-loup Gailly and Mark Adler

This software is provided 'as-is', without any express or implied warranty. In no event will the authors be held liable for any damages arising from the use of this software.

Permission is granted to anyone to use this software for any purpose, including commercial applications, and to alter it and redistribute it freely, subject to the following restrictions:

1. The origin of this software must not be misrepresented; you must not claim that you wrote the original software. If you use this software in a product, an acknowledgment in the product documentation would be appreciated but is not required.
2. Altered source versions must be plainly marked as such, and must not be misrepresented as being the original software.
3. This notice may not be removed or altered from any source distribution.

Jean-loup Gailly  
Mark Adler

```
*/
```

```

url_parse
URL:
http://mxr.mozilla.org/comm-central/source/mozilla/network/base/src/nsURLParsers.cpp

```

Copyright 2007, Google Inc.  
All rights reserved.

Redistribution and use in source and binary forms, with or without modification, are permitted provided that the following conditions are

met:

\* Redistributions of source code must retain the above copyright

notice, this list of conditions and the following disclaimer.

\* Redistributions in binary form must reproduce the above

copyright notice, this list of conditions and the following disclaimer

in the documentation and/or other materials provided with the

\* Neither the name of Google Inc. nor the names of its contributors may be used to endorse or promote products derived from

this software without specific prior written permission.

THIS SOFTWARE IS PROVIDED BY THE COPYRIGHT HOLDERS AND CONTRIBUTORS

"AS IS" AND ANY EXPRESS OR IMPLIED WARRANTIES, INCLUDING, BUT NOT

LIMITED TO, THE IMPLIED WARRANTIES OF MERCHANTABILITY AND FITNESS FOR

A PARTICULAR PURPOSE ARE DISCLAIMED. IN NO EVENT SHALL THE COPYRIGHT

OWNER OR CONTRIBUTORS BE LIABLE FOR ANY DIRECT, INDIRECT, INCIDENTAL,

SPECIAL, EXEMPLARY, OR CONSEQUENTIAL DAMAGES (INCLUDING, BUT NOT

LIMITED TO, PROCUREMENT OF SUBSTITUTE GOODS OR SERVICES; LOSS OF USE,

DATA, OR PROFITS; OR BUSINESS INTERRUPTION) HOWEVER CAUSED AND ON ANY

THEORY OF LIABILITY, WHETHER IN CONTRACT, STRICT LIABILITY, OR TORT

(INCLUDING NEGLIGENCE OR OTHERWISE) ARISING IN ANY WAY OUT OF THE USE

OF THIS SOFTWARE, EVEN IF ADVISED OF THE POSSIBILITY OF SUCH DAMAGE.

-----  
---

The file url\_parse.cc is based on nsURLParsers.cc from Mozilla. This file is

licensed separately as follows:

The contents of this file are subject to the Mozilla Public

License Version

the License. You may obtain a copy of the License at

<http://www.mozilla.org/MPL/>

Software distributed under the License is distributed on an "AS IS" basis,

WITHOUT WARRANTY OF ANY KIND, either express or implied. See the License

for the specific language governing rights and limitations under the

The Original Code is mozilla.org code.

The Initial Developer of the Original Code is Netscape Communications Corporation.

Portions created by the Initial Developer are Copyright (C) 1998

the Initial Developer. All Rights Reserved.

Contributor(s):

Darin Fisher (original author)

Alternatively, the contents of this file may be used under the terms of

either the GNU General Public License Version 2 or later (the "GPL"), or

the GNU Lesser General Public License Version 2.1 or later (the "LGPL"),

in which case the provisions of the GPL or the LGPL are applicable instead

of those above. If you wish to allow use of your version of this file only

under the terms of either the GPL or the LGPL, and not to allow others to

use your version of this file under the terms of the MPL, indicate your

decision by deleting the provisions above and replace them with the notice

and other provisions required by the GPL or the LGPL. If you do not delete

the provisions above, a recipient may use your version of this file under

the terms of any one of the MPL, the GPL or the LGPL.

V8 JavaScript Engine

URL: <http://code.google.com/p/v8>



This license applies to all parts of V8 that are not externally maintained libraries. The externally maintained libraries used by V8 are:

- PCRE test suite, located in `test/mjsunit/third_party/regexp-pcre/regexp-pcre.js`. This is based on the test suite from PCRE-7.3, which is copyrighted by the University of Cambridge and Google, Inc. The copyright notice and license are embedded in `regexp-pcre.js`.
- Layout tests, located in `test/mjsunit/third_party/object-keys`. These are based on layout tests from `webkit.org` which are copyrighted by Apple Computer, Inc. and released under a 3-clause BSD license.
- Strongtalk assembler, the basis of the files `assembler-arm-inl.h`, `assembler-arm.cc`, `assembler-arm.h`, `assembler-ia32-inl.h`, `assembler-ia32.cc`, `assembler-ia32.h`, `assembler-x64-inl.h`, `assembler-x64.cc`, `assembler-x64.h`, `assembler-mips-inl.h`, `assembler-mips.cc`, `assembler-mips.h`, `assembler.cc` and `assembler.h`. This code is copyrighted by Sun Microsystems Inc. and released under a 3-clause BSD license.

- Valgrind client API header, located at `third_party/valgrind/valgrind.h`. This is release under the BSD license.

These libraries have their own licenses; we recommend you read them, as their terms may differ from the terms below.

Further license information can be found in LICENSE files located in

sub-directories.

Copyright 2014, the V8 project authors. All rights reserved.

Redistribution and use in source and binary forms, with or without

modification, are permitted provided that the following conditions are

met:

- \* Redistributions of source code must retain the above copyright

- notice, this list of conditions and the following disclaimer.

- \* Redistributions in binary form must reproduce the above

- copyright notice, this list of conditions and the following

- disclaimer in the documentation and/or other materials provided

- with the distribution.

- \* Neither the name of Google Inc. nor the names of its contributors may be used to endorse or promote products derived

- from this software without specific prior written permission.

THIS SOFTWARE IS PROVIDED BY THE COPYRIGHT HOLDERS AND CONTRIBUTORS

"AS IS" AND ANY EXPRESS OR IMPLIED WARRANTIES, INCLUDING, BUT NOT

LIMITED TO, THE IMPLIED WARRANTIES OF MERCHANTABILITY AND FITNESS FOR

A PARTICULAR PURPOSE ARE DISCLAIMED. IN NO EVENT SHALL THE COPYRIGHT

OWNER OR CONTRIBUTORS BE LIABLE FOR ANY DIRECT, INDIRECT, INCIDENTAL,

SPECIAL, EXEMPLARY, OR CONSEQUENTIAL DAMAGES (INCLUDING, BUT NOT

LIMITED TO, PROCUREMENT OF SUBSTITUTE GOODS OR SERVICES; LOSS OF USE,

DATA, OR PROFITS; OR BUSINESS INTERRUPTION) HOWEVER CAUSED AND ON ANY

THEORY OF LIABILITY, WHETHER IN CONTRACT, STRICT LIABILITY, OR TORT

(INCLUDING NEGLIGENCE OR OTHERWISE) ARISING IN ANY WAY OUT OF THE USE

OF THIS SOFTWARE, EVEN IF ADVISED OF THE

POSSIBILITY OF SUCH DAMAGE.

fdlibm

URL: <http://www.netlib.org/fdlibm/>

Copyright (C) 1993-2004 by Sun Microsystems, Inc. All rights reserved.

Developed at SunSoft, a Sun Microsystems, Inc. business.

Permission to use, copy, modify, and distribute this software is freely granted, provided that this notice is preserved.

Strongtalk

URL: <http://www.strongtalk.org/>

Copyright (c) 1994-2006 Sun Microsystems Inc.

All Rights Reserved.

Redistribution and use in source and binary forms, with or without

modification, are permitted provided that the following conditions are

met:

- Redistributions of source code must retain the above copyright notice,

this list of conditions and the following disclaimer.

- Redistribution in binary form must reproduce the above copyright

notice, this list of conditions and the following disclaimer in the

documentation and/or other materials provided with the distribution.

- Neither the name of Sun Microsystems or the names of contributors may

be used to endorse or promote products derived from this software without

specific prior written permission.

THIS SOFTWARE IS PROVIDED BY THE COPYRIGHT HOLDERS AND CONTRIBUTORS "AS

IS" AND ANY EXPRESS OR IMPLIED WARRANTIES, INCLUDING, BUT NOT LIMITED TO,

THE IMPLIED WARRANTIES OF MERCHANTABILITY AND FITNESS FOR A PARTICULAR

PURPOSE ARE DISCLAIMED. IN NO EVENT SHALL THE COPYRIGHT OWNER OR

CONTRIBUTORS BE LIABLE FOR ANY DIRECT, INDIRECT, INCIDENTAL, SPECIAL,

EXEMPLARY, OR CONSEQUENTIAL DAMAGES (INCLUDING, BUT NOT LIMITED TO,

PROCUREMENT OF SUBSTITUTE GOODS OR SERVICES; LOSS OF USE, DATA, OR

PROFITS; OR BUSINESS INTERRUPTION) HOWEVER CAUSED AND ON ANY THEORY OF

LIABILITY, WHETHER IN CONTRACT, STRICT LIABILITY, OR TORT (INCLUDING

NEGLIGENCE OR OTHERWISE) ARISING IN ANY WAY OUT OF THE USE OF THIS

SOFTWARE, EVEN IF ADVISED OF THE POSSIBILITY OF SUCH DAMAGE.

Extra bundled binaries

name License

libcap URL: <https://sites.google.com/site/fullycapable/>

Unless otherwise \*explicitly\* stated, the following text describes the

licensed conditions under which the contents of this libcap release

may be used and distributed:

-----  
Redistribution and use in source and binary forms of libcap, with

or without modification, are permitted provided that the following

conditions are met:

notice, and this entire permission notice in its entirety, including the disclaimer of warranties.

copyright notices, this list of conditions, and the following

disclaimer in the documentation and/or other materials provided

with the distribution.

products derived from this software without their  
specific prior  
written permission.

ALTERNATIVELY, this product may be distributed under  
the terms of the

GNU General Public License (v2.0 - see below), in which  
case the

provisions of the GNU GPL are required INSTEAD OF  
the above restrictions.

(This clause is necessary due to a potential conflict  
between the GNU GPL and the restrictions contained in a  
BSD-style

THIS SOFTWARE IS PROVIDED ``AS IS" AND ANY  
EXPRESS OR IMPLIED

WARRANTIES, INCLUDING, BUT NOT LIMITED TO,  
THE IMPLIED WARRANTIES OF

MERCHANTABILITY AND FITNESS FOR A  
PARTICULAR PURPOSE ARE DISCLAIMED.

IN NO EVENT SHALL THE AUTHOR(S) BE LIABLE  
FOR ANY DIRECT, INDIRECT,

INCIDENTAL, SPECIAL, EXEMPLARY, OR  
CONSEQUENTIAL DAMAGES (INCLUDING,

BUT NOT LIMITED TO, PROCUREMENT OF  
SUBSTITUTE GOODS OR SERVICES; LOSS

OF USE, DATA, OR PROFITS; OR BUSINESS  
INTERRUPTION) HOWEVER CAUSED AND

ON ANY THEORY OF LIABILITY, WHETHER IN  
CONTRACT, STRICT LIABILITY, OR

TORT (INCLUDING NEGLIGENCE OR OTHERWISE)  
ARISING IN ANY WAY OUT OF THE

USE OF THIS SOFTWARE, EVEN IF ADVISED OF THE  
POSSIBILITY OF SUCH DAMAGE.

-----  
libnsspem

URL: <https://git.fedorahosted.org/cgit/nss-pem.git>

/\* \*\*\*\*\* BEGIN LICENSE BLOCK \*\*\*\*\*

\* Version: MPL 1.1/GPL 2.0/LGPL 2.1

\*

\* The contents of this file are subject to the Mozilla  
Public License Version

\* 1.1 (the "License"); you may not use this file except in  
compliance with

\* the License. You may obtain a copy of the License at

\* <http://www.mozilla.org/MPL/>

\*

\* Software distributed under the License is distributed on  
an "AS IS" basis,

\* WITHOUT WARRANTY OF ANY KIND, either express  
or implied. See the License

\* for the specific language governing rights and  
limitations under the

\* License.

\*

\* The Original Code is the Netscape security libraries.

\*

\* The Initial Developer of the Original Code is

\* Netscape Communications Corporation.

\* Portions created by the Initial Developer are Copyright  
(C) 1994-2000

\* the Initial Developer. All Rights Reserved.

\*

\* Contributor(s):

\* Rob Crittenden (rcritten@redhat.com)

\*

\* Alternatively, the contents of this file may be used  
under the terms of

\* either the GNU General Public License Version 2 or  
later (the "GPL"), or

\* the GNU Lesser General Public License Version 2.1 or  
later (the "LGPL"),

\* in which case the provisions of the GPL or the LGPL  
are applicable instead

\* of those above. If you wish to allow use of your version  
of this file only

\* under the terms of either the GPL or the LGPL, and not  
to allow others to

\* use your version of this file under the terms of the MPL,  
indicate your

\* decision by deleting the provisions above and replace  
them with the notice

\* and other provisions required by the GPL or the LGPL.  
If you do not delete

\* the provisions above, a recipient may use your version  
of this file under

\* the terms of any one of the MPL, the GPL or the LGPL.

\* \*\*\*\*\* END LICENSE BLOCK \*\*\*\*\* \*/

Return to Documentation index.

© Opera TV AS 2015. Confidential information of Opera TV.

## BSD LICENSE

Redistribution and use in source and binary forms, with or without modification, are permitted provided that the following conditions are met:

THIS SOFTWARE IS PROVIDED BY THE REGENTS AND CONTRIBUTORS ``AS IS" AND ANY EXPRESS OR IMPLIED WARRANTIES, INCLUDING, BUT NOT LIMITED TO, THE IMPLIED WARRANTIES OF MERCHANTABILITY AND FITNESS FOR A PARTICULAR PURPOSE ARE DISCLAIMED. IN NO EVENT SHALL THE REGENTS OR CONTRIBUTORS BE LIABLE FOR ANY DIRECT, INDIRECT, INCIDENTAL, SPECIAL, EXEMPLARY, OR CONSEQUENTIAL DAMAGES (INCLUDING, BUT NOT LIMITED TO, PROCUREMENT OF SUBSTITUTE GOODS OR SERVICES; LOSS OF USE, DATA, OR PROFITS; OR BUSINESS INTERRUPTION) HOWEVER CAUSED AND ON ANY THEORY OF LIABILITY, WHETHER IN CONTRACT, STRICT LIABILITY, OR TORT (INCLUDING NEGLIGENCE OR OTHERWISE) ARISING IN ANY WAY OUT OF THE USE OF THIS SOFTWARE, EVEN IF ADVISED OF THE POSSIBILITY OF SUCH DAMAGE.

## MIT LICENSE

Permission is hereby granted, free of charge, to any person obtaining

a copy of this software and associated documentation files (the

"Software"), to deal in the Software without restriction, including

without limitation the rights to use, copy, modify, merge, publish,

distribute, sublicense, and/or sell copies of the Software, and to

permit persons to whom the Software is furnished to do so, subject to

the following conditions:

The above copyright notice and this permission notice shall be included

in all copies or substantial portions of the Software.

THE SOFTWARE IS PROVIDED "AS IS", WITHOUT WARRANTY OF ANY KIND,

EXPRESS OR IMPLIED, INCLUDING BUT NOT LIMITED TO THE WARRANTIES OF

MERCHANTABILITY, FITNESS FOR A PARTICULAR PURPOSE AND NONINFRINGEMENT.

IN NO EVENT SHALL THE AUTHORS OR COPYRIGHT HOLDERS BE LIABLE FOR ANY

CLAIM, DAMAGES OR OTHER LIABILITY, WHETHER IN AN ACTION OF CONTRACT,

TORT OR OTHERWISE, ARISING FROM, OUT OF OR IN CONNECTION WITH THE

SOFTWARE OR THE USE OR OTHER DEALINGS IN THE SOFTWARE.

---

This copy of the libpng notices is provided for your convenience. In case of

any discrepancy between this copy and the notices in the file png.h that is

included in the libpng distribution, the latter shall prevail.

COPYRIGHT NOTICE, DISCLAIMER, and LICENSE:

If you modify libpng you may insert additional notices immediately following

this sentence.

This code is released under the libpng license.

libpng versions 1.2.6, August 15, 2004, through 1.4.1, February 25, 2010, are

Copyright (c) 2004, 2006-2007 Glenn Randers-Pehrson, and are

distributed according to the same disclaimer and license as libpng-1.2.5

with the following individual added to the list of Contributing Authors

Cosmin Truta

libpng versions 1.0.7, July 1, 2000, through 1.2.5 - October 3, 2002, are

Copyright (c) 2000-2002 Glenn Randers-Pehrson, and are

distributed according to the same disclaimer and license as libpng-1.0.6

with the following individuals added to the list of Contributing Authors

Simon-Pierre Cadieux

Eric S. Raymond

Gilles Vollant

and with the following additions to the disclaimer:

There is no warranty against interference with your enjoyment of the

library or against infringement. There is no warranty that our

efforts or the library will fulfill any of your particular purposes

or needs. This library is provided with all faults, and the entire

risk of satisfactory quality, performance, accuracy, and effort is with

the user.

libpng versions 0.97, January 1998, through 1.0.6, March 20, 2000, are

Copyright (c) 1998, 1999 Glenn Randers-Pehrson, and are

distributed according to the same disclaimer and license as libpng-0.96,

with the following individuals added to the list of Contributing Authors:

Tom Lane

Glenn Randers-Pehrson

Willem van Schaik

libpng versions 0.89, June 1996, through 0.96, May 1997, are

Copyright (c) 1996, 1997 Andreas Dilger

Distributed according to the same disclaimer and license as libpng-0.88,

with the following individuals added to the list of Contributing Authors:

John Bowler

Kevin Bracey

Sam Bushell

Magnus Holmgren

Greg Roelofs

Tom Tanner

libpng versions 0.5, May 1995, through 0.88, January 1996, are

Copyright (c) 1995, 1996 Guy Eric Schalnat, Group 42, Inc.

For the purposes of this copyright and license, "Contributing Authors"

is defined as the following set of individuals:

Andreas Dilger

Dave Martindale

Guy Eric Schalnat

Paul Schmidt

Tim Wegner

The PNG Reference Library is supplied "AS IS". The Contributing Authors

and Group 42, Inc. disclaim all warranties, expressed or implied,

including, without limitation, the warranties of merchantability and of

fitness for any purpose. The Contributing Authors and Group 42, Inc.

assume no liability for direct, indirect, incidental, special, exemplary,

or consequential damages, which may result from the use of the PNG

Reference Library, even if advised of the possibility of such damage.

Permission is hereby granted to use, copy, modify, and distribute this

source code, or portions hereof, for any purpose, without fee, subject

to the following restrictions:

be misrepresented as being the original source.

source or altered source distribution.

The Contributing Authors and Group 42, Inc. specifically permit, without

fee, and encourage the use of this source code as a component to

supporting the PNG file format in commercial products. If you use this

source code in a product, acknowledgment is not required but would be

A "png\_get\_copyright" function is available, for convenient use in "about"

boxes and the like:

```
printf("%s",png_get_copyright(NULL));
```

Also, the PNG logo (in PNG format, of course) is supplied in the

files "pngbar.png.jpg" and "pngbar.jpg (88x31) and "pngnow.png.jpg" (98x31).

Libpng is OSI Certified Open Source Software. OSI Certified Open Source is a

certification mark of the Open Source Initiative.

Glenn Randers-Pehrson

glennrp at users.sourceforge.net

February 25, 2010

---

This software is based in part on the work of the FreeType Team.

---

## The FreeType Project LICENSE

---

2006-Jan-27

Copyright 1996-2002, 2006 by

David Turner, Robert Wilhelm, and Werner Lemberg

Introduction

=====

The FreeType Project is distributed in several archive packages;

some of them may contain, in addition to the FreeType font engine,

various tools and contributions which rely on, or relate to, the

FreeType Project.

This license applies to all files found in such packages, and

which do not fall under their own explicit license. The license

affects thus the FreeType font engine, the test programs,

documentation and makefiles, at the very least.

This license was inspired by the BSD, Artistic, and IJG

(Independent JPEG Group) licenses, which all encourage inclusion

and use of free software in commercial and freeware products

alike. As a consequence, its main points are that:

- o We don't promise that this software works. However, we will be

- interested in any kind of bug reports. (‘as is’ distribution)

- o You can use this software for whatever you want, in parts or

- full form, without having to pay us. (‘royalty-free’ usage)

- o You may not pretend that you wrote this software. If you use

- it, or only parts of it, in a program, you must acknowledge

- somewhere in your documentation that you have used the

- FreeType code. (‘credits’)

We specifically permit and encourage the inclusion of this

software, with or without modifications, in commercial

products.

We disclaim all warranties covering The FreeType Project and

assume no liability related to The FreeType Project.

Finally, many people asked us for a preferred form for a

credit/disclaimer to use in compliance with this license. We thus

encourage you to use the following text:

\*\*\*\*\*

Portions of this software are copyright g<year> The FreeType

Project (www.freetype.org). All rights reserved.

\*\*\*\*\*

Please replace <year> with the value from the FreeType version you actually use.

## Legal Terms

=====

-----

Throughout this license, the terms 'package', 'FreeType Project',

and 'FreeType archive' refer to the set of files originally

distributed by the authors (David Turner, Robert Wilhelm, and

Werner Lemberg) as the 'FreeType Project', be they named as alpha,

beta or final release.

'You' refers to the licensee, or person using the project, where

'using' is a generic term including compiling the project's source

code as well as linking it to form a 'program' or 'executable'.

This program is referred to as 'a program using the FreeType

engine'.

This license applies to all files distributed in the original

FreeType Project, including all source code, binaries and

documentation, unless otherwise stated in the file in its

original, unmodified form as distributed in the original archive.

If you are unsure whether or not a particular file is covered by

this license, you must contact us to verify this.

The FreeType Project is copyright (C) 1996-2000 by David Turner,

Robert Wilhelm, and Werner Lemberg. All rights reserved except as

specified below.

-----

THE FREETYPE PROJECT IS PROVIDED 'AS IS' WITHOUT WARRANTY OF ANY

KIND, EITHER EXPRESS OR IMPLIED, INCLUDING, BUT NOT LIMITED TO,

WARRANTIES OF MERCHANTABILITY AND FITNESS FOR A PARTICULAR

PURPOSE. IN NO EVENT WILL ANY OF THE AUTHORS OR COPYRIGHT HOLDERS

BE LIABLE FOR ANY DAMAGES CAUSED BY THE USE OR THE INABILITY TO

USE, OF THE FREETYPE PROJECT.

-----

This license grants a worldwide, royalty-free, perpetual and

irrevocable right and license to use, execute, perform, compile,

display, copy, create derivative works of, distribute and

sublicense the FreeType Project (in both source and object code

forms) and derivative works thereof for any purpose; and to

authorize others to exercise some or all of the rights granted

herein, subject to the following conditions:

o Redistribution of source code must retain this license file

(`FTL.TXT') unaltered; any additions, deletions or changes to

the original files must be clearly indicated in accompanying

documentation. The copyright notices of the unaltered,

original files must be preserved in all copies of source

files.

o Redistribution in binary form must provide a disclaimer that

states that the software is based in part of the work of the

FreeType Team, in the distribution documentation. We also

encourage you to put an URL to the FreeType web page in your

documentation, though this isn't mandatory.

These conditions apply to any software derived from or based on

the FreeType Project, not just the unmodified files. If you use

our work, you must acknowledge us. However, no fee need be paid

to us.

-----  
Neither the FreeType authors and contributors nor you shall use

the name of the other for commercial, advertising, or promotional

purposes without specific prior written permission.

We suggest, but do not require, that you use one or more of the

following phrases to refer to this software in your documentation

or advertising materials: `FreeType Project', `FreeType Engine',

`FreeType library', or `FreeType Distribution'.

As you have not signed this license, you are not required to

accept it. However, as the FreeType Project is copyrighted

material, only this license, or another one contracted with the

authors, grants you the right to use, distribute, and modify it.

Therefore, by using, distributing, or modifying the FreeType

Project, you indicate that you understand and accept all the terms

of this license.

-----  
There are two mailing lists related to FreeType:

o [freetype@nongnu.org](mailto:freetype@nongnu.org)

Discusses general use and applications of FreeType, as well as

future and wanted additions to the library and distribution.

If you are looking for support, start in this list if you haven't found anything to help you in the documentation.

o [freetype-devel@nongnu.org](mailto:freetype-devel@nongnu.org)

Discusses bugs, as well as engine internals, design issues,

specific licenses, porting, etc.

Our home page can be found at

<http://www.freetype.org>

--- end of FTL.TXT ---

---

MOZILLA PUBLIC LICENSE

Version 1.1



1.0.1. "Commercial Use" means distribution or otherwise making the

Covered Code available to a third party.

1.1. "Contributor" means each entity that creates or contributes to

the creation of Modifications.

1.2. "Contributor Version" means the combination of the Original

Code, prior Modifications used by a Contributor, and the Modifications

made by that particular Contributor.

1.3. "Covered Code" means the Original Code or Modifications or the

combination of the Original Code and Modifications, in each case

including portions thereof.

1.4. "Electronic Distribution Mechanism" means a mechanism generally

accepted in the software development community for the electronic

transfer of data.

1.5. "Executable" means Covered Code in any form other than Source

Code.

1.6. "Initial Developer" means the individual or entity identified

as the Initial Developer in the Source Code notice required by Exhibit

A.

1.7. "Larger Work" means a work which combines Covered Code or

portions thereof with code not governed by the terms of this License.

1.8. "License" means this document.

1.8.1. "Licensable" means having the right to grant, to the maximum

extent possible, whether at the time of the initial grant

or

subsequently acquired, any and all of the rights conveyed herein.

1.9. "Modifications" means any addition to or deletion from the

substance or structure of either the Original Code or any previous

Modifications. When Covered Code is released as a series of files, a

Modification is:

A. Any addition to or deletion from the contents of a file

containing Original Code or previous Modifications.

B. Any new file that contains any part of the Original Code or

previous Modifications.

1.10. "Original Code" means Source Code of computer software code

which is described in the Source Code notice required by Exhibit A as

Original Code, and which, at the time of its release under this

License is not already Covered Code governed by this License.

1.10.1. "Patent Claims" means any patent claim(s), now owned or

hereafter acquired, including without limitation, method, process,

and apparatus claims, in any patent Licensable by grantor.

1.11. "Source Code" means the preferred form of the Covered Code for

making modifications to it, including all modules it contains, plus

any associated interface definition files, scripts used to control

compilation and installation of an Executable, or source code

differential comparisons against either the Original Code or another

well known, available Covered Code of the Contributor's choice. The

Source Code can be in a compressed or archival form, provided the

appropriate decompression or de-archiving software is widely available

for no charge.

1.12. "You" (or "Your") means an individual or a legal entity

exercising rights under, and complying with all of the terms of, this

License or a future version of this License issued under Section 6.1.

For legal entities, "You" includes any entity which controls, is

controlled by, or is under common control with You. For purposes of

this definition, "control" means (a) the power, direct or indirect,

to cause the direction or management of such entity, whether by

contract or otherwise, or (b) ownership of more than fifty percent

(50%) of the outstanding shares or beneficial ownership of such

entity.

## 2.1. The Initial Developer Grant.

The Initial Developer hereby grants You a world-wide, royalty-free,

non-exclusive license, subject to third party intellectual property

claims:

(a) under intellectual property rights (other than patent or

trademark) Licensable by Initial Developer to use, reproduce,

modify, display, perform, sublicense and distribute the Original

Code (or portions thereof) with or without Modifications, and/or

as part of a Larger Work; and

(b) under Patents Claims infringed by the making, using or

selling of Original Code, to make, have made, use, practice,

sell, and offer for sale, and/or otherwise dispose of the

Original Code (or portions thereof).

(c) the licenses granted in this Section 2.1(a) and (b) are

effective on the date Initial Developer first distributes

Original Code under the terms of this License.

(d) Notwithstanding Section 2.1(b) above, no patent license is

granted: 1) for code that You delete from the Original Code; 2)

separate from the Original Code; or 3) for infringements caused

by: i) the modification of the Original Code or ii) the

combination of the Original Code with other software or devices.

## 2.2. Contributor Grant.

Subject to third party intellectual property claims, each Contributor

hereby grants You a world-wide, royalty-free, non-exclusive license

(a) under intellectual property rights (other than patent or

trademark) Licensable by Contributor, to use, reproduce, modify,

display, perform, sublicense and distribute the Modifications

created by such Contributor (or portions thereof) either on an

unmodified basis, with other Modifications, as Covered Code

and/or as part of a Larger Work; and

(b) under Patent Claims infringed by the making, using, or

selling of Modifications made by that Contributor either alone

and/or in combination with its Contributor Version (or portions

of such combination), to make, use, sell, offer for sale, have

made, and/or otherwise dispose of: 1) Modifications made by that

Contributor (or portions thereof); and 2) the

combination of

Modifications made by that Contributor with its Contributor

Version (or portions of such combination).

(c) the licenses granted in Sections 2.2(a) and 2.2(b) are

effective on the date Contributor first makes Commercial Use of

the Covered Code.

(d) Notwithstanding Section 2.2(b) above, no patent license is

granted: 1) for any code that Contributor has deleted from the

Contributor Version; 2) separate from the Contributor Version;

3) for infringements caused by: i) third party modifications of

Contributor Version or ii) the combination of Modifications made

by that Contributor with other software (except as part of the

Contributor Version) or other devices; or 4) under Patent Claims

infringed by Covered Code in the absence of Modifications made by

that Contributor.

### 3.1. Application of License.

The Modifications which You create or to which You contribute are

governed by the terms of this License, including without limitation

Section 2.2. The Source Code version of Covered Code may be

distributed only under the terms of this License or a future version

of this License released under Section 6.1, and You must include a

copy of this License with every copy of the Source Code You

distribute. You may not offer or impose any terms on any Source Code

version that alters or restricts the applicable version of this

License or the recipients' rights hereunder. However, You may include

an additional document offering the additional rights described in

Section 3.5.

### 3.2. Availability of Source Code.

Any Modification which You create or to which You contribute must be

made available in Source Code form under the terms of this License

either on the same media as an Executable version or via an accepted

Electronic Distribution Mechanism to anyone to whom you made an

Executable version available; and if made available via Electronic

Distribution Mechanism, must remain available for at least twelve (12)

months after the date it initially became available, or at least six

(6) months after a subsequent version of that particular Modification

has been made available to such recipients. You are responsible for

ensuring that the Source Code version remains available even if the

Electronic Distribution Mechanism is maintained by a third party.

### 3.3. Description of Modifications.

You must cause all Covered Code to which You contribute to contain a

file documenting the changes You made to create that Covered Code and

the date of any change. You must include a prominent statement that

the Modification is derived, directly or indirectly, from Original

Code provided by the Initial Developer and including the name of the

Initial Developer in (a) the Source Code, and (b) in any notice in an

Executable version or related documentation in which You describe the

origin or ownership of the Covered Code.

### 3.4. Intellectual Property Matters

(a) Third Party Claims.

If Contributor has knowledge that a license under a third party's

intellectual property rights is required to exercise the rights

granted by such Contributor under Sections 2.1 or 2.2,

Contributor must include a text file with the Source Code

distribution titled "LEGAL" which describes the claim and the

party making the claim in sufficient detail that a recipient will

know whom to contact. If Contributor obtains such knowledge after

the Modification is made available as described in Section 3.2,

Contributor shall promptly modify the LEGAL file in all copies

Contributor makes available thereafter and shall take other steps

(such as notifying appropriate mailing lists or newsgroups)

reasonably calculated to inform those who received the Covered

Code that new knowledge has been obtained.

#### (b) Contributor APIs.

If Contributor's Modifications include an application programming

interface and Contributor has knowledge of patent licenses which

are reasonably necessary to implement that API, Contributor must

also include this information in the LEGAL file.

#### (c) Representations.

Contributor represents that, except as disclosed pursuant to

Section 3.4(a) above, Contributor believes that Contributor's

Modifications are Contributor's original creation(s) and/or

Contributor has sufficient rights to grant the rights conveyed by

this License.

### 3.5. Required Notices.

You must duplicate the notice in Exhibit A in each file of the Source

Code. If it is not possible to put such notice in a particular Source

Code file due to its structure, then You must include such notice in a

location (such as a relevant directory) where a user would be likely

to look for such a notice. If You created one or more Modification(s)

You may add your name as a Contributor to the notice described in

Exhibit A. You must also duplicate this License in any documentation

for the Source Code where You describe recipients' rights or ownership

rights relating to Covered Code. You may choose to offer, and to

charge a fee for, warranty, support, indemnity or liability

obligations to one or more recipients of Covered Code. However, You

may do so only on Your own behalf, and not on behalf of the Initial

Developer or any Contributor. You must make it absolutely clear than

any such warranty, support, indemnity or liability obligation is

offered by You alone, and You hereby agree to indemnify the Initial

Developer and every Contributor for any liability incurred by the

Initial Developer or such Contributor as a result of warranty,

support, indemnity or liability terms You offer.

### 3.6. Distribution of Executable Versions.

You may distribute Covered Code in Executable form only if the

requirements of Section 3.1-3.5 have been met for that Covered Code,

and if You include a notice stating that the Source Code version of

the Covered Code is available under the terms of this License,

including a description of how and where You have fulfilled the

obligations of Section 3.2. The notice must be

conspicuously included

in any notice in an Executable version, related documentation or

collateral in which You describe recipients' rights relating to the

Covered Code. You may distribute the Executable version of Covered

Code or ownership rights under a license of Your choice, which may

contain terms different from this License, provided that You are in

compliance with the terms of this License and that the license for the

Executable version does not attempt to limit or alter the recipient's

rights in the Source Code version from the rights set forth in this

License. If You distribute the Executable version under a different

license You must make it absolutely clear that any terms which differ

from this License are offered by You alone, not by the Initial

Developer or any Contributor. You hereby agree to indemnify the

Initial Developer and every Contributor for any liability incurred by

the Initial Developer or such Contributor as a result of any such

terms You offer.

### 3.7. Larger Works.

You may create a Larger Work by combining Covered Code with other code

not governed by the terms of this License and distribute the Larger

Work as a single product. In such a case, You must make sure the

requirements of this License are fulfilled for the Covered Code.

If it is impossible for You to comply with any of the terms of this

License with respect to some or all of the Covered Code due to

statute, judicial order, or regulation then You must: (a) comply with

the terms of this License to the maximum extent

possible; and (b)

describe the limitations and the code they affect. Such description

must be included in the LEGAL file described in Section 3.4 and must

be included with all distributions of the Source Code. Except to the

extent prohibited by statute or regulation, such description must be

sufficiently detailed for a recipient of ordinary skill to be able to

understand it.

This License applies to code to which the Initial Developer has

attached the notice in Exhibit A and to related Covered Code.

### 6.1. New Versions.

Netscape Communications Corporation ("Netscape") may publish revised

and/or new versions of the License from time to time. Each version

will be given a distinguishing version number.

### 6.2. Effect of New Versions.

Once Covered Code has been published under a particular version of the

License, You may always continue to use it under the terms of that

version. You may also choose to use such Covered Code under the terms

of any subsequent version of the License published by Netscape. No one

other than Netscape has the right to modify the terms applicable to

Covered Code created under this License.

### 6.3. Derivative Works.

If You create or use a modified version of this License (which you may

only do in order to apply it to code which is not already Covered Code

governed by this License), You must (a) rename Your license so that

the phrases "Mozilla", "MOZILLAPL", "MOZPL", "Netscape",

"MPL", "NPL" or any confusingly similar phrase do not appear in your

license (except to note that your license differs from this License)

and (b) otherwise make it clear that Your version of the license

contains terms which differ from the Mozilla Public License and

Netscape Public License. (Filling in the name of the Initial

Developer, Original Code or Contributor in the notice described in

Exhibit A shall not of themselves be deemed to be modifications of

this License.)

COVERED CODE IS PROVIDED UNDER THIS LICENSE ON AN "AS IS" BASIS,

WITHOUT WARRANTY OF ANY KIND, EITHER EXPRESSED OR IMPLIED, INCLUDING,

WITHOUT LIMITATION, WARRANTIES THAT THE COVERED CODE IS FREE OF

DEFECTS, MERCHANTABLE, FIT FOR A PARTICULAR PURPOSE OR NON-INFRINGEMENT.

THE ENTIRE RISK AS TO THE QUALITY AND PERFORMANCE OF THE COVERED CODE

IS WITH YOU. SHOULD ANY COVERED CODE PROVE DEFECTIVE IN ANY RESPECT,

YOU (NOT THE INITIAL DEVELOPER OR ANY OTHER CONTRIBUTOR) ASSUME THE

COST OF ANY NECESSARY SERVICING, REPAIR OR CORRECTION. THIS DISCLAIMER

OF WARRANTY CONSTITUTES AN ESSENTIAL PART OF THIS LICENSE. NO USE OF

ANY COVERED CODE IS AUTHORIZED HEREUNDER EXCEPT UNDER THIS DISCLAIMER.

8.1. This License and the rights granted hereunder will terminate

automatically if You fail to comply with terms herein and fail to cure

such breach within 30 days of becoming aware of the breach. All

sublicenses to the Covered Code which are properly granted shall

survive any termination of this License. Provisions which, by their

nature, must remain in effect beyond the termination

of this License

shall survive.

8.2. If You initiate litigation by asserting a patent infringement

claim (excluding declaratory judgment actions) against Initial Developer

or a Contributor (the Initial Developer or Contributor against whom

You file such action is referred to as "Participant") alleging that:

(a) such Participant's Contributor Version directly or indirectly

infringes any patent, then any and all rights granted by such

Participant to You under Sections 2.1 and/or 2.2 of this License

shall, upon 60 days notice from Participant terminate prospectively,

unless if within 60 days after receipt of notice You either: (i)

agree in writing to pay Participant a mutually agreeable reasonable

royalty for Your past and future use of Modifications made by such

Participant, or (ii) withdraw Your litigation claim with respect to

the Contributor Version against such Participant. If within 60 days

of notice, a reasonable royalty and payment arrangement are not

mutually agreed upon in writing by the parties or the litigation claim

is not withdrawn, the rights granted by Participant to You under

Sections 2.1 and/or 2.2 automatically terminate at the expiration of

the 60 day notice period specified above.

(b) any software, hardware, or device, other than such Participant's

Contributor Version, directly or indirectly infringes any patent, then

any rights granted to You by such Participant under Sections 2.1(b)

and 2.2(b) are revoked effective as of the date You first made, used,

sold, distributed, or had made, Modifications made by that

Participant.

8.3. If You assert a patent infringement claim against Participant

alleging that such Participant's Contributor Version directly or

indirectly infringes any patent where such claim is resolved (such as

by license or settlement) prior to the initiation of patent infringement litigation, then the reasonable value of the licenses

granted by such Participant under Sections 2.1 or 2.2 shall be taken

into account in determining the amount or value of any payment or

license.

8.4. In the event of termination under Sections 8.1 or 8.2 above,

all end user license agreements (excluding distributors and resellers)

which have been validly granted by You or any distributor hereunder

prior to termination shall survive termination.

UNDER NO CIRCUMSTANCES AND UNDER NO LEGAL THEORY, WHETHER TORT

(INCLUDING NEGLIGENCE), CONTRACT, OR OTHERWISE, SHALL YOU, THE INITIAL

DEVELOPER, ANY OTHER CONTRIBUTOR, OR ANY DISTRIBUTOR OF COVERED CODE,

OR ANY SUPPLIER OF ANY OF SUCH PARTIES, BE LIABLE TO ANY PERSON FOR

ANY INDIRECT, SPECIAL, INCIDENTAL, OR CONSEQUENTIAL DAMAGES OF ANY

CHARACTER INCLUDING, WITHOUT LIMITATION, DAMAGES FOR LOSS OF GOODWILL,

WORK STOPPAGE, COMPUTER FAILURE OR MALFUNCTION, OR ANY AND ALL OTHER

COMMERCIAL DAMAGES OR LOSSES, EVEN IF SUCH PARTY SHALL HAVE BEEN

INFORMED OF THE POSSIBILITY OF SUCH DAMAGES. THIS LIMITATION OF

LIABILITY SHALL NOT APPLY TO LIABILITY FOR DEATH OR PERSONAL INJURY

RESULTING FROM SUCH PARTY'S NEGLIGENCE

TO THE EXTENT APPLICABLE LAW

PROHIBITS SUCH LIMITATION. SOME JURISDICTIONS DO NOT ALLOW THE

EXCLUSION OR LIMITATION OF INCIDENTAL OR CONSEQUENTIAL DAMAGES, SO

THIS EXCLUSION AND LIMITATION MAY NOT APPLY TO YOU.

The Covered Code is a "commercial item," as that term is defined in

48 C.F.R. 2.101 (Oct. 1995), consisting of "commercial computer

software" and "commercial computer software documentation," as such

terms are used in 48 C.F.R. 12.212 (Sept. 1995). Consistent with 48

C.F.R. 12.212 and 48 C.F.R. 227.7202-1 through 227.7202-4 (June 1995),

all U.S. Government End Users acquire Covered Code with only those

rights set forth herein.

This License represents the complete agreement concerning subject

matter hereof. If any provision of this License is held to be

unenforceable, such provision shall be reformed only to the extent

necessary to make it enforceable. This License shall be governed by

California law provisions (except to the extent applicable law, if

any, provides otherwise), excluding its conflict-of-law provisions.

With respect to disputes in which at least one party is a citizen of,

or an entity chartered or registered to do business in the United

States of America, any litigation relating to this License shall be

subject to the jurisdiction of the Federal Courts of the Northern

District of California, with venue lying in Santa Clara County,

California, with the losing party responsible for costs, including

without limitation, court costs and reasonable attorneys' fees and

expenses. The application of the United Nations Convention on

Contracts for the International Sale of Goods is expressly excluded.

Any law or regulation which provides that the language of a contract

shall be construed against the drafter shall not apply to this

License.

As between Initial Developer and the Contributors, each party is

responsible for claims and damages arising, directly or indirectly,

out of its utilization of rights under this License and You agree to

work with Initial Developer and Contributors to distribute such

responsibility on an equitable basis. Nothing herein is intended or

shall be deemed to constitute any admission of liability.

Initial Developer may designate portions of the Covered Code as

"Multiple-Licensed". "Multiple-Licensed" means that the Initial

Developer permits you to utilize portions of the Covered Code under

Your choice of the NPL or the alternative licenses, if any, specified

by the Initial Developer in the file described in Exhibit A.

EXHIBIT A -Mozilla Public License.

``The contents of this file are subject to the Mozilla Public License

Version 1.1 (the "License"); you may not use this file except in

compliance with the License. You may obtain a copy of the License at

<http://www.mozilla.org/MPL/>

Software distributed under the License is distributed on an "AS IS"

basis, WITHOUT WARRANTY OF ANY KIND, either express or implied. See the

License for the specific language governing rights and limitations

under the License.

The Original Code is

\_\_\_\_\_.

The Initial Developer of the Original Code is

\_\_\_\_\_.

Portions created by \_\_\_\_\_ are Copyright (C) \_\_\_\_\_

\_\_\_\_\_. All Rights Reserved.

Contributor(s):

\_\_\_\_\_.

Alternatively, the contents of this file may be used under the terms

of the \_\_\_\_\_ license (the "[ ] License"), in which case the

provisions of [ ] License are applicable instead of those

above. If you wish to allow use of your version of this file only

under the terms of the [ ] License and not to allow others to use

your version of this file under the MPL, indicate your decision by

deleting the provisions above and replace them with the notice and

other provisions required by the [ ] License. If you do not delete

the provisions above, a recipient may use your version of this file

under either the MPL or the [ ] License."

[NOTE: The text of this Exhibit A may differ slightly from the text of

the notices in the Source Code files of the Original Code. You should

use the text of this Exhibit A rather than the text found in the


Original Code Source Code for Your Modifications.]



## 通知

您可以接收有关可供下载的电视新软件或其他软件相关问题的通知。

要阅读这些通知...


1 - 按 ，再选择所有设置，然后按 OK。

2 - 选择更新软件 > 通告。

3

-

如果有通告，可以阅读通告，或者选择一个可用的通告。

4 - 如有必要，反复按  ( 向左键 ) 关闭菜单。

# 规格

## 23.1

### 环境

#### 欧洲能源标签

##### 欧洲能源标签

会提示您本产品的能效等级。本产品的能效等级越高，能耗就越低。

在标签上，您可以找到本产品使用时的能效等级和 1 年的平均

均能

耗。您也

可以在您所在国家/

地区的飞利浦网站 [www.philips.com/TV](http://www.philips.com/TV)

上找到本产品的功耗值

### 产品卡

#### 65PUS7601

- 节能级别：A+
- 可见屏幕尺寸：164 厘米/65 英寸
- 启动模式功耗 (W)：105 W
- 年度耗电量 (kWh) \*：146 kWh
- 待机功耗 (W) \*\*：0.30 W
- 显示屏分辨率 (像素)：3840 x 2160p

\* 年度功耗 (kWh) 根据每年 365 天每天使用电视机 4 小时计算得出。具体功耗请以电视机的实际使用方式为准。

\*\* 用遥控器关闭电视机且所有功能未启用。

### 使用终止

#### 弃置旧产品和电池

本产品是采用优质的材料和元件设计和制造的，可以回收利用。



如果产品上贴有带叉的轮式垃圾桶符号，则表示此产品符合欧盟指令 2012/19/EU。



请熟悉当地针对电子和电器产品制订的分门别类的收集机制。

请遵循当地的规章制度，不要将旧产品与普通生活垃圾一

同弃置。正确弃置旧产品有助于避免对环境和人类健康造成潜在的负面影响。

该产品含有符合欧洲指令 2006/66/EC 的电池，不能与一般的生活垃圾一同弃置。



请了解当地有关单独收集电池的规章制度，因为正确弃置将有助于避免对环境和人类健康造成负面影响。

## 23.2

### 功率

产品规格如有更改，恕不另行通知。有关本产品的详细规格，请参见 [www.philips.com/support](http://www.philips.com/support)

#### 功率

- 电源：交流 220-240 伏 +/-10%
- 环境温度：5°C - 35°C
- 节能功能：环保模式、画面隐藏 (适用于收音机)、自动关闭定时器、环保设置菜单。

有关功耗信息，请参阅产品卡一章。

产品铭牌上标注的额定功率是本产品正常家用时的功耗 (IEC 62087

Ed.2)。括号中注明的最大额定功率用于确保电气安全 (IEC 60065 Ed.7.2)。

## 23.3

### 操作系统

Android OS：

Android Nougat 7

## 23.4

### 接收

- 天线输入：75 欧姆同轴 (IEC75)
- 调谐器频段：Hyperband、S-Channel、UHF、VHF
- DVB：DVB-T2 (支持 HEVC)、DVB-C (有线) QAM
- 模拟视频播放：SECAM、PAL
- 数字视频播放：MPEG2 SD/HD (ISO/IEC 13818-2)、MPEG4 SD/HD (ISO/IEC 14496-10)
- 数字音频播放 (ISO/IEC 13818-3)
- 卫星天线输入：75 欧姆 F 型
- 输入频率范围：950 至 2150 兆赫
- 输入电平范围：25 至 65 dBm
- DVB-S/S2 QPSK、符号率 2 至 45M 符号、SCPC 和 MCPC
- LNB：DiSEqC 1.0、支持 1 至 4 LNB、极性选择 14/18V、频段选择 22kHz、音调突发模式、LNB 电流 300mA (最大)

## 显示屏类型

- 屏幕对角线尺寸
- 65PUS7601：165 厘米/65 英寸
- 显示屏分辨率
- 3840 x 2160p

## 显示屏输入分辨率

- 视频格式
- 分辨率 — 刷新率
- 480i - 60 赫兹
  - 480p - 60 赫兹
  - 576i - 50 赫兹
  - 576p - 50 赫兹
  - 720p - 50 赫兹、60 赫兹
  - 1080i - 50 赫兹、60 赫兹
  - 1080p - 24 赫兹、25 赫兹、30 赫兹
  - 2160p - 24 赫兹、25 赫兹、30 赫兹、50 赫兹、60 赫兹
- 电脑格式
- 分辨率 ( 其中之一 )
- 640 x 480p - 60 赫兹
  - 800 x 600p - 60 赫兹
  - 1024 x 768p - 60 赫兹
  - 1280 x 768p - 60 赫兹
  - 1360 x 765p - 60 赫兹
  - 1360 x 768p - 60 赫兹
  - 1280 x 1024p - 60 赫兹
  - 1920 x 1080p - 60 赫兹
  - 3840 x 2160p - 24 赫兹、25 赫兹、30 赫兹、50 赫兹、60 赫兹

## 尺寸和重量

- 65PUS7601
- 不含电视支架：  
宽 1449 毫米 - 高 835 毫米 - 厚 55.5 毫米 - 重量 ± 26.3 千克
  - 含电视支架：  
宽 1449 毫米 - 高 904 毫米 - 厚 261 毫米 - 重量 ± 27.5 千克

## 连接

- 电视侧面
- HDMI 3 输入 - ARC
  - HDMI 4 输入 - MHL - ARC
  - USB 2 - USB 2.0
  - USB 3 - USB 3.0 ( 蓝 )
  - 1 个通用接口插槽：CI+/CAM
  - 耳机 - 3.5 毫米立体声迷你插孔
- 电视背面
- 音频输入 ( DVI 到 HDMI )：3.5 毫米立体声迷你插孔
  - SCART：音频 L/R、CVBS 输入、RGB
  - YPbPr：Y Pb Pr、音频 L/R
- 电视底部
- HDMI 1 输入 - HDCP 2.2
  - HDMI 2 输入 - HDCP 2.2
  - USB 1 - USB 2.0
  - 音频输出 - Toslink 光纤
  - 局域网 - RJ45
  - 天线 ( 75 欧姆 )
  - 卫星调谐器

## 声音

- wOOx
- 高清立体声
- 输出功率 (RMS)：30 瓦
- Dolby Digital Plus®
- DTS Premium Sound™

## 多媒体

- 连接
- USB 2.0 / USB 3.0
  - 以太网 LAN RJ-45
  - Wi-Fi 802.11a/b/g/n/ac ( 内置 )
  - BT2.1 ( 带 EDR ) 及 BT4.0 ( 带 BLE )
- 支持 USB 文件系统
- FAT 16、FAT 32、NTFS
- 播放格式
- 容器：3GP、AVCHD、AVI、MPEG-PS、MPEG-TS、MPEG-4、Matroska (MKV)、Quicktime ( MOV、M4V、M4A )、Windows Media (ASF/WMV/WMA)
  - 视频编解码器：MPEG-1、MPEG-2、MPEG-4 Part 2、MPEG-4 Part 10 AVC (H264)、H.265 (HEVC)、VC-1、WMV9
  - 音频编解码器：AAC、HE-AAC (v1/v2)、AMR-NB、Dolby Digital、Dolby Digital Plus、DTS Premium Sound™、MPEG-1/2/2.5 Layer I/II/III ( 包括 MP3 )、WMA ( v2 至 v9.2 )、WMA Pro (v9/v10)
  - 字幕：

- 格式：SAMI、SubRip (SRT)、SubViewer (SUB)、MicroDVD (TXT)、mplayer2 (TXT)、TMPlayer (TXT)
  - 字符编码：UTF-8、中欧和东欧 (Windows-1250)、斯拉夫语 (Windows-1251)、希腊语 (Windows-1253)、土耳其语 (Windows-1254)、西欧 (Windows-1252)
  - 图像编解码器：JPEG、PNG、BMP
  - 限制：
    - 媒体文件支持的最大总比特率是 30Mbps。
    - 媒体文件支持的最大视频比特率是 20Mbps。
    - MPEG-4 AVC (H.264) 支持 5.1 级高端规格。
    - H.265 (HEVC) 支持 5.1 级 Main / Main 10 规格
    - 高级规格支持 VC-1 @ L3。
- 支持的媒体服务器软件 (DMS)
- 您可以使用所有 DLNA V1.5 认证媒体服务器软件 ( DMS 级 )。
  - 您可以在移动设备上使用 Philips TV Remote app ( iOS 和 Android )。
- 性能可能会有所不同，视移动设备和所用软件的功能而定。

# 帮助与支持

## 24.1


### 注册电视

注册您的电视，即可享受包括全部支持（含下载）、专享有关新产品的信息、独家优惠和折扣、获奖的机会以及参与有关新发布产品的特殊调查在内的一系列优惠政策。

转至 [www.philips.com/welcome](http://www.philips.com/welcome)

## 24.2

### 使用帮助


本电视提供屏幕帮助 。

打开帮助

1 - 按  HOME。

2 - 选择设置 > 帮助 > 用户手册。

要以书籍形式阅读帮助，请选择书籍。要搜索关键字，请选择关键字。

也可以打开主菜单或电视菜单中的  帮助。

执行帮助说明之前，请关闭帮助。

对于有些活动，如文本（图文电视），彩色键具有特定功能并且无法打开帮助。

在平板电脑、智能手机或电脑上阅读电视帮助

为了更方便地使用说明书，您可以下载能在智能手机、平板电脑或电脑上阅读的 PDF

格式电视帮助。或者，您可通过电脑打印相关帮助页面。

要下载帮助（用户手册

），请转至 [www.philips.com/support](http://www.philips.com/support)

## 24.3

### 故障检修

#### 开机和遥控器

电视无法开机

- 将电源线与电源插座断开。等待 1 分钟，然后重新连接。
- 确保稳固连接电源线。

打开或关闭电视时出现吱吱声

打开、关闭电视或将其切换至待机模式时，听到电视机底座发出吱吱声。吱吱声是由电视正常的热胀冷缩引起的。这并不影响电视性能。

电视对遥控器无响应

电视启动需要一段时间。在此期间，电视将无法对遥控器或电视机控件作出响应。这是正常现象。

如果电视对遥控器仍无响应，您可以用手机摄像头检查遥


控器是否工作正常。将手机设置为摄影模式，然后将遥控器指向镜头。如果按遥控器上的任意键，通过摄像头可以看到红外 LED

闪烁，则表明遥控器工作正常。需要检查电视。

如果未看到闪烁，则遥控器可能已损坏或其电池电量过低。

这种检查遥控器的方式不适用于通过无线方式与电视配对的遥控器。

电视在显示飞利浦启动屏幕后返回待机模式

当电视断开连接并重新连接电源进入待机模式时，将显示启动屏幕，然后电视返回待机模式。这是正常现象。要再次从待机模式打开电视，请按遥控器或电视上的 .

待机指示灯持续闪烁

将电源线与电源插座断开。等待 5 分钟，然后重新连接。如果继续闪烁，请联系飞利浦电视客户服务部门。

### 频道

安装时未找到数字频道

为确保您所在国家/地区的电视支持 DVB-T 或 DVB-C，请参阅技术规格。

确保所有线缆均已正确连接且已选择正确的网络。

频道列表中没有以前安装的频道

确保选择了正确的频道列表。

DVB-T2 HEVC 频道

请参阅技术规格，确保您所在国家/地区的电视支持 DVB-T2 HEVC，然后重新安装 DVB-T 频道。

### 图片

无画面/画面失真

- 确保天线已正确连接至电视。
- 确保选取正确的设备作为显示源。
- 确保已正确连接外置设备或来源。

有声音无画面

- 确保正确设置画面设置。

天线接收效果不佳

- 确保天线已正确连接至电视。
- 扬声器、未接地的音响设备、氖灯、高大的建筑物以及其他较大的物体会影响接收质量。尽量通过改变天线方向或让设备远离电视来改善信号接收质量。
- 如果只有一个频道的信号较差，请对该频道进行微调。

设备的画质较差

- 确保正确连接设备。
- 确保正确设置画面设置。

画面设置片刻后更改

确保将位置设置为家庭

。在该模式下，您可以更改并保存设置。

出现商业横幅

确保将位置设置为家庭。

画面与屏幕不匹配

更改为其他画面格式。

画面格式随着不同频道不断变化

选择非“自动”画面格式。

画面位置不正确

有些设备的画面信号可能无法正确匹配屏幕。检查所连接设备的信号输出。

电脑画面不稳定

确保电脑使用支持的分辨率和刷新率。

---

## 声音

无声音或音质很差

如果没有检测到音频信号，电视机将自动关闭音频输出，这并不表示有故障。

- 确保正确设置声音设置。
- 确保正确连接所有线缆。
- 确保音量未静音或设为零。
- 确保电视音频输出已连接至家庭影院系统的音频输入。应通过 HTS 扬声器播放声音。
- 有些设备可能需要手动启用 HDMI 音频输出。如果已启用 HDMI 音频，但仍无法听到声音，尝试将设备的数字音频格式更改为 PCM (脉冲编码调制)。有关说明，请参阅设备附带的文档。

---

## HDMI 和 USB

HDMI

- 请注意，HDCP (高带宽数字内容保护) 支持会延迟电视显示 HDMI 设备内容的时间。
- 如果电视无法识别 HDMI 设备并且未显示画面，则切换为其他来源设备，然后切换回当前设备。
- 如果连接到 HDMI 1 或 HDMI 2 接口的设备的图像和声音失真，请将设备连接到电视上的 HDMI 3 或 HDMI 4 接口。
- 如果用 HDMI 连接的设备的图像和声音失真，请检查其他 HDMI Ultra HD 设置是否可以解决此问题。有关详细信息，请在帮助中选择关键字，然后查找 HDMI Ultra HD。
- 如果出现间歇性的声音失真，确保 HDMI 设备的输出设置正确。
- 如果使用 HDMI-to-DVI 适配器或 HDMI-to-DVI 线缆，在适用情况下，确保将其他音频线缆连接至 AUDIO IN (仅限迷你插孔)。

HDMI EasyLink 不起作用

- 确保 HDMI 设备兼容 HDMI-CEC。EasyLink 功能只能与兼容 HDMI-CEC 的设备配合使用。

未显示音量图标

- 如果连接了 HDMI-CEC 音频设备，而且您使用电视遥控器来调节设备音量，那么此现象是正常的。

未显示 USB 设备中的照片、视频和音乐

- 确保已按存储设备文档中所述将 USB 存储设备设置为兼容海量存储类。
- 确保 USB 存储设备与电视兼容。
- 确保电视支持这些音频和图片文件格式。

USB 文件播放不流畅

- USB 存储设备的传输性能可能会限制与电视机之间的数据传输速率，这会影响播放质量。

---

## Wi-Fi

没有找到 Wi-Fi 网络或失真

- 附近的微波炉、DECT 电话或其他 Wi-Fi 802.11b/g/n 设备可能会干扰无线网络。
- 当您的电视被放置在靠近许多无线路由器的近旁位置时 (公寓等)，我们建议您的路由器使用 5 GHz 频率 (802.11ac)。
- 确保网络中的防火墙允许访问电视的无线连接。
- 为了便于安装您的无线网络，请不要关闭 SSID 广播，以免隐藏您的路由器名称。
- 如果您家中的无线网络不能正常工作，您可以使用有线网络安装。

Wi-Fi 网络连接速度缓慢

- 请使用路由器的高速 (宽带) 互联网连接。
- 限制使用同一路由器的设备数量。
- 有关室内范围、传输速率和信号质量其他因素的信息，请查阅无线路由器的用户手册。

DHCP

- 如果连接失败，可检查路由器的 DHCP (动态主机配置协议) 设置。DHCP 应设置为开启。

---

## 蓝牙

无法配对

- 确保设备处于配对模式。请阅读该设备的用户手册。
- 请尽量将路由器和无线扬声器放在靠近电视的位置。
- 处于大量无线活动的地方 (使用大量无线路由器的公寓)，将会干扰无线连接。
- 尝试同时让多台设备与电视配对可能不会成功。

蓝牙丢失连接

- 始终将无线扬声器放在距离电视 5 米的范围内。

蓝牙音频和视频同步

- 在购买无线蓝牙扬声器之前，请先了解其音频与视频同步的质量，这种同步通常称为“唇形同步”。并非所有蓝牙设备都能正确执行唇形同步。可以请教经销商征询建议。

---

## 互联网






互联网无法工作

- 如果与路由器的连接正常，请检查路由器与互联网之间的连接。

---

## 菜单显示错误语言

将语言改回您的语言。

- 1 - 按 。
- 2 - 选择  图标（设置），然后按 OK。
- 3 - 按 5 次 （向下键）。
- 4 - 按 3 次 （向右键），选择语言，然后按 OK。
- 5 - 按  BACK 关闭菜单。

---

24.4

## 在线帮助

要解决飞利浦电视相关问题，可以咨询我们的在线支持。  
您可以选择您的语言并输入产品型号。

转至 [www.philips.com/support](http://www.philips.com/support)。

在支持站点上，您可以找到用于联系我们以及解答常见问题（FAQ）的您所在国家/地区的电话号码。在部分国家/地区，您可以与我们其中一位同事交谈，直接询问问题或通过电子邮件发送问题。  
您可以下载新电视软件或可在电脑上阅读的手册。

---

24.5

## 支持和维修

有关支持和维修，请致电您所在国家/地区的客户服务热线。  
如有必要，我们的服务工程师会负责维修。

电话号码位于电视随附的印刷文档中。

或访问我们的网站

[www.philips.com/support](http://www.philips.com/support)

，然后选择您所在的国家/地区（如有需要）。

电视型号和序列号

客户服务人员可能会要求您提供电视产品型号和序列号。  
这些号码位于包装标签或电视背部或底部的型号标签上。

### 警告

请勿尝试自行修理电视。否则可能会造成严重的人身伤害，  
或对电视造成不可挽回的损坏，并使产品保修无效。

# 安全与保养

## 25.1

## 安全

### 重要信息

使用电视之前，请阅读并理解所有安全说明。因未遵守说明而造成的损坏不在保修范围内。

### 小心触电或发生火灾

- 请勿让电视机与雨或水接触。切勿将液体容器（如花瓶）放置在电视旁边。
- 如果有液体溅到电视表面或内部，请立即断开电视的电源。
- 请与飞利浦电视客户服务部门联系，对电视进行检查后再行使用。
- 切勿将电视、遥控器或电池暴露在过热的环境中。切勿将它们放置在靠近明火或其它热源的地方，包括阳光直射处。
- 切勿将物体插入本电视的通风槽或其它开口。
- 切勿将重物放在电源线上。
- 避免对电源插头过度施力。电源插头松脱可能导致电弧或火灾。旋转电视机屏幕时，确保没有拉紧电源线。
- 要断开电视的电源，必须拔下电源插头。断开电源时，应始终拔动电源插头，切勿拉扯电源线。请确保您始终可以完全接触到电源插头、电源线和插座。

### 小心受伤或损坏电视

- 需由两个人搬运重量超过 25 千克或 55 磅的电视。
  - 将电视安装到支架上时，只能使用随附的支架。将支架紧紧地固定到电视上。
  - 将电视置于一个平整、水平的表面上，该表面必须能够支撑电视和支架的总重量。
  - 壁挂时，确保壁挂能够安全地支撑电视的重量。TP Vision 对由于壁挂不当而造成的事故、人身伤害或损害不负任何责任。
  - 本产品的部件可能由玻璃制造。请小心处理，以免受到伤害或造成损坏。
- 存在损坏电视机的风险！

将电视机连接到电源插座前，请确保电源电压符合电视机背面印制的电压值。如果电压值不符，绝对不能将电视机连接到电源插座。

### 小心伤害儿童

请遵循下列注意事项，防止因电视掉落而导致儿童受伤：

- 切勿将电视放在盖有布块或其它可以拉动的材料的表面。
- 确保电视的任何部分都没有悬在表面的边缘之外。
- 切勿将电视放置在较高的家具（如书柜）上，而没有将家具和电视机都固定到墙上或合适的支点上。
- 告知儿童爬上家具触摸电视可能带来的危险。

吞咽电池的危险！

遥控器可能包含纽扣式电池，容易被小孩吞咽。请始终将这些电池放在儿童接触不到的地方。

### 小心过热

切勿将电视机安装在封闭空间内。始终在电视机周围留出至少 10 厘米或 4 英寸的空间以便通风。确保窗帘或其它物体不会遮挡电视上的通风槽。

### 雷雨天气

在雷电天气之前，应断开电视的电源和天线。

雷雨天气期间，切勿触摸电视、电源线或天线的任何部分。

### 小心听力受损

避免以高音量或长时间使用耳机。

### 低温

如果在低于 5°C 或 41°F 的温度下运送电视机，请先拆开电视机的包装，待电视机达到室温后再将电视机连接到电源插座上。

### 湿度

在极少数情况下，取决于温度和湿度，在电视正面玻璃内部可能会出现轻微结露（某些型号）。为防止此现象，请不要将电视机直接暴晒于阳光下、暴露于高温或极端潮湿环境下。如果出现结露，电视打开几小时后结露会自行消失。

结露不会损坏电视或引起故障。



## 屏幕保养

- 切勿使用任何物体接触、推按、摩擦或敲击屏幕。
- 在清洁前拔下电视的插头。
- 用柔软的湿布进行清洁，轻轻擦拭电视和框架。避免触摸电视背面的流光溢彩 LED。请勿使用酒精、化学品或家用清洁剂等物质清洁电视。
- 为了避免变形和褪色，请尽快擦掉水滴。
- 应尽量避免静态图像。静态图像是指长时间停留在屏幕上的图像。静态图像包括屏幕菜单、黑条和时间显示等。如果必须使用静态图像，请降低屏幕对比度和亮度，以防止损坏屏幕。

# 使用条款

## 26.1

### 使用条款 - 电视

2016 © TP Vision Europe B.V. 保留所有权利。

本产品由 TP Vision Europe B.V. 或其附属机构之一引入市场，以下简称 TP Vision，即本产品的制造商。TP Vision 是本手册提及的电视相关事务的担保人。飞利浦及飞利浦盾牌标志是 Koninklijke Philips N.V. 的注册商标

规格随时可能变更，恕不另行通知。所有商标均是 Koninklijke Philips N.V. 或其各自所有者的财产。TP Vision 保留随时更改产品的权利，而且没有义务对较早前提供的产品进行相应的调整。

[www.philips.com/support](http://www.philips.com/support)

下载的手册足够供系统正常使用。

本手册中的材料足够供系统正常使用。如果产品，或其单独模块或程序用于此处指定的其它用途，则必须获得有效性和适用性确认。TP Vision 保证，材料本身并未侵犯任何美国专利。我们没有作出进一步的明示或暗示保证。TP Vision 对本文档内容中的任何错误以及由于本文档的内容而导致的任何问题概不负责。飞利浦会尽快地纠正用户所报告的错误并将其并公布在飞利浦支持网站上。

#### 保修条款

- 存在人身伤害、损坏电视机或令保修失效的风险！切勿尝试自行修理电视。请仅按制造商的原本意图使用电视机和附件。电视背面的警告标志表示存在触电风险。切勿拆卸电视机盖。务必联系飞利浦电视客户服务部门进行检修。电话号码位于电视随附的印刷文档中。或访问我们的网站 [www.philips.com/support](http://www.philips.com/support)，然后选择您所在的国家/地区（如有需要）。本手册中明确禁止的任何操作，或者任何未建议或授权的调整或装配步骤均会使保修失效。

#### 像素特征

本 TV 产品具有大量的彩色像素。尽管其有效像素高达 99.999% 或更高，但屏幕仍可能出现黑点或亮点（红色、绿色或蓝色）。这是显示屏的结构属性（在常见的行业标准内）并且不是故障。

#### CE 合规性

TP Vision Europe B.V. 特此声明，本电视机符合指令 2014/53/EU（无线电设备指令）、2009/125/EC（生态设计指令）、2010/30/EU（能源标识指令）和 2011/65/EC（RoHS）的基本要求及其它相关规定。

#### EMF 合规性

TP Vision 主要面向广大消费者制造和销售各类产品，包括通常能放射和接收电磁信号的各种电子设备。TP Vision 的主要经营原则之一就是要对我们的产品采取各种必要的健康和安全措施，符合所有相应的法律要求，并在生产产品时严格遵照电磁场 (EMF) 标准。

TP Vision 致力于开发、生产和销售对人体健康无任何危害的产品。TP Vision 确认，据目前的科学证明，只要其产品使用得当，就对人体毫无危害。长期以来，TP Vision 始终在国际 EMF 和安全标准的制定工作中起着积极作用，这就使 TP Vision 总能预知标准的发展趋势，并率先应用到其产品中去。

## 26.2

### 使用条款 - 飞利浦应用程序库

有关详细信息，请在帮助中选择关键字，然后查找使用条款，应用程序库。

# 版权

## 27.1

## MHL

MHL、Mobile High-Definition Link 和 MHL 徽标均为 MHL, LLC. 的商标或注册商标。



## 27.2

## 超高清

DIGITALEUROPE UHD Display 徽标是 DIGITALEUROPE 的商标。



## 27.3

## HDMI

HDMI 和 HDMI 高清多媒体接口术语及 HDMI 徽标是 HDMI Licensing LLC 在美国及其他国家/地区的商标或注册商标。



## 27.4

## Dolby Digital Plus

在 Dolby Laboratories 许可下制造。Dolby 和双 D 符号是 Dolby Laboratories 的商标。



## 27.5

## DTS Premium Sound™

有关 DTS 专利，请访问 <http://patents.dts.com>。在 DTS Licensing Limited 许可下制造。DTS、其标志及 DTS 和其标志组合均为 DTS, Inc. 的注册商标并且 DTS Premium Sound 是 DTS, Inc. 的商标。© DTS, Inc. 保留所有权利。



## 27.6

## Microsoft

Windows Media

Windows Media 是 Microsoft Corporation 在美国和/或其它国家/地区的注册商标或商标。



Microsoft PlayReady

内容所有者使用 Microsoft PlayReady™ 内部访问技术保护其知识产权，包括版权内容。本设备使用 PlayReady 技术访问受 PlayReady 保护的内容和/或受 WMDRM 保护的内容。如果设备无法正确实施内容使用限制，内容所有者可能要求 Microsoft 撤回设备访问受 PlayReady 保护的内容的能力。撤回不应影响未受保护的内容或受其他内容访问技术保护的内容。内容所有者可能会要求您升级 PlayReady 才能访问其内容。如果您拒绝升级，则将无法访问需要升级才能访问的内容。

## 27.7

## Wi-Fi Alliance

Wi-Fi®、Wi-Fi CERTIFIED 徽标、Wi-Fi 徽标均为 Wi-Fi Alliance 的注册商标。



---

27.8

## Kensington

( 如适用 )

Kensington 和 Micro Saver 是 ACCO World Corporation 在美国和全球其它国家/地区已注册及正在申请的商标。



---

27.9

## 其他商标

所有其他已注册和未注册的商标均是其各自所有者的财产。

# 关于第三方提供的服务和/或软件的免责声明

第三方提供的服务和/或软件可能会发生更改、暂停或终止，恕不另行通知。TP Vision 对此类情况概不负责。

# 索引

## A

Android 设置 36

## 照

照片、视频和音乐 62

## 父

父母评级 18

## 环

环保设置 55

## 电

电脑，连接 32

电视现有应用程序 71

电视指南数据 64

电池，蓝牙遥控器 10

## 相

相机，连接 32

## 看

看电视 17

## 睡

睡眠定时器 59

## 网

网络，电视网络名称 36

网络，静态 IP 35

网络，设置 35

网络，连接 34

网络，Wi-Fi Smart Screen 36

网络，WoWLAN 35

网络，WPS 34

网络，WPS，带 PIN 码 34

网络，打开 Wi-Fi 35

网络，无线 34

网络，有线 34

网络，查看设置 35

网络安装 34

## D

DMR，数字媒体渲染器 35

DVI-HDMI 接口 24

## 通

通用接入 60

通知 161

## 耳

耳机 29

耳机音量 51

## 遥

遥控键盘 9

遥控，接收器 10

遥控器，触摸板 8

遥控器，语音搜索 8

遥控器，概述 7

## 重

重听 60

## 自

自动音量调衡 52

自定义色温 48

色

色调 48

色彩，色彩控制 48

色温 48

节

节目，推荐 71

蓝

蓝牙 28

蓝牙，选择设备 28

蓝牙，配对 28

蓝牙，删除设备 29

锐

锐腾自然动感 50

问

问题，遥控器 165

问题，菜单语言 167

问题，HDMI 连接 166

问题，USB 连接 166

问题，图像 165

问题，声音 166

降

降噪 50

随

随选视频 71

音

音频描述 60

频

频道 17

频道，频道列表，筛选 17

频道，频道列表，关于 17

频道，频道列表，打开 17

频道，频道列表，搜索 17

频道，切换至某个频道 17

频道，卫星安装 12

频道，年龄评级 18

频道列表复制 16

频道列表复制，复制 16

频道列表复制，当前版本 16

频道列表复制，上传 16

颜

颜色 47

飞

飞利浦徽标，亮度 56

饱

饱和度 49

视

视障人士 60

视频选择 19

高

自动音量调衡 52

自定义色温 48

色

色调 48

色彩，色彩控制 48

色温 48

节

节目，推荐 71

蓝

蓝牙 28

蓝牙，选择设备 28

蓝牙，配对 28

蓝牙，删除设备 29

锐

锐腾自然动感 50

问

问题，遥控器 165

问题，菜单语言 167

问题，HDMI 连接 166

问题，USB 连接 166

问题，图像 165

问题，声音 166

降

降噪 50

随

随选视频 71

音

音频描述 60

频

频道 17

频道，频道列表，筛选 17

频道，频道列表，关于 17

频道，频道列表，打开 17

频道，频道列表，搜索 17

频道，切换至某个频道 17

频道，卫星安装 12

频道，年龄评级 18

频道列表复制 16

频道列表复制，复制 16

频道列表复制，当前版本 16

频道列表复制，上传 16

颜

颜色 47

飞

飞利浦徽标，亮度 56

饱

饱和度 49

视

视障人士 60

视频选择 19

高

自动音量调衡 52

自定义色温 48

色

色调 48

色彩，色彩控制 48

色温 48

节

节目，推荐 71

蓝

蓝牙 28

蓝牙，选择设备 28

蓝牙，配对 28

蓝牙，删除设备 29

锐

锐腾自然动感 50

问

问题，遥控器 165

问题，菜单语言 167

问题，HDMI 连接 166

问题，USB 连接 166

问题，图像 165

问题，声音 166

降

降噪 50

随

随选视频 71

音

音频描述 60

频

频道 17

频道，频道列表，筛选 17

频道，频道列表，关于 17

频道，频道列表，打开 17

频道，频道列表，搜索 17

频道，切换至某个频道 17

频道，卫星安装 12

频道，年龄评级 18

频道列表复制 16

频道列表复制，复制 16

频道列表复制，当前版本 16

频道列表复制，上传 16

颜

颜色 47

飞

飞利浦徽标，亮度 56

饱

饱和度 49

视

视障人士 60

视频选择 19

高

自动音量调衡 52

自定义色温 48

色

色调 48

色彩，色彩控制 48

色温 48

节

节目，推荐 71

蓝

蓝牙 28

蓝牙，选择设备 28

蓝牙，配对 28

蓝牙，删除设备 29

锐

锐腾自然动感 50

问

问题，遥控器 165

问题，菜单语言 167

问题，HDMI 连接 166

问题，USB 连接 166

问题，图像 165

问题，声音 166

降

降噪 50

随

随选视频 71

音

音频描述 60

频

频道 17

频道，频道列表，筛选 17

频道，频道列表，关于 17

频道，频道列表，打开 17

频道，频道列表，搜索 17

频道，切换至某个频道 17

频道，卫星安装 12

频道，年龄评级 18

频道列表复制 16

频道列表复制，复制 16

频道列表复制，当前版本 16

频道列表复制，上传 16

颜

颜色 47

飞

飞利浦徽标，亮度 56

饱

饱和度 49

视

视障人士 60

视频选择 19

高

自动音量调衡 52

自定义色温 48

色

色调 48

色彩，色彩控制 48

色温 48

节

节目，推荐 71

蓝

蓝牙 28

蓝牙，选择设备 28

蓝牙，配对 28

蓝牙，删除设备 29

锐

锐腾自然动感 50

问

问题，遥控器 165

问题，菜单语言 167

问题，HDMI 连接 166

问题，USB 连接 166

问题，图像 165

问题，声音 166

降

降噪 50

随

随选视频 71

音

音频描述 60

频

频道 17

频道，频道列表，筛选 17

频道，频道列表，关于 17

频道，频道列表，打开 17

频道，频道列表，搜索 17

频道，切换至某个频道 17

频道，卫星安装 12

频道，年龄评级 18

频道列表复制 16

频道列表复制，复制 16

频道列表复制，当前版本 16

频道列表复制，上传 16

颜

颜色 47

飞

飞利浦徽标，亮度 56

饱

饱和度 49

视

视障人士 60

视频选择 19

高

自动音量调衡 52

自定义色温 48

色

色调 48

色彩，色彩控制 48

色温 48

节

节目，推荐 71

蓝

蓝牙 28

蓝牙，选择设备 28

蓝牙，配对 28

蓝牙，删除设备 29

锐

锐腾自然动感 50

问

问题，遥控器 165

问题，菜单语言 167

高音 51

## 语

语音搜索，遥控器 8

## 超

超高分辨率 50

## 连

连接，电源线 5

连接，USB 闪存盘 32

连接指南 23

## G

Google Play 商店 40

## H

HDMI 超高清 56

HDMI MHL 23

HDMI-CEC，EasyLink 24

HDMI，ARC 23

HDR 节目 49

HDR 升级 49

## M

Multi View 74

## T

TV on Demand 71

## U

Unicable 12

USB 硬盘驱动器 30

USB 键盘 31

## W

Wi-Fi 34

## Y

YPbPr 接口 24

## 光

光传感器 49

## 关

关闭定时器 55

关机 11

## 减

减少 MPEG 格式文件的残影 50

## 动

动态，Clear LCD 50

动态，Perfect Natural Motion 50

## 卫

卫星 CAM 12

卫星，频道套装 12

卫星，Unicable 12

卫星，删除卫星 13

卫星，手动频道更新 13

卫星，手动安装 13

卫星，添加卫星 13

卫星安装 12

## 听

听力受损 60

## 图

图像风格 47

图像格式 50

图文电视 21

## 在

在线支持 167

## 声

声音风格 51

声音，自动音量调衡 52

## 媒

媒体文件，来自 USB 驱动器 62

媒体文件，来自电脑或 NAS 62

媒体文件，来自云存储 62

## 安

安全说明 168

## 客

客户服务 167

## 对

对比度 47

对比度，锐腾精细对比 49

对比度，视频对比度 49

对比度模式 49

## 屏

屏幕保养 169

## 年

年龄评级 18

## 应

应用程序 39

应用程序锁定 40

## 开

开机 11

## 弃

弃置电视或电池 162

## 弱

弱视 60

## 彩

彩色增强 48

## 待

待机模式 11

## 快

快捷图像设置 51

## 接

接口，卫星接口 6

接口，天线接口 5

## 摄

摄像机，连接 32

## 摆

摆放，电视摆放 5

摆放，观看距离 5

## 无

无线网络 34

## 暂

暂停电视 67

## 更

更新软件 75

有

有线网络 34

欧

欧盟环保标签 162

流

流光溢彩，设置 53

清

清除互联网存储 36

清晰度 48

游

游戏手柄，连接 30

游戏控制台，连接 29

主

主菜单 37

互

互联网存储，清除 35

亮

亮度 48

伽

伽马校正 50

低

低音 51

使

使用终止 162

使用条款 170

使用条款，应用程序库 37





[www.philips.com/support](http://www.philips.com/support)

**Հայաստան – Armenia**  
Հաճախորդների սպասարկում  
**0 800 01 004**  
փոխանցված 0,03€/ min

**Azərbaycan – Azerbaijan**  
Müştəri xidmətləri  
**088 220 00 04**  
Köçürüldü zəng edin 0,17€/min

**България**  
Грижа за клиента  
**02 4916 273**  
(Национален номер)

**België/Belgique**  
Klantenservice/  
Service Consommateurs  
**02 700 72 62**  
(0.15€/min.)

**Bosna i Hercegovina**  
Potpora potrošačima  
**033 941 251**  
(Lokalni poziv)

**Republika Srbija** Potpora  
potrošačima  
**011 321 6840**  
(Lokalni poziv)

**Česká republika**  
Zákaznická podpora  
**228 880 895**  
(Místní tarif)

**Danmark**  
Kundeservice  
**3525 8314**

**Deutschland**  
Kundendienst  
**069 66 80 10 10**  
(Zum Festnetzstarif Ihres  
Anbieters)

**Ελλάδα**  
Τμήμα καταναλωτών  
**2111983028**  
(Διεθνής κλήση)

**Eesti**  
Klienditugi  
**668 30 61**  
(Kohalikud kõned)

**España**  
Atención al consumidor  
**913 496 582**  
(0,10€ + 0,08€/min.)

**France**  
Service Consommateurs  
**01 57 32 40 50**  
(coût d'un appel local sauf  
surcoût éventuel selon opérateur  
réseau)

**Hrvatska**  
Potpora potrošačima  
**01 777 66 01**  
(Lokalni poziv)

**Indonesia**  
Consumer Care  
**0800 133 3000**

**Ireland**  
Consumer Care  
**015 24 54 45**  
(National Call)

**Italia**  
Servizio Consumatori  
**0245 28 70 14**  
(Chiamata nazionale)

**Қазақстан Республикасы**  
байланыс орталығы  
**810 800 2000 00 04**  
(стационарлық нөмірлерден  
Қазақстан Республикасы бойынша  
қоңырау шалу тегін)

**Latvija**  
Klientu atbalsts  
**6616 32 63**  
(Vietēlais tarifs)

**Lietuva**  
Klientų palaikymo tarnyba  
**8 521 402 93**  
(Vietiniais tarifais)

**Luxembourg**  
Service Consommateurs  
**2487 11 00**  
(Appel nat./ (Nationale Ruf)

**Magyarország**  
Ügyfélszolgálat  
**(061) 700 81 51**  
(Belföldi hívás)

**Malaysia**  
Consumer Care  
**1800 220 180**

**Nederland**  
Klantenservice  
**0900 202 08 71**  
(1€/gesprek)

**Norge**  
Forbrukerstøtte  
**22 97 19 14**

**Österreich**  
Kundendienst  
**0150 284 21 40**  
(0,05€/Min.)

**Республика Беларусь**  
Контакт Центр  
**8 10 (800) 2000 00 04**  
(бесплатный звонок по  
Республике Беларусь со  
стационарных номеров)

**Российская Федерация**  
Контакт Центр  
**8 (800) 220 00 04**  
(бесплатный звонок по России)

**Polska**  
Wsparcie Klienta  
**22 397 15 04**  
(Połączenie lokalne)

**Portugal**  
Assistência a clientes  
**800 780 068**  
(0,03€/min. – Móvel 0,28€/min.)

**România**  
Serviciul Clienti  
**031 630 00 42**  
(Tarif local)

**Schweiz/Suisse/Svizzera**  
Kundendienst/Service  
Consommateurs/Servizio  
Consumatori  
**0848 000 291**  
(0,04 CHF/Min)

**Slovenija**  
Skrb za potrošnike  
**01 88 88 312**  
(Lokalni klic)

**Slovensko**  
Zákaznická podpora  
**02 332 154 93**  
(vnútroštátny hovor)

**Suomi**  
Finland Kuluttajapalvelu  
**09 88 62 50 40**

**Sverige**  
Kundtjänst  
**08 57 92 90 96**

**Türkiye**  
Tüketici Hizmetleri  
**0 850 222 44 66**

**Україна**  
Служба підтримки  
споживачів  
**0-800-500-480**  
(дзвінки зі стаціонарних і  
мобільних телефонів у межах  
України безкоштовні)

**Кыргызстан**  
Байланыш борбору  
**810 800 2000 00 04**

**United Kingdom**  
Consumer Care  
**020 79 49 03 19**  
(5p/min BT landline)



All registered and unregistered trademarks are property of their respective owners. Specifications are subject to change without notice. Philips and the Philips' shield emblem are trademarks of Koninklijke Philips N.V. and are used under license from Koninklijke Philips N.V. 2016 © TP Vision Europe B.V. All rights reserved.

[philips.com](http://philips.com)